
Workpapers - 2022 Financial Year

Myers Super Fund

Preparer: Shelley Lian

Reviewer: Steven Lee

Printed: 21 April 2023

Lead Schedule

2022 Financial Year

Code	Workpaper	CY Balance	LY Balance	Change	Status
23900	Dividends Received	(\$80.60)	(\$775.11)	(89.6)%	Completed
24200	Contributions	(\$9,949.46)	(\$8,963.86)	11%	Completed
24602	Forex Gains/(Losses) - Unrealised	(\$2,311.03)	(\$1,794.00)	28.82%	Completed
24700	Changes in Market Values of Investments	(\$4,871.40)	(\$19,086.36)	(74.48)%	Completed
24800	Changes in Market Values of Other Assets	\$1,295.00		100%	Completed
25000	Interest Received	(\$9.23)	(\$18.12)	(49.06)%	Completed
30100	Accountancy Fees	\$550.00	\$620.00	(11.29)%	Completed
30400	ATO Supervisory Levy		\$259.00	100%	Completed
30700	Auditor's Remuneration	\$550.00	\$450.00	22.22%	Completed
33400	Depreciation		\$259.00	100%	Completed
37500	Investment Expenses	\$69.22	\$108.28	(36.07)%	Completed
48500	Income Tax Expense	\$2,134.47	\$2,927.55	(27.09)%	Completed
49000	Profit/Loss Allocation Account	\$12,623.03	\$26,013.62	(51.48)%	Completed
50000	Members	(\$162,235.54)	(\$149,612.51)	8.44%	Completed
60400	Bank Accounts	\$165,098.67	\$77,019.32	114.36%	Completed
76550	Plant and Equipment (at written down value) - Unitised			0%	Completed

Code	Workpaper	CY Balance	LY Balance	Change	Status
77700	Shares in Listed Companies (Overseas)		\$73,103.85	100%	Completed
85000	Income Tax Payable /Refundable	(\$1,613.23)	(\$146.63)	1000.2%	Completed
86000	PAYG Payable	(\$674.00)	(\$58.00)	1062.07%	Completed
88000	Sundry Creditors	(\$550.00)		100%	Completed
89000	Deferred Tax Liability/Asset	(\$25.90)	(\$306.03)	(91.54)%	Completed
A	Financial Statements				Completed
B	Permanent Documents				Completed
C	Other Documents				Completed
D	Pension Documentation				Completed
E	Estate Planning				Completed

23900 - Dividends Received

2022 Financial Year

Preparer Shelley Lian

Reviewer Steven Lee

Status Completed

Account Code	Description	CY Balance	LY Balance	Change
IJH.NYE2	iShs Cr S&P MC Shs		(\$672.95)	100%
QQQ.NDQ4	Invesco Capital Management LLC - Invesco QQQ Trust Series 1	(\$80.60)	(\$102.16)	(21.1)%
TOTAL		CY Balance	LY Balance	
		(\$80.60)	(\$775.11)	

Supporting Documents

- Dividend Reconciliation Report [Report](#)
- Investment Income Comparison Report [Report](#)
- ShareDividends_8476281_2021-07-01_2022-06-30.pdf

Standard Checklist

- Attach copies of all dividend statements
- Attach copy of Dividend Reconciliation Report
- Attach copy of Investment Income Comparison Report

Myers Super Fund

Dividend Reconciliation Report

For The Period 01 July 2021 - 30 June 2022

Date	Net Payment Received	Australian Income			Foreign Income			Withheld		
		Unfranked	Franked	Franking Credits	Foreign Income	Foreign Credits	NZ Credits	TFN Withheld	Non-Resident	LIC Deduction
Shares in Listed Companies (Overseas)										
QQQ.NDQ Invesco Capital Management LLC - Invesco QQQ Trust Series 1										
31/12/2021	80.60				80.60	14.20				
	80.60				80.60	14.20				
	80.60				80.60	14.20				
TOTAL	80.60				80.60	14.20				

Tax Return Reconciliation

	Totals	Tax Return Label
Unfranked		J
Franked Dividends		K
Franking Credits		L

Myers Super Fund

Investment Income Comparison Report

As at 30 June 2022

Investment	Ledger Data			ASX & UUT Data						
	Transaction Date	Income Amount	Franking Credit	Date Payable	Ex Div/Dist Date	Units On Hand	45 Day Qualified	Amount per share/unit	Estimated Income	Estimated Franking*
Unreconciled										
Shares in Listed Companies (Overseas)										
QQQ.NDQ	Invesco Capital Management LLC - Invesco QQQ Trust Series 1	31/12/2021	80.60							
			80.60							
			80.60							

*Franking credit is estimated using 45 day qualified units. The estimation might not be accurate for preference shares and hedging arrangements.

Share Dividends Report

01-Jul-2021 - 30-Jun-2022

Generated at:03-Nov-2022 11:07:47 (UTC)



Saxo Capital Markets (Australia) Limited
2000 Sydney
NSW
Australia
Phone No.: +61282679000
Email: operations@saxomarkets.com.au

M Myers & S Myers ATF Myers Super Fund
4051 Alderley
QLD
Australia

Client ID : 8476281

Currency : AUD

Account(s) : All accounts

Table of Contents

Share Dividends, 36000/124392	2
-------------------------------------	---

Share Dividends, 36000/124392

<i>Instrument</i>	<i>Type</i>	<i>Posting Date</i>	<i>Pay Date</i>	<i>Holding</i>	<i>Dividend unit</i>	<i>Conversion Rate</i>	<i>Currency</i>	<i>Dividend amount</i>	<i>Withholding tax percent</i>	<i>Withholding tax amount</i>	<i>Residential tax percent</i>	<i>Residential tax amount</i>	<i>Fee amount</i>	<i>Total Tax (AUD)</i>	<i>Booked Amount (AUD)</i>
Invesco QQQ Trust, Series 1 QQQ:xnas	Cash Dividend	31-Dec-2021	31-Dec-2021	140	0.49	1.375703	USD	68.80	0.15	-10.32	0.00	0.00	0.00	-14.20	80.45

24200 - Contributions

2022 Financial Year

Preparer Shelley Lian

Reviewer Steven Lee

Status Completed

Account Code	Description	CY Balance	LY Balance	Change
MYEMIC00001A	(Contributions) Myers, Michael - Accumulation (Accumulation)	(\$9,949.46)	(\$8,963.86)	11%
TOTAL		CY Balance	LY Balance	
		(\$9,949.46)	(\$8,963.86)	

Supporting Documents

- SuperStream Contribution Data Report [Report](#)
- Contributions Breakdown Report [Report](#)

Standard Checklist

- Attach copies of S290-170 notices (if necessary)
- Attach copy of Contributions Breakdown Report
- Attach SuperStream Contribution Data Report
- Check Fund is registered for SuperStream (if necessary)
- Ensure all Contributions have been allocated from Bank Accounts
- Ensure Work Test is satisfied if members are over 65

Myers Super Fund

Contributions Breakdown Report

For The Period 01 July 2021 - 30 June 2022

Summary

Member	D.O.B	Age (at 30/06/2021)	Total Super Balance (at 30/06/2021) *1	Concessional	Non-Concessional	Other	Reserves	Total
Myers, Michael	Provided	42	149,612.51	9,949.46	0.00	0.00	0.00	9,949.46
Myers, Sophie	Provided	29	0.00	0.00	0.00	0.00	0.00	0.00
All Members				9,949.46	0.00	0.00	0.00	9,949.46

*1 TSB can include information external to current fund's transaction records. The amount is per individual across all funds.

Contribution Caps

Member	Contribution Type	Contributions	Cap	Current Position
Myers, Michael	Concessional (5 year carry forward cap available)	9,949.46	75,915.56	65,966.10 Below Cap
	Non-Concessional	0.00	110,000.00	110,000.00 Below Cap
Myers, Sophie	Concessional (5 year carry forward cap available)	0.00	102,500.00	102,500.00 Below Cap
	Non-Concessional	0.00	110,000.00	110,000.00 Below Cap

Carry Forward Unused Concessional Contribution Cap

Member	2017	2018	2019	2020	2021	2022	Current Position
Myers, Michael							
Concessional Contribution Cap	N/A	25,000.00	25,000.00	25,000.00	25,000.00	27,500.00	
Concessional Contribution	N/A	2,483.40	9,373.12	8,247.46	8,963.86	9,949.46	
Unused Concessional Contribution	N/A	0.00	15,626.88	16,752.54	16,036.14	17,550.54	
Cumulative Carry Forward Unused	N/A	N/A	0.00	15,626.88	32,379.42	48,415.56	
Maximum Cap Available	N/A	25,000.00	25,000.00	40,626.88	57,379.42	75,915.56	65,966.10 Below Cap
Total Super Balance	N/A	0.00	113,100.93	117,704.51	123,598.89	149,612.51	
Myers, Sophie							
Concessional Contribution Cap	N/A	25,000.00	25,000.00	25,000.00	25,000.00	27,500.00	
Concessional Contribution	N/A	0.00	0.00	0.00	0.00	0.00	
Unused Concessional Contribution	N/A	0.00	25,000.00	25,000.00	25,000.00	27,500.00	
Cumulative Carry Forward Unused	N/A	N/A	0.00	25,000.00	50,000.00	75,000.00	
Maximum Cap Available	N/A	25,000.00	25,000.00	50,000.00	75,000.00	102,500.00	102,500.00 Below Cap
Total Super Balance	N/A	0.00	0.00	0.00	0.00	0.00	

NCC Bring Forward Caps

Member	Bring Forward Cap	2019	2020	2021	2022	Total	Current Position
Myers, Michael	N/A	0.00	0.00	0.00	0.00	N/A	Bring Forward Not Triggered
Myers, Sophie	N/A	0.00	0.00	0.00	0.00	N/A	Bring Forward Not Triggered

Myers, Michael

Date	Transaction Description	Ledger Data					SuperStream Data				
		Contribution Type	Concessional	Non-Concession	Other	Reserves	Contribution	Employer	Concessional	Non-Concess	Other
23/07/2021	Inward Credit Direct Entry QUICKSUPER QUICKSPR3011392 322 0361578	Employer	319.82				Employer	I-MED NETWORK LIMITED	319.82		
20/08/2021	Inward Credit Direct Entry QUICKSUPER QUICKSPR3029533 512 0361578	Employer	752.84				Employer	I-MED NETWORK LIMITED	752.84		
24/09/2021	Inward Credit Direct Entry QUICKSUPER QUICKSPR3051797 105 0361578	Employer	1,186.47				Employer	I-MED NETWORK LIMITED	1,186.47		
22/10/2021	Inward Credit Direct Entry QUICKSUPER QUICKSPR3069884 577 0361578	Employer	705.31				Employer	I-MED NETWORK LIMITED	705.31		
19/11/2021	Inward Credit Direct Entry QUICKSUPER QUICKSPR3088972 044 0361578	Employer	797.82				Employer	I-MED NETWORK LIMITED	797.82		
23/12/2021	Inward Credit Direct Entry QUICKSUPER QUICKSPR3111317 725 0361578	Employer	816.14				Employer	I-MED NETWORK LIMITED	816.14		
21/01/2022	Inward Credit Direct Entry QUICKSUPER QUICKSPR3128739 715 0361578	Employer	789.05				Employer	I-MED NETWORK LIMITED	789.05		

22/02/2022	Inward Credit Direct Entry QUICKSUPER QUICKSPR3149994 426 0361578	Employer	974.23			Employer	I-MED NETWORK LIMITED	974.23		
22/03/2022	Inward Credit Direct Entry QUICKSUPER QUICKSPR3169834 494 0361578	Employer	755.66			Employer	I-MED NETWORK LIMITED	755.66		
19/04/2022	Inward Credit Direct Entry QUICKSUPER QUICKSPR3188269 046 0361578	Employer	1,070.97			Employer	I-MED NETWORK LIMITED	1,070.97		
20/05/2022	Inward Credit Direct Entry QUICKSUPER QUICKSPR3210805 712 0361578	Employer	690.67			Employer	I-MED NETWORK LIMITED	690.67		
17/06/2022	Inward Credit Direct Entry QUICKSUPER QUICKSPR3231086 827 0361578	Employer	754.90			Employer	I-MED NETWORK LIMITED	754.90		
21/06/2022	Quicksuper	Employer	335.58			Employer	I-MED NETWORK LIMITED	335.58		
Total - Myers, Michael			9,949.46	0.00	0.00	0.00		9,949.46	0.00	0.00
Total for All Members			9,949.46	0.00	0.00	0.00				

Myers Super Fund
SuperStream Contribution Data Report

For The Period 01 July 2021 - 30 June 2022

Transaction Date	Reference	Employer Org	Pay Period	Employer	Personal - NCC	Spouse & Child	Other Family & Friends	Any Other	Total
Myers, Michael									
23/07/2021	QUICKSPR3011392322	I-MED NETWORK LIMITED	11/06/2021 - 30/06/2021	319.82	0.00	0.00	0.00	0.00	319.82
20/08/2021	QUICKSPR3029533512	I-MED NETWORK LIMITED	01/07/2021 - 31/07/2021	752.84	0.00	0.00	0.00	0.00	752.84
24/09/2021	QUICKSPR3051797105	I-MED NETWORK LIMITED	01/08/2021 - 31/08/2021	1,186.47	0.00	0.00	0.00	0.00	1,186.47
22/10/2021	QUICKSPR3069884577	I-MED NETWORK LIMITED	01/09/2021 - 30/09/2021	705.31	0.00	0.00	0.00	0.00	705.31
19/11/2021	QUICKSPR3088972044	I-MED NETWORK LIMITED	01/10/2021 - 31/10/2021	797.82	0.00	0.00	0.00	0.00	797.82
23/12/2021	QUICKSPR3111317725	I-MED NETWORK LIMITED	01/11/2021 - 30/11/2021	816.14	0.00	0.00	0.00	0.00	816.14
21/01/2022	QUICKSPR3128739715	I-MED NETWORK LIMITED	01/12/2021 - 31/12/2021	789.05	0.00	0.00	0.00	0.00	789.05
22/02/2022	QUICKSPR3149994426	I-MED NETWORK LIMITED	01/01/2022 - 31/01/2022	974.23	0.00	0.00	0.00	0.00	974.23
22/03/2022	QUICKSPR3169834494	I-MED NETWORK LIMITED	01/02/2022 - 28/02/2022	755.66	0.00	0.00	0.00	0.00	755.66
19/04/2022	QUICKSPR3188269046	I-MED NETWORK LIMITED	01/03/2022 - 31/03/2022	1,070.97	0.00	0.00	0.00	0.00	1,070.97
20/05/2022	QUICKSPR3210805712	I-MED NETWORK LIMITED	01/04/2022 - 30/04/2022	690.67	0.00	0.00	0.00	0.00	690.67
17/06/2022	QUICKSPR3231086827	I-MED NETWORK LIMITED	01/05/2022 - 31/05/2022	754.90	0.00	0.00	0.00	0.00	754.90
21/06/2022	QUICKSPR3233542310	I-MED NETWORK LIMITED	01/06/2022 - 30/06/2022	335.58	0.00	0.00	0.00	0.00	335.58
				9,949.46	0.00	0.00	0.00	0.00	9,949.46
				9,949.46	0.00	0.00	0.00	0.00	9,949.46

*Data last updated: 27/06/2022

24602 - Forex Gains/(Losses) - Unrealised

2022 Financial Year

Preparer Shelley Lian

Reviewer Steven Lee

Status Completed

Account Code	Description	CY Balance	LY Balance	Change
24602	Forex Gains/(Losses) - Unrealised	(\$2,311.03)	(\$1,794.00)	28.82%
TOTAL		CY Balance	LY Balance	
		(\$2,311.03)	(\$1,794.00)	

Supporting Documents

- General Ledger [Report](#)

Standard Checklist

- Attach all supporting Documentation
- Has the Fund received any non-arm's length income? If so, it may be taxed at 47%

Myers Super Fund General Ledger

As at 30 June 2022

Transaction Date	Description	Units	Debit	Credit	Balance \$
Forex Gains/(Losses) - Unrealised (24602)					
	Forex Gains/(Losses) - Unrealised (24602)				
24/06/2022				2,311.03	2,311.03 CR
				2,311.03	2,311.03 CR
Total Debits:	0.00				
Total Credits:	2,311.03				

24700 - Changes in Market Values of Investments

2022 Financial Year

Preparer Shelley Lian

Reviewer Steven Lee

Status Completed

Account Code	Description	CY Balance	LY Balance	Change
24700	Changes in Market Values of Investments	(\$4,871.40)	(\$19,086.36)	(74.48)%
TOTAL		CY Balance	LY Balance	
		(\$4,871.40)	(\$19,086.36)	

Supporting Documents

- Market Movement [Report](#)
- Net Capital Gains Reconciliation [Report](#)
- Realised Capital Gain Report [Report](#)

Standard Checklist

- Attach copies of Source Documentation (Contract Notes, Broker Statements, Chess Statements, Contracts of Sale, Managed Fund Statements etc)
- Attach copy of Market Movement report
- Attach copy of Net Capital Gains Reconciliation
- Attach copy of Realised Capital Gain Report
- Ensure all Asset Disposals have been entered
- Ensure all Market Values have been entered for June 30
- Ensure all Tax Deferred Distributions have been entered

Myers Super Fund

Market Movement Report

As at 30 June 2022

Investment	Date	Description	Unrealised				Realised			Total
			Units	Accounting Cost Movement	Market Movement	Depreciation	Balance	Consideration	Accounting Cost Base	
IJH.NYE2 - iShs Cr S&P MC Shs										
	01/07/2021	Opening Balance	204.00	0.00	0.00	0.00	73,103.85	0.00	0.00	0.00
	24/09/2021	Disposal	(204.00)	(59,131.72)	0.00	0.00	13,972.13	73,903.49	59,131.72	14,771.77
	24/09/2021	Writeback	0.00	0.00	(13,972.13)	0.00	0.00	0.00	0.00	0.00
	25/10/2021	Purchase	189.00	70,132.54	0.00	0.00	70,132.54	0.00	0.00	0.00
	09/12/2021	Disposal	(189.00)	(70,132.54)	0.00	0.00	0.00	73,788.11	70,132.54	3,655.57
	30/06/2022		0.00	(59,131.72)	(13,972.13)	0.00	0.00	147,691.60	129,264.26	18,427.34
QQQ.NDQ4 - Invesco Capital Management LLC - Invesco QQQ Trust Series 1										
	01/07/2021	Opening Balance	0.00	0.00	0.00	0.00	0.00	0.00	0.00	0.00
	25/10/2021	Purchase	140.00	70,008.32	0.00	0.00	70,008.32	0.00	0.00	0.00
	25/01/2022	Disposal	(140.00)	(70,008.32)	0.00	0.00	0.00	69,129.51	70,008.32	(878.81)
	30/06/2022		0.00	0.00	0.00	0.00	0.00	69,129.51	70,008.32	(878.81)
SHSACOMSOF - Computer Software										
	01/07/2021	Opening Balance	1.00	0.00	0.00	0.00	0.00	0.00	0.00	0.00
	24/06/2022	Disposal	(1.00)	(1,295.00)	0.00	0.00	(1,295.00)	0.00	1,295.00	(1,295.00)
	24/06/2022	Writeback	0.00	0.00	1,295.00	0.00	0.00	0.00	0.00	0.00
	30/06/2022		0.00	(1,295.00)	1,295.00	0.00	0.00	0.00	1,295.00	(1,295.00)
Total Market Movement					(12,677.13)				16,253.53	3,576.40

Myers Super Fund

Capital Gains Reconciliation Report

For The Period 01 July 2021 - 30 June 2022

	Total	Discounted	Indexed	Other	Notional
Losses available to offset					
Carried forward from prior losses	6,583.84				
Carried forward from prior losses - Collectables	0.00				
Current year capital losses	878.81				
Current year capital losses - Collectables	0.00				
Total Losses Available	7,462.65				
Total Losses Available - Collectables	0.00				
Capital Gains					
Capital gains from disposal of assets	18,427.34	14,771.77	0.00	3,655.57	0.00
Capital gains from disposal of assets - Collectables	0.00	0.00	0.00	0.00	0.00
Capital gains from trust distributions	0.00	0.00	0.00	0.00	0.00
Capital Gains Before Losses applied	18,427.34	14,771.77	0.00	3,655.57	0.00
Losses and discount applied					
Losses applied	7,462.65	3,807.08	0.00	3,655.57	0.00
Losses applied - Collectables	0.00	0.00	0.00	0.00	0.00
Capital gains after losses applied	10,964.69	10,964.69	0.00	0.00	0.00
Capital gains after losses applied - Collectables	0.00	0.00	0.00	0.00	0.00
CGT Discount applied	3,654.90				
CGT Discount applied - Collectables	0.00				

Myers Super Fund

Capital Gains Reconciliation Report

For The Period 01 July 2021 - 30 June 2022

	Total	Discounted	Indexed	Other	Notional
Net Capital Gain					
Net capital gain	7,309.79				
Net capital gain - Collectables	0.00				
Total Net Capital Gain (11A)	7,309.79				
Net Capital Losses Carried Forward to later income					
Net Capital Losses Carried Forward to later income years	0.00				
Net Capital Losses Carried Forward to later income years - Collectables	0.00				
Total Net Capital Losses Carried Forward to later income years (14V)	0.00				

Note

Refer to Realised Gains Report for details of Disposals at a Security level

Refer to Distribution Reconciliation Report for Trust Distribution details at a Security level

Myers Super Fund

Realised Capital Gains Report

For The Period 01 July 2021 - 30 June 2022

Investment		Accounting Treatment				Tax Treatment						
Purchase Contract Date	Disposal Contract Date	Units	Cost	Proceeds	Accounting Profit/(Loss)	Adjusted Cost Base	Reduced Cost Base	Indexed Cost Base	Indexed Gains	Discounted Gains (Gross)	Other Gains	Capital Loss
Plant and Equipment (at written down value) - Unitised												
SHSACOMSOF - Computer Software												
15/06/2018	24/06/2022	1.00	1,295.00	0.00	(1,295.00)	1,295.00	1,295.00	0.00	0.00	0.00	0.00	0.00
		1.00	1,295.00	0.00	(1,295.00)	1,295.00	1,295.00	0.00	0.00	0.00	0.00	0.00
		1.00	1,295.00	0.00	(1,295.00)	1,295.00	1,295.00	0.00	0.00	0.00	0.00	0.00
Shares in Listed Companies (Overseas)												
IJH.NYE2 - iShs Cr S&P MC Shs												
30/10/2019	24/09/2021	204.00	59,131.72	73,903.49	14,771.77	59,131.72	59,131.72	0.00	0.00	14,771.77	0.00	0.00
		204.00	59,131.72	73,903.49	14,771.77	59,131.72	59,131.72	0.00	0.00	14,771.77	0.00	0.00
25/10/2021	09/12/2021	189.00	70,132.54	73,788.11	3,655.57	70,132.54	70,132.54	0.00	0.00	0.00	3,655.57	0.00
		189.00	70,132.54	73,788.11	3,655.57	70,132.54	70,132.54	0.00	0.00	0.00	3,655.57	0.00
QQQ.NDQ4 - Invesco Capital Management LLC - Invesco QQQ Trust Series 1												
25/10/2021	25/01/2022	140.00	70,008.32	69,129.51	(878.81)	70,008.32	70,008.32	0.00	0.00	0.00	0.00	(878.81)
		140.00	70,008.32	69,129.51	(878.81)	70,008.32	70,008.32	0.00	0.00	0.00	0.00	(878.81)
		533.00	199,272.58	216,821.11	17,548.53	199,272.58	199,272.58	0.00	0.00	14,771.77	3,655.57	(878.81)
		534.00	200,567.58	216,821.11	16,253.53	200,567.58	200,567.58	0.00	0.00	14,771.77	3,655.57	(878.81)

24800 - Changes in Market Values of Other Assets

2022 Financial Year

Preparer Shelley Lian

Reviewer Steven Lee

Status Completed

Account Code	Description	CY Balance	LY Balance	Change
24800	Changes in Market Values of Other Assets	\$1,295.00		100%
TOTAL		CY Balance	LY Balance	
		\$1,295.00		

Supporting Documents

- General Ledger [Report](#)

Standard Checklist

- Attach all supporting Documentation
- Has the Fund received any non-arm's length income? If so, it may be taxed at 47%

Myers Super Fund General Ledger

As at 30 June 2022

Transaction Date	Description	Units	Debit	Credit	Balance \$
Changes in Market Values of Other Assets (24800)					
<u>Changes in Market Values of Other Assets (24800)</u>					
24/06/2022	Write-off computer software				0.00 DR
24/06/2022	Write-off computer software		1,295.00		1,295.00 DR
			1,295.00		1,295.00 DR

Total Debits: 1,295.00

Total Credits: 0.00

25000 - Interest Received

2022 Financial Year

Preparer Shelley Lian

Reviewer Steven Lee

Status Completed

Account Code	Description	CY Balance	LY Balance	Change
Ubank402019345	UBank USaver SMSF 40-201-9345	(\$9.23)	(\$18.12)	(49.06)%
TOTAL		CY Balance	LY Balance	
		(\$9.23)	(\$18.12)	

Supporting Documents

- Interest Reconciliation Report [Report](#)

Standard Checklist

- Attach Interest Reconciliation Report
- Ensure all interest has been recorded from Bank Statements
- Review Statements to ensure all TFN withheld has been input

Myers Super Fund

Interest Reconciliation Report

For The Period 01 July 2021 - 30 June 2022

Date	Payment Amount	Gross Interest	TFN Withheld	Foreign Income	Foreign Credits
Bank Accounts					
Ubank402019345 UBank USaver SMSF 40-201-9345					
31/07/2021	1.02	1.02			
31/08/2021	0.54	0.54			
30/09/2021	0.30	0.30			
31/10/2021	0.21	0.21			
30/11/2021	0.72	0.72			
31/12/2021	0.27	0.27			
31/01/2022	0.32	0.32			
28/02/2022	1.03	1.03			
31/03/2022	1.39	1.39			
30/04/2022	1.57	1.57			
31/05/2022	1.86	1.86			
	9.23	9.23			
	9.23	9.23			
TOTAL	9.23	9.23			

Tax Return Reconciliation

	Totals	Tax Return Label
Gross Interest	9.23	11C

30100 - Accountancy Fees

2022 Financial Year

Preparer Shelley Lian

Reviewer Steven Lee

Status Completed

Account Code	Description	CY Balance	LY Balance	Change
30100	Accountancy Fees	\$550.00	\$620.00	(11.29)%
TOTAL		CY Balance	LY Balance	
		\$550.00	\$620.00	

Supporting Documents

- General Ledger [Report](#)
- INV-0463.pdf

Standard Checklist

- Attach all source documentation
- Ensure all Transactions have been entered

Myers Super Fund General Ledger

As at 30 June 2022

Transaction Date	Description	Units	Debit	Credit	Balance \$
Accountancy Fees (30100)					
<u>Accountancy Fees (30100)</u>					
30/06/2022	2021 outstanding Superhelp fee, paid after 30/06/2022		550.00		550.00 DR
			550.00		550.00 DR

Total Debits: 550.00

Total Credits: 0.00



TAX INVOICE

Myers Super

Invoice Date

28 Feb 2022

Invoice Number

INV-0463

ABN

60 061 126 663

SuperHelp Australia
PTY LTD
PO Box 1906
MACQUARIE
CENTRE NSW 2113
AUSTRALIA

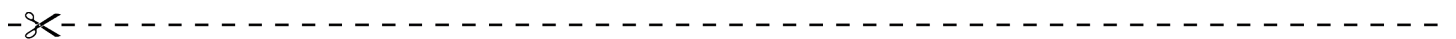
Item	Description	Quantity	Unit Price	GST	Amount AUD
EOY	SMSF Annual Administration	1.00	1,100.00	10%	1,100.00
DEPO	Deposit	1.00	(550.00)	10%	(550.00)
				INCLUDES GST 10%	50.00
				TOTAL AUD	550.00

Due Date: 14 Mar 2022

Please pay the balance of our fees by direct credit into our bank account.

OUR BANK DETAILS (Use your name or your SMSF name as the reference):

Account Name: Superhelp Australia Pty Ltd
Bank: Commonwealth Bank
BSB: 06 2099
Account Number: 1041 7929



PAYMENT ADVICE

To: SuperHelp Australia PTY LTD
PO Box 1906
MACQUARIE CENTRE NSW 2113
AUSTRALIA

Customer Myers Super
Invoice Number INV-0463

Amount Due **550.00**
Due Date 14 Mar 2022

Amount Enclosed

Enter the amount you are paying above

30400 - ATO Supervisory Levy

2022 Financial Year

Preparer Shelley Lian

Reviewer Steven Lee

Status Completed

Account Code	Description	CY Balance	LY Balance	Change
30400	ATO Supervisory Levy		\$259.00	100%
TOTAL		CY Balance	LY Balance	
			\$259.00	

Supporting Documents

- General Ledger [Report](#)

Standard Checklist

- Attach all source documentation
- Ensure all Transactions have been entered

Myers Super Fund
General Ledger

As at 30 June 2022

Transaction Date	Description	Units	Debit	Credit	Balance \$
					0.00 DR

Total Debits: 0.00

Total Credits: 0.00

30700 - Auditor's Remuneration

2022 Financial Year

Preparer Shelley Lian

Reviewer Steven Lee

Status Completed

Account Code	Description	CY Balance	LY Balance	Change
30700	Auditor's Remuneration	\$550.00	\$450.00	22.22%
TOTAL		CY Balance	LY Balance	
		\$550.00	\$450.00	

Supporting Documents

- General Ledger [Report](#)

Standard Checklist

- Attach all source documentation
- Ensure all Transactions have been entered

Myers Super Fund
General Ledger

As at 30 June 2022

Transaction Date	Description	Units	Debit	Credit	Balance \$
Auditor's Remuneration (30700)					
Auditor's Remuneration (30700)					
07/12/2021	Funds Transfer to Superhelp MYERS SUPER FUND		550.00		550.00 DR
			550.00		550.00 DR

Total Debits: 550.00

Total Credits: 0.00

33400 - Depreciation

2022 Financial Year

Preparer Shelley Lian

Reviewer Steven Lee

Status Completed

Account Code	Description	CY Balance	LY Balance	Change
SHSACOMSOF	Computer Software		\$259.00	100%
TOTAL		CY Balance	LY Balance	
			\$259.00	

Supporting Documents

No supporting documents

Standard Checklist

Attach Depreciation Schedule

37500 - Investment Expenses

2022 Financial Year

Preparer Shelley Lian

Reviewer Steven Lee

Status Completed

Account Code	Description	CY Balance	LY Balance	Change
MYERSSAXOCASH	Saxo Cash Account		\$86.45	100%
MYERSSAXOCASHUSD	Saxo Cash Account USD	\$69.22	\$21.83	217.09%
TOTAL		CY Balance	LY Balance	
		\$69.22	\$108.28	

Supporting Documents

- General Ledger [Report](#)

Standard Checklist

- Attach all source documentation
- Ensure all Transactions have been entered

Myers Super Fund General Ledger

As at 30 June 2022

Transaction Date	Description	Units	Debit	Credit	Balance \$
Investment Expenses (37500)					
<u>Saxo Cash Account USD (MYERSSAXOCASHUSD)</u>					
01/07/2021	Client Custody Fee Shares - Jun 2021		7.36		7.36 DR
01/07/2021	VAT on Fee Client SH - 01-07-2021		0.73		8.09 DR
02/08/2021	Client Custody Fee Shares - Jul 2021		7.61		15.70 DR
02/08/2021	VAT on Fee Client SH - 02-08-2021		0.76		16.46 DR
01/09/2021	Client Custody Fee Shares - Aug 2021		7.81		24.27 DR
01/09/2021	VAT on Fee Client SH - 01-09-2021		0.78		25.05 DR
01/10/2021	Client Custody Fee Shares - Sep 2021		5.87		30.92 DR
01/10/2021	VAT on Fee Client SH - 01-10-2021		0.58		31.50 DR
01/11/2021	Client Custody Fee Shares - Oct 2021		3.30		34.80 DR
01/11/2021	VAT on Fee Client SH - 01-11-2021		0.33		35.13 DR
01/12/2021	Client Custody Fee Shares - Nov 2021		15.27		50.40 DR
01/12/2021	VAT on Fee Client SH - 01-12-2021		1.53		51.93 DR
03/01/2022	Client Custody Fee Shares - Dec 2021		9.73		61.66 DR
03/01/2022	VAT on Fee Client SH - 03-01-2022		0.98		62.64 DR
01/02/2022	Client Custody Fee Shares - Jan 2022		5.99		68.63 DR
01/02/2022	VAT on Fee Client SH - 01-02-2022		0.59		69.22 DR
			69.22		69.22 DR

Total Debits: 69.22

Total Credits: 0.00

48500 - Income Tax Expense

2022 Financial Year

Preparer Shelley Lian

Reviewer Steven Lee

Status Completed

Account Code	Description	CY Balance	LY Balance	Change
48500	Income Tax Expense	\$2,134.47	\$2,927.55	(27.09)%
TOTAL		CY Balance	LY Balance	
		\$2,134.47	\$2,927.55	

Supporting Documents

No supporting documents

49000 - Profit/Loss Allocation Account

2022 Financial Year

Preparer Shelley Lian

Reviewer Steven Lee

Status Completed

Account Code	Description	CY Balance	LY Balance	Change
49000	Profit/Loss Allocation Account	\$12,623.03	\$26,013.62	(51.48)%
TOTAL		CY Balance	LY Balance	
		\$12,623.03	\$26,013.62	

Supporting Documents

No supporting documents

50000 - Members

2022 Financial Year

Preparer Shelley Lian

Reviewer Steven Lee

Status Completed

Account Code	Description	Opening Balance	Contribution Income	Earnings	Member Payments	Tax & Fees	Closing Balance	Change
MYEMIC00001A	Myers, Michael - Accumulation (Accumulation)	(\$149,612.51)	(\$9,949.46)	(\$4,822.24)		\$2,148.67	(\$162,235.54)	8.44%
TOTAL		Opening Balance	Contribution Income	Earnings	Member Payments	Tax & Fees	Closing Balance	
		(\$149,612.51)	(\$9,949.46)	(\$4,822.24)		\$2,148.67	(\$162,235.54)	

Supporting Documents

- Members Statements [Report](#)
- Members Summary [Report](#)

Standard Checklist

- Attach copies of Members Statements

Myers Super Fund

Members Statement

Michael Andrew Myers
 3/59 Eagle St
 Alderley, Queensland, 4051, Australia

Your Details

Date of Birth :	Provided	Nominated Beneficiaries:	N/A
Age:	43	Nomination Type:	N/A
Tax File Number:	Provided	Vested Benefits:	162,235.54
Date Joined Fund:	21/12/2017	Total Death Benefit:	162,235.54
Service Period Start Date:			
Date Left Fund:			
Member Code:	MYEMIC00001A		
Account Start Date:	21/12/2017		
Account Phase:	Accumulation Phase		
Account Description:	Accumulation		

Your Balance

Total Benefits	162,235.54
<u>Preservation Components</u>	
Preserved	162,184.52
Unrestricted Non Preserved	51.02
Restricted Non Preserved	
<u>Tax Components</u>	
Tax Free	5,886.88
Taxable	156,348.66

Your Detailed Account Summary

	This Year	Last Year
Opening balance at 01/07/2021	149,612.51	123,598.89
<u>Increases to Member account during the period</u>		
Employer Contributions	9,949.46	8,963.86
Personal Contributions (Concessional)		
Personal Contributions (Non Concessional)		
Government Co-Contributions		
Other Contributions		
Proceeds of Insurance Policies		
Transfers In		
Net Earnings	4,822.24	20,114.08
Internal Transfer In		
<u>Decreases to Member account during the period</u>		
Pensions Paid		
Contributions Tax	1,492.43	1,344.58
Income Tax	656.24	1,719.74
No TFN Excess Contributions Tax		
Excess Contributions Tax		
Refund Excess Contributions		
Division 293 Tax		
Insurance Policy Premiums Paid		
Management Fees		
Member Expenses		
Benefits Paid/Transfers Out		
Superannuation Surcharge Tax		
Internal Transfer Out		
Closing balance at 30/06/2022	162,235.54	149,612.51

Myers Super Fund
Members Statement

Trustee's Disclaimer

This statement has been prepared by the Trustee for the member whose name appears at the top of this statement. Every effort has been made by the Trustee to ensure the accuracy and completeness of this Statement. The Trustee does not accept any liability for any error, omission or misprint. All amounts shown in relation to benefits do not take into account any amounts which may be withheld to satisfy the requirements imposed by the Income Tax Assessment Act 1936.

Signed by all the trustees of the fund

Michael Andrew Myers
Trustee

Sophie Elizabeth Myers
Trustee

Myers Super Fund

Members Statement

Sophie Elizabeth Myers
 3/59 Eagle St
 Alderley, Queensland, 4051, Australia

Your Details

Date of Birth :	Provided	Nominated Beneficiaries:	N/A
Age:	30	Nomination Type:	N/A
Tax File Number:	Provided	Vested Benefits:	
Date Joined Fund:	21/12/2017	Total Death Benefit:	
Service Period Start Date:			
Date Left Fund:			
Member Code:	DANSOP00001A		
Account Start Date:	21/12/2017		
Account Phase:	Accumulation Phase		
Account Description:	Accumulation		

Your Balance

Total Benefits

Preservation Components

Preserved
 Unrestricted Non Preserved
 Restricted Non Preserved

Tax Components

Tax Free
 Taxable

Your Detailed Account Summary

	This Year	Last Year
Opening balance at 01/07/2021		
<u>Increases to Member account during the period</u>		
Employer Contributions		
Personal Contributions (Concessional)		
Personal Contributions (Non Concessional)		
Government Co-Contributions		
Other Contributions		
Proceeds of Insurance Policies		
Transfers In		
Net Earnings		
Internal Transfer In		
<u>Decreases to Member account during the period</u>		
Pensions Paid		
Contributions Tax		
Income Tax		
No TFN Excess Contributions Tax		
Excess Contributions Tax		
Refund Excess Contributions		
Division 293 Tax		
Insurance Policy Premiums Paid		
Management Fees		
Member Expenses		
Benefits Paid/Transfers Out		
Superannuation Surcharge Tax		
Internal Transfer Out		
Closing balance at 30/06/2022	0.00	0.00

Myers Super Fund
Members Statement

Trustee's Disclaimer

This statement has been prepared by the Trustee for the member whose name appears at the top of this statement. Every effort has been made by the Trustee to ensure the accuracy and completeness of this Statement. The Trustee does not accept any liability for any error, omission or misprint. All amounts shown in relation to benefits do not take into account any amounts which may be withheld to satisfy the requirements imposed by the Income Tax Assessment Act 1936.

Signed by all the trustees of the fund

Michael Andrew Myers
Trustee

Sophie Elizabeth Myers
Trustee

Myers Super Fund
Members Summary

As at 30 June 2022

Opening Balances	Increases				Decreases					Closing Balance	
	Contributions	Transfers In	Net Earnings	Insurance Proceeds	Pensions Paid	Contributions Tax	Taxes Paid	Benefits Paid/ Transfers Out	Insurance Premiums		Member Expenses
Michael Andrew Myers (Age: 43)											
MYEMIC00001A - Accumulation											
149,612.51	9,949.46		4,822.24			1,492.43	656.24				162,235.54
149,612.51	9,949.46		4,822.24			1,492.43	656.24				162,235.54
Sophie Elizabeth Myers (Age: 30)											
DANSOP00001A - Accumulation											
149,612.51	9,949.46		4,822.24			1,492.43	656.24				162,235.54

60400 - Bank Accounts

2022 Financial Year

Preparer Shelley Lian

Reviewer Steven Lee

Status Completed

Account Code	Description	CY Balance	LY Balance	Change
MYERSSAXOCASH	Saxo Cash Account		\$269.48	100%
MYERSSAXOCASHUSD	Saxo Cash Account USD		\$68,817.88	100%
Ubank402019345	UBank USaver SMSF 40-201-9345	\$165,098.67	\$7,931.96	1981.44%
TOTAL		CY Balance	LY Balance	
		\$165,098.67	\$77,019.32	

Supporting Documents

- Bank Statement Report [Report](#)
- AccountStatement_8476281_2021-07-01_2022-06-24.pdf [MYERSSAXOCASH](#)
- AccountStatement_8476281_2021-07-01_2022-06-24 (1).pdf [MYERSSAXOCASHUSD](#)
- 22448_06_24_2022.pdf [Ubank402019345](#)
- 27010_06_24_2022.pdf [Ubank402019345](#)
- Transactions.pdf [Ubank402019345](#)

Standard Checklist

- Attach Copies of Bank Statements
- Attach copy of Bank Statement Report
- Ensure all Balances match Statement Balances at June 30
- Ensure all Transactions have been entered

Notes

Steven Lee

Note | Ubank402019345

21/04/2023 11:36

UBank account was closed in 2023FY and the money was transferred on 27/10/2022

Myers Super Fund Bank Statement Report

For The Period 01 July 2021 to 30 June 2022

Chart Code: 60400 / MYERSSAXOCASH

Account Name: Saxo Cash Account

BSB and Account Number:

Opening Balance	-	Total Debits	+	Total Credits	=	Closing Balance	Data Feed Used
\$ 269.48		\$ 156,284.82		\$ 156,015.34		\$ 0.00	

Date	Description	Debit	Credit	Ledger Balance	Statement Balance	Variance
		\$	\$	\$	\$	\$
01/07/2021	Opening Balance			269.48		
16/08/2021	Funds Transfer to Myers Super Fund Top up		8,194.80	8,464.28		
24/06/2022	Inward Transfer	156,284.82		(147,820.54)		
24/06/2022	Transfer		147,820.54	0.00		
30/06/2022	CLOSING BALANCE			0.00		
		<u>156,284.82</u>	<u>156,015.34</u>			

Myers Super Fund Bank Statement Report

For The Period 01 July 2021 to 30 June 2022

Chart Code: 60400 / MYERSSAXOCASHUSD

Account Name: Saxo Cash Account USD

BSB and Account Number:

Opening Balance	-	Total Debits	+	Total Credits	=	Closing Balance	Data Feed Used
\$ 68,817.88		\$ 288,030.62		\$ 219,212.74		\$ 0.00	

Date	Description	Debit \$	Credit \$	Ledger Balance \$	Statement Balance \$	Variance \$
01/07/2021	Opening Balance			68,817.88		
01/07/2021	Client Custody Fee Shares - Jun 2021	7.36		68,810.52		
01/07/2021	VAT on Fee Client SH - 01-07-2021	0.73		68,809.79		
02/08/2021	Client Custody Fee Shares - Jul 2021	7.61		68,802.18		
02/08/2021	VAT on Fee Client SH - 02-08-2021	0.76		68,801.42		
01/09/2021	Client Custody Fee Shares - Aug 2021	7.81		68,793.61		
01/09/2021	VAT on Fee Client SH - 01-09-2021	0.78		68,792.83		
24/09/2021	Shares IJH:arcx 2126830799		73,903.49	142,696.32		
01/10/2021	Client Custody Fee Shares - Sep 2021	5.87		142,690.45		
01/10/2021	VAT on Fee Client SH - 01-10-2021	0.58		142,689.87		
25/10/2021	Shares QQQ:xnas 5025357401	70,008.32		72,681.55		
25/10/2021	Shares IJH:arcx 5025363827	70,132.54		2,549.01		
01/11/2021	Client Custody Fee Shares - Oct 2021	3.30		2,545.71		
01/11/2021	VAT on Fee Client SH - 01-11-2021	0.33		2,545.38		
01/12/2021	Client Custody Fee Shares - Nov 2021	15.27		2,530.11		
01/12/2021	VAT on Fee Client SH - 01-12-2021	1.53		2,528.58		
09/12/2021	Shares IJH:arcx 5070388884		73,788.11	76,316.69		

Myers Super Fund
Bank Statement Report

For The Period 01 July 2021 to 30 June 2022

Date	Description	Debit \$	Credit \$	Ledger Balance \$	Statement Balance \$	Variance \$
31/12/2021	Corporate Actions QQQ:xnas 0		80.60	76,397.29		
03/01/2022	Client Custody Fee Shares - Dec 2021	9.73		76,387.56		
03/01/2022	VAT on Fee Client SH - 03-01-2022	0.98		76,386.58		
25/01/2022	Shares QQQ:xnas 5109787489		69,129.51	145,516.09		
01/02/2022	Client Custody Fee Shares - Jan 2022	5.99		145,510.10		
01/02/2022	VAT on Fee Client SH - 01-02-2022	0.59		145,509.51		
24/06/2022			2,311.03	147,820.54		
24/06/2022	Transfer	147,820.54		0.00		
30/06/2022	CLOSING BALANCE			0.00		
		<u>288,030.62</u>	<u>219,212.74</u>			

Myers Super Fund Bank Statement Report

For The Period 01 July 2021 to 30 June 2022

Chart Code: 60400 / Ubank402019345

Account Name: UBank USaver SMSF 40-201-9345

BSB and Account Number: 082991 402019345

Opening Balance	-	Total Debits	+	Total Credits	=	Closing Balance
\$ 7,931.96		\$ 9,076.80		\$ 166,243.51		\$ 165,098.67

Data Feed Used

Date	Description	Debit \$	Credit \$	Ledger Balance \$	Statement Balance \$	Variance \$
01/07/2021	Opening Balance			7,931.96		
05/07/2021	Funds Transfer to ATO Quarterly payg Fast Payment	58.00		7,873.96		
23/07/2021	Inward Credit Direct Entry QUICKSUPER QUICKSPR3011392322 0361578		319.82	8,193.78		
31/07/2021	Interest for 01/07/2021 - 31/07/2021		1.02	8,194.80		
16/08/2021	Funds Transfer to Myers Super Fund Top up	8,194.80		0.00		
20/08/2021	Inward Credit Direct Entry QUICKSUPER QUICKSPR3029533512 0361578		752.84	752.84		
31/08/2021	Interest for 01/08/2021 - 31/08/2021		0.54	753.38		
24/09/2021	Inward Credit Direct Entry QUICKSUPER QUICKSPR3051797105 0361578		1,186.47	1,939.85		
30/09/2021	Interest for 01/09/2021 - 30/09/2021		0.30	1,940.15		
03/10/2021	Funds Transfer to ATO Payg Fast Payment	37.00		1,903.15		
22/10/2021	Inward Credit Direct Entry QUICKSUPER QUICKSPR3069884577 0361578		705.31	2,608.46		
31/10/2021	Interest for 01/10/2021 - 31/10/2021		0.21	2,608.67		
19/11/2021	Inward Credit Direct Entry QUICKSUPER QUICKSPR3088972044 0361578		797.82	3,406.49		
30/11/2021	Interest for 01/11/2021 - 30/11/2021		0.72	3,407.21		
07/12/2021	Funds Transfer to Superhelp MYERS SUPER FUND	550.00		2,857.21		
23/12/2021	Inward Credit Direct Entry QUICKSUPER QUICKSPR3111317725 0361578		816.14	3,673.35		
31/12/2021	Interest for 01/12/2021 - 31/12/2021		0.27	3,673.62		

Myers Super Fund
Bank Statement Report

For The Period 01 July 2021 to 30 June 2022

Date	Description	Debit \$	Credit \$	Ledger Balance \$	Statement Balance \$	Variance \$
15/01/2022	Funds Transfer to ATO Payg Fast Payment	237.00		3,436.62		
21/01/2022	Inward Credit Direct Entry QUICKSUPER QUICKSPR3128739715 0361578		789.05	4,225.67		
31/01/2022	Interest for 01/01/2022 - 31/01/2022		0.32	4,225.99		
22/02/2022	Inward Credit Direct Entry QUICKSUPER QUICKSPR3149994426 0361578		974.23	5,200.22		
28/02/2022	Interest for 01/02/2022 - 28/02/2022		1.03	5,201.25		
22/03/2022	Inward Credit Direct Entry QUICKSUPER QUICKSPR3169834494 0361578		755.66	5,956.91		
31/03/2022	Interest for 01/03/2022 - 31/03/2022		1.39	5,958.30		
19/04/2022	Inward Credit Direct Entry QUICKSUPER QUICKSPR3188269046 0361578		1,070.97	7,029.27		
30/04/2022	Interest for 01/04/2022 - 30/04/2022		1.57	7,030.84		
20/05/2022	Inward Credit Direct Entry QUICKSUPER QUICKSPR3210805712 0361578		690.67	7,721.51		
31/05/2022	Interest for 01/05/2022 - 31/05/2022		1.86	7,723.37		
17/06/2022	Inward Credit Direct Entry QUICKSUPER QUICKSPR3231086827 0361578		754.90	8,478.27		
21/06/2022	Quicksuper		335.58	8,813.85		
24/06/2022	Inward Transfer		156,284.82	165,098.67		
30/06/2022	CLOSING BALANCE			165,098.67		
		<u>9,076.80</u>	<u>166,243.51</u>			

Account Statement Report

01-Jul-2021 - 24-Jun-2022

Generated at:26-Jun-2022 01:42:20 (UTC)



Saxo Capital Markets (Australia) Limited
9 Castlereagh Street, Suite 1, Level 14
2000 Sydney, Sydney
NSW
Australia
Phone No.: +61282679000
Email: operations@saxomarkets.com.au

M Myers & S Myers ATF Myers Super Fund
Eagle Street 59
4051 Alderley, Alderley
QLD
Australia

Client ID : 8476281

Currency : AUD

Account(s) : 36000/111896

Table of Contents

Account Statement, 36000/111896, AUD	2
--	---

Account Statement, 36000/111896, AUD

Summary for the period	Start Cash Balance	Credited	Debited	End Cash Balance	Account value
	269.48	156,015.34	-156,284.82	0.00	0.00

<i>Posting Date</i>	<i>Value Date</i>	<i>Product</i>	<i>Net Change</i>	<i>Cash Balance</i>
24-Jun-2022	24-Jun-2022	DEPOSIT 36000/111896 (6163966416, 5270787316)	147,820.54	0.00
24-Jun-2022	24-Jun-2022	WITHDRAWAL 36000/111896 (6163969052, 5270788427)	-156,284.82	-147,820.54
17-Aug-2021	17-Aug-2021	DEPOSIT (1984881089, 2099842404)	8,194.80	8,464.28

Account Statement Report

01-Jul-2021 - 24-Jun-2022

Generated at:26-Jun-2022 01:42:55 (UTC)



Saxo Capital Markets (Australia) Limited
9 Castlereagh Street, Suite 1, Level 14
2000 Sydney, Sydney
NSW
Australia
Phone No.: +61282679000
Email: operations@saxomarkets.com.au

M Myers & S Myers ATF Myers Super Fund
Eagle Street 59
4051 Alderley, Alderley
QLD
Australia

Client ID : 8476281

Currency : USD

Account(s) : 36000/124392

Table of Contents

Account Statement, 36000/124392, USD	2
--	---

Account Statement, 36000/124392, USD

Summary for the period	Start Cash Balance	Credited	Debited	End Cash Balance	Account value
	51,606.85	156,231.53	-207,838.38	0.00	0.00

<i>Posting Date</i>	<i>Value Date</i>	<i>Product</i>	<i>Net Change</i>	<i>Cash Balance</i>
24-Jun-2022	24-Jun-2022	WITHDRAWAL 36000/111896 (6163966414, 5270787314)	-102,864.54	0.00
01-Feb-2022	01-Feb-2022	Client Custody Fee Shares - Jan 2022	-4.23	102,864.54
01-Feb-2022	01-Feb-2022	VAT on Fee Client SH - 01-02-2022	-0.42	102,868.77
21-Jan-2022	25-Jan-2022	Shares QQQ:xnas 5109787489	49,310.08	102,869.19
03-Jan-2022	03-Jan-2022	Client Custody Fee Shares - Dec 2021	-7.06	53,559.11
03-Jan-2022	03-Jan-2022	VAT on Fee Client SH - 03-01-2022	-0.71	53,566.17
31-Dec-2021	31-Dec-2021	Corporate Actions QQQ:xnas 0	58.48	53,566.88
07-Dec-2021	09-Dec-2021	Shares IJH:arcx 5070388884	52,935.59	53,508.40
01-Dec-2021	01-Dec-2021	Client Custody Fee Shares - Nov 2021	-10.95	572.81
01-Dec-2021	01-Dec-2021	VAT on Fee Client SH - 01-12-2021	-1.10	583.76
01-Nov-2021	01-Nov-2021	Client Custody Fee Shares - Oct 2021	-2.48	584.86
01-Nov-2021	01-Nov-2021	VAT on Fee Client SH - 01-11-2021	-0.25	587.34
21-Oct-2021	25-Oct-2021	Shares QQQ:xnas 5025357401	-52,415.23	587.59
21-Oct-2021	25-Oct-2021	Shares IJH:arcx 5025363827	-52,508.23	53,002.82
01-Oct-2021	01-Oct-2021	Client Custody Fee Shares - Sep 2021	-4.23	105,511.05
01-Oct-2021	01-Oct-2021	VAT on Fee Client SH - 01-10-2021	-0.42	105,515.28
22-Sep-2021	24-Sep-2021	Shares IJH:arcx 2126830799	53,927.38	105,515.70
01-Sep-2021	01-Sep-2021	Client Custody Fee Shares - Aug 2021	-5.72	51,588.32
01-Sep-2021	01-Sep-2021	VAT on Fee Client SH - 01-09-2021	-0.57	51,594.04
02-Aug-2021	02-Aug-2021	Client Custody Fee Shares - Jul 2021	-5.62	51,594.61
02-Aug-2021	02-Aug-2021	VAT on Fee Client SH - 02-08-2021	-0.56	51,600.23
01-Jul-2021	01-Jul-2021	Client Custody Fee Shares - Jun 2021	-5.51	51,600.79
01-Jul-2021	01-Jul-2021	VAT on Fee Client SH - 01-07-2021	-0.55	51,606.30



U BANK

ubank.com.au
13 30 80

Transaction history

MYERS SUPER FUND | 402019345

Transaction date	Description	Amount	Balance
24/06/2022	Inward Credit Inward Transfer RT20220624HBAAUS24062F0G0 M934	+\$156,284.82	\$165,098.67 CR
21/06/2022	Inward Credit Direct Entry QUICKSUPER QUICKSPR3233542310 0361578	+\$335.58	\$8,813.85 CR
17/06/2022	Inward Credit Direct Entry QUICKSUPER QUICKSPR3231086827 0361578	+\$754.90	\$8,478.27 CR
01/06/2022	PLEASE NOTE INTEREST RATE EFFECTIVE FROM 01-Jun-2022 IS : 0.1 % P.A		
31/05/2022	Interest for 01/05/2022 - 31/05/2022	+\$1.86	\$7,723.37 CR
31/05/2022	PLEASE NOTE INTEREST RATE MARGIN EFFECTIVE FROM 01- May-2022 TO 31-May-2022 IS : 0.2 %		
20/05/2022	Inward Credit Direct Entry QUICKSUPER QUICKSPR3210805712 0361578	+\$690.67	\$7,721.51 CR
01/05/2022	PLEASE NOTE INTEREST RATE EFFECTIVE FROM 01-May-2022 IS : 0.1 % P.A		
30/04/2022	Interest for 01/04/2022 - 30/04/2022	+\$1.57	\$7,030.84 CR
30/04/2022	PLEASE NOTE INTEREST RATE MARGIN EFFECTIVE FROM 01- Apr-2022 TO 30-Apr-2022 IS : 0.2 %		
19/04/2022	Inward Credit Direct Entry QUICKSUPER QUICKSPR3188269046 0361578	+\$1,070.97	\$7,029.27 CR
01/04/2022	PLEASE NOTE INTEREST RATE EFFECTIVE FROM 01-Apr-2022 IS : 0.1 % P.A		
31/03/2022	Interest for 01/03/2022 - 31/03/2022	+\$1.39	\$5,958.30 CR



U BANK

ubank.com.au
13 30 80

Transaction history

31/03/2022	PLEASE NOTE INTEREST RATE MARGIN EFFECTIVE FROM 01- Mar-2022 TO 31-Mar-2022 IS : 0.2 %		
22/03/2022	Inward Credit Direct Entry QUICKSUPER QUICKSPR3169834494 0361578	+\$755.66	\$5,956.91 CR
01/03/2022	PLEASE NOTE INTEREST RATE EFFECTIVE FROM 01-Mar-2022 IS : 0.1 % P.A		
28/02/2022	Interest for 01/02/2022 - 28/02/2022	+\$1.03	\$5,201.25 CR
28/02/2022	PLEASE NOTE INTEREST RATE MARGIN EFFECTIVE FROM 01- Feb-2022 TO 28-Feb-2022 IS : 0.2 %		
22/02/2022	Inward Credit Direct Entry QUICKSUPER QUICKSPR3149994426 0361578	+\$974.23	\$5,200.22 CR
31/01/2022	Interest for 01/01/2022 - 31/01/2022	+\$0.32	\$4,225.99 CR
21/01/2022	Inward Credit Direct Entry QUICKSUPER QUICKSPR3128739715 0361578	+\$789.05	\$4,225.67 CR
15/01/2022	Funds Transfer to ATO Payg Fast Payment	-\$237.00	\$3,436.62 CR
31/12/2021	Interest for 01/12/2021 - 31/12/2021	+\$0.27	\$3,673.62 CR
23/12/2021	Inward Credit Direct Entry QUICKSUPER QUICKSPR3111317725 0361578	+\$816.14	\$3,673.35 CR
07/12/2021	Funds Transfer to Superhelp MYERS SUPER FUND	-\$550.00	\$2,857.21 CR
01/12/2021	PLEASE NOTE INTEREST RATE EFFECTIVE FROM 01-Dec-2021 IS : 0.1 % P.A		
30/11/2021	Interest for 01/11/2021 - 30/11/2021	+\$0.72	\$3,407.21 CR
30/11/2021	PLEASE NOTE INTEREST RATE MARGIN EFFECTIVE FROM 01- Nov-2021 TO 30-Nov-2021 IS : 0.2 %		



U BANK

ubank.com.au
13 30 80

Transaction history

19/11/2021	Inward Credit Direct Entry QUICKSUPER QUICKSPR3088972044 0361578	+\$797.82	\$3,406.49 CR
31/10/2021	Interest for 01/10/2021 - 31/10/2021	+\$0.21	\$2,608.67 CR
22/10/2021	Inward Credit Direct Entry QUICKSUPER QUICKSPR3069884577 0361578	+\$705.31	\$2,608.46 CR
11/10/2021	PLEASE NOTE INTEREST RATE EFFECTIVE FROM 11-Oct-2021 IS : 0.1 % P.A		
03/10/2021	Funds Transfer to ATO Payg Fast Payment	-\$37.00	\$1,903.15 CR
01/10/2021	PLEASE NOTE INTEREST RATE EFFECTIVE FROM 01-Oct-2021 IS : 0.15 % P.A		
30/09/2021	Interest for 01/09/2021 - 30/09/2021	+\$0.30	\$1,940.15 CR
30/09/2021	PLEASE NOTE INTEREST RATE MARGIN EFFECTIVE FROM 01- Sep-2021 TO 30-Sep-2021 IS : 0.2 %		
24/09/2021	Inward Credit Direct Entry QUICKSUPER QUICKSPR3051797105 0361578	+\$1,186.47	\$1,939.85 CR
31/08/2021	Interest for 01/08/2021 - 31/08/2021	+\$0.54	\$753.38 CR
20/08/2021	Inward Credit Direct Entry QUICKSUPER QUICKSPR3029533512 0361578	+\$752.84	\$752.84 CR
16/08/2021	Funds Transfer to Myers Super Fund Top up	-\$8,194.80	\$0.00 CR
31/07/2021	Interest for 01/07/2021 - 31/07/2021	+\$1.02	\$8,194.80 CR
23/07/2021	Inward Credit Direct Entry QUICKSUPER QUICKSPR3011392322 0361578	+\$319.82	\$8,193.78 CR
05/07/2021	Funds Transfer to ATO Quarterly payg Fast Payment	-\$58.00	\$7,873.96 CR



U BANK

ubank.com.au
13 30 80

Transaction history

30/06/2021	Interest for 01/06/2021 - 30/06/2021	+\$0.94	\$7,931.96 CR
------------	---	---------	---------------



U BANK

ubank.com.au
13 30 80

Transaction history

MYERS SUPER FUND | 402019345

Transaction date	Description	Amount	Balance
21/06/2022	Inward Credit Direct Entry QUICKSUPER QUICKSPR3233542310 0361578	+\$335.58	\$8,813.85 CR
17/06/2022	Inward Credit Direct Entry QUICKSUPER QUICKSPR3231086827 0361578	+\$754.90	\$8,478.27 CR
01/06/2022	PLEASE NOTE INTEREST RATE EFFECTIVE FROM 01-Jun-2022 IS : 0.1 % P.A		
31/05/2022	Interest for 01/05/2022 - 31/05/2022	+\$1.86	\$7,723.37 CR
31/05/2022	PLEASE NOTE INTEREST RATE MARGIN EFFECTIVE FROM 01- May-2022 TO 31-May-2022 IS : 0.2 %		
20/05/2022	Inward Credit Direct Entry QUICKSUPER QUICKSPR3210805712 0361578	+\$690.67	\$7,721.51 CR
01/05/2022	PLEASE NOTE INTEREST RATE EFFECTIVE FROM 01-May-2022 IS : 0.1 % P.A		
30/04/2022	Interest for 01/04/2022 - 30/04/2022	+\$1.57	\$7,030.84 CR
30/04/2022	PLEASE NOTE INTEREST RATE MARGIN EFFECTIVE FROM 01- Apr-2022 TO 30-Apr-2022 IS : 0.2 %		
19/04/2022	Inward Credit Direct Entry QUICKSUPER QUICKSPR3188269046 0361578	+\$1,070.97	\$7,029.27 CR
01/04/2022	PLEASE NOTE INTEREST RATE EFFECTIVE FROM 01-Apr-2022 IS : 0.1 % P.A		
31/03/2022	Interest for 01/03/2022 - 31/03/2022	+\$1.39	\$5,958.30 CR
31/03/2022	PLEASE NOTE INTEREST RATE MARGIN EFFECTIVE FROM 01- Mar-2022 TO 31-Mar-2022 IS : 0.2 %		



U BANK

ubank.com.au
13 30 80

Transaction history

22/03/2022	Inward Credit Direct Entry QUICKSUPER QUICKSPR3169834494 0361578	+\$755.66	\$5,956.91 CR
01/03/2022	PLEASE NOTE INTEREST RATE EFFECTIVE FROM 01-Mar-2022 IS : 0.1 % P.A		
28/02/2022	Interest for 01/02/2022 - 28/02/2022	+\$1.03	\$5,201.25 CR
28/02/2022	PLEASE NOTE INTEREST RATE MARGIN EFFECTIVE FROM 01- Feb-2022 TO 28-Feb-2022 IS : 0.2 %		
22/02/2022	Inward Credit Direct Entry QUICKSUPER QUICKSPR3149994426 0361578	+\$974.23	\$5,200.22 CR
31/01/2022	Interest for 01/01/2022 - 31/01/2022	+\$0.32	\$4,225.99 CR
21/01/2022	Inward Credit Direct Entry QUICKSUPER QUICKSPR3128739715 0361578	+\$789.05	\$4,225.67 CR
15/01/2022	Funds Transfer to ATO Payg Fast Payment	-\$237.00	\$3,436.62 CR
31/12/2021	Interest for 01/12/2021 - 31/12/2021	+\$0.27	\$3,673.62 CR
23/12/2021	Inward Credit Direct Entry QUICKSUPER QUICKSPR3111317725 0361578	+\$816.14	\$3,673.35 CR
07/12/2021	Funds Transfer to Superhelp MYERS SUPER FUND	-\$550.00	\$2,857.21 CR
01/12/2021	PLEASE NOTE INTEREST RATE EFFECTIVE FROM 01-Dec-2021 IS : 0.1 % P.A		
30/11/2021	Interest for 01/11/2021 - 30/11/2021	+\$0.72	\$3,407.21 CR
30/11/2021	PLEASE NOTE INTEREST RATE MARGIN EFFECTIVE FROM 01- Nov-2021 TO 30-Nov-2021 IS : 0.2 %		
19/11/2021	Inward Credit Direct Entry QUICKSUPER QUICKSPR3088972044 0361578	+\$797.82	\$3,406.49 CR



U BANK

ubank.com.au
13 30 80

Transaction history

31/10/2021	Interest for 01/10/2021 - 31/10/2021	+\$0.21	\$2,608.67 CR
22/10/2021	Inward Credit Direct Entry QUICKSUPER QUICKSPR3069884577 0361578	+\$705.31	\$2,608.46 CR
11/10/2021	PLEASE NOTE INTEREST RATE EFFECTIVE FROM 11-Oct-2021 IS : 0.1 % P.A		
03/10/2021	Funds Transfer to ATO Payg Fast Payment	-\$37.00	\$1,903.15 CR
01/10/2021	PLEASE NOTE INTEREST RATE EFFECTIVE FROM 01-Oct-2021 IS : 0.15 % P.A		
30/09/2021	Interest for 01/09/2021 - 30/09/2021	+\$0.30	\$1,940.15 CR
30/09/2021	PLEASE NOTE INTEREST RATE MARGIN EFFECTIVE FROM 01- Sep-2021 TO 30-Sep-2021 IS : 0.2 %		
24/09/2021	Inward Credit Direct Entry QUICKSUPER QUICKSPR3051797105 0361578	+\$1,186.47	\$1,939.85 CR
31/08/2021	Interest for 01/08/2021 - 31/08/2021	+\$0.54	\$753.38 CR
20/08/2021	Inward Credit Direct Entry QUICKSUPER QUICKSPR3029533512 0361578	+\$752.84	\$752.84 CR
16/08/2021	Funds Transfer to Myers Super Fund Top up	-\$8,194.80	\$0.00 CR
31/07/2021	Interest for 01/07/2021 - 31/07/2021	+\$1.02	\$8,194.80 CR
23/07/2021	Inward Credit Direct Entry QUICKSUPER QUICKSPR3011392322 0361578	+\$319.82	\$8,193.78 CR
05/07/2021	Funds Transfer to ATO Quarterly payg Fast Payment	-\$58.00	\$7,873.96 CR
30/06/2021	Interest for 01/06/2021 - 30/06/2021	+\$0.94	\$7,931.96 CR



U BANK

ubank.com.au

13 30 80

Transaction history



Date Created: Nov 04, 2022 10:14:24 AM

Transaction Listing

Account Balance Summary

Opening Balance	\$0.00 CR
Total Credits	\$169,011.52
Total Debits	\$0.00
Closing Balance	\$169,011.52 CR

Transaction Listing starts

01 July 2021

Transaction Listing ends

04 November 2022

Account Details

Account Type	Transaction Account
BSB Number	083-151
Account Number	23-725-3444

Transaction Details

Date	Particulars	Debits	Credits	Balance
11 Oct 22	PLEASE NOTE YOUR CURRENT CREDIT INTEREST RATE IS 2.550% PA.		\$0.00	\$0.00 CR
14 Oct 22	PLEASE NOTE FROM TODAY YOUR DR INTEREST RATE IS 8.970%		\$0.00	\$0.00 CR
27 Oct 22	ACCOUNT CLOSURE TRANSFER		\$168,964.31	\$168,964.31 CR
31 Oct 22	FEE ACCOUNT 083-151237253444		\$47.21	\$169,011.52 CR

Important

- This provisional list is not a statement of account.
- It may include transactions which may appear on previous statements.
- It may not include all transactions processed since last statement was issued.
- With the exception of cheque serial numbers, the details shown in the particulars column may be an abbreviation.
- Inclusion of a debit does not always indicate payment by the bank.

76550 - Plant and Equipment (at written down value) - Unitised

2022 Financial Year

Preparer Shelley Lian

Reviewer Steven Lee

Status Completed

Account Code	Description	CY Units	CY Balance	LY Units	LY Balance	Change
SHSACOMSOF	Computer Software	0.000000		1.000000		0%
TOTAL		CY Units	CY Balance	LY Units	LY Balance	
		0.000000		1.000000		

Supporting Documents

- Investment Movement Report [Report](#)

Standard Checklist

- Attach Investment Movement Report
- Attach relevant Statements and Source Documentation
- Ensure all Investments are valued correctly at June 30
- Ensure the investment is in accordance with the fund's investment strategy
- Ensure the investment is in accordance with the SIS Act

Myers Super Fund

Investment Movement Report

As at 30 June 2022

Investment	Opening Balance		Additions		Disposals			Closing Balance		
	Units	Cost	Units	Cost	Units	Cost	Accounting Profit/(Loss)	Units	Cost	Market Value
Bank Accounts										
Saxo Cash Account		269.48		156,015.34		(156,284.82)			0.00	0.00
Saxo Cash Account USD		68,817.88		219,212.74		(288,030.62)			0.00	0.00
UBank USaver SMSF 40-201-9345		7,931.96		166,243.51		(9,076.80)			165,098.67	165,098.67
		77,019.32		541,471.59		(453,392.24)			165,098.67	165,098.67
Plant and Equipment (at written down value) - Unitised										
SHSACOMSOF - Computer Software	1.00	1,295.00			(1.00)	(1,295.00)	(1,295.00)			0.00
		1,295.00				(1,295.00)	(1,295.00)			0.00
Shares in Listed Companies (Overseas)										
QQQ.NDQ4 - Invesco Capital Management LLC - Invesco QQQ Trust Series 1			140.00	70,008.32	(140.00)	(70,008.32)	(878.81)			0.00
IJH.NYE2 - iShs Cr S&P MC Shs	204.00	59,131.72	189.00	70,132.54	(393.00)	(129,264.26)	18,427.34			0.00
		59,131.72		140,140.86		(199,272.58)	17,548.53			0.00
		137,446.04		681,612.45		(653,959.82)	16,253.53		165,098.67	165,098.67

77700 - Shares in Listed Companies (Overseas)

2022 Financial Year

Preparer Shelley Lian

Reviewer Steven Lee

Status Completed

Account Code	Description	CY Units	CY Balance	LY Units	LY Balance	Change
IJH.NYE2	iShs Cr S&P MC Shs	0.000000		204.000000	\$73,103.85	100%
QQQ.NDQ4	Invesco Capital Management LLC - Invesco QQQ Trust Series 1	0.000000		0.000000		0%
TOTAL		CY Units	CY Balance	LY Units	LY Balance	
		0.000000		204.000000	\$73,103.85	

Supporting Documents

- Investment Movement Report [Report](#)
- Portfolio_8476281_2021-07-01_2022-06-17.pdf
- TradesExecuted_8476281_2021-07-01_2022-06-17.xlsx

Standard Checklist

- Attach copies of Statements and Source Documentation
- Attach Investment Movement Report
- Ensure all Investments are valued at June 30 in Australian Dollars
- Ensure the investment is in accordance with the Fund's investment strategy
- Ensure the investment is in accordance with the SIS Act

Myers Super Fund

Investment Movement Report

As at 30 June 2022

Investment	Opening Balance		Additions		Disposals			Closing Balance		
	Units	Cost	Units	Cost	Units	Cost	Accounting Profit/(Loss)	Units	Cost	Market Value
Bank Accounts										
Saxo Cash Account		269.48		156,015.34		(156,284.82)			0.00	0.00
Saxo Cash Account USD		68,817.88		219,212.74		(288,030.62)			0.00	0.00
UBank USaver SMSF 40-201-9345		7,931.96		166,243.51		(9,076.80)			165,098.67	165,098.67
		77,019.32		541,471.59		(453,392.24)			165,098.67	165,098.67
Plant and Equipment (at written down value) - Unitised										
SHSACOMSOF - Computer Software	1.00	1,295.00			(1.00)	(1,295.00)	(1,295.00)			0.00
		1,295.00				(1,295.00)	(1,295.00)			0.00
Shares in Listed Companies (Overseas)										
QQQ.NDQ4 - Invesco Capital Management LLC - Invesco QQQ Trust Series 1			140.00	70,008.32	(140.00)	(70,008.32)	(878.81)			0.00
IJH.NYE2 - iShs Cr S&P MC Shs	204.00	59,131.72	189.00	70,132.54	(393.00)	(129,264.26)	18,427.34			0.00
		59,131.72		140,140.86		(199,272.58)	17,548.53			0.00
		137,446.04		681,612.45		(653,959.82)	16,253.53		165,098.67	165,098.67



M Myers & S Myers ATF Myers Super Fund - 8476281

Portfolio Report

Reporting period: 01-Jul-2021 - 17-Jun-2022

Generated at: 19-Jun-2022 11:33:59 (UTC)

M Myers & S Myers ATF Myers Super Fund
Eagle Street 59
4051 Alderley, Alderley
QLD
Australia

Saxo Capital Markets (Australia) Limited
9 Castlereagh Street, Suite 1, Level 14
2000 Sydney, Sydney
NSW
Australia



Reporting period

01-Jul-2021 to 17-Jun-2022

Account value
30-Jun-2021

142,191.20
AUD

P/L (MtM)

6,405.19
AUD

Net deposits &
transfers

8,194.80
AUD

Account value
17-Jun-2022

156,791.19
AUD

Change in Account Value

14,599.99 AUD

Total return

4.42%

Account value development, AUD

Reporting period

01-Jul-2021 to 17-Jun-2022

Cash

Cash is the sum of your cash balance, transactions not booked and corporate action accruals. Transactions not booked and accruals are amounts that are incurred but not yet paid from your account, these are included to give an accurate picture of your spending power. In the table the value of cash is shown for specific dates in the stated period.

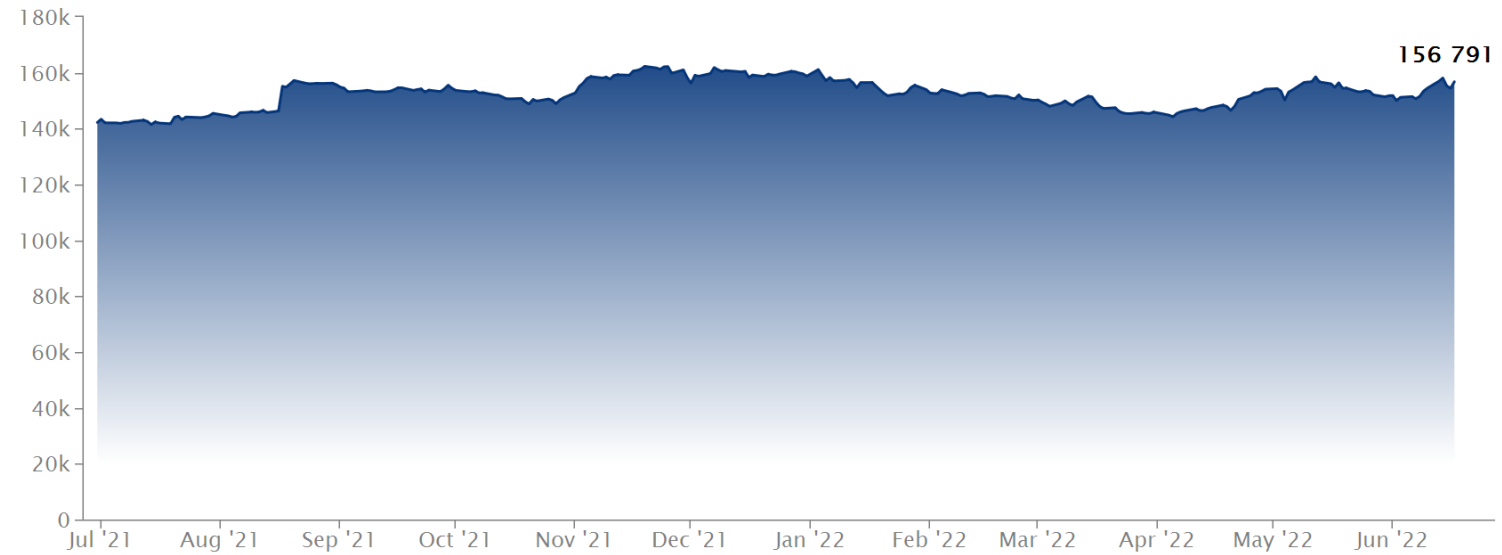
Position Value

Position value is the sum of all your open positions, P/L of margin positions. As opposed to live updating positions the value does not include the cost to close. In the table the total position value is shown for specific dates in the stated period.

Account value

Account value is the sum of cash and position value. In the table, the account value is shown for specific dates in the stated period. The chart shows the development of account value in the stated period.

Account value



	30-Jun-2021	30-Sep-2021	31-Dec-2021	31-Mar-2022	17-Jun-2022
Cash	69,087.36	154,433.55	82,156.40	145,920.47	156,791.19
Position Value	73,103.85	0.00	76,625.29	0.00	0.00
Account value	142,191.20	154,433.55	158,781.69	145,920.47	156,791.19

P/L(MtM) development, AUD

Reporting period

01-Jul-2021 to 17-Jun-2022

% Return

The return displayed is the cumulative daily time weighted percentage return for the account(s) for the stated period. The percentage return for each day is calculated as the total earnings of the day divided by the previous days account value adjusted for deposits, withdrawals and transfers. The percentage return allows for comparisons of returns between accounts and periods even when the account value differs.

P/L (MtM)

P/L (Mark-To-Market) is calculated as the following: Account value at the end of the stated period – value of deposits, withdrawals and security transfers– account value at the start of the stated period. The P/L(MtM) include P/L from instruments held in the period as well as non-instrument related transactions and valuation changes to cash balances on foreign currency accounts. P/L(MtM) do not include gains/losses made outside the stated period. P/L(MtM) excluding costs depict what the P/L of the account would have been if no costs had been incurred in the stated period. For positions opened prior to the stated period only price gains/losses incurred in the period will be included in the P/L(MtM).



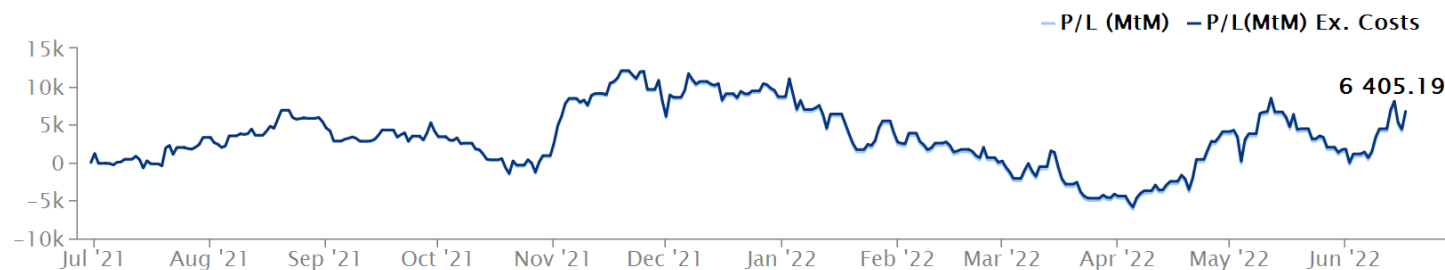
% Return



	Q3-2021*	Q4 2021	Q1-2022	Q2-2022*	Total
% Return	2.8 %	2.8 %	-8.1 %	7.4 %	4.4 %

*Partial period

P/L (MtM)



	Q2-2021*	Q3-2021	Q4 2021	Q1-2022	Q2-2022*	Total
P/L (MtM)	0.00	4,047.55	4,348.14	-12,861.22	10,870.72	6,405.19
Total costs	0.00	-82.31	-175.42	-58.93	0.00	-316.66

*Partial period

P/L(MtM) breakdown, AUD

Reporting period

01-Jul-2021 to 17-Jun-2022

Income

The sum of all dividends, coupons and other income received in the stated period for the instrument.

Costs

The sum of all costs in the stated period for the instrument. Costs include both transaction costs and ongoing costs. Costs not attributable to a specific instrument are not included in this overview. Indirect costs that do not directly affect your cash balance are also included in this figure. For further details please see the Cost Summary section.

P/L (MtM)

P/L (Mark-to-Market) is calculated as the following: Value of held positions at the end of the stated period + all cash booking in the period (dividends, traded values, commissions etc) – value of held positions at the start of the stated period. The P/L(MtM) can therefore be interpreted as how much the instrument contributed to the growth or decline in the account value for the stated period. P/L(MtM) do not include realized or unrealized gains/losses made outside the stated period.

Return

The time weighted percentage return for the instrument in the stated period. The percentage return reflects the total percentage gain/loss in the stated period for the instrument and includes price changes, currency gains as well as income and costs.



Summary

Product type	Income	Costs	P/L (MtM)
Exchange traded products(ETF, ETC, ETN)	94.65	-247.31	4,001.88
Non Instrument Related	0.00	-69.35	-69.35
Change in Accruals	0.00	0.00	1.30
Cash balance currency movements	0.00	0.00	2,471.36
Grand Total	94.65	-316.66	6,405.19

Exchange traded products(ETF, ETC, ETN)

Instrument	Income	Costs	P/L (MtM)	% Return
Invesco QQQ Trust, Series 1	94.65	-97.89	-1,420.74	-2.04 %
iShares Core S&P Mid-Cap ETF	0.00	-149.42	5,422.62	7.75 %
Total	94.65	-247.31	4,001.88	-

Cash

Account	Currency	Value	% Weight
36000/111896	AUD	8,464.28	
36000/124392	USD	102,864.54	
All accounts	AUD	156,791.19	100.00 %

Cost summary

SAXO

MARKETS

Reporting period

01-Jul-2021 to 17-Jun-2022

Investment service costs

Ongoing costs	0 AUD
Transaction costs	-216.01 AUD
Commission	-214.87 AUD
Exchange Fee	-1.14 AUD
Incidental costs	0 AUD
Ancillary costs	-69.35 AUD
Client Custody Fee	-63.04 AUD
VAT on Fee Client	-6.31 AUD
One-off costs	0 AUD
Total	-285.36 AUD
Total %	-0.30 %

Financial instrument costs

Ongoing costs	-17.10 AUD
*External product costs	-17.10 AUD
Transaction costs	-14.2 AUD
Corporate Actions - Withholding Tax	-14.2 AUD
Incidental costs	0 AUD
One-off costs	0 AUD
Total	-31.30 AUD
Total %	-0.03 %

Third-party payments

Total	0 AUD
Total %	0.00 %

Total costs

Total costs in period	-316.66 AUD
------------------------------	--------------------

Average portfolio exposure in period	94,284.43 AUD
Cost as a percentage	-0.34 %

Trade ID	Account ID	Instrument	TradeTime	B/S	Open/Close	Amount	Price	Trade Value	Spread Costs	Booked Amount
2126830799	36000/124392	iShares Core S&P Mid-Cap ETF (ISIN: US4642875078)	9/22/2021	Sold	Close	-204	264.51	53960.04	0	53927.38
5025357401	36000/124392	Invesco QQQ Trust, Series 1 (ISIN: US46090E1038)	10/21/2021	Bought	Open	140	374.17	-52383.8	0	-52415.23
5025363827	36000/124392	iShares Core S&P Mid-Cap ETF (ISIN: US4642875078)	10/21/2021	Bought	Open	189	277.654709	-52476.74	0	-52508.23
5070388884	36000/124392	iShares Core S&P Mid-Cap ETF (ISIN: US4642875078)	12/7/2021	Sold	Close	-189	280.2521	52967.65	0	52935.59
5109787489	36000/124392	Invesco QQQ Trust, Series 1 (ISIN: US46090E1038)	1/21/2022	Sold	Close	-140	352.4281429	49339.94	0	49310.08

Related Trade ID	Related Position ID	Date	Account ID	Value Date	Booking amount ID	Instrument Description	Asset type	Booking amount type	Amount	Amount Account Currency	Amount Client Currency
2099842404	2099842404	8/17/2021	36000/111896	8/17/2021	13349815972	Cash inter-account transfer	Cash	Cash Amount	8195	8194.8	8194.8
2126830799	2126830799	9/22/2021	36000/124392	9/24/2021	13851297392	iShares Core S&P Mid-Cap ETF	Etf	Exchange Fee	0	-0.28	-0.386774071
2126830799	2126830799	9/22/2021	36000/124392	9/24/2021	13836080569	iShares Core S&P Mid-Cap ETF	Etf	Share Amount	53960	53960.04	74536.94407
2126830799	2126830799	9/22/2021	36000/124392	9/24/2021	13835324917	iShares Core S&P Mid-Cap ETF	Etf	Commission	-32	-32.38	-44.72765864
5025357401	5025357401	10/21/2021	36000/124392	10/25/2021	14258416510	Invesco QQQ Trust, Series 1	Etf	Commission	-31	-31.43	-42.09145425
5025357401	5025357401	10/21/2021	36000/124392	10/25/2021	14259323581	Invesco QQQ Trust, Series 1	Etf	Share Amount	-52384	-52383.8	-70153.04871
5025363827	5025363827	10/21/2021	36000/124392	10/25/2021	14259328562	iShares Core S&P Mid-Cap ETF	Etf	Share Amount	-52477	-52476.74	-70277.51514
5025363827	5025363827	10/21/2021	36000/124392	10/25/2021	14258407702	iShares Core S&P Mid-Cap ETF	Etf	Commission	-31	-31.49	-42.17180701
5070388884	5070388884	12/7/2021	36000/124392	12/9/2021	14987300839	iShares Core S&P Mid-Cap ETF	Etf	Commission	-32	-31.78	-44.63879453
5070388884	5070388884	12/7/2021	36000/124392	12/9/2021	15007137909	iShares Core S&P Mid-Cap ETF	Etf	Exchange Fee	0	-0.28	-0.393293344
5070388884	5070388884	12/7/2021	36000/124392	12/9/2021	14988279560	iShares Core S&P Mid-Cap ETF	Etf	Share Amount	52968	52967.65	74399.37208
5109787489	5109787489	1/21/2022	36000/124392	1/25/2022	15786812236	Invesco QQQ Trust, Series 1	Etf	Commission	-30	-29.6	-41.23580833
5109787489	5109787489	1/21/2022	36000/124392	1/25/2022	15807374394	Invesco QQQ Trust, Series 1	Etf	Exchange Fee	0	-0.26	-0.362206425
5109787489	5109787489	1/21/2022	36000/124392	1/25/2022	15788061965	Invesco QQQ Trust, Series 1	Etf	Share Amount	49340	49339.94	68735.55097

85000 - Income Tax Payable/Refundable

2022 Financial Year

Preparer Shelley Lian

Reviewer Steven Lee

Status Completed

Account Code	Description	CY Balance	LY Balance	Change
85000	Income Tax Payable/Refundable	(\$1,613.23)	(\$146.63)	1000.2%
TOTAL		CY Balance	LY Balance	
		(\$1,613.23)	(\$146.63)	

Supporting Documents

- Exempt Pension Reconciliation [Report](#)
- Non Deductible Expense Reconciliation [Report](#)
- Tax Reconciliation Report [Report](#)
- Statement of Taxable Income [Report](#)
- ATO Income Tax.pdf
- ATO PAYG.pdf
- ATO Integrated.pdf

Standard Checklist

- Attach Actuarial Certificate (if applicable)
- Attach any other Tax reconciliations
- Attach copy of Exempt Pension Reconciliation (if applicable)
- Attach copy of Non Deductible Expense Reconciliation (if applicable)
- Attach copy of Statement of Taxable Income
- Attach copy of Tax Reconciliation Report
- Confirm Transactions in ATO Portal

Myers Super Fund

Exempt Current Pension Income Reconciliation

For The Period 01 July 2021 - 30 June 2022

	Date	Account Code	Account Description	Taxable Amount	Actuary/Pool %	Exempt Amount
Label A						
Final calculations 01 July 2021 - 30 June 2022			Net Capital Gains	7,309.79	0.00 %	0.00
Segment - 01 July 2021 to 30 June 2022						
Label C						
	31/07/2021	25000/Ubank402019345	UBank USaver SMSF 40-201-9345	1.02		
	31/08/2021	25000/Ubank402019345	UBank USaver SMSF 40-201-9345	0.54		
	30/09/2021	25000/Ubank402019345	UBank USaver SMSF 40-201-9345	0.30		
	31/10/2021	25000/Ubank402019345	UBank USaver SMSF 40-201-9345	0.21		
	30/11/2021	25000/Ubank402019345	UBank USaver SMSF 40-201-9345	0.72		
	31/12/2021	25000/Ubank402019345	UBank USaver SMSF 40-201-9345	0.27		
	31/01/2022	25000/Ubank402019345	UBank USaver SMSF 40-201-9345	0.32		
	28/02/2022	25000/Ubank402019345	UBank USaver SMSF 40-201-9345	1.03		
	31/03/2022	25000/Ubank402019345	UBank USaver SMSF 40-201-9345	1.39		
	30/04/2022	25000/Ubank402019345	UBank USaver SMSF 40-201-9345	1.57		
	31/05/2022	25000/Ubank402019345	UBank USaver SMSF 40-201-9345	1.86		
			Total	9.23	0.000 %	0.00
Label D1						
	31/12/2021	23900/QQQ.NDQ4	Invesco Capital Management LLC - Invesco	94.80		
			Total	94.80	0.000 %	0.00
					Total Segment ECPI *	0.00

Myers Super Fund

Exempt Current Pension Income Reconciliation

For The Period 01 July 2021 - 30 June 2022

Date	Account Code	Account Description	Taxable Amount	Actuary/Pool %	Exempt Amount
				SMSF Annual Return Rounding	0.00
				Total ECPI	0.00

* Total Segment ECPI does not include ECPI amounts from Label A. The total ECPI from Label A is shown separately at the start of the report.

Myers Super Fund

Pension Non Deductible Expense Report

For The Period 01 July 2021 - 30 June 2022

	Date	Account Code	Account Description	Amount	Expense %	Deductible	Non Deductible
Segment - 01 July 2021 to 30 June 2022							
Label H							
	07/12/2021	30700	Auditor's Remuneration	550.00			
			Total	550.00	0.000 %	550.00	0.00

Label I

02/08/2021	37500/MYERSSAXOCASHU	Saxo Cash Account USD	7.61
01/07/2021	37500/MYERSSAXOCASHU	Saxo Cash Account USD	7.36
01/07/2021	37500/MYERSSAXOCASHU	Saxo Cash Account USD	0.73
01/12/2021	37500/MYERSSAXOCASHU	Saxo Cash Account USD	1.53
01/02/2022	37500/MYERSSAXOCASHU	Saxo Cash Account USD	5.99
03/01/2022	37500/MYERSSAXOCASHU	Saxo Cash Account USD	9.73
02/08/2021	37500/MYERSSAXOCASHU	Saxo Cash Account USD	0.76
01/11/2021	37500/MYERSSAXOCASHU	Saxo Cash Account USD	0.33
01/12/2021	37500/MYERSSAXOCASHU	Saxo Cash Account USD	15.27
01/09/2021	37500/MYERSSAXOCASHU	Saxo Cash Account USD	7.81
01/11/2021	37500/MYERSSAXOCASHU	Saxo Cash Account USD	3.30
01/10/2021	37500/MYERSSAXOCASHU	Saxo Cash Account USD	0.58
01/10/2021	37500/MYERSSAXOCASHU	Saxo Cash Account USD	5.87
01/02/2022	37500/MYERSSAXOCASHU	Saxo Cash Account USD	0.59
03/01/2022	37500/MYERSSAXOCASHU	Saxo Cash Account USD	0.98
01/09/2021	37500/MYERSSAXOCASHU	Saxo Cash Account USD	0.78

Myers Super Fund

Pension Non Deductible Expense Report

For The Period 01 July 2021 - 30 June 2022

	Date	Account Code	Account Description	Amount	Expense %	Deductible	Non Deductible
Label I							
			Total	69.22	0.000 %	69.22	0.00
<hr/>							
Label J							
	30/06/2022	30100	Accountancy Fees	550.00			
			Total	550.00	0.000 %	550.00	0.00
<hr/>							
				Total Segment Expenses		1,169.22	0.00
<hr/>							
				Total Expenses *		1,169.22	0.00

* General expense percentage - 0.000 %

* Investment expense percentage - 0.000 %

Myers Super Fund

Statement of Taxable Income

For the year ended 30 June 2022

	2022
	\$
Benefits accrued as a result of operations	14,757.50
Less	
Other Non Taxable Income	2,311.03
Realised Accounting Capital Gains	16,253.53
	<u>18,564.56</u>
Add	
Decrease in MV of investments	12,677.13
Foreign Credits	14.20
Net Capital Gains	7,310.00
	<u>20,001.33</u>
SMSF Annual Return Rounding	(2.27)
	<u>16,192.00</u>
Taxable Income or Loss	<u>16,192.00</u>
Income Tax on Taxable Income or Loss	2,428.80
Less	
Foreign Credits	14.20
	<u>2,414.60</u>
CURRENT TAX OR REFUND	<u>2,414.60</u>
Supervisory Levy	259.00
Income Tax Instalments Paid	(948.00)
	<u>1,725.60</u>
AMOUNT DUE OR REFUNDABLE	<u>1,725.60</u>

Myers Super Fund

Tax Reconciliation Report

For the year ended 30 June 2022

Tax Return Label	Date	Account Code	Account Name	Amount \$
A - Net capital gain				
				7,309.79
Sub-Total				7,309.79
Ignore Cents				0.79
Total				7,309.00
C - Income - Gross interest				
	31/07/2021	25000/Ubank402019345	UBank USaver SMSF 40-201-9345	1.02
	31/08/2021	25000/Ubank402019345	UBank USaver SMSF 40-201-9345	0.54
	30/09/2021	25000/Ubank402019345	UBank USaver SMSF 40-201-9345	0.30
	31/10/2021	25000/Ubank402019345	UBank USaver SMSF 40-201-9345	0.21
	30/11/2021	25000/Ubank402019345	UBank USaver SMSF 40-201-9345	0.72
	31/12/2021	25000/Ubank402019345	UBank USaver SMSF 40-201-9345	0.27
	31/01/2022	25000/Ubank402019345	UBank USaver SMSF 40-201-9345	0.32
	28/02/2022	25000/Ubank402019345	UBank USaver SMSF 40-201-9345	1.03
	31/03/2022	25000/Ubank402019345	UBank USaver SMSF 40-201-9345	1.39
	30/04/2022	25000/Ubank402019345	UBank USaver SMSF 40-201-9345	1.57
	31/05/2022	25000/Ubank402019345	UBank USaver SMSF 40-201-9345	1.86
Sub-Total				9.23
Ignore Cents				0.23
Total				9.00
D1 - Income - Gross foreign income				
	31/12/2021	23900/QQQ.NDQ4	Invesco Capital Management LLC - Invesco QQQ Trust Series 1	94.80
Sub-Total				94.80
Ignore Cents				0.80
Total				94.00
D - Income - Net foreign income				
	31/12/2021	23900/QQQ.NDQ4	Invesco Capital Management LLC - Invesco QQQ Trust Series 1	94.80
Sub-Total				94.80
Ignore Cents				0.80
Total				94.00
R1 - Assessable employer contributions				
	23/07/2021	24200/MYEMIC00001A	(Contributions) Myers, Michael - Accumulation (Accumulation)	319.82
	20/08/2021	24200/MYEMIC00001A	(Contributions) Myers, Michael - Accumulation (Accumulation)	752.84
	24/09/2021	24200/MYEMIC00001A	(Contributions) Myers, Michael - Accumulation (Accumulation)	1,186.47
	22/10/2021	24200/MYEMIC00001A	(Contributions) Myers, Michael - Accumulation (Accumulation)	705.31

Myers Super Fund

Tax Reconciliation Report

For the year ended 30 June 2022

Tax Return Label	Date	Account Code	Account Name	Amount \$
R1 - Assessable employer contributions				
	19/11/2021	24200/MYEMIC00001A	(Contributions) Myers, Michael - Accumulation (Accumulation)	797.82
	23/12/2021	24200/MYEMIC00001A	(Contributions) Myers, Michael - Accumulation (Accumulation)	816.14
	21/01/2022	24200/MYEMIC00001A	(Contributions) Myers, Michael - Accumulation (Accumulation)	789.05
	22/02/2022	24200/MYEMIC00001A	(Contributions) Myers, Michael - Accumulation (Accumulation)	974.23
	22/03/2022	24200/MYEMIC00001A	(Contributions) Myers, Michael - Accumulation (Accumulation)	755.66
	19/04/2022	24200/MYEMIC00001A	(Contributions) Myers, Michael - Accumulation (Accumulation)	1,070.97
	20/05/2022	24200/MYEMIC00001A	(Contributions) Myers, Michael - Accumulation (Accumulation)	690.67
	17/06/2022	24200/MYEMIC00001A	(Contributions) Myers, Michael - Accumulation (Accumulation)	754.90
	21/06/2022	24200/MYEMIC00001A	(Contributions) Myers, Michael - Accumulation (Accumulation)	335.58
Sub-Total				9,949.46
Ignore Cents				0.46
Total				9,949.00
R - Assessable contributions (R1 plus R2 plus R3 less R6)				
			Assessable employer contributions	9,949.46
Sub-Total				9,949.46
Ignore Cents				0.46
Total				9,949.00
W - GROSS INCOME (Sum of labels A to U)				
				17,361.00
Sub-Total				17,361.00
Ignore Cents				0.00
Total				17,361.00
V - TOTAL ASSESSABLE INCOME (W less Y)				
				17,361.00
Sub-Total				17,361.00
Ignore Cents				0.00
Total				17,361.00
H1 - Expenses - SMSF auditor fee				
	07/12/2021	30700	Auditor's Remuneration	550.00
Sub-Total				550.00
Ignore Cents				0.00
Total				550.00
I1 - Expenses - Investment expenses				
	01/07/2021	37500/MYERSSAXOCASH	Saxo Cash Account USD	7.36
	01/07/2021	37500/MYERSSAXOCASH	Saxo Cash Account USD	0.73
	02/08/2021	37500/MYERSSAXOCASH	Saxo Cash Account USD	7.61

Myers Super Fund

Tax Reconciliation Report

For the year ended 30 June 2022

Tax Return Label	Date	Account Code	Account Name	Amount \$
I1 - Expenses - Investment expenses				
	02/08/2021	37500/MYERSSAXOCASH	Saxo Cash Account USD USD	0.76
	01/09/2021	37500/MYERSSAXOCASH	Saxo Cash Account USD USD	7.81
	01/09/2021	37500/MYERSSAXOCASH	Saxo Cash Account USD USD	0.78
	01/10/2021	37500/MYERSSAXOCASH	Saxo Cash Account USD USD	5.87
	01/10/2021	37500/MYERSSAXOCASH	Saxo Cash Account USD USD	0.58
	01/11/2021	37500/MYERSSAXOCASH	Saxo Cash Account USD USD	3.30
	01/11/2021	37500/MYERSSAXOCASH	Saxo Cash Account USD USD	0.33
	01/12/2021	37500/MYERSSAXOCASH	Saxo Cash Account USD USD	15.27
	01/12/2021	37500/MYERSSAXOCASH	Saxo Cash Account USD USD	1.53
	03/01/2022	37500/MYERSSAXOCASH	Saxo Cash Account USD USD	9.73
	03/01/2022	37500/MYERSSAXOCASH	Saxo Cash Account USD USD	0.98
	01/02/2022	37500/MYERSSAXOCASH	Saxo Cash Account USD USD	5.99
	01/02/2022	37500/MYERSSAXOCASH	Saxo Cash Account USD USD	0.59
Sub-Total				69.22
Ignore Cents				0.22
Total				69.00
J1 - Expenses - Management and administration expenses				
	30/06/2022	30100	Accountancy Fees	550.00
Sub-Total				550.00
Ignore Cents				0.00
Total				550.00
N - TOTAL DEDUCTIONS				
				1,169.00
Sub-Total				1,169.00
Ignore Cents				0.00
Total				1,169.00
O - TAXABLE INCOME OR LOSS				
				16,192.00
Sub-Total				16,192.00
Ignore Cents				0.00
Total				16,192.00
Z - TOTAL SMSF EXPENSES				
				1,169.00
Sub-Total				1,169.00
Ignore Cents				0.00
Total				1,169.00

Myers Super Fund Tax Reconciliation Report

For the year ended 30 June 2022

Tax Return Label	Date	Account Code	Account Name	Amount \$
A - Taxable income				
				16,192.00
Sub-Total				16,192.00
Ignore Cents				0.00
Total				16,192.00
T1 - Tax on taxable income				
				2,428.80
Sub-Total				2,428.80
Ignore Cents				0.00
Total				2,428.80
B - Gross Tax				
				2,428.80
Sub-Total				2,428.80
Ignore Cents				0.00
Total				2,428.80
C1 - Foreign income tax offset				
	31/12/2021	23900/QQQ.NDQ4	Invesco Capital Management LLC - Invesco QQQ Trust Series 1	14.20
Sub-Total				14.20
Ignore Cents				0.00
Total				14.20
C - Non-refundable non-carry forward tax offsets				
				14.20
Sub-Total				14.20
Ignore Cents				0.00
Total				14.20
T2 - SUBTOTAL				
				2,414.60
Sub-Total				2,414.60
Ignore Cents				0.00
Total				2,414.60
T3 - SUBTOTAL 2				
				2,414.60
Sub-Total				2,414.60
Ignore Cents				0.00
Total				2,414.60
T5 - TAX PAYABLE				
				2,414.60
Sub-Total				2,414.60
Ignore Cents				0.00
Total				2,414.60

Myers Super Fund

Tax Reconciliation Report

For the year ended 30 June 2022

Tax Return Label	Date	Account Code	Account Name	Amount \$
K - PAYG instalments raised				
	31/10/2021	85000	Income Tax Payable/Refundable	237.00
	01/05/2022	85000	Income Tax Payable/Refundable	237.00
	30/06/2022	85000	Income Tax Payable/Refundable	237.00
	30/06/2022	85000	Income Tax Payable/Refundable	237.00
Sub-Total				948.00
Ignore Cents				0.00
Total				948.00
L - Supervisory levy				
				259.00
Sub-Total				259.00
Ignore Cents				0.00
Total				259.00
S - AMOUNT DUE OR REFUNDABLE				
				1,725.60
Sub-Total				1,725.60
Ignore Cents				0.00
Total				1,725.60



Australian Government
Australian Taxation Office

Agent SUPERHELP AUSTRALIA PTY LTD
Client THE TRUSTEE FOR MYERS
SUPER FUND
ABN 91 961 928 014
TFN 494 424 438

Income tax 002

Date generated	27/07/2022
Overdue	\$405.63 DR
Not yet due	\$0.00
Balance	\$405.63 DR

Transactions

15 results found - from **27 July 2020** to **27 July 2022** sorted by **processed date** ordered **newest to oldest**

Processed date	Effective date	Description	Debit (DR)	Credit (CR)	Balance
1 Jul 2022	1 Jul 2022	General interest charge			\$405.63 DR
27 Jun 2022	14 Jun 2022	Tax return Self Man Superfund - Income Tax for the period from 01 Jul 20 to 30 Jun 21	\$405.63		\$405.63 DR
2 May 2022	17 Jan 2022	Credit transferred to Integrated Client Account	\$37.00		\$0.00
2 May 2022	17 Jan 2022	Credit transferred to Integrated Client Account	\$200.00		\$37.00 CR
2 May 2022	4 Oct 2021	Credit transferred to Integrated Client Account	\$37.00		\$237.00 CR
2 May 2022	5 Jul 2021	Credit transferred to Integrated Client Account	\$58.00		\$274.00 CR
18 Jan 2022	17 Jan 2022	Payment received		\$237.00	\$332.00 CR
5 Oct 2021	4 Oct 2021	Payment received		\$37.00	\$95.00 CR
6 Jul 2021	5 Jul 2021	Payment received		\$58.00	\$58.00 CR
8 Jun 2021	8 Jun 2021	General interest charge			\$0.00
8 Jun 2021	7 Jun 2021	Payment received		\$585.72	\$0.00
1 Jun 2021	1 Jun 2021	General interest charge			\$585.72 DR

Processed date	Effective date	Description	Debit (DR)	Credit (CR)	Balance
14 May 2021	17 May 2021	Tax return Self Man Superfund - Income Tax for the period from 01 Jul 19 to 30 Jun 20	\$585.72		\$585.72 DR
3 May 2021	29 Dec 2020	Credit transferred to Integrated Client Account	\$296.00		\$0.00
5 Jan 2021	29 Dec 2020	Payment received		\$296.00	\$296.00 CR



Australian Government
Australian Taxation Office

Agent SUPERHELP AUSTRALIA PTY LTD
Client THE TRUSTEE FOR MYERS
SUPER FUND
ABN 91 961 928 014
TFN 494 424 438

Activity statement 004

Date generated	27/07/2022
Overdue	\$437.00 DR
Not yet due	\$0.00
Balance	\$437.00 DR

Transactions

27 results found - from **27 July 2020** to **27 July 2022** sorted by **processed date** ordered **newest to oldest**

Processed date	Effective date	Description	Debit (DR)	Credit (CR)	Balance
2 May 2022	1 Feb 2022	General interest charge			\$437.00 DR
2 May 2022	17 Jan 2022	Credit transfer received from Income Tax Account		\$37.00	\$437.00 DR
2 May 2022	17 Jan 2022	Credit transfer received from Income Tax Account		\$200.00	\$474.00 DR
2 May 2022	1 Nov 2021	General interest charge			\$674.00 DR
2 May 2022	4 Oct 2021	Credit transfer received from Income Tax Account		\$37.00	\$674.00 DR
2 May 2022	2 Aug 2021	General interest charge			\$711.00 DR
2 May 2022	5 Jul 2021	Credit transfer received from Income Tax Account		\$58.00	\$711.00 DR
1 May 2022	28 Apr 2022	Original Activity Statement for the period ending 31 Mar 22 - PAYG Instalments	\$237.00		\$769.00 DR
1 Apr 2022	1 Mar 2022	General interest charge			\$532.00 DR
7 Mar 2022	28 Feb 2022	Original Activity Statement for the period ending 31 Dec 21 - PAYG Instalments	\$237.00		\$532.00 DR

Processed date	Effective date	Description	Debit (DR)	Credit (CR)	Balance
1 Nov 2021	1 Nov 2021	General interest charge			\$295.00 DR
31 Oct 2021	28 Oct 2021	Original Activity Statement for the period ending 30 Sep 21 - PAYG Instalments	\$237.00		\$295.00 DR
2 Aug 2021	2 Aug 2021	General interest charge			\$58.00 DR
1 Aug 2021	28 Jul 2021	Original Activity Statement for the period ending 30 Jun 21 - PAYG Instalments	\$58.00		\$58.00 DR
8 Jun 2021	8 Jun 2021	General interest charge			\$0.00
8 Jun 2021	7 Jun 2021	Payment received		\$903.00	\$0.00
3 May 2021	4 Jan 2021	General interest charge			\$903.00 DR
3 May 2021	29 Dec 2020	Credit transfer received from Income Tax Account		\$296.00	\$903.00 DR
2 May 2021	28 Apr 2021	Original Activity Statement for the period ending 31 Mar 21 - PAYG Instalments	\$296.00		\$1,199.00 DR
1 Apr 2021	1 Apr 2021	General interest charge			\$903.00 DR
8 Mar 2021	2 Mar 2021	Original Activity Statement for the period ending 31 Dec 20 - PAYG Instalments	\$296.00		\$903.00 DR
2 Nov 2020	2 Nov 2020	General interest charge			\$607.00 DR
1 Nov 2020	28 Oct 2020	Original Activity Statement for the period ending 30 Sep 20 - PAYG Instalments	\$296.00		\$607.00 DR
1 Oct 2020	1 Oct 2020	General interest charge			\$311.00 DR
11 Aug 2020	10 Aug 2020	Payment received		\$311.00	\$311.00 DR
3 Aug 2020	3 Aug 2020	General interest charge			\$622.00 DR
2 Aug 2020	28 Jul 2020	Original Activity Statement for the period ending 30 Jun 20 - PAYG Instalments	\$311.00		\$622.00 DR



Australian Government
Australian Taxation Office

PAYG Instalments report 2022

Tax Agent 72357001
Last Updated 23/07/2022

TFN	Client Name	Quarter 1 (\$)	Quarter 2 (\$)	Quarter 3 (\$)	Quarter 4 (\$)	Total Instalment (\$)
494424438	THE TRUSTEE FOR MYERS SUPER FUND	237.00	237.00	237.00	Outstanding	711.00

Total No of Clients: 1

86000 - PAYG Payable

2022 Financial Year

Preparer Shelley Lian

Reviewer Steven Lee

Status Completed

Account Code	Description	CY Balance	LY Balance	Change
86000	PAYG Payable	(\$674.00)	(\$58.00)	1062.07%
TOTAL		CY Balance	LY Balance	
		(\$674.00)	(\$58.00)	

Supporting Documents

- June PAYG.pdf

Standard Checklist

- Attach copy of PAYG Payment Summary
- Confirm Transactions in ATO Portal



Australian Government
Australian Taxation Office

Agent SUPERHELP AUSTRALIA PTY LTD
Client THE TRUSTEE FOR MYERS SUPER FUND
ABN 91 961 928 014

Print instalment

Account	Period	Document ID
Activity statement – 004 – THE TRUSTEE FOR MYERS SUPER FUND	Apr 2022 – Jun 2022	48321031024

Payment due date 28 July 2022

Statement summary

Description	Reported Value	Owed to ATO	Owed by ATO
<i>PAYG income tax instalment</i>			
5A Owed to ATO		\$237.00	
T7 Instalment amount – Based on the notional tax \$ 948.72 from the 2020 assessment.	\$237.00		

Amount owing to ATO

\$237.00

Declaration

- > I THE TRUSTEE FOR MYERS SUPER FUND authorise SUPERHELP AUSTRALIA PTY LTD to give the Apr 2022 – Jun 2022 activity statement to the Commissioner of Taxation for 004 – THE TRUSTEE FOR MYERS SUPER FUND.
- > I declare that the information provided for the preparation of this activity statement is true and correct.
- > I am authorised to make this declaration.

Signed: _____

Date: _____

88000 - Sundry Creditors

2022 Financial Year

Preparer Shelley Lian

Reviewer Steven Lee

Status Completed

Account Code	Description	CY Balance	LY Balance	Change
88000	Sundry Creditors	(\$550.00)		100%
TOTAL		CY Balance	LY Balance	
		(\$550.00)		

Supporting Documents

- General Ledger [Report](#)

Standard Checklist

- Attach all source documentation and confirmations of Liability

Myers Super Fund General Ledger

As at 30 June 2022

Transaction Date	Description	Units	Debit	Credit	Balance \$
Sundry Creditors (88000)					
Sundry Creditors (88000)					
30/06/2022	2021 outstanding Superhelp fee, paid after 30/06/2022			550.00	550.00 CR
				550.00	550.00 CR

Total Debits: 0.00

Total Credits: 550.00

89000 - Deferred Tax Liability/Asset

2022 Financial Year

Preparer Shelley Lian

Reviewer Steven Lee

Status Completed

Account Code	Description	CY Balance	LY Balance	Change
89000	Deferred Tax Liability/Asset	(\$25.90)	(\$306.03)	(91.54)%
TOTAL		CY Balance	LY Balance	
		(\$25.90)	(\$306.03)	

Supporting Documents

- Deferred Tax Reconciliation Report [Report](#)

Standard Checklist

- Attach all source documentation and confirmations of Liability
- Attach copy of Deferred Tax Reconciliation Report

Myers Super Fund

Deferred Tax Reconciliation

For The Period 01 July 2021 - 30 June 2022

Investment Code	Investment Name	Revaluation/Tax Deferred	Permanent Difference (Non- Assessable)	Temporary Difference (Assessable)	Temporary Difference (Accumulation Portion)
Revaluations					
IJH.NYE2	iShs Cr S&P MC Shs	(13,972.13)	(4,657.38)	(9,314.75)	(9,314.75)
SHSACOMSOF	Computer Software	1,295.00	431.67	863.33	863.33
		(12,677.13)	(4,225.71)	(8,451.42)	(8,451.42)
Total		(12,677.13)	(4,225.71)	(8,451.42)	(8,451.42)
Deferred Tax Liability (Asset) Summary					
Opening Balance		306.03			
Current Year Transactions		(1,267.71)			
Total Capital Losses		0.00			
Total Tax Losses		0.00			
Deferred Tax WriteBacks/Adjustment		0.00			
Capital Loss carried forward recouped		987.58			
Tax Loss carried forward recouped		0.00			
Deferred Tax report rounding		0.01			
Closing Balance		25.90			

A - Financial Statements

2022 Financial Year

Preparer Shelley Lian

Reviewer Steven Lee

Status Completed

Supporting Documents

No supporting documents

Standard Checklist

- Attach copy of Financial Statements
- Attach copy of SMSF Annual Return

B - Permanent Documents

2022 Financial Year

Preparer Shelley Lian

Reviewer Steven Lee

Status Completed

Supporting Documents

- Fund Summary Report Report
- Super Fund Lookup.pdf
- ABN Lookup.pdf

Standard Checklist

- Attach latest copy of ASIC annual company statement (if corporate trustee)
- Ensure latest copies of ATO Trustee Declarations and ATO confirmation that the fund is a regulated fund is attached
- Ensure latest copies of trustee consents, member consents and registers are attached
- Ensure latest copy of trust deed (including amendments) are attached
- Use [Australian Business Register](#) to ensure details are correct
- Use [Super Fund Lookup](#) to check the eligibility to receive rollovers and contributions

Myers Super Fund Fund Summary Report

As at 30 June 2022

Fund Details

Date Formed: 21/12/2017

Tax File Number: Provided

ABN: 91961928014

Period: 01/07/2021 - 30/06/2022

Fund Type: SMSF

GST Registered: No

Postal Address:

3/59 Eagle St

Alderley, Queensland 4051

Physical Address:

3/59 Eagle St

Alderley, Queensland 4051

Members

Number of Members: 2

Name	Age	Member Accounts	Pension Accounts	Tax File Number	Beneficiary Details
Myers, Michael	43	1	0	Provided	Not Provided
Myers, Sophie	30	1	0	Provided	Not Provided

Fund Relationships

Relationship Type	Contact
Accountant	Superhelp Australia Pty Ltd
Auditor	Super Audits Pty Ltd
Fund Contact	Myers, Michael
Tax Agent	Superhelp Australia Pty Ltd
Trustee	Myers, Michael
Trustee	Myers, Sophie



Current details for ABN 91 961 928 014

ABN details

Entity name:	The Trustee for Myers Super Fund
ABN status:	Active from 21 Dec 2017
Entity type:	Superannuation Fund
Goods & Services Tax (GST):	Not currently registered for GST
Main business location:	QLD 4053

Super Fund Lookup

[Use Super Fund Lookup](#) to check the eligibility of **The Trustee for Myers Super Fund** to receive rollovers and contributions

Deductible gift recipient status

Not entitled to receive tax deductible gifts

Disclaimer

The Registrar makes every reasonable effort to maintain current and accurate information on this site. The Commissioner of Taxation advises that if you use ABN Lookup for information about another entity for taxation purposes and that information turns out to be incorrect, in certain circumstances you will be protected from liability. For more information see [disclaimer](#)



The Trustee for Myers Super Fund

ABN details

ABN:	91 961 928 014 View record on ABN Lookup
ABN Status:	Active from 21 Dec 2017
Fund type:	ATO Regulated Self-Managed Superannuation Fund
Contact details:	23 PILBEAM PL MCDOWALL QLD 4053 AUSTRALIA
Status:	Complying

What does 'Complying' mean?

A 'Complying' SMSF:

- is a regulated fund
- is a resident of Australia, and
- has been issued with a [Notice of compliance](#)

APRA Funds

See the [guidance](#) issued by APRA for further assistance in managing transfers and rollovers to SMSFs. Use the [ATO Business Portal](#) to verify a person is a member of the SMSF before completing a transfer or rollover.

Superannuation guarantee payments

Contributions made to complying funds can qualify as Superannuation Guarantee (SG) payments. This record extract can be used to confirm this fund has been issued with a Notice of Compliance and is currently entitled to receive employer SG payments.

Tax rates

Complying funds that meet [Superannuation Industry \(Supervision\) Act 1993](#) (SISA) standards qualify for [concessional tax rates](#).

Also refer to [frequently asked questions](#)

Disclaimer

This extract is based on information supplied by superannuation entities to the Commissioner of Taxation.

Important Neither the Australian Government nor the ATO endorse or guarantee the performance of super funds.

C - Other Documents

2022 Financial Year

Preparer Shelley Lian

Reviewer Steven Lee

Status Completed

Supporting Documents

- strategy.jpeg
- strategy2.jpeg

Standard Checklist

- Attach copy of any SOAs issued during the Financial Year
- Attach copy of Investment Strategy
- Attach signed Engagement Letter
- Attach signed Trustee Representation Letter
- Attach Trustee Minutes prepared during the year

Myers Super Fund Projected Investment Strategy

Overview

The aim of this strategy is to provide the Members with an income on retirement.

Investment Objectives

The Trustee(s) will at all times ensure the funds assets are invested in accordance with the trust deed and comply with the applicable legislative requirements.

The Trustee(s) will act prudently to maximise the rate of return, subject to acceptable risk parameters whilst maintaining an appropriate diversification across a broad range of assets whilst assessing the risks where it is determined the fund's portfolio lacks diversification and / or has elected to implement a sector bias.

Having considered the risk profile of the fund and the member's needs and circumstances, the trustee has adopted the following objectives for the investment of assets of the fund;

- to achieve an investment return (based on market values and net of tax and charges) that exceeds the CPI by at least 3% per annum when measured over a rolling 5 year period.
- to have a probability of zero or negative returns in any 12 Month period of less than one in five years; and
- have sufficient liquidity to meet liabilities as and when they fall due.
- to consider the need to hold a policy of insurance for one or more members of the fund.

Investment Strategy

The fund will invest in a portfolio of assets according to market conditions and within the ranges specified below:

Asset Allocation

The targeted asset allocation will be in the following ranges:

<u>Asset Class</u>	<u>Target Range</u>	<u>Benchmark</u>
Australian Shares	0 - 0 %	0 %
International Shares	0 - 0 %	0 %
Cash	0 - 100 %	100 %
Australian Fixed Interest	0 - 0 %	0 %
International Fixed Interest	0 - 0 %	0 %
Mortgages	0 - 0 %	0 %
Direct Property	0 - 0 %	0 %
Listed Property	0 - 0 %	0 %
Other	0 - 0 %	0 %

Quality companies and trusts as supported by research and fundamental analysis will be selected. Direct investments in property, artwork and lease equipment may form part of the strategy provided there is sufficient basis for the decision.

Insurance

The Trustees have considered and consulted Professional Advice where necessary to ensure that all fund members have the correct type and level of insurance. Insurance may be held within or outside the SMSF.

Review and Monitoring

The trustees will monitor and review the fund's investment activities on a regular basis and to communicate with the members should they feel that any change in strategy is necessary in order to achieve the fund's objective.

Date: 3/11/22

Myers Super Fund
Projected Investment Strategy



.....
Michael Myers

.....
Sophie Myers

D - Pension Documentation

2022 Financial Year

Preparer Shelley Lian

Reviewer Steven Lee

Status Completed

Supporting Documents

- Transfer Balance Account Summary [Report](#)

Standard Checklist

- Attach Actuarial Certificate
- Attach documentation supporting any pensions commenced during the financial year
- Attach documentation supporting any pensions commuted during the financial year
- Ensure correct Transfer Balance Account Reports have been lodged with the ATO

Myers Super Fund

Transfer Balance Account Summary

For The Period 01 July 2021 - 30 June 2022

Member	Pension Type	Date	Lodgment Date	Transaction Type	Event Type	Debit	Credit	Balance	Cap Limit	Remaining Cap
--------	--------------	------	---------------	------------------	------------	-------	--------	---------	-----------	---------------

Michael Myers

Sophie Myers

E - Estate Planning

2022 Financial Year

Preparer Shelley Lian

Reviewer Steven Lee

Status Completed

Supporting Documents

No supporting documents

Standard Checklist

- Attach Death Benefit Nominations (if applicable)
- Attach Life Insurance Policies (if applicable)
- Attach Reversionary Pension documentation (if applicable)
- Attach SMSF Will (if applicable)
- Review current Estate planning to ensure it matches wishes of members