

---

Financial statements and reports for the year ended  
30 June 2018

Wilton Family Superannuation Fund

---

Prepared for: Noela Wilton and William Wilton

# Wilton Family Superannuation Fund

## Reports Index

---

Statement of Financial Position

Operating Statement

Notes to the Financial Statements

Statement Of Taxable Income

Trustees Declaration

Compilation Report

Investment Summary

Investment Income

Realised Capital Gain

Members Statement

SMSF Annual Return

---

**Wilton Family Superannuation Fund**  
**Statement of Financial Position**

As at 30 June 2018

|  | Note | 2018<br>\$        | 2017<br>\$        |
|--|------|-------------------|-------------------|
| <b>Assets</b>  |      |                   |                   |
| <b>Investments</b>   |      |                   |                   |
| Derivatives (Options, Hybrids, Future Contracts)                           | 2    | 0.00              | 130.92            |
| Managed Investments (Australian)   | 3    | 195,122.66        | 210,143.39        |
| Shares in Listed Companies (Australian)                                    | 4    | 127,419.13        | 126,060.04        |
| <b>Total Investments</b>   |      | <u>322,541.79</u> | <u>336,334.35</u> |
| <b>Other Assets</b>  |      |                   |                   |
| Dividends Receivable   |      | 272.75            | 0.00              |
| Cash at Bank - Asgard  |      | 9,447.14          | 8,257.20          |
| Cash at Bank - WBC ***825  |      | 1,337.57          | 2,156.20          |
| Cash at Bank - WBC ***632  |      | 20,685.71         | 57,476.84         |
| Distributions Receivable   |      | 8,321.40          | 12,045.88         |
| Term Deposit - Westpac ***914  |      | 20,149.16         | 0.00              |
| Term Deposit - Westpac ***995  |      | 10,000.00         | 0.00              |
| Income Tax Refundable  |      | 3,688.61          | 3,542.34          |
| <b>Total Other Assets</b>  |      | <u>73,902.34</u>  | <u>83,478.46</u>  |
| <b>Total Assets</b>  |      | <u>396,444.13</u> | <u>419,812.81</u> |
| <b>Net assets available to pay benefits</b>                                |      | <u>396,444.13</u> | <u>419,812.81</u> |
| Represented by:  |      |                   |                   |
| <b>Liability for accrued benefits allocated to members' accounts</b>       |      |                   |                   |
|  | 5, 6 |                   |                   |
| Wilton, Noela - Pension (ABP 1)  |      | 333,218.46        | 353,440.76        |
| Wilton, Noela - Pension (ABP 2)  |      | 26,670.31         | 27,960.42         |
| Wilton, William - Pension (ABP 1)  |      | 36,555.36         | 38,411.63         |
| <b>Total Liability for accrued benefits allocated to members' accounts</b> |      | <u>396,444.13</u> | <u>419,812.81</u> |

**Wilton Family Superannuation Fund****Operating Statement**

For the year ended 30 June 2018

|   | <b>Note</b> | <b>2018</b>        | <b>2017</b>      |
|---|-------------|--------------------|------------------|
|   |             | <b>\$</b>          | <b>\$</b>        |
| <b>Income</b>   |             |                    |                  |
| <b>Investment Income</b>  |             |                    |                  |
| Trust Distributions   | 9           | 11,021.08          | 24,207.09        |
| Dividends Received  | 8           | 7,237.11           | 6,891.11         |
| Interest Received   |             | 966.13             | 1,676.95         |
| Other Investment Income   |             | 0.00               | 4.05             |
| <b>Total Income</b>   |             | <u>19,224.32</u>   | <u>32,779.20</u> |
| <b>Expenses</b>   |             |                    |                  |
| Administration Costs  |             | 1,925.00           | 3,080.00         |
| Advisor Fees  |             | 2,112.14           | 2,292.37         |
| ATO Supervisory Levy  |             | 259.00             | 259.00           |
| Auditor's Remuneration  |             | 495.00             | 550.00           |
| Bank Charges  |             | 73.50              | 63.00            |
| General Expenses  |             | 0.00               | 22.61            |
| Investment Expenses   |             | 948.13             | 1,039.84         |
| <b>Member Payments</b>  |             |                    |                  |
| Pensions Paid   |             | 24,980.00          | 24,000.00        |
| <b>Investment Losses</b>  |             |                    |                  |
| Changes in Market Values  | 10          | 15,488.84          | 1,210.18         |
| <b>Total Expenses</b>   |             | <u>46,281.61</u>   | <u>32,517.00</u> |
| <b>Benefits accrued as a result of operations before income tax</b> |             |                    |                  |
|   |             | <u>(27,057.29)</u> | <u>262.20</u>    |
| Income Tax Expense  | 11          | (3,688.61)         | (3,542.34)       |
| <b>Benefits accrued as a result of operations</b>                   |             | <u>(23,368.68)</u> | <u>3,804.54</u>  |

## Wilton Family Superannuation Fund

# Notes to the Financial Statements

For the year ended 30 June 2018

---

### Note 1: Summary of Significant Accounting Policies

The trustees have prepared the financial statements on the basis that the superannuation fund is a non-reporting entity because there are no users dependent on general purpose financial statements. The financial statements are therefore special purpose financial statements that have been prepared in order to meet the requirements of the Superannuation Industry (Supervision) Act 1993 and associated Regulations, the trust deed of the fund and the needs of members.

The financial statements have been prepared on a cash basis and are based on historical costs, except for investments which have been measured at market value.

The following significant accounting policies, which are consistent with the policies applied in the previous period unless otherwise stated, have been adopted in the preparation of the financial statements.

The financial statements were authorised for issue by the Trustee(s).

#### a. Measurement of Investments

The fund initially recognises:

- (i) an investment when it controls the future economic benefits expected to flow from the asset. For financial assets, the trade date is considered to be the date on which control of the future economic benefits attributable to the asset passes to the fund; and
- (ii) a financial liability on the date it becomes a party to the contractual provisions of the instrument.

Investments of the fund have been measured at market value, which refers to the amount that a willing buyer could reasonably be expected to pay to acquire the asset from a willing seller if the following assumptions were made:

- that the buyer and the seller deal with each other at arm's length in relation to the sale;
- that the sale occurred after proper marketing of the asset; and
- that the buyer and the seller acted knowledgeably and prudentially in relation to the sale.

Market value has been determined as follows:

- (i) shares and other securities listed on the Australian Securities Exchange by reference to the relevant market quotations at the end of the reporting period;
- (ii) units in managed funds by reference to the unit redemption price at the end of the reporting period;
- (iii) fixed-interest securities by reference to the redemption price at the end of the reporting period;
- (iv) unlisted investments are stated at trustees' assessment based on estimated market value at balance date or where necessary, an external valuer's opinion; and
- (v) investment properties at the trustees' assessment of the market value or where necessary a qualified independent valuer's opinion at the end of reporting period.

Financial liabilities, such as trade creditors and other payables, are measured at the gross value of the outstanding balance at the end of the reporting period. The trustees have determined that the gross values of the fund's financial liabilities is equivalent to their market values. Any remeasurement changes in the gross values of non-current financial liabilities (including liabilities for members' accrued benefits) are recognised in the operating statement in the periods in which they occur.

#### b. Cash and Cash Equivalents

Cash and cash equivalents include cash on hand and at call, deposits with banks and short-term, highly liquid investments that are readily convertible to cash and subject to an insignificant risk of change in value.

#### c. Revenue

Revenue is recognised at the fair value of the consideration received or receivable.

##### Interest revenue

Interest revenue is recognised in respect of fixed-interest securities, and cash and cash equivalent balances. Interest revenue is recognised upon receipt.

## Wilton Family Superannuation Fund

# Notes to the Financial Statements

For the year ended 30 June 2018

### Dividend revenue

Dividend revenue is recognised when the dividend has been paid or, in the case of dividend reinvestment schemes, when the dividend is credited to the benefit of the fund.

### Rental revenue

Rental revenue arising from operating leases on investment properties is recognised upon receipt.

### Distribution revenue

Distributions from unit trusts and managed funds are recognised as at the date the unit value is quoted ex-distribution and if not received at the end of the reporting period, are reflected in the statement of financial position as a receivable at market value.

### Remeasurement changes in market values

Remeasurement changes in the market values of assets are recognised as income and determined as the difference between the market value at year-end or consideration received (if sold during the year) and the market value as at the prior year-end or cost (if acquired during the period).

### d. Liability for Accrued Benefits

The liability for accrued benefits represents the fund's present obligation to pay benefits to members and beneficiaries, and has been calculated as the difference between the carrying amount of the assets and the carrying amount of the other payables and income tax liabilities as at the end of the reporting period.

### e. Critical Accounting Estimates and Judgements

The preparation of financial statements requires the trustees to make judgements, estimates and assumptions that affect the application of accounting policies and the reported amounts of assets and liabilities, income and expenses. Actual results may differ from these estimates.

Estimates and underlying assumptions are reviewed on an ongoing basis. Revisions to accounting estimates are recognised in the period in which the estimate is revised and in any future period affected.

### Note 2: Derivatives (Options, Hybrids, Future Contracts)

|   | 2018<br>\$ | 2017<br>\$ |
|---|------------|------------|
| Wam Leaders Limited - Option Expiring 17-Nov-2017 | 0.00       | 130.92     |
|   | 0.00       | 130.92     |

### Note 3: Managed Investments (Australian)

|   | 2018<br>\$ | 2017<br>\$ |
|---|------------|------------|
| Advance Cash Multi Blend Fund                         | 5,919.11   | 6,260.55   |
| AMP Capital Global Property Securities Fund - Class A | 4,173.77   | 4,287.64   |
| UBS Wholesale Plus Australian Bond Fund               | 7,868.23   | 12,607.29  |
| Fidelity Wholesale Plus Australian Equities Fund      | 14,950.07  | 14,379.88  |

## Wilton Family Superannuation Fund

# Notes to the Financial Statements

For the year ended 30 June 2018

|  |            |            |
|--|------------|------------|
| PIMCO Wholesale Plus Global Bond Fund                  | 11,770.87  | 14,734.33  |
| Pendal Wholesale Plus Property Securities Fund         | 3,779.04   | 4,022.83   |
| RARE Infrastrctre Wholesale Plus Value Fund - Unhedged | 4,156.59   | 4,363.33   |
| Magellan Wholesale Plus Global Fund                    | 14,318.02  | 15,036.07  |
| Bentham Global Income Fund                             | 15,387.20  | 0.00       |
| Eley Griffiths Group Small Companies Fund              | 11,713.00  | 12,591.98  |
| Aberdeen Standard Emerging Opportunity Fund            | 8,554.18   | 0.00       |
| MFS Fully Hedged Global Equity Trust                   | 12,599.83  | 10,992.44  |
| T. Rowe Price Dynamic Global Bond Fund                 | 11,707.01  | 14,556.09  |
| The Montgomery Fund                                    | 13,621.09  | 14,800.34  |
| Janus Henderson Tactical Income Fund                   | 7,893.94   | 16,762.97  |
| Winton Global Alpha Fund                               | 19,796.68  | 20,430.78  |
| Perpetual WFI Industrial Share Fund                    | 13,570.79  | 14,307.27  |
| Antipodes Wholesale Plus Global Fund                   | 13,343.24  | 15,076.84  |
| Zurich Global Thematic Share Fund                      | 0.00       | 14,932.76  |
|  | <hr/>      | <hr/>      |
|  | 195,122.66 | 210,143.39 |

### Note 4: Shares in Listed Companies (Australian)

|                                 | 2018<br>\$ | 2017<br>\$ |
|---------------------------------|------------|------------|
| BHP Group Limited               | 8,816.60   | 6,052.80   |
| Commonwealth Bank of Australia  | 17,634.54  | 20,040.02  |
| Myer Holdings Limited           | 451.03     | 1,017.87   |
| National Australia Bank Limited | 30,151.00  | 22,695.53  |
| Telstra Corporation Limited     | 14,855.40  | 24,381.00  |
| WAM Capital Limited             | 0.00       | 12,164.65  |
| Westpac Banking Corporation     | 20,949.50  | 21,814.65  |
| Wesfarmers Limited              | 22,014.56  | 17,893.52  |
| WAM Leaders Limited             | 12,546.50  | 0.00       |
|                                 | <hr/>      | <hr/>      |
|                                 | 127,419.13 | 126,060.04 |

### Note 5: Liability for Accrued Benefits

Refer to compilation report

## Wilton Family Superannuation Fund

# Notes to the Financial Statements

For the year ended 30 June 2018

|   | 2018<br>\$  | 2017<br>\$ |
|---|-------------|------------|
| Liability for accrued benefits at beginning of year | 419,812.81  | 416,008.27 |
| Benefits accrued as a result of operations          | (23,368.68) | 3,804.54   |
| Current year member movements                       | 0.00        | 0.00       |
| Liability for accrued benefits at end of year       | 396,444.13  | 419,812.81 |

### Note 6: Vested Benefits

Vested benefits are benefits that are not conditional upon continued membership of the fund (or any factor other than resignation from the plan) and include benefits which members were entitled to receive had they terminated their fund membership as at the end of the reporting period.

|                 | 2018<br>\$ | 2017<br>\$ |
|-----------------|------------|------------|
| Vested Benefits | 396,444.13 | 419,812.81 |

### Note 7: Guaranteed Benefits

No guarantees have been made in respect of any part of the liability for accrued benefits.

### Note 8: Dividends

|                                 | 2018<br>\$ | 2017<br>\$ |
|---------------------------------|------------|------------|
| BHP Group Limited               | 321.19     | 186.41     |
| Commonwealth Bank of Australia  | 1,040.60   | 1,018.82   |
| Myer Holdings Limited           | 24.38      | 73.14      |
| National Australia Bank Limited | 1,518.66   | 1,518.66   |
| Telstra Corporation Limited     | 1,502.55   | 1,757.70   |
| WAM Capital Limited             | 0.00       | 109.10     |
| WAM Leaders Limited             | 490.95     | 0.00       |
| Wesfarmers Limited              | 994.58     | 883.08     |
| Westpac Banking Corporation     | 1,344.20   | 1,344.20   |
|                                 | 7,237.11   | 6,891.11   |



## Wilton Family Superannuation Fund

# Notes to the Financial Statements

For the year ended 30 June 2018

| <b>Note 9: Trust Distributions</b>                       | <b>2018</b> | <b>2017</b> |
|--|-------------|-------------|
|  | <b>\$</b>   | <b>\$</b>   |
| Pendal Wholesale Plus Property Securities Fund           | 666.38      | 589.47      |
| Winton Global Alpha Fund                                 | 859.08      | 0.00        |
| Eley Griffiths Group Small Companies Fund                | 1,329.76    | 886.74      |
| Antipodes Wholesale Plus Global Fund                     | 744.78      | 238.21      |
| Perpetual WFI Industrial Share Fund                      | 1,152.36    | 1,004.99    |
| PIMCO Wholesale Plus Global Bond Fund                    | 282.29      | 450.07      |
| Bentham Global Income Fund                               | 276.89      | 0.00        |
| MFS Fully Hedged Global Equity Trust                     | 1,343.09    | 2,170.96    |
| Aberdeen Standard Emerging Opportunity Fund              | 536.12      | 0.00        |
| Janus Henderson Tactical Income Fund                     | 311.78      | 519.69      |
| Fidelity Wholesale Plus Australian Equities Fund         | 455.93      | 433.99      |
| Zurich Global Thematic Share Fund                        | 30.93       | 6,426.34    |
| AMP Capital Global Property Securities Fund - Class A    | 88.20       | 135.64      |
| Magellan Wholesale Plus Global Fund                      | 668.85      | 38.00       |
| RARE Infrastructure Wholesale Plus Value Fund - Unhedged | 384.22      | 465.30      |
| T. Rowe Price Dynamic Global Bond Fund                   | 206.33      | 247.71      |
| UBS Wholesale Plus Australian Bond Fund                  | 300.49      | 518.64      |
| The Montgomery Fund                                      | 1,259.08    | 207.36      |
| Advance Cash Multi Blend Fund                            | 124.52      | 140.41      |
| Goldman Sachs Core Plus Australian Fixed Income Fund     | 0.00        | 9,708.00    |
| Advance International Fixed Interest Multi Blend Fund    | 0.00        | 25.57       |
|  | 11,021.08   | 24,207.09   |
|  |             |             |
| <b>Note 10: Unrealised Movements in Market Value</b>     |             |             |
|  | <b>2018</b> | <b>2017</b> |
|  | <b>\$</b>   | <b>\$</b>   |
| <b>Derivatives (Options, Hybrids, Future Contracts)</b>  |             |             |
| Wam Leaders Limited - Option Expiring 17-Nov-2017        | (130.92)    | (469.08)    |
|  | (130.92)    | (469.08)    |
|  |             |             |
| <b>Managed Investments (Australian)</b>                  |             |             |
| AMP Capital Global Property Securities Fund - Class A    | 30.98       | (563.01)    |
| Aberdeen Standard Emerging Opportunity Fund              | (1,321.56)  | 0.00        |

Refer to compilation report

## Wilton Family Superannuation Fund

# Notes to the Financial Statements

For the year ended 30 June 2018

|  |            |            |
|--|------------|------------|
| Advance Cash Multi Blend Fund                          | (14.09)    | 19.93      |
| Advance International Fixed Interest Multi Blend Fund  | 0.00       | 143.00     |
| Antipodes Wholesale Plus Global Fund                   | 419.95     | 1,716.99   |
| BT Wholesale Plus Core Australian Share Fund           | 0.00       | 739.00     |
| Bentham Global Income Fund                             | (413.99)   | 0.00       |
| Eley Griffiths Group Small Companies Fund              | 1,116.49   | (345.22)   |
| Fidelity Wholesale Plus Australian Equities Fund       | 1,374.08   | 1,037.59   |
| Goldman Sachs Core Plus Australian Fixed Income Fund   | 0.00       | 959.00     |
| Janus Henderson Tactical Income Fund                   | (99.86)    | (5.39)     |
| MFS Fully Hedged Global Equity Trust                   | (3,004.28) | 1,774.64   |
| Magellan Wholesale Plus Global Fund                    | 1,290.19   | 1,962.58   |
| PIMCO Wholesale Plus Global Bond Fund                  | (122.36)   | 252.25     |
| Pendal Wholesale Plus Property Securities Fund         | (652.42)   | (496.54)   |
| Perpetual WFI Industrial Share Fund                    | (979.72)   | 2,006.84   |
| Platinum International Fund (PK)                       | 0.00       | 1,353.00   |
| RARE Infrastrctre Wholesale Plus Value Fund - Unhedged | (444.44)   | 240.17     |
| T. Rowe Price Dynamic Global Bond Fund                 | (140.68)   | (6.91)     |
| The Montgomery Fund                                    | (62.93)    | 187.83     |
| UBS Wholesale Plus Australian Bond Fund                | (195.11)   | 104.52     |
| Winton Global Alpha Fund                               | 858.17     | (1,283.42) |
| Zurich Global Thematic Share Fund                      | 133.18     | 1,199.82   |
|  | <hr/>      | <hr/>      |
|  | (2,228.40) | 10,996.67  |

### Shares in Listed Companies (Australian)

|                                 |            |            |
|---------------------------------|------------|------------|
| BHP Group Limited               | 2,763.80   | 1,203.80   |
| Commonwealth Bank of Australia  | (2,405.48) | 2,042.02   |
| Myer Holdings Limited           | (566.84)   | (347.13)   |
| National Australia Bank Limited | (2,691.33) | 3,190.53   |
| Telstra Corporation Limited     | (9,525.60) | (7,144.00) |
| WAM Capital Limited             | (174.65)   | 163.65     |

Refer to compilation report

## Wilton Family Superannuation Fund

# Notes to the Financial Statements

For the year ended 30 June 2018

|                                  |                    |                  |
|----------------------------------|--------------------|------------------|
| WAM Leaders Limited              | 556.50             | 0.00             |
| Wesfarmers Limited               | 4,121.04           | 8.52             |
| Westpac Banking Corporation      | (865.15)           | 793.65           |
|                                  | <u>(8,787.71)</u>  | <u>(88.96)</u>   |
| <b>Total Unrealised Movement</b> | <b>(11,147.03)</b> | <b>10,438.63</b> |

### Realised Movements in Market Value

|  | <b>2018</b> | <b>2017</b> |
|--|-------------|-------------|
|  | <b>\$</b>   | <b>\$</b>   |
| <b>Managed Investments (Australian)</b>                |             |             |
| AMP Capital Global Property Securities Fund - Class A  | 32.79       | 509.90      |
| Advance Cash Multi Blend Fund                          | 0.39        | 0.11        |
| Advance International Fixed Interest Multi Blend Fund  | 0.00        | (147.84)    |
| Antipodes Wholesale Plus Global Fund                   | 426.35      | 0.00        |
| BT Wholesale Plus Core Australian Share Fund           | 0.00        | (623.97)    |
| Eley Griffiths Group Small Companies Fund              | 319.68      | 0.00        |
| Fidelity Wholesale Plus Australian Equities Fund       | 79.51       | 119.31      |
| Goldman Sachs Core Plus Australian Fixed Income Fund   | 0.00        | (10,541.05) |
| Janus Henderson Tactical Income Fund                   | 56.05       | 12.00       |
| Magellan Wholesale Plus Global Fund                    | 395.66      | (4.90)      |
| PIMCO Wholesale Plus Global Bond Fund                  | (64.32)     | (9.47)      |
| Pendal Wholesale Plus Property Securities Fund         | 0.00        | 185.89      |
| Perpetual WFI Industrial Share Fund                    | 0.00        | (439.17)    |
| Platinum International Fund (PK)                       | 0.00        | (835.90)    |
| RARE Infrastrctre Wholesale Plus Value Fund - Unhedged | 0.00        | 68.66       |
| T. Rowe Price Dynamic Global Bond Fund                 | (26.86)     | 7.54        |
| The Montgomery Fund                                    | 6.74        | 0.00        |
| UBS Wholesale Plus Australian Bond Fund                | (9.84)      | 53.84       |
| Winton Global Alpha Fund                               | 27.66       | (3.77)      |
| Zurich Global Thematic Share Fund                      | (5,585.61)  | 0.00        |

Refer to compilation report

## Wilton Family Superannuation Fund

# Notes to the Financial Statements

For the year ended 30 June 2018

|                                 |             |             |
|---------------------------------|-------------|-------------|
|                                 | (4,341.80)  | (11,648.82) |
| <b>Total Realised Movement</b>  | (4,341.80)  | (11,648.82) |
| <b>Changes in Market Values</b> | (15,488.83) | (1,210.19)  |

### Note 11: Income Tax Expense

|  | <b>2018</b> | <b>2017</b> |
|--|-------------|-------------|
|  | <b>\$</b>   | <b>\$</b>   |
| The components of tax expense comprise |             |             |
| Current Tax                            | (3,688.61)  | (3,542.34)  |
| Income Tax Expense                     | (3,688.61)  | (3,542.34)  |

The prima facie tax on benefits accrued before income tax is reconciled to the income tax as follows:

|  |            |            |
|--|------------|------------|
| Prima facie tax payable on benefits accrued before income tax at 15% | (4,058.59) | 39.33      |
| Less:  |            |            |
| Tax effect of:   |            |            |
| Increase in MV of Investments  | 0.00       | 1,565.79   |
| Exempt Pension Income  | 2,443.80   | 2,590.65   |
| Realised Accounting Capital Gains                                    | (651.27)   | (1,747.32) |
| Accounting Trust Distributions                                       | 1,653.16   | 3,631.06   |
| Add:   |            |            |
| Tax effect of:   |            |            |
| Decrease in MV of Investments  | 1,672.05   | 0.00       |
| SMSF Non-Deductible Expenses   | 871.80     | 1,095.75   |
| Pension Payments   | 3,747.00   | 3,600.00   |
| Franking Credits   | 553.29     | 531.35     |
| Foreign Credits  | 22.20      | 21.15      |
| Taxable Trust Distributions  | 347.77     | 434.45     |
| Distributed Foreign Income   | 290.25     | 318.25     |
| Rounding   | (0.08)     | (0.10)     |
| Less credits:  |            |            |
| Franking Credits   | 3,688.61   | 3,542.34   |

Refer to compilation report

**Wilton Family Superannuation Fund**

**Notes to the Financial Statements**

For the year ended 30 June 2018

---

Current Tax or Refund

(3,688.61)

(3,542.34)

**Wilton Family Superannuation Fund**  
**Statement of Taxable Income**

For the year ended 30 June 2018

---

|  | <b>2018</b>      |
|--|------------------|
|  | <b>\$</b>        |
| Benefits accrued as a result of operations | (27,057.29)      |
| <b>Less</b>                                |                  |
| Exempt current pension income              | 16,292.00        |
| Realised Accounting Capital Gains          | (4,341.81)       |
| Accounting Trust Distributions             | 11,021.08        |
|  | <hr/> 22,971.27  |
| <b>Add</b>                                 |                  |
| Decrease in MV of investments              | 11,147.03        |
| SMSF non deductible expenses               | 5,812.00         |
| Pension Payments                           | 24,980.00        |
| Franking Credits                           | 3,688.61         |
| Foreign Credits                            | 148.00           |
| Taxable Trust Distributions                | 2,318.49         |
| Distributed Foreign income                 | 1,935.00         |
|  | <hr/> 50,029.13  |
| SMSF Annual Return Rounding                | (0.57)           |
|  | <hr/> 0.00       |
| <b>Taxable Income or Loss</b>              | <hr/> 0.00       |
| Income Tax on Taxable Income or Loss       | 0.00             |
| <b>Less</b>                                |                  |
| Franking Credits                           | 3,688.61         |
|  | <hr/>            |
| <b>CURRENT TAX OR REFUND</b>               | <hr/> (3,688.61) |
| Supervisory Levy                           | 259.00           |
|  | <hr/>            |
| <b>AMOUNT DUE OR REFUNDABLE</b>            | <hr/> (3,429.61) |

---

# Wilton Family Superannuation Fund

## Trustees Declaration

---

The trustees have determined that the fund is not a reporting entity and that the special purpose financial statements should be prepared in accordance with the accounting policies described in Note 1 to the financial statements.

The trustees declare that:

- (i) the financial statements and notes to the financial statements for the year ended 30 June 2018 present fairly, in all material respects, the financial position of the superannuation fund at 30 June 2018 and the results of its operations for the year ended on that date in accordance with the accounting policies described in Note 1 to the financial statements;
- (ii) the financial statements and notes to the financial statements have been prepared in accordance with the requirements of the trust deed; and
- (iii) the operation of the superannuation fund has been carried out in accordance with its trust deed and in compliance with the requirements of the Superannuation Industry (Supervision) Act 1993 and associated Regulations during the year ended 30 June 2018.

Signed in accordance with a resolution of the trustees by:

.....  
Noela Wilton

Trustee

.....  
William Wilton

Trustee

Dated this ..... day of .....

## **Willton Family Superannuation Fund**

# **Compilation Report**

---

We have compiled the accompanying special purpose financial statements of the Willton Family Superannuation Fund which comprise the statement of financial position as at 30/06/2018 the operating statement for the year then ended, a summary of significant accounting policies and other explanatory notes. The specific purpose for which the special purpose financial statements have been prepared is set out in Note 1 to the financial statements.

### **The Responsibility of the Trustee**

The Trustee of Willton Family Superannuation Fund are solely responsible for the information contained in the special purpose financial statements, the reliability, accuracy and completeness of the information and for the determination that the financial reporting framework used is appropriate to meet their needs and for the purpose that the financial statements were prepared.

### **Our Responsibility**

On the basis of information provided by the Trustee, we have compiled the accompanying special purpose financial statements in accordance with the financial reporting framework as described in Note 1 to the financial statements and APES 315: Compilation of Financial Information.

We have applied our expertise in accounting and financial reporting to compile these financial statements in accordance with the financial reporting framework described in Note 1 to the financial statements. We have complied with the relevant ethical requirements of APES 110: Code of Ethics for Professional Accountants.

### **Assurance Disclaimer**

Since a compilation engagement is not an assurance engagement, we are not required to verify the reliability, accuracy or completeness of the information provided to us by management to compile these financial statements. Accordingly, we do not express an audit opinion or a review conclusion on these financial statements.

The special purpose financial statements were compiled exclusively for the benefit of the directors of the trustee company who are responsible for the reliability, accuracy and completeness of the information used to compile them. We do not accept responsibility for the contents of the special purpose financial statements.

Joseph Hoang

of

ProPlus Super PO Box 1839, BROADBEACH, Queensland 4218

Signed:

Dated:



# Wilton Family Superannuation Fund Investment Summary Report

As at 30 June 2018

| Investment   | Units     | Market Price  | Market Value     | Average Cost | Accounting Cost  | Unrealised Gain/(Loss) | Gain/(Loss)%  | Portfolio Weight% |
|--|-----------|---------------|------------------|--------------|------------------|------------------------|---------------|-------------------|
| <b>Cash/Bank Accounts</b>  |           |               |                  |              |                  |                        |               |                   |
| Cash at Bank - Asgard  |           | 9,447.140000  | 9,447.14         | 9,447.14     | 9,447.14         |                        |               | 2.46 %            |
| Cash at Bank - WBC ***632  |           | 20,685.710000 | 20,685.71        | 20,685.71    | 20,685.71        |                        |               | 5.38 %            |
| Cash at Bank - WBC ***825  |           | 1,337.570000  | 1,337.57         | 1,337.57     | 1,337.57         |                        |               | 0.35 %            |
| Term Deposit - Westpac ***914                                    |           | 20,149.160000 | 20,149.16        | 20,149.16    | 20,149.16        |                        |               | 5.24 %            |
| Term Deposit - Westpac ***995                                    |           | 10,000.000000 | 10,000.00        | 10,000.00    | 10,000.00        |                        |               | 2.60 %            |
|  |           |               | <b>61,619.58</b> |              | <b>61,619.58</b> |                        | <b>0.00 %</b> | <b>16.04 %</b>    |
| <b>Managed Investments (Australian)</b>                          |           |               |                  |              |                  |                        |               |                   |
| ETL0032AU Aberdeen Standard Emerging Opportunity Fund            | 3,847.34  | 2.223400      | 8,554.18         | 2.57         | 9,875.74         | (1,321.56)             | (13.38) %     | 2.23 %            |
| ADV0069AU Advance Cash Multi Blend Fund                          | 5,813.31  | 1.018200      | 5,919.11         | 1.02         | 5,919.27         | (0.16)                 | (0.00) %      | 1.54 %            |
| AMP0974AU AMP Capital Global Property Securities Fund - Class A  | 3,962.27  | 1.053380      | 4,173.77         | 0.83         | 3,277.80         | 895.97                 | 27.33 %       | 1.09 %            |
| WFS0864AU Antipodes Wholesale Plus Global Fund                   | 10,756.68 | 1.240461      | 13,343.24        | 1.04         | 11,206.30        | 2,136.94               | 19.07 %       | 3.47 %            |
| CSA0038AU Bentham Global Income Fund                             | 14,226.34 | 1.081600      | 15,387.20        | 1.11         | 15,801.19        | (413.99)               | (2.62) %      | 4.01 %            |
| EGG0001AU Eley Griffiths Group Small Companies Fund              | 5,039.71  | 2.324144      | 11,713.00        | 1.96         | 9,855.73         | 1,857.27               | 18.84 %       | 3.05 %            |
| BTA0481AU Fidelity Wholesale Plus Australian Equities Fund       | 12,496.93 | 1.196300      | 14,950.07        | 1.00         | 12,454.40        | 2,495.67               | 20.04 %       | 3.89 %            |
| IOF0145AU Janus Henderson Tactical Income Fund                   | 7,449.22  | 1.059700      | 7,893.94         | 1.06         | 7,900.19         | (6.25)                 | (0.08) %      | 2.05 %            |
| BTA0565AU Magellan Wholesale Plus Global Fund                    | 10,079.56 | 1.420500      | 14,318.02        | 1.12         | 11,266.25        | 3,051.77               | 27.09 %       | 3.73 %            |
| ETL0041AU MFS Fully Hedged Global Equity Trust                   | 14,549.26 | 0.866012      | 12,599.83        | 1.13         | 16,487.47        | (3,887.64)             | (23.58) %     | 3.28 %            |
| BTA0540AU Pental Wholesale Plus Property Securities Fund         | 3,819.14  | 0.989500      | 3,779.04         | 1.15         | 4,411.00         | (631.96)               | (14.33) %     | 0.98 %            |
| PER0011AU Perpetual WFI Industrial Share Fund                    | 8,963.14  | 1.514066      | 13,570.79        | 2.01         | 18,016.67        | (4,445.88)             | (24.68) %     | 3.53 %            |
| BTA0498AU PIMCO Wholesale Plus Global Bond Fund                  | 12,134.92 | 0.970000      | 11,770.87        | 1.00         | 12,127.98        | (357.11)               | (2.94) %      | 3.06 %            |
| BTA0546AU RARE Infrastrctre Wholesale Plus Value Fund - Unhedged | 4,470.89  | 0.929700      | 4,156.59         | 0.97         | 4,358.86         | (202.27)               | (4.64) %      | 1.08 %            |
| ETL0398AU T. Rowe Price Dynamic Global Bond Fund                 | 11,427.05 | 1.024500      | 11,707.01        | 1.04         | 11,933.60        | (226.59)               | (1.90) %      | 3.05 %            |

# Wilton Family Superannuation Fund Investment Summary Report

As at 30 June 2018

| Investment  | Units     | Market Price | Market Value      | Average Cost | Accounting Cost   | Unrealised Gain/(Loss) | Gain/(Loss)%    | Portfolio Weight% |
|---|-----------|--------------|-------------------|--------------|-------------------|------------------------|-----------------|-------------------|
| FHT0030AU The Montgomery Fund                     | 9,696.80  | 1.404700     | 13,621.09         | 1.42         | 13,741.19         | (120.10)               | (0.87) %        | 3.55 %            |
| BTA0478AU UBS Wholesale Plus Australian Bond Fund | 8,016.53  | 0.981500     | 7,868.23          | 0.99         | 7,958.82          | (90.59)                | (1.14) %        | 2.05 %            |
| MAQ0482AU Winton Global Alpha Fund                | 16,475.26 | 1.201600     | 19,796.68         | 1.18         | 19,511.93         | 284.75                 | 1.46 %          | 5.15 %            |
|   |           |              | <b>195,122.66</b> |              | <b>196,104.39</b> | <b>(981.73)</b>        | <b>(0.50) %</b> | <b>50.79 %</b>    |
| <b>Shares in Listed Companies (Australian)</b>    |           |              |                   |              |                   |                        |                 |                   |
| BHP.AX BHP Group Limited                          | 260.00    | 33.910000    | 8,816.60          | 42.65        | 11,088.00         | (2,271.40)             | (20.49) %       | 2.30 %            |
| CBA.AX Commonwealth Bank of Australia             | 242.00    | 72.870000    | 17,634.54         | 61.79        | 14,952.00         | 2,682.54               | 17.94 %         | 4.59 %            |
| MYR.AX Myer Holdings Limited                      | 1,219.00  | 0.370000     | 451.03            | 4.10         | 5,000.00          | (4,548.97)             | (90.98) %       | 0.12 %            |
| NAB.AX National Australia Bank Limited            | 1,100.00  | 27.410000    | 30,151.00         | 25.76        | 28,338.80         | 1,812.20               | 6.39 %          | 7.85 %            |
| TLS.AX Telstra Corporation Limited                | 5,670.00  | 2.620000     | 14,855.40         | 5.15         | 29,177.00         | (14,321.60)            | (49.09) %       | 3.87 %            |
| WLE.AX WAM Leaders Limited                        | 10,910.00 | 1.150000     | 12,546.50         | 1.10         | 11,990.00         | 556.50                 | 4.64 %          | 3.27 %            |
| WES.AX Wesfarmers Limited                         | 446.00    | 49.360000    | 22,014.56         | 39.25        | 17,507.00         | 4,507.56               | 25.75 %         | 5.73 %            |
| WBC.AX Westpac Banking Corporation                | 715.00    | 29.300000    | 20,949.50         | 28.20        | 20,165.00         | 784.50                 | 3.89 %          | 5.45 %            |
|   |           |              | <b>127,419.13</b> |              | <b>138,217.80</b> | <b>(10,798.67)</b>     | <b>(7.81) %</b> | <b>33.17 %</b>    |
|   |           |              | <b>384,161.37</b> |              | <b>395,941.77</b> | <b>(11,780.40)</b>     | <b>(2.98) %</b> | <b>100.00 %</b>   |

# Wilton Family Superannuation Fund

## Investment Income Report

As at 30 June 2018

| Investment   | Total Income  | Franked | Unfranked | Interest/<br>Other | Franking Credits | Foreign Income | Foreign Credits * 1 | Assessable Income         | TFN Credits | Other Deductions | Distributed Capital Gains | Non-Assessable Payments |
|--|---------------|---------|-----------|--------------------|------------------|----------------|---------------------|---------------------------|-------------|------------------|---------------------------|-------------------------|
|  |               |         |           |                    |                  |                |                     | (Excl. Capital Gains) * 2 |             |                  |                           |                         |
| <b>Bank Accounts</b>   |               |         |           |                    |                  |                |                     |                           |             |                  |                           |                         |
| Cash at Bank - Asgard  | 254.13        |         |           | 254.13             | 0.00             | 0.00           | 0.00                | 254.13                    |             |                  | 0.00                      | 0.00                    |
| Cash at Bank - WBC ***632  | 560.67        |         |           | 560.67             | 0.00             | 0.00           | 0.00                | 560.67                    |             |                  | 0.00                      | 0.00                    |
| Cash at Bank - WBC ***825  | 2.17          |         |           | 2.17               | 0.00             | 0.00           | 0.00                | 2.17                      |             |                  | 0.00                      | 0.00                    |
|  | <b>816.97</b> |         |           | <b>816.97</b>      | <b>0.00</b>      | <b>0.00</b>    | <b>0.00</b>         | <b>816.97</b>             |             |                  | <b>0.00</b>               | <b>0.00</b>             |
| <b>Managed Investments (Australian)</b>                          |               |         |           |                    |                  |                |                     |                           |             |                  |                           |                         |
| ETL0032AU Aberdeen Standard Emerging Opportunity Fund            | 536.12        |         |           |                    | 0.00             | 59.12          | 26.00               | 85.12                     |             | 0.00             | 477.00                    | 0.00                    |
| ADV0069AU Advance Cash Multi Blend Fund                          | 124.52        |         |           | 115.52             | 0.00             | 9.00           | 0.00                | 124.52                    |             | 0.00             | 0.00                      | 0.00                    |
| AMP0974AU AMP Capital Global Property Securities Fund - Class A  | 88.20         |         |           | 15.67              | 0.00             | 0.01           | 12.00               | 27.68                     |             | 0.00             | 35.00                     | 38.00                   |
| WFS0864AU Antipodes Wholesale Plus Global Fund                   | 744.78        |         |           | 11.78              | 0.00             | 3.00           | 26.00               | 40.78                     |             | 0.00             | 730.00                    | 0.00                    |
| CSA0038AU Bentham Global Income Fund                             | 276.89        |         |           | 84.89              | 0.00             | 192.00         | 0.00                | 276.89                    |             | 0.00             | 0.00                      | 0.00                    |
| EGG0001AU Eley Griffiths Group Small Companies Fund              | 1,329.76      | 58.00   | 14.00     | 5.00               | 80.00            | 67.76          | 9.00                | 233.76                    |             | 0.00             | 1,080.00                  | 105.00                  |
| BTA0481AU Fidelity Wholesale Plus Australian Equities Fund       | 455.93        | 331.00  | 48.00     | 25.00              | 185.00           | 11.93          | 0.00                | 600.93                    |             | 0.00             | 10.00                     | 30.00                   |
| IOF0145AU Janus Henderson Tactical Income Fund                   | 311.78        | 8.00    | 2.00      | 278.78             | 4.00             | 23.00          | 0.00                | 315.78                    |             | 0.00             | 0.00                      | 0.00                    |
| BTA0565AU Magellan Wholesale Plus Global Fund                    | 668.85        |         |           |                    | 0.00             | 0.00           | 0.00                | 0.00                      |             | 0.00             | 646.85                    | 22.00                   |
| ETL0041AU MFS Fully Hedged Global Equity Trust                   | 1,343.09      |         |           |                    | 0.00             | 199.09         | 34.00               | 233.09                    |             | 0.00             | 1,144.00                  | 0.00                    |
| BTA0540AU Pental Wholesale Plus Property Securities Fund         | 666.38        | 4.00    | 3.00      | 88.38              | 4.00             | 11.00          | 3.00                | 113.38                    |             | 0.00             | 352.00                    | 208.00                  |
| PER0011AU Perpetual WFI Industrial Share Fund                    | 1,152.36      | 342.00  | 23.00     | 172.36             | 205.00           | 40.00          | 6.00                | 788.36                    |             | 0.00             | 575.00                    | 0.00                    |
| BTA0498AU PIMCO Wholesale Plus Global Bond Fund                  | 282.29        |         |           | 9.29               | 0.00             | 273.00         | 0.00                | 282.29                    |             | 0.00             | 0.00                      | 0.00                    |
| BTA0546AU RARE Infrastrctre Wholesale Plus Value Fund - Unhedged | 384.22        |         |           | 12.00              | 0.00             | 89.00          | 15.00               | 116.00                    |             | 0.00             | 201.22                    | 82.00                   |
| ETL0398AU T. Rowe Price Dynamic Global Bond Fund                 | 206.33        |         |           | 4.33               | 0.00             | 202.00         | 0.00                | 206.33                    |             | 0.00             | 0.00                      | 0.00                    |
| FHT0030AU The Montgomery Fund                                    | 1,259.08      | 130.00  | 11.00     | 52.00              | 109.00           | 61.08          | 17.00               | 380.08                    |             | 0.00             | 1,005.00                  | 0.00                    |
| BTA0478AU UBS Wholesale Plus Australian Bond Fund                | 300.49        |         |           | 300.49             | 0.00             | 0.00           | 0.00                | 300.49                    |             | 0.00             | 0.00                      | 0.00                    |

# Wilton Family Superannuation Fund

## Investment Income Report

As at 30 June 2018

| Investment                                     | Total Income     | Franked         | Unfranked     | Interest/<br>Other | Franking Credits | Foreign Income  | Foreign Credits * 1 | Assessable Income         | TFN Credits | Other Deductions | Distributed Capital Gains | Non-Assessable Payments |
|--|------------------|-----------------|---------------|--------------------|------------------|-----------------|---------------------|---------------------------|-------------|------------------|---------------------------|-------------------------|
|  |                  |                 |               |                    |                  |                 |                     | (Excl. Capital Gains) * 2 |             |                  |                           |                         |
| MAQ0482AU Winton Global Alpha Fund             | 859.08           |                 |               | 169.00             | 0.00             | 690.08          | 0.00                | 859.08                    |             | 0.00             | 0.00                      | 0.00                    |
| ZUR0061AU Zurich Global Thematic Share Fund    | 30.93            |                 |               |                    | 0.00             | 3.93            | 0.00                | 3.93                      |             | 0.00             | 162.00                    | (135.00)                |
|  | <b>11,021.08</b> | <b>873.00</b>   | <b>101.00</b> | <b>1,344.49</b>    | <b>587.00</b>    | <b>1,935.00</b> | <b>148.00</b>       | <b>4,988.49</b>           |             | <b>0.00</b>      | <b>6,418.07</b>           | <b>350.00</b>           |
| <b>Shares in Listed Companies (Australian)</b> |                  |                 |               |                    |                  |                 |                     |                           |             |                  |                           |                         |
| BHP.AX BHP Group Limited                       | 321.19           | 321.19          | 0.00          |                    | 137.65           |                 |                     | 458.84                    |             | 0.00             |                           |                         |
| CBA.AX Commonwealth Bank of Australia          | 1,040.60         | 1,040.60        | 0.00          |                    | 445.97           |                 |                     | 1,486.57                  |             | 0.00             |                           |                         |
| MYR.AX Myer Holdings Limited                   | 24.38            | 24.38           | 0.00          |                    | 10.45            |                 |                     | 34.83                     |             | 0.00             |                           |                         |
| NAB.AX National Australia Bank Limited         | 1,518.66         | 1,518.66        | 0.00          |                    | 650.86           |                 |                     | 2,169.52                  |             | 0.00             |                           |                         |
| TLS.AX Telstra Corporation Limited             | 1,502.55         | 1,502.55        | 0.00          |                    | 643.95           |                 |                     | 2,146.50                  |             | 0.00             |                           |                         |
| WLE.AX WAM Leaders Limited                     | 490.95           | 490.95          | 0.00          |                    | 210.40           |                 |                     | 701.35                    |             | 0.00             |                           |                         |
| WES.AX Wesfarmers Limited                      | 994.58           | 994.58          | 0.00          |                    | 426.25           |                 |                     | 1,420.83                  |             | 0.00             |                           |                         |
| WBC.AX Westpac Banking Corporation             | 1,344.20         | 1,344.20        | 0.00          |                    | 576.08           |                 |                     | 1,920.28                  |             | 0.00             |                           |                         |
|  | <b>7,237.11</b>  | <b>7,237.11</b> | <b>0.00</b>   |                    | <b>3,101.61</b>  |                 |                     | <b>10,338.72</b>          |             | <b>0.00</b>      |                           |                         |
| <b>Term Deposits</b>                           |                  |                 |               |                    |                  |                 |                     |                           |             |                  |                           |                         |
| Term Deposit - Westpac ***914                  | 149.16           |                 |               | 149.16             | 0.00             | 0.00            | 0.00                | 149.16                    |             |                  | 0.00                      | 0.00                    |
|  | <b>149.16</b>    |                 |               | <b>149.16</b>      | <b>0.00</b>      | <b>0.00</b>     | <b>0.00</b>         | <b>149.16</b>             |             |                  | <b>0.00</b>               | <b>0.00</b>             |
|  | <b>19,224.32</b> | <b>8,110.11</b> | <b>101.00</b> | <b>2,310.62</b>    | <b>3,688.61</b>  | <b>1,935.00</b> | <b>148.00</b>       | <b>16,293.34</b>          |             | <b>0.00</b>      | <b>6,418.07</b>           | <b>350.00</b>           |

Assessable Income (Excl. Capital Gains) **16,293.34**

Net Capital Gain **4,502.00**

**Total Assessable Income 20,795.34**

\* 1 Includes foreign credits from foreign capital gains.

\* 2 Assessable Income in the SMSF Annual Return will be different as capital gains and losses from disposals of assets have not been included.

For a breakdown of Distributed Capital Gains and Non-Assessable Payments refer to Distributions Reconciliation Report.

# Wilton Family Superannuation Fund

## Realised Capital Gains Report

For the period: 1 July 2017 to 30 June 2018

| Investment   |                        | Accounting Treatment |               |               |                          | Tax Treatment      |                   |                   |               |                          |             |              |
|--|------------------------|----------------------|---------------|---------------|--------------------------|--------------------|-------------------|-------------------|---------------|--------------------------|-------------|--------------|
| Purchase Contract Date                                   | Disposal Contract Date | Units                | Cost          | Proceeds      | Accounting Profit/(Loss) | Adjusted Cost Base | Reduced Cost Base | Indexed Cost Base | Indexed Gains | Discounted Gains (Gross) | Other Gains | Capital Loss |
| <b>Derivatives (Options, Hybrids, Future Contracts)</b>  |                        |                      |               |               |                          |                    |                   |                   |               |                          |             |              |
| Wam Leaders Limited - Option<br>Expiring 17-Nov-2017     |                        |                      |               |               |                          |                    |                   |                   |               |                          |             |              |
| 17/05/2016   | 17/11/2017             | 10,910.00            | 0.00          | 0.00          | 0.00                     | 0.00               | 0.00              | 0.00              | 0.00          | 0.00                     | 0.00        | 0.00         |
|  |                        | <b>10,910.00</b>     | <b>0.00</b>   | <b>0.00</b>   | <b>0.00</b>              | <b>0.00</b>        | <b>0.00</b>       | <b>0.00</b>       | <b>0.00</b>   | <b>0.00</b>              | <b>0.00</b> | <b>0.00</b>  |
|  |                        | <b>10,910.00</b>     | <b>0.00</b>   | <b>0.00</b>   | <b>0.00</b>              | <b>0.00</b>        | <b>0.00</b>       | <b>0.00</b>       | <b>0.00</b>   | <b>0.00</b>              | <b>0.00</b> | <b>0.00</b>  |
| <b>Managed Investments (Australian)</b>                  |                        |                      |               |               |                          |                    |                   |                   |               |                          |             |              |
| AMP Capital Global Property<br>Securities Fund - Class A |                        |                      |               |               |                          |                    |                   |                   |               |                          |             |              |
| 30/06/2016   | 24/04/2018             | 175.10               | 144.85        | 177.64        | 32.79                    | 144.05             | 144.05            | 0.00              | 0.00          | 33.59                    | 0.00        | 0.00         |
|  |                        | 0.00                 | 0.00          | 0.00          | 0.00                     | 0.00               | 0.00              | 0.00              | 0.00          | 54.00                    | 0.00        | 0.00         |
|  |                        | <b>175.10</b>        | <b>144.85</b> | <b>177.64</b> | <b>32.79</b>             | <b>144.05</b>      | <b>144.05</b>     | <b>0.00</b>       | <b>0.00</b>   | <b>87.59</b>             | <b>0.00</b> | <b>0.00</b>  |
| Aberdeen Standard Emerging<br>Opportunity Fund           |                        |                      |               |               |                          |                    |                   |                   |               |                          |             |              |
|  |                        | 0.00                 | 0.00          | 0.00          | 0.00                     | 0.00               | 0.00              | 0.00              | 0.00          | 477.00                   | 0.00        | 0.00         |
|  |                        | <b>0.00</b>          | <b>0.00</b>   | <b>0.00</b>   | <b>0.00</b>              | <b>0.00</b>        | <b>0.00</b>       | <b>0.00</b>       | <b>0.00</b>   | <b>477.00</b>            | <b>0.00</b> | <b>0.00</b>  |
| Advance Cash Multi Blend Fund                            |                        |                      |               |               |                          |                    |                   |                   |               |                          |             |              |
| 30/06/2016   | 09/11/2017             | 135.40               | 137.87        | 138.00        | 0.13                     | 137.87             | 137.87            | 0.00              | 0.00          | 0.13                     | 0.00        | 0.00         |
| 30/06/2016   | 02/05/2018             | 186.08               | 189.48        | 189.73        | 0.25                     | 189.48             | 189.48            | 0.00              | 0.00          | 0.25                     | 0.00        | 0.00         |
|  |                        | <b>321.48</b>        | <b>327.35</b> | <b>327.73</b> | <b>0.38</b>              | <b>327.35</b>      | <b>327.35</b>     | <b>0.00</b>       | <b>0.00</b>   | <b>0.38</b>              | <b>0.00</b> | <b>0.00</b>  |
| Antipodes Wholesale Plus Global<br>Fund                  |                        |                      |               |               |                          |                    |                   |                   |               |                          |             |              |
| 11/04/2017   | 24/04/2018             | 668.42               | 767.68        | 862.80        | 95.12                    | 767.68             | 767.68            | 0.00              | 0.00          | 95.12                    | 0.00        | 0.00         |
| 04/11/2016   | 24/04/2018             | 1,330.26             | 1,385.87      | 1,717.10      | 331.24                   | 1,385.87           | 1,385.87          | 0.00              | 0.00          | 331.24                   | 0.00        | 0.00         |

# Wilton Family Superannuation Fund

## Realised Capital Gains Report

For the period: 1 July 2017 to 30 June 2018

| Investment                                       |                        | Accounting Treatment |                 |                 |                          | Tax Treatment      |                   |                   |               |                          |               |               |
|--|------------------------|----------------------|-----------------|-----------------|--------------------------|--------------------|-------------------|-------------------|---------------|--------------------------|---------------|---------------|
| Purchase Contract Date                           | Disposal Contract Date | Units                | Cost            | Proceeds        | Accounting Profit/(Loss) | Adjusted Cost Base | Reduced Cost Base | Indexed Cost Base | Indexed Gains | Discounted Gains (Gross) | Other Gains   | Capital Loss  |
| <b>Managed Investments (Australian)</b>          |                        |                      |                 |                 |                          |                    |                   |                   |               |                          |               |               |
|  |                        | 0.00                 | 0.00            | 0.00            | 0.00                     | 0.00               | 0.00              | 0.00              | 0.00          | 568.00                   | 162.00        | 0.00          |
|  |                        | <b>1,998.68</b>      | <b>2,153.55</b> | <b>2,579.90</b> | <b>426.36</b>            | <b>2,153.55</b>    | <b>2,153.55</b>   | <b>0.00</b>       | <b>0.00</b>   | <b>994.36</b>            | <b>162.00</b> | <b>0.00</b>   |
| Eley Griffiths Group Small Companies Fund        |                        |                      |                 |                 |                          |                    |                   |                   |               |                          |               |               |
| 21/04/2017                                       | 27/04/2018             | 215.39               | 444.75          | 512.61          | 67.86                    | 444.00             | 444.00            | 0.00              | 0.00          | 68.61                    | 0.00          | 0.00          |
| 14/11/2016                                       | 27/04/2018             | 345.12               | 744.45          | 821.35          | 76.90                    | 743.24             | 743.24            | 0.00              | 0.00          | 78.11                    | 0.00          | 0.00          |
| 30/06/2016                                       | 27/04/2018             | 412.28               | 806.27          | 981.19          | 174.92                   | 804.83             | 804.83            | 0.00              | 0.00          | 176.36                   | 0.00          | 0.00          |
|  |                        | 0.00                 | 0.00            | 0.00            | 0.00                     | 0.00               | 0.00              | 0.00              | 0.00          | 966.00                   | 117.00        | 0.00          |
|  |                        | <b>972.79</b>        | <b>1,995.47</b> | <b>2,315.15</b> | <b>319.68</b>            | <b>1,992.07</b>    | <b>1,992.07</b>   | <b>0.00</b>       | <b>0.00</b>   | <b>1,289.08</b>          | <b>117.00</b> | <b>0.00</b>   |
| Fidelity Wholesale Plus Australian Equities Fund |                        |                      |                 |                 |                          |                    |                   |                   |               |                          |               |               |
| 04/11/2016                                       | 24/04/2018             | 791.93               | 803.89          | 883.40          | 79.51                    | 803.00             | 803.00            | 0.00              | 0.00          | 80.40                    | 0.00          | 0.00          |
|  |                        | 0.00                 | 0.00            | 0.00            | 0.00                     | 0.00               | 0.00              | 0.00              | 0.00          | 20.00                    | 0.00          | 0.00          |
|  |                        | <b>791.93</b>        | <b>803.89</b>   | <b>883.40</b>   | <b>79.51</b>             | <b>803.00</b>      | <b>803.00</b>     | <b>0.00</b>       | <b>0.00</b>   | <b>100.40</b>            | <b>0.00</b>   | <b>0.00</b>   |
| Janus Henderson Tactical Income Fund             |                        |                      |                 |                 |                          |                    |                   |                   |               |                          |               |               |
| 30/06/2016                                       | 10/11/2017             | 8,054.33             | 8,541.95        | 8,598.00        | 56.05                    | 8,541.95           | 8,541.95          | 0.00              | 0.00          | 56.05                    | 0.00          | 0.00          |
| 20/04/2017                                       | 24/04/2018             | 64.69                | 68.67           | 68.62           | (0.05)                   | 68.67              | 68.67             | 0.00              | 0.00          | 0.00                     | 0.00          | (0.05)        |
| 30/06/2016                                       | 24/04/2018             | 149.50               | 158.55          | 158.59          | 0.04                     | 158.55             | 158.55            | 0.00              | 0.00          | 0.04                     | 0.00          | 0.00          |
|  |                        | <b>8,268.52</b>      | <b>8,769.17</b> | <b>8,825.21</b> | <b>56.04</b>             | <b>8,769.17</b>    | <b>8,769.17</b>   | <b>0.00</b>       | <b>0.00</b>   | <b>56.09</b>             | <b>0.00</b>   | <b>(0.05)</b> |
| MFS Fully Hedged Global Equity Trust             |                        |                      |                 |                 |                          |                    |                   |                   |               |                          |               |               |
|  |                        | 0.00                 | 0.00            | 0.00            | 0.00                     | 0.00               | 0.00              | 0.00              | 0.00          | 1,144.00                 | 0.00          | 0.00          |

# Wilton Family Superannuation Fund

## Realised Capital Gains Report

For the period: 1 July 2017 to 30 June 2018

| Investment   |                        | Accounting Treatment |                 |                 |                          | Tax Treatment      |                   |                   |               |                          |              |                |
|--|------------------------|----------------------|-----------------|-----------------|--------------------------|--------------------|-------------------|-------------------|---------------|--------------------------|--------------|----------------|
| Purchase Contract Date                                 | Disposal Contract Date | Units                | Cost            | Proceeds        | Accounting Profit/(Loss) | Adjusted Cost Base | Reduced Cost Base | Indexed Cost Base | Indexed Gains | Discounted Gains (Gross) | Other Gains  | Capital Loss   |
| <b>Managed Investments (Australian)</b>                |                        |                      |                 |                 |                          |                    |                   |                   |               |                          |              |                |
|  |                        | <b>0.00</b>          | <b>0.00</b>     | <b>0.00</b>     | <b>0.00</b>              | <b>0.00</b>        | <b>0.00</b>       | <b>0.00</b>       | <b>0.00</b>   | <b>1,144.00</b>          | <b>0.00</b>  | <b>0.00</b>    |
| Magellan Wholesale Plus Global Fund                    |                        |                      |                 |                 |                          |                    |                   |                   |               |                          |              |                |
| 21/04/2017   | 24/04/2018             | 618.34               | 766.62          | 859.62          | 93.00                    | 766.04             | 766.04            | 0.00              | 0.00          | 93.57                    | 0.00         | 0.00           |
| 30/06/2016   | 24/04/2018             | 1,110.84             | 1,241.62        | 1,544.28        | 302.67                   | 1,240.58           | 1,240.58          | 0.00              | 0.00          | 303.70                   | 0.00         | 0.00           |
|  |                        | 0.00                 | 0.00            | 0.00            | 0.00                     | 0.00               | 0.00              | 0.00              | 0.00          | 657.00                   | 0.00         | 0.00           |
|  |                        | <b>1,729.18</b>      | <b>2,008.24</b> | <b>2,403.90</b> | <b>395.67</b>            | <b>2,006.62</b>    | <b>2,006.62</b>   | <b>0.00</b>       | <b>0.00</b>   | <b>1,054.27</b>          | <b>0.00</b>  | <b>0.00</b>    |
| PIMCO Wholesale Plus Global Bond Fund                  |                        |                      |                 |                 |                          |                    |                   |                   |               |                          |              |                |
| 30/06/2016   | 10/11/2017             | 2,461.02             | 2,469.46        | 2,415.00        | (54.46)                  | 2,469.46           | 2,469.46          | 0.00              | 0.00          | 0.00                     | 0.00         | (54.46)        |
| 30/06/2016   | 24/04/2018             | 370.37               | 371.64          | 361.78          | (9.86)                   | 371.64             | 371.64            | 0.00              | 0.00          | 0.00                     | 0.00         | (9.86)         |
|  |                        | <b>2,831.39</b>      | <b>2,841.10</b> | <b>2,776.78</b> | <b>(64.32)</b>           | <b>2,841.10</b>    | <b>2,841.10</b>   | <b>0.00</b>       | <b>0.00</b>   | <b>0.00</b>              | <b>0.00</b>  | <b>(64.32)</b> |
| Pental Wholesale Plus Property Securities Fund         |                        |                      |                 |                 |                          |                    |                   |                   |               |                          |              |                |
|  |                        | 0.00                 | 0.00            | 0.00            | 0.00                     | 0.00               | 0.00              | 0.00              | 0.00          | 456.00                   | 0.00         | 0.00           |
|  |                        | <b>0.00</b>          | <b>0.00</b>     | <b>0.00</b>     | <b>0.00</b>              | <b>0.00</b>        | <b>0.00</b>       | <b>0.00</b>       | <b>0.00</b>   | <b>456.00</b>            | <b>0.00</b>  | <b>0.00</b>    |
| Perpetual WFI Industrial Share Fund                    |                        |                      |                 |                 |                          |                    |                   |                   |               |                          |              |                |
|  |                        | 0.00                 | 0.00            | 0.00            | 0.00                     | 0.00               | 0.00              | 0.00              | 0.00          | 552.00                   | 23.00        | 0.00           |
|  |                        | <b>0.00</b>          | <b>0.00</b>     | <b>0.00</b>     | <b>0.00</b>              | <b>0.00</b>        | <b>0.00</b>       | <b>0.00</b>       | <b>0.00</b>   | <b>552.00</b>            | <b>23.00</b> | <b>0.00</b>    |
| RARE Infrastrctre Wholesale Plus Value Fund - Unhedged |                        |                      |                 |                 |                          |                    |                   |                   |               |                          |              |                |
|  |                        | 0.00                 | 0.00            | 0.00            | 0.00                     | 0.00               | 0.00              | 0.00              | 0.00          | 239.00                   | 0.00         | 0.00           |



# Wilton Family Superannuation Fund

## Realised Capital Gains Report

For the period: 1 July 2017 to 30 June 2018

| Investment                              |                        | Accounting Treatment |                 |                 |                          | Tax Treatment      |                   |                   |               |                          |             |                |
|---|------------------------|----------------------|-----------------|-----------------|--------------------------|--------------------|-------------------|-------------------|---------------|--------------------------|-------------|----------------|
| Purchase Contract Date                  | Disposal Contract Date | Units                | Cost            | Proceeds        | Accounting Profit/(Loss) | Adjusted Cost Base | Reduced Cost Base | Indexed Cost Base | Indexed Gains | Discounted Gains (Gross) | Other Gains | Capital Loss   |
| <b>Managed Investments (Australian)</b> |                        |                      |                 |                 |                          |                    |                   |                   |               |                          |             |                |
|   |                        | <b>0.00</b>          | <b>0.00</b>     | <b>0.00</b>     | <b>0.00</b>              | <b>0.00</b>        | <b>0.00</b>       | <b>0.00</b>       | <b>0.00</b>   | <b>239.00</b>            | <b>0.00</b> | <b>0.00</b>    |
| T. Rowe Price Dynamic Global Bond Fund  |                        |                      |                 |                 |                          |                    |                   |                   |               |                          |             |                |
| 11/04/2017                              | 09/11/2017             | 2,062.97             | 2,164.26        | 2,140.95        | (23.31)                  | 2,164.26           | 2,164.26          | 0.00              | 0.00          | 0.00                     | 0.00        | (23.31)        |
| 30/06/2016                              | 09/11/2017             | 161.93               | 169.11          | 168.05          | (1.06)                   | 169.11             | 169.11            | 0.00              | 0.00          | 0.00                     | 0.00        | (1.06)         |
| 30/06/2016                              | 24/04/2018             | 359.11               | 375.03          | 372.54          | (2.49)                   | 375.03             | 375.03            | 0.00              | 0.00          | 0.00                     | 0.00        | (2.49)         |
|   |                        | <b>2,584.01</b>      | <b>2,708.40</b> | <b>2,681.54</b> | <b>(26.86)</b>           | <b>2,708.40</b>    | <b>2,708.40</b>   | <b>0.00</b>       | <b>0.00</b>   | <b>0.00</b>              | <b>0.00</b> | <b>(26.86)</b> |
| The Montgomery Fund                     |                        |                      |                 |                 |                          |                    |                   |                   |               |                          |             |                |
| 30/06/2016                              | 26/04/2018             | 779.09               | 1,116.32        | 1,123.06        | 6.74                     | 1,116.32           | 1,116.32          | 0.00              | 0.00          | 6.74                     | 0.00        | 0.00           |
|   |                        | 0.00                 | 0.00            | 0.00            | 0.00                     | 0.00               | 0.00              | 0.00              | 0.00          | 1,005.00                 | 0.00        | 0.00           |
|   |                        | <b>779.09</b>        | <b>1,116.32</b> | <b>1,123.06</b> | <b>6.74</b>              | <b>1,116.32</b>    | <b>1,116.32</b>   | <b>0.00</b>       | <b>0.00</b>   | <b>1,011.74</b>          | <b>0.00</b> | <b>0.00</b>    |
| UBS Wholesale Plus Australian Bond Fund |                        |                      |                 |                 |                          |                    |                   |                   |               |                          |             |                |
| 14/11/2016                              | 10/11/2017             | 4,261.07             | 4,230.39        | 4,224.00        | (6.39)                   | 4,230.39           | 4,230.39          | 0.00              | 0.00          | 0.00                     | 0.00        | (6.39)         |
| 14/11/2016                              | 24/04/2018             | 315.84               | 313.56          | 310.12          | (3.44)                   | 313.56             | 313.56            | 0.00              | 0.00          | 0.00                     | 0.00        | (3.44)         |
|   |                        | <b>4,576.91</b>      | <b>4,543.95</b> | <b>4,534.12</b> | <b>(9.83)</b>            | <b>4,543.95</b>    | <b>4,543.95</b>   | <b>0.00</b>       | <b>0.00</b>   | <b>0.00</b>              | <b>0.00</b> | <b>(9.83)</b>  |
| Winton Global Alpha Fund                |                        |                      |                 |                 |                          |                    |                   |                   |               |                          |             |                |
| 30/06/2016                              | 26/04/2018             | 1,259.78             | 1,492.27        | 1,519.93        | 27.66                    | 1,492.27           | 1,492.27          | 0.00              | 0.00          | 27.66                    | 0.00        | 0.00           |
|   |                        | <b>1,259.78</b>      | <b>1,492.27</b> | <b>1,519.93</b> | <b>27.66</b>             | <b>1,492.27</b>    | <b>1,492.27</b>   | <b>0.00</b>       | <b>0.00</b>   | <b>27.66</b>             | <b>0.00</b> | <b>0.00</b>    |
| Zurich Global Thematic Share Fund       |                        |                      |                 |                 |                          |                    |                   |                   |               |                          |             |                |
| 21/04/2017                              | 26/04/2018             | 558.93               | 846.11          | 549.76          | (296.35)                 | 853.94             | 853.94            | 0.00              | 0.00          | 0.00                     | 0.00        | (304.17)       |

**Wilton Family Superannuation Fund**  
**Realised Capital Gains Report**

For the period: 1 July 2017 to 30 June 2018

| Investment                              |                        | Accounting Treatment |                  |                  |                          | Tax Treatment      |                   |                   |               |                          |               |                   |
|---|------------------------|----------------------|------------------|------------------|--------------------------|--------------------|-------------------|-------------------|---------------|--------------------------|---------------|-------------------|
| Purchase Contract Date                  | Disposal Contract Date | Units                | Cost             | Proceeds         | Accounting Profit/(Loss) | Adjusted Cost Base | Reduced Cost Base | Indexed Cost Base | Indexed Gains | Discounted Gains (Gross) | Other Gains   | Capital Loss      |
| <b>Managed Investments (Australian)</b> |                        |                      |                  |                  |                          |                    |                   |                   |               |                          |               |                   |
| 14/11/2016                              | 26/04/2018             | 893.13               | 1,250.83         | 878.48           | (372.35)                 | 1,263.34           | 1,263.34          | 0.00              | 0.00          | 0.00                     | 0.00          | (384.86)          |
| 30/06/2016                              | 26/04/2018             | 8,186.33             | 12,969.00        | 8,052.08         | (4,916.92)               | 13,083.66          | 13,083.66         | 0.00              | 0.00          | 0.00                     | 0.00          | (5,031.58)        |
|   |                        | 0.00                 | 0.00             | 0.00             | 0.00                     | 0.00               | 0.00              | 0.00              | 0.00          | 162.00                   | 0.00          | 0.00              |
|   |                        | <b>9,638.39</b>      | <b>15,065.94</b> | <b>9,480.32</b>  | <b>(5,585.62)</b>        | <b>15,200.94</b>   | <b>15,200.94</b>  | <b>0.00</b>       | <b>0.00</b>   | <b>162.00</b>            | <b>0.00</b>   | <b>(5,720.61)</b> |
|   |                        | <b>35,927.27</b>     | <b>43,970.50</b> | <b>39,628.68</b> | <b>(4,341.80)</b>        | <b>44,098.79</b>   | <b>44,098.79</b>  | <b>0.00</b>       | <b>0.00</b>   | <b>7,651.57</b>          | <b>302.00</b> | <b>(5,821.67)</b> |
|   |                        | <b>46,837.27</b>     | <b>43,970.50</b> | <b>39,628.68</b> | <b>(4,341.80)</b>        | <b>44,098.79</b>   | <b>44,098.79</b>  | <b>0.00</b>       | <b>0.00</b>   | <b>7,651.57</b>          | <b>302.00</b> | <b>(5,821.67)</b> |

# Members Statement

Noela Mary Wilton  
 11 Rise Place  
 UPPER KEDRON, Queensland, 4055, Australia

### Your Details

Date of Birth : 03/03/1946  
 Age: 72  
 Tax File Number: 483915219  
 Date Joined Fund: 08/02/1999  
 Service Period Start Date: 08/02/1999  
 Date Left Fund:  
 Member Code: WILNOE00015P  
 Account Start Date: 01/07/2010  
 Account Phase: Retirement Phase  
 Account Description: ABP 1

Nominated Beneficiaries N/A  
 Vested Benefits 333,218.46  
 Total Death Benefit 333,218.46  
 Current Salary 0.00  
 Previous Salary 0.00  
 Disability Benefit 0.00

### Your Balance

Total Benefits 333,218.46

Preservation Components

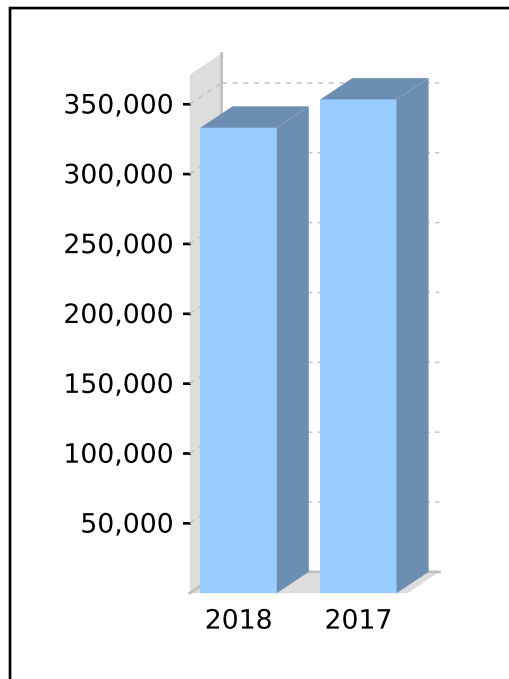
Preserved

Unrestricted Non Preserved 333,218.46  
 Restricted Non Preserved

Tax Components

Tax Free (45.87%) 152,855.36  
 Taxable 180,363.10

Investment Earnings Rate 0.39%



### Your Detailed Account Summary

|  | This Year  | Last Year  |
|--|------------|------------|
| Opening balance at 01/07/2017                        | 353,440.76 | 347,746.27 |
| <u>Increases to Member account during the period</u> |            |            |
| Employer Contributions                               |            |            |
| Personal Contributions (Concessional)                |            |            |
| Personal Contributions (Non Concessional)            |            |            |
| Government Co-Contributions                          |            |            |
| Other Contributions                                  |            |            |
| Proceeds of Insurance Policies                       |            |            |
| Transfers In   |            |            |
| Net Earnings   | 1,357.70   | 23,486.49  |
| Internal Transfer In                                 |            |            |
| <u>Decreases to Member account during the period</u> |            |            |
| Pensions Paid  | 21,580.00  | 17,792.00  |
| Contributions Tax                                    |            |            |
| Income Tax   |            |            |
| No TFN Excess Contributions Tax                      |            |            |
| Excess Contributions Tax                             |            |            |
| Refund Excess Contributions                          |            |            |
| Division 293 Tax                                     |            |            |
| Insurance Policy Premiums Paid                       |            |            |
| Management Fees                                      |            |            |
| Member Expenses                                      |            |            |
| Benefits Paid/Transfers Out                          |            |            |
| Superannuation Surcharge Tax                         |            |            |
| Internal Transfer Out                                |            |            |
| Closing balance at 30/06/2018                        | 333,218.46 | 353,440.76 |

# Members Statement

---

## Trustee's Disclaimer

This statement has been prepared by the Trustee for the member whose name appears at the top of this statement. Every effort has been made by the Trustee to ensure the accuracy and completeness of this Statement. The Trustee does not accept any liability for any error, omission or misprint. All amounts shown in relation to benefits do not take into account any amounts which may be withheld to satisfy the requirements imposed by the Income Tax Assessment Act 1936.

Signed by all the trustees of the fund

---

Noela Mary Wilton  
Trustee

---

William Peter Wilton  
Trustee

# Members Statement

Noela Mary Wilton  
 11 Rise Place  
 UPPER KEDRON, Queensland, 4055, Australia

### Your Details

Date of Birth : 03/03/1946  
 Age: 72  
 Tax File Number: 483915219  
 Date Joined Fund: 08/02/1999  
 Service Period Start Date: 08/02/1999  
 Date Left Fund:  
 Member Code: WILNOE00016P  
 Account Start Date 01/07/2011  
 Account Phase: Retirement Phase  
 Account Description: ABP 2

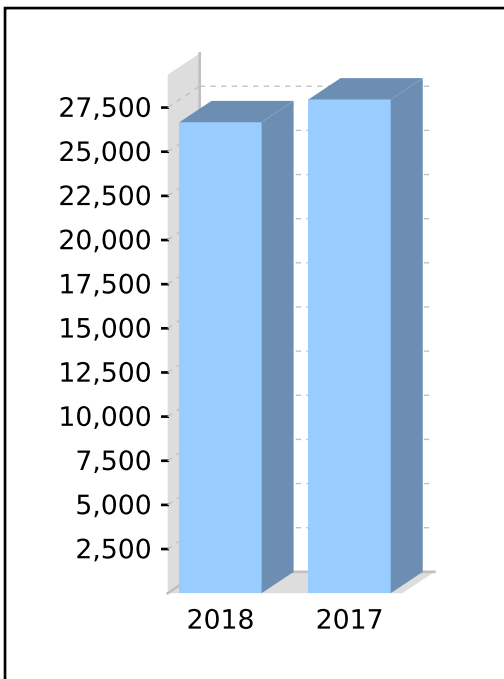
Nominated Beneficiaries N/A  
 Vested Benefits 26,670.31  
 Total Death Benefit 26,670.31  
 Current Salary 0.00  
 Previous Salary 0.00  
 Disability Benefit 0.00

### Your Balance

Total Benefits 26,670.31

Preservation Components  
 Preserved  
 Unrestricted Non Preserved 26,670.31  
 Restricted Non Preserved

Tax Components  
 Tax Free (96.97%) 25,861.12  
 Taxable 809.19  
 Investment Earnings Rate 0.39%



### Your Detailed Account Summary

|  | This Year | Last Year |
|--|-----------|-----------|
| Opening balance at 01/07/2017                        | 27,960.42 | 27,522.00 |
| <u>Increases to Member account during the period</u> |           |           |
| Employer Contributions                               |           |           |
| Personal Contributions (Concessional)                |           |           |
| Personal Contributions (Non Concessional)            |           |           |
| Government Co-Contributions                          |           |           |
| Other Contributions                                  |           |           |
| Proceeds of Insurance Policies                       |           |           |
| Transfers In   |           |           |
| Net Earnings   | 109.89    | 1,818.42  |
| Internal Transfer In                                 |           |           |
| <u>Decreases to Member account during the period</u> |           |           |
| Pensions Paid  | 1,400.00  | 1,380.00  |
| Contributions Tax                                    |           |           |
| Income Tax   |           |           |
| No TFN Excess Contributions Tax                      |           |           |
| Excess Contributions Tax                             |           |           |
| Refund Excess Contributions                          |           |           |
| Division 293 Tax                                     |           |           |
| Insurance Policy Premiums Paid                       |           |           |
| Management Fees                                      |           |           |
| Member Expenses                                      |           |           |
| Benefits Paid/Transfers Out                          |           |           |
| Superannuation Surcharge Tax                         |           |           |
| Internal Transfer Out                                |           |           |
| Closing balance at 30/06/2018                        | 26,670.31 | 27,960.42 |

# Members Statement

---

## Trustee's Disclaimer

This statement has been prepared by the Trustee for the member whose name appears at the top of this statement. Every effort has been made by the Trustee to ensure the accuracy and completeness of this Statement. The Trustee does not accept any liability for any error, omission or misprint. All amounts shown in relation to benefits do not take into account any amounts which may be withheld to satisfy the requirements imposed by the Income Tax Assessment Act 1936.

Signed by all the trustees of the fund

---

Noela Mary Wilton  
Trustee

---

William Peter Wilton  
Trustee

# Members Statement

Noela Mary Wilton  
 11 Rise Place  
 UPPER KEDRON, Queensland, 4055, Australia

### Your Details

Date of Birth : 03/03/1946  
 Age: 72  
 Tax File Number: 483915219  
 Date Joined Fund: 08/02/1999  
 Service Period Start Date:  
 Date Left Fund:  
 Member Code: WILNOE00018A  
 Account Start Date 08/02/1999  
 Account Phase: Accumulation Phase  
 Account Description: Accumulation

Nominated Beneficiaries N/A  
 Vested Benefits

### Your Balance


#### Total Benefits

Preservation Components

Preserved  
 Unrestricted Non Preserved  
 Restricted Non Preserved

Tax Components

Tax Free  
 Taxable  
 Investment Earnings Rate 0%



### Your Detailed Account Summary

|  | This Year | Last Year |
|--|-----------|-----------|
| Opening balance at 01/07/2017                        |           |           |
| <u>Increases to Member account during the period</u> |           |           |
| Employer Contributions                               |           |           |
| Personal Contributions (Concessional)                |           |           |
| Personal Contributions (Non Concessional)            |           |           |
| Government Co-Contributions                          |           |           |
| Other Contributions                                  |           |           |
| Proceeds of Insurance Policies                       |           |           |
| Transfers In   |           |           |
| Net Earnings   |           |           |
| Internal Transfer In                                 |           |           |
| <u>Decreases to Member account during the period</u> |           |           |
| Pensions Paid  |           |           |
| Contributions Tax                                    |           |           |
| Income Tax   |           |           |
| No TFN Excess Contributions Tax                      |           |           |
| Excess Contributions Tax                             |           |           |
| Refund Excess Contributions                          |           |           |
| Division 293 Tax                                     |           |           |
| Insurance Policy Premiums Paid                       |           |           |
| Management Fees                                      |           |           |
| Member Expenses                                      |           |           |
| Benefits Paid/Transfers Out                          |           |           |
| Superannuation Surcharge Tax                         |           |           |
| Internal Transfer Out                                |           |           |
| Closing balance at 30/06/2018                        | 0.00      | 0.00      |

# Members Statement

---

## Trustee's Disclaimer

This statement has been prepared by the Trustee for the member whose name appears at the top of this statement. Every effort has been made by the Trustee to ensure the accuracy and completeness of this Statement. The Trustee does not accept any liability for any error, omission or misprint. All amounts shown in relation to benefits do not take into account any amounts which may be withheld to satisfy the requirements imposed by the Income Tax Assessment Act 1936.

Signed by all the trustees of the fund

---

Noela Mary Wilton  
Trustee

---

William Peter Wilton  
Trustee



# Members Statement

William Peter Wilton  
 11 Rise Place  
 UPPER KEDRON, Queensland, 4055, Australia

**Your Details**

Date of Birth : 06/06/1943  
 Age: 75  
 Tax File Number: 478871308  
 Date Joined Fund: 08/02/1999  
 Service Period Start Date: 08/02/1999  
 Date Left Fund:  
 Member Code: WILWIL00007P  
 Account Start Date 01/07/2010  
 Account Phase: Retirement Phase  
 Account Description: ABP 1

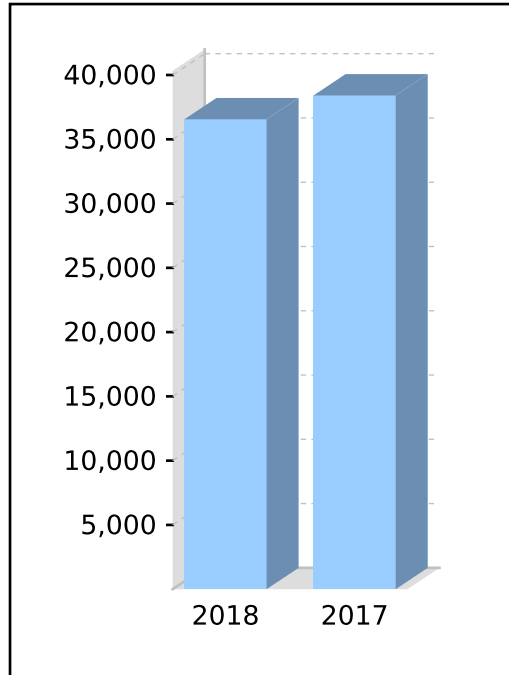
Nominated Beneficiaries N/A  
 Vested Benefits 36,555.36  
 Total Death Benefit 36,555.36  
 Current Salary 0.00  
 Previous Salary 0.00  
 Disability Benefit 0.00

**Your Balance**

Total Benefits 36,555.36

Preservation Components  
 Preserved  
 Unrestricted Non Preserved 36,555.36  
 Restricted Non Preserved

Tax Components  
 Tax Free (11.10%) 4,056.62  
 Taxable 32,498.74  
 Investment Earnings Rate 0.39%



**Your Detailed Account Summary**

|  | This Year | Last Year |
|--|-----------|-----------|
| Opening balance at 01/07/2017                        | 38,411.63 | 37,802.00 |
| <u>Increases to Member account during the period</u> |           |           |
| Employer Contributions                               |           |           |
| Personal Contributions (Concessional)                |           |           |
| Personal Contributions (Non Concessional)            |           |           |
| Government Co-Contributions                          |           |           |
| Other Contributions                                  |           |           |
| Proceeds of Insurance Policies                       |           |           |
| Transfers In   |           |           |
| Net Earnings   | 143.73    | 2,499.63  |
| Internal Transfer In                                 |           |           |
| <u>Decreases to Member account during the period</u> |           |           |
| Pensions Paid  | 2,000.00  | 1,890.00  |
| Contributions Tax                                    |           |           |
| Income Tax   |           |           |
| No TFN Excess Contributions Tax                      |           |           |
| Excess Contributions Tax                             |           |           |
| Refund Excess Contributions                          |           |           |
| Division 293 Tax                                     |           |           |
| Insurance Policy Premiums Paid                       |           |           |
| Management Fees                                      |           |           |
| Member Expenses                                      |           |           |
| Benefits Paid/Transfers Out                          |           |           |
| Superannuation Surcharge Tax                         |           |           |
| Internal Transfer Out                                |           |           |
| Closing balance at 30/06/2018                        | 36,555.36 | 38,411.63 |

# Members Statement

---

## Trustee's Disclaimer

This statement has been prepared by the Trustee for the member whose name appears at the top of this statement. Every effort has been made by the Trustee to ensure the accuracy and completeness of this Statement. The Trustee does not accept any liability for any error, omission or misprint. All amounts shown in relation to benefits do not take into account any amounts which may be withheld to satisfy the requirements imposed by the Income Tax Assessment Act 1936.

Signed by all the trustees of the fund

---

Noela Mary Wilton  
Trustee

---

William Peter Wilton  
Trustee

# Members Statement

William Peter Wilton  
 11 Rise Place  
 UPPER KEDRON, Queensland, 4055, Australia

### Your Details

Date of Birth : 06/06/1943  
 Age: 75  
 Tax File Number: 478871308  
 Date Joined Fund: 08/02/1999  
 Service Period Start Date:  
 Date Left Fund:  
 Member Code: WILWIL00009A  
 Account Start Date 08/02/1999  
 Account Phase: Accumulation Phase  
 Account Description: Accumulation

Nominated Beneficiaries N/A  
 Vested Benefits

### Your Balance


#### Total Benefits

Preservation Components

Preserved  
 Unrestricted Non Preserved  
 Restricted Non Preserved

Tax Components

Tax Free  
 Taxable  
 Investment Earnings Rate 0%



### Your Detailed Account Summary

|  | This Year | Last Year |
|--|-----------|-----------|
| Opening balance at 01/07/2017                        |           |           |
| <u>Increases to Member account during the period</u> |           |           |
| Employer Contributions                               |           |           |
| Personal Contributions (Concessional)                |           |           |
| Personal Contributions (Non Concessional)            |           |           |
| Government Co-Contributions                          |           |           |
| Other Contributions                                  |           |           |
| Proceeds of Insurance Policies                       |           |           |
| Transfers In   |           |           |
| Net Earnings   |           |           |
| Internal Transfer In                                 |           |           |
| <u>Decreases to Member account during the period</u> |           |           |
| Pensions Paid  |           |           |
| Contributions Tax                                    |           |           |
| Income Tax   |           |           |
| No TFN Excess Contributions Tax                      |           |           |
| Excess Contributions Tax                             |           |           |
| Refund Excess Contributions                          |           |           |
| Division 293 Tax                                     |           |           |
| Insurance Policy Premiums Paid                       |           |           |
| Management Fees                                      |           |           |
| Member Expenses                                      |           |           |
| Benefits Paid/Transfers Out                          |           |           |
| Superannuation Surcharge Tax                         |           |           |
| Internal Transfer Out                                |           |           |
| Closing balance at 30/06/2018                        | 0.00      | 0.00      |

# Members Statement

---

## Trustee's Disclaimer

This statement has been prepared by the Trustee for the member whose name appears at the top of this statement. Every effort has been made by the Trustee to ensure the accuracy and completeness of this Statement. The Trustee does not accept any liability for any error, omission or misprint. All amounts shown in relation to benefits do not take into account any amounts which may be withheld to satisfy the requirements imposed by the Income Tax Assessment Act 1936.

Signed by all the trustees of the fund

---

Noela Mary Wilton  
Trustee

---

William Peter Wilton  
Trustee

# Self-managed superannuation fund annual return

# 2018

## Who should complete this annual return?

Only self-managed superannuation funds (SMSFs) can complete this annual return. All other funds must complete the *Fund income tax return 2018* (NAT 71287).

- ❗ The *Self-managed superannuation fund annual return instructions 2018* (NAT 71606) (the instructions) can assist you to complete this annual return.

## To complete this annual return

- Print clearly, using a BLACK pen only.
- Use BLOCK LETTERS and print one character per box.

§ M / T # § T

- Place  in ALL applicable boxes.

## Section A: Fund information

➔ To assist processing, write the fund's TFN at the top of pages 3, 5 and 7.

### 1 Tax file number (TFN)

- ❗ The ATO is authorised by law to request your TFN. You are not obliged to quote your TFN but not quoting it could increase the chance of delay or error in processing your annual return. See the Privacy note in the Declaration.

### 2 Name of self-managed superannuation fund (SMSF)

### 3 Australian business number (ABN) (if applicable)

### 4 Current postal address

Suburb/town

State/territory

Postcode

### 5 Annual return status

Is this an amendment to the SMSF's 2018 return? **A** No Yes

Is this the first required return for a newly registered SMSF? **B** No Yes

## 6 SMSF auditor

Auditor's name

Title: Mr Mrs Miss Ms Other

Family name

First given name

Other given names

SMSF Auditor Number

Auditor's phone number

Postal address

Suburb/town

State/territory

Postcode

Date audit was completed **A**      Day / Month / Year

Was Part B of the audit report qualified?      **B** No      Yes

If the audit report was qualified, have the reported compliance issues been rectified?      **C** No      Yes

---

## 7 Electronic funds transfer (EFT)

We need your self-managed super fund's financial institution details to pay any super payments and tax refunds owing to you.

### A Financial institution details for super payments and tax refunds

You must provide the financial institution details of your fund's nominated super account. If you would like your fund's tax refunds paid to a different account, you can provide additional financial institution details at **B**.

Fund BSB number (must be six digits)

Fund account number

Fund account name (for example, J&Q Citizen ATF J&Q Family SF)

### B Financial institution details for tax refunds only

If you would like your fund's tax refunds paid to a different account, provide additional financial institution details. Tax refunds cannot be paid to a trustee's personal account. (See relevant instructions.)

BSB number (must be six digits)

Account number

Account name (for example, J&Q Citizen ATF J&Q Family SF)

### C Electronic service address alias

We will use your electronic service address alias to communicate with your fund about ATO super payments.

**8 Status of SMSF** Australian superannuation fund **A** No Yes Fund benefit structure **B** Code  
Does the fund trust deed allow acceptance of the Government's Super Co-contribution and Low Income Super Contribution? **C** No Yes

**9 Was the fund wound up during the income year?**  
No Yes If yes, provide the date on which the fund was wound up Day / Month / Year Have all tax lodgment and payment obligations been met? No Yes

**10 Exempt current pension income**

Did the fund pay retirement phase superannuation income stream benefits to one or more members in the income year?

To claim a tax exemption for current pension income, you must pay at least the minimum benefit payment under the law. Record exempt current pension income at Label **A**.

**No** Go to Section B: Income.

**Yes** Exempt current pension income amount **A** \$

Which method did you use to calculate your exempt current pension income?

Segregated assets method **B**

Unsegregated assets method **C** Was an actuarial certificate obtained? **D** Yes

Did the fund have any other income that was assessable?

**E** Yes Go to Section B: Income.

**No** Choosing 'No' means that you do not have any assessable income, including no-TFN quoted contributions. Go to Section C: Deductions and non-deductible expenses. (Do **not** complete Section B: Income.)

If you are entitled to claim any tax offsets, you can list these at Section D: Income tax calculation statement.

## Section B: Income

Do not complete this section if all superannuation interests in the SMSF were supporting superannuation income streams in the retirement phase for the **entire year**, there was **no** other income that was assessable, and you **have not** realised a deferred notional gain. If you are entitled to claim any tax offsets, you can record these at Section D: Income tax calculation statement.

### 11 Income

Did you have a capital gains tax (CGT) event during the year? **G** No Yes

If the total capital loss or total capital gain is greater than \$10,000 or you elected to use the CGT relief in 2017 and the deferred notional gain has been realised, complete and attach a *Capital gains tax (CGT) schedule 2018*.

Have you applied an exemption or rollover? **M** No Yes

Code

Net capital gain **A** \$

Gross rent and other leasing and hiring income **B** \$

Gross interest **C** \$

Forestry managed investment scheme income **X** \$

|                      |                    |             |
|----------------------|--------------------|-------------|
| Gross foreign income |                    | Loss        |
| <b>D1</b> \$         | Net foreign income | <b>D</b> \$ |

Australian franking credits from a New Zealand company **E** \$

Transfers from foreign funds **F** \$

Number

Gross payments where ABN not quoted **H** \$

Gross distribution from partnerships **I** \$

Loss

\*Unfranked dividend amount **J** \$

\*Franked dividend amount **K** \$

\*Dividend franking credit **L** \$

\*Gross trust distributions **M** \$

Code

#### Calculation of assessable contributions

Assessable employer contributions

**R1** \$

plus Assessable personal contributions

**R2** \$

plus \*\*No-TFN-quoted contributions

**R3** \$

(an amount must be included even if it is zero)

less Transfer of liability to life insurance company or PST

**R6** \$

**Assessable contributions** **R** \$  
(**R1** plus **R2** plus **R3** less **R6**)

#### Calculation of non-arm's length income

\*Net non-arm's length private company dividends

**U1** \$

plus \*Net non-arm's length trust distributions

**U2** \$

plus \*Net other non-arm's length income

**U3** \$

\*Other income **S** \$

\*Assessable income due to changed tax status of fund **T** \$

**Net non-arm's length income** **U** \$  
(subject to 45% tax rate)  
(**U1** plus **U2** plus **U3**)

Code

\*This is a mandatory label.

\*If an amount is entered at this label, check the instructions to ensure the correct tax treatment has been applied.

**GROSS INCOME** **W** \$  
(Sum of labels **A** to **U**)

Loss

Exempt current pension income **Y** \$

**TOTAL ASSESSABLE INCOME** **V** \$  
(**W** less **Y**)

Loss



## Section C: Deductions and non-deductible expenses

### 12 Deductions and non-deductible expenses

- Under 'Deductions' list all expenses and allowances you are entitled to claim a deduction for. Under 'Non-deductible expenses', list all other expenses or normally allowable deductions that you cannot claim as a deduction (for example, all expenses related to exempt current pension income should be recorded in the 'Non-deductible expenses' column).

|  | DEDUCTIONS   |      | NON-DEDUCTIBLE EXPENSES  |      |
|--|--|------|--|------|
| Interest expenses within Australia         | <b>A1 \$</b>   |      | <b>A2 \$</b>   |      |
| Interest expenses overseas                 | <b>B1 \$</b>   |      | <b>B2 \$</b>   |      |
| Capital works expenditure                  | <b>D1 \$</b>   |      | <b>D2 \$</b>   |      |
| Decline in value of depreciating assets    | <b>E1 \$</b>   |      | <b>E2 \$</b>   |      |
| Insurance premiums – members               | <b>F1 \$</b>   |      | <b>F2 \$</b>   |      |
| Death benefit increase                     | <b>G1 \$</b>   |      |  |      |
| SMSF auditor fee                           | <b>H1 \$</b>   |      | <b>H2 \$</b>   |      |
| Investment expenses                        | <b>I1 \$</b>   |      | <b>I2 \$</b>   |      |
| Management and administration expenses     | <b>J1 \$</b>   |      | <b>J2 \$</b>   |      |
| Forestry managed investment scheme expense | <b>U1 \$</b>   |      | <b>U2 \$</b>   |      |
| Other amounts                              | <b>L1 \$</b>   | Code | <b>L2 \$</b>   | Code |
| Tax losses deducted                        | <b>M1 \$</b>   |      |  |      |
|  | <b>TOTAL DEDUCTIONS</b><br><b>N \$</b><br>(Total <b>A1</b> to <b>M1</b> )  |      | <b>TOTAL NON-DEDUCTIBLE EXPENSES</b><br><b>Y \$</b><br>(Total <b>A2</b> to <b>L2</b> ) |      |
|  | <b>#TAXABLE INCOME OR LOSS</b><br><b>O \$</b><br>( <b>TOTAL ASSESSABLE INCOME</b> less <b>TOTAL DEDUCTIONS</b> ) | Loss | <b>TOTAL SMSF EXPENSES</b><br><b>Z \$</b><br>( <b>N</b> plus <b>Y</b> )                |      |

#This is a mandatory label.

## Section D: Income tax calculation statement

### #Important:

Section B label **R3**, Section C label **O** and Section D labels **A, T1, J, T5** and **I** are mandatory. If you leave these labels blank, you will have specified a zero amount.

### 13 Calculation statement

Please refer to the *Self-managed superannuation fund annual return instructions 2018* on how to complete the calculation statement.

#Taxable income **A \$**  
*(an amount must be included even if it is zero)*

#Tax on taxable income **T1 \$**  
*(an amount must be included even if it is zero)*

#Tax on no-TFN-quoted contributions **J \$**  
*(an amount must be included even if it is zero)*

Gross tax **B \$**

*(T1 plus J)*

|   |   |
|---|---|
| Foreign income tax offset<br><b>C1 \$</b> |   |
| Rebates and tax offsets<br><b>C2 \$</b>   | Non-refundable non-carry forward tax offsets<br><b>C \$</b> |
|   | <i>(C1 plus C2)</i>   |

SUBTOTAL 1

**T2 \$**

*(B less C – cannot be less than zero)*

|   |   |
|---|---|
| Early stage venture capital limited partnership tax offset<br><b>D1 \$</b>                                    |   |
| Early stage venture capital limited partnership tax offset carried forward from previous year<br><b>D2 \$</b> | Non-refundable carry forward tax offsets<br><b>D \$</b> |
| Early stage investor tax offset<br><b>D3 \$</b>   | <i>(D1 plus D2 plus D3 plus D4)</i>                     |
| Early stage investor tax offset carried forward from previous year<br><b>D4 \$</b>                            |   |

SUBTOTAL 2

**T3 \$**

*(T2 less D – cannot be less than zero)*

|   |                                       |
|---|---------------------------------------|
| Complying fund's franking credits tax offset<br><b>E1 \$</b>    |                                       |
| No-TFN tax offset<br><b>E2 \$</b>                               |                                       |
| National rental affordability scheme tax offset<br><b>E3 \$</b> | Refundable tax offsets<br><b>E \$</b> |
| Exploration credit tax offset<br><b>E4 \$</b>                   | <i>(E1 plus E2 plus E3 plus E4)</i>   |

#TAX PAYABLE **T5 \$**

*(T3 less E – cannot be less than zero)*

Section 102AAM interest charge

**G \$**

|  |   |
|--|---|
| Credit for interest on early payments – amount of interest                       |   |
| <b>H1 \$</b>   |   |
| Credit for tax withheld – foreign resident withholding (excluding capital gains) |   |
| <b>H2 \$</b>   |   |
| Credit for tax withheld – where ABN or TFN not quoted (non-individual)           |   |
| <b>H3 \$</b>   |   |
| Credit for TFN amounts withheld from payments from closely held trusts           |   |
| <b>H5 \$</b>   |   |
| Credit for interest on no-TFN tax offset   |   |
| <b>H6 \$</b>   |   |
| Credit for foreign resident capital gains withholding amounts                    |   |
| <b>H8 \$</b>   |   |
|  | <b>Eligible credits</b>                             |
|  | <b>H \$</b>   |
|  | <i>(H1 plus H2 plus H3 plus H5 plus H6 plus H8)</i> |

|   |             |   |
|---|-------------|---|
| <b>#Tax offset refunds</b><br>(Remainder of refundable tax offsets) | <b>I \$</b> | <i>(unused amount from label E – an amount must be included even if it is zero)</i> |
|---|-------------|---|

PAYG instalments raised

**K \$**

Supervisory levy

**L \$**

Supervisory levy adjustment for wound up funds

**M \$**

Supervisory levy adjustment for new funds

**N \$**

|   |             |  |
|---|-------------|--|
| <b>AMOUNT DUE OR REFUNDABLE</b><br>A positive amount at <b>S</b> is what you owe, while a negative amount is refundable to you. | <b>S \$</b> | <i>(T5 plus G less H less I less K plus L less M plus N)</i> |
|---|-------------|--|

#This is a mandatory label.

## Section E: Losses

### 14 Losses

**!** If total loss is greater than \$100,000, complete and attach a *Losses schedule 2018*.

Tax losses carried forward to later income years **U \$**  
Net capital losses carried forward to later income years **V \$**

## Section F: Member information

### MEMBER 1

Title: Mr Mrs Miss Ms Other

Family name

First given name

Other given names

### Member's TFN

See the Privacy note in the Declaration.

Date of birth Day / Month / Year

### Contributions

Refer to instructions for completing these labels.

OPENING ACCOUNT BALANCE \$

Employer contributions **A** \$  
 ABN of principal employer **A1**  
 Personal contributions **B** \$  
 CGT small business retirement exemption **C** \$  
 CGT small business 15-year exemption amount **D** \$  
 Personal injury election **E** \$  
 Spouse and child contributions **F** \$  
 Other third party contributions **G** \$  
 Assessable foreign superannuation fund amount **I** \$  
 Non-assessable foreign superannuation fund amount **J** \$  
 Transfer from reserve: assessable amount **K** \$  
 Transfer from reserve: non-assessable amount **L** \$  
 Contributions from non-complying funds and previously non-complying funds **T** \$  
 Any other contributions (including Super Co-contributions and Low Income Super Contributions) **M** \$

**TOTAL CONTRIBUTIONS N** \$

### Other transactions

Accumulation phase account balance **S1** \$  
 Retirement phase account balance – Non CDBIS **S2** \$  
 Retirement phase account balance – CDBIS **S3** \$

Allocated earnings or losses **O** \$  
 Inward rollovers and transfers **P** \$  
 Outward rollovers and transfers **Q** \$  
 Lump Sum payment **R1** \$  
 Income stream payment **R2** \$

Loss

Code

Code

TRIS Count

**CLOSING ACCOUNT BALANCE S** \$

(S1 plus S2 plus S3)

Accumulation phase value **X1** \$

Retirement phase value **X2** \$

**MEMBER 2**

Title: Mr Mrs Miss Ms Other

Family name

First given name

Other given names

**Member's TFN**

See the Privacy note in the Declaration.

Date of birth Day / Month / Year

**Contributions**

Refer to instructions for completing these labels.

OPENING ACCOUNT BALANCE \$

- Employer contributions **A \$**
- ABN of principal employer **A1**
- Personal contributions **B \$**
- CGT small business retirement exemption **C \$**
- CGT small business 15-year exemption amount **D \$**
- Personal injury election **E \$**
- Spouse and child contributions **F \$**
- Other third party contributions **G \$**
- Assessable foreign superannuation fund amount **I \$**
- Non-assessable foreign superannuation fund amount **J \$**
- Transfer from reserve: assessable amount **K \$**
- Transfer from reserve: non-assessable amount **L \$**
- Contributions from non-complying funds and previously non-complying funds **T \$**
- Any other contributions (including Super Co-contributions and Low Income Super Contributions) **M \$**

**TOTAL CONTRIBUTIONS N \$**

**Other transactions**

Accumulation phase account balance **S1 \$**

Retirement phase account balance – Non CDBIS **S2 \$**

Retirement phase account balance – CDBIS **S3 \$**

TRIS Count

- Allocated earnings or losses **O \$**
- Inward rollovers and transfers **P \$**
- Outward rollovers and transfers **Q \$**
- Lump Sum payment **R1 \$**
- Income stream payment **R2 \$**

Loss

Code

Code

**CLOSING ACCOUNT BALANCE S \$**  
(S1 plus S2 plus S3)

Accumulation phase value **X1 \$**

Retirement phase value **X2 \$**

## Section H: Assets and liabilities

### 15 ASSETS

15a Australian managed investments

Listed trusts **A \$**

Unlisted trusts **B \$**

Insurance policy **C \$**

Other managed investments **D \$**

15b Australian direct investments

Cash and term deposits **E \$**

Debt securities **F \$**

Loans **G \$**

Listed shares **H \$**

Unlisted shares **I \$**

Limited recourse borrowing arrangements **J \$**

Non-residential real property **K \$**

Residential real property **L \$**

Collectables and personal use assets **M \$**

Other assets **O \$**

**Limited recourse borrowing arrangements**

Australian residential real property **J1 \$**

Australian non-residential real property **J2 \$**

Overseas real property **J3 \$**

Australian shares **J4 \$**

Overseas shares **J5 \$**

Other **J6 \$**

15c Overseas direct investments

Overseas shares **P \$**

Overseas non-residential real property **Q \$**

Overseas residential real property **R \$**

Overseas managed investments **S \$**

Other overseas assets **T \$**

**TOTAL AUSTRALIAN AND OVERSEAS ASSETS U \$**  
(Sum of labels **A** to **T**)

15d In-house assets

Did the fund have a loan to, lease to or investment in, related parties (known as in-house assets) at the end of the income year? **A** No Yes **\$**

15e Limited recourse borrowing arrangements

If the fund had an LRBA were the LRBA borrowings from a licensed financial institution? **A** No Yes

Did the members or related parties of the fund use personal guarantees or other security for the LRBA? **B** No Yes

**16 LIABILITIES**

|   |                               |
|---|-------------------------------|
| Borrowings for limited recourse borrowing arrangements  |                               |
| <b>V1 \$</b>  |                               |
| Permissible temporary borrowings  |                               |
| <b>V2 \$</b>  |                               |
| Other borrowings  |                               |
| <b>V3 \$</b>  | Borrowings <b>V \$</b>        |
| Total member closing account balances (total of all <b>CLOSING ACCOUNT BALANCE</b> s from Sections F and G) <b>W \$</b> |                               |
|   | Reserve accounts <b>X \$</b>  |
|   | Other liabilities <b>Y \$</b> |
| <b>TOTAL LIABILITIES Z \$</b>   |                               |

---

**Section I: Taxation of financial arrangements**

**17 Taxation of financial arrangements (TOFA)**

Total TOFA gains **H \$**

Total TOFA losses **I \$**

---

**Section J: Other information**

**Family trust election status**

If the trust or fund has made, or is making, a family trust election, write the four-digit **income year specified** of the election (for example, for the 2017–18 income year, write **2018**). **A**

If revoking or varying a family trust election, print **R** for revoke or print **V** for variation, and complete and attach the *Family trust election, revocation or variation 2018*. **B**

**Interposed entity election status**

If the trust or fund has an existing election, write the earliest income year specified. If the trust or fund is making one or more elections this year, write the earliest income year being specified and complete an *Interposed entity election or revocation 2018* for each election. **C**

If revoking an interposed entity election, print **R**, and complete and attach the *Interposed entity election or revocation 2018*. **D**

## Section K: Declarations

 Penalties may be imposed for false or misleading information in addition to penalties relating to any tax shortfalls.

### Important

Before making this declaration check to ensure that all income has been disclosed and the annual return, all attached schedules and any additional documents are true and correct in every detail. If you leave labels blank, you will have specified a zero amount or the label was not applicable to you. If you are in doubt about any aspect of the annual return, place all the facts before the ATO.

### Privacy

The ATO is authorised by the *Taxation Administration Act 1953* to request the provision of tax file numbers (TFNs). We will use the TFN to identify the entity in our records. It is not an offence not to provide the TFN. However if you do not provide the TFN, the processing of this form may be delayed.

Taxation law authorises the ATO to collect information and disclose it to other government agencies. For information about your privacy go to [ato.gov.au/privacy](http://ato.gov.au/privacy)

### TRUSTEE'S OR DIRECTOR'S DECLARATION:

I declare that current trustees and directors have authorised this annual return and it is documented as such in the SMSF's records. I have received the audit report and I am aware of any matters raised. I declare that the information on this annual return, including any attached schedules and additional documentation is true and correct. I also authorise the ATO to make any tax refunds to the nominated bank account (if applicable).

Authorised trustee's, director's or public officer's signature

Date      Day      /      Month      /      Year

### Preferred trustee or director contact details:

Title:    Mr      Mrs      Miss      Ms      Other

Family name

First given name

Other given names


Phone number

Email address

Non-individual trustee name (if applicable)

ABN of non-individual trustee

Time taken to prepare and complete this annual return      Hrs

 The Commissioner of Taxation, as Registrar of the Australian Business Register, may use the ABN and business details which you provide on this annual return to maintain the integrity of the register. For further information, refer to the instructions.

### TAX AGENT'S DECLARATION:

I declare that the *Self-managed superannuation fund annual return 2018* has been prepared in accordance with information provided by the trustees, that the trustees have given me a declaration stating that the information provided to me is true and correct, and that the trustees have authorised me to lodge this annual return.

Tax agent's signature

Date      Day      /      Month      /      Year

### Tax agent's contact details

Title:    Mr      Mrs      Miss      Ms      Other

Family name

First given name


Other given names

Tax agent's practice

Tax agent's phone number

Reference number

Tax agent number

 Postal address for annual returns: **Australian Taxation Office, GPO Box 9845, IN YOUR CAPITAL CITY**