
Mike Mulherin Consulting P L Superannuation Fund Reports Table of Contents

Report Name

Fund Details Report

Trial Balance

General Ledger Audit Trail Report

Bank Account Movement Report

Investment Summary Report

Investment Movement and Returns Report

Investment Allocation

Foreign Cash Reconciliation

Statement of Taxable Income Report

Foreign Income and Expenses Worksheet

Tax Accounting Reconciliation

Realised Capital Gains Report

Unrealised Capital Gains Report

Mike Mulherin Consulting P L Superannuation Fund

Fund Details Report

Fund Details

Fund Start Date	6 April 1999
Fund Code	MIKEMUL
Name	Mike Mulherin Consulting P L Superannuation Fund
Previous Name	
Legal Type	SMSF
Is Resident	True
ABN	80 878 356 489
TFN	44899379
SFN	
RSE Registration Number	
RSE Effective Date	

Fund Contact Details

Phone	0299719972
Fax	
Email	info@armstrongadvisory.com.au
URL	
Use Physical Address for Mailing	True

Physical Address

Line 1	9 Lagoon View Road
Line 2	
Line 3	
Suburb	CROMER
State	NSW
Postcode	2099
Validate Address	False

Trust Deeds

Deed Date	6 April 1999	Date Printed	
Jurisdiction	NSW	Deed Type	Establishment
Trustee Name	Mike Mulherin Consulting Pty Ltd		
Deed Source	Not Supplied		
Comments			

Mike Mulherin Consulting P L Superannuation Fund
Fund Details Report

Fund Investment Returns

Financial Year	Rate Of Return
2022	Not Recorded
2021	Not Recorded
2020	Not Recorded
2019	Not Recorded
2018	Not Recorded
2017	Not Recorded
2016	Not Recorded
2015	Not Recorded
2014	Not Recorded
2013	Not Recorded
2012	Not Recorded
2011	Not Recorded
2010	Not Recorded
2009	Not Recorded
2008	Not Recorded
2007	Not Recorded
2006	Not Recorded
2005	Not Recorded
2004	Not Recorded
2003	Not Recorded
2002	Not Recorded
2001	Not Recorded
2000	Not Recorded
1999	Not Recorded

Corporate Trustee Details

Name	Mike Mulherin Consulting Pty Ltd
ABN	46 087 007 369
ACN	087007369
TFN	
Contact Details	
Phone	0299719972
Fax	
Email	info@armstrongadvisory.com.au
URL	
Preferred Voice Contact	
Preferred Written Contact	MailingAddress
Use Physical Address for Mailing	True
Physical Address	
Line 1	9 Lagoon View Road
Line 2	
Line 3	
Suburb	CROMER
State	NSW
Postcode	2099
Validate Address	False

Mike Mulherin Consulting P L Superannuation Fund
Fund Details Report

Fund Settings

Annual Return Address Default Fund

Fund Policy

Fund Policy Start Date

Fund Policy End Date

GST

GST Status Non-Registered

GST Status Date

GST Tax Period

Pensions

Segregate for Pension Purposes False

Pension Exempt % (Actuarial)

Pension Exempt % (Expenses)

Tax Effect Accounting

Use Tax Effect Accounting True

Capital Loss Provision %

Income Loss Provision %

Unrealised Gains Provision %

Mike Mulherin Consulting P L Superannuation Fund

Fund Details Report

Bank Accounts

Code and Description	ATOICA - ATO Integrated Client Account
Account Type	Bank Account
BSB	
Account Number	
Account Name	Mike Mulherin Consulting Pty Ltd ATF Mike Mulherin Consulting P L Superannuat
Operational Account	True
Holding Reference Type	
Holding Reference	
In-House Asset	False
Code and Description	CBA Busn - CBA Business Cheque Ac 7359
Account Type	Bank Account
BSB	062-037
Account Number	28037359
Account Name	Mike Mulherin Consulting Pty Ltd ATF Mike Mulherin Consulting Pty Ltd Superanr
Operational Account	True
Holding Reference Type	
Holding Reference	
In-House Asset	False
Code and Description	CBA Inv - CBA Investment Ac 9111
Account Type	Bank Account
BSB	062-000
Account Number	11009111
Account Name	Mike Mulherin Consulting Pty Ltd ATF Mike Mulherin Consulting Pty Ltd Superanr
Operational Account	True
Holding Reference Type	
Holding Reference	
In-House Asset	False
Code and Description	Interactive - Interactive Brokers USD
Account Type	Bank Account
BSB	
Account Number	
Account Name	Mike Mulherin Consulting Pty Ltd ATF Mike Mulherin Consulting Pty Ltd Superanr
Operational Account	False
Holding Reference Type	
Holding Reference	
In-House Asset	False
Code and Description	Interactive AUD - Interactive Brokers AUD
Account Type	Bank Account
BSB	
Account Number	
Account Name	Mike Mulherin Consulting Pty Ltd ATF Mike Mulherin Consulting Pty Ltd Superanr
Operational Account	True
Holding Reference Type	
Holding Reference	
In-House Asset	False

Mike Mulherin Consulting P L Superannuation Fund
Fund Details Report

Investment Accounts

Code and Description **A2M - The A2 Milk Company Limited**

Holding Reference Type
Holding Reference
Security Issue Code A2M
Market Type Code LM
Unlisted Security Type Code
In-House Asset False

Code and Description **ALL - Aristocrat Leisure Limited**

Holding Reference Type
Holding Reference
Security Issue Code ALL
Market Type Code LM
Unlisted Security Type Code
In-House Asset False

Code and Description **ALX - Atlas Arteria - Fpo Stap Us Prohibited Excluding Qup**

Holding Reference Type
Holding Reference
Security Issue Code ALX
Market Type Code LM
Unlisted Security Type Code
In-House Asset False

Code and Description **BHP - BHP Group Limited**

Holding Reference Type
Holding Reference
Security Issue Code BHP
Market Type Code LM
Unlisted Security Type Code
In-House Asset False

Code and Description **BRE SGD - Linc Energy Ltd**

Holding Reference Type
Holding Reference
Security Issue Code BRE SGD
Market Type Code FOR
Unlisted Security Type Code
In-House Asset False

Code and Description **CLH - Collection House Limited**

Holding Reference Type
Holding Reference
Security Issue Code CLH
Market Type Code LM
Unlisted Security Type Code
In-House Asset False

Code and Description **CTD - Corporate Travel Management Limited**

Mike Mulherin Consulting P L Superannuation Fund
Fund Details Report

Holding Reference Type
Holding Reference
Security Issue Code CTD
Market Type Code LM
Unlisted Security Type Code
In-House Asset False

Code and Description **CYB - Cybg PLC - Cdi 1:1 Foreign Exempt Lse**

Holding Reference Type
Holding Reference
Security Issue Code CYB
Market Type Code LM
Unlisted Security Type Code
In-House Asset False

Code and Description **FARE USD - World Moto Ltd**

Holding Reference Type
Holding Reference
Security Issue Code FARE USD
Market Type Code FOR
Unlisted Security Type Code
In-House Asset False

Code and Description **GAST USD - Globalstar Inc**

Holding Reference Type
Holding Reference
Security Issue Code GAST USD
Market Type Code FOR
Unlisted Security Type Code
In-House Asset False

Code and Description **LNC - Linc Energy Ltd**

Holding Reference Type
Holding Reference
Security Issue Code LNC
Market Type Code LM
Unlisted Security Type Code
In-House Asset False

Code and Description **MQA - Macquarie Atlas Roads Group - Ordinary Stapled Securities**

Holding Reference Type
Holding Reference
Security Issue Code MQA
Market Type Code LM
Unlisted Security Type Code
In-House Asset False

Code and Description **MTS - Metcash Limited**

Holding Reference Type
Holding Reference
Security Issue Code MTS
Market Type Code LM
Unlisted Security Type Code
In-House Asset False

Mike Mulherin Consulting P L Superannuation Fund
Fund Details Report

Code and Description	NAB - National Australia Bank Limited
Holding Reference Type	
Holding Reference	
Security Issue Code	NAB
Market Type Code	LM
Unlisted Security Type Code	
In-House Asset	False

Code and Description	N.NYSE - NetSuite Inc
Holding Reference Type	
Holding Reference	
Security Issue Code	N
Market Type Code	FOR
Unlisted Security Type Code	
In-House Asset	False

Code and Description	QAN - Qantas Airways Limited
Holding Reference Type	
Holding Reference	
Security Issue Code	QAN
Market Type Code	LM
Unlisted Security Type Code	
In-House Asset	False

Code and Description	RFG - Retail Food Group Limited
Holding Reference Type	
Holding Reference	
Security Issue Code	RFG
Market Type Code	LM
Unlisted Security Type Code	
In-House Asset	False

Code and Description	RXL - Rox Resources Limited
Holding Reference Type	
Holding Reference	
Security Issue Code	RXL
Market Type Code	LM
Unlisted Security Type Code	
In-House Asset	False

Code and Description	STO - Santos Limited
Holding Reference Type	
Holding Reference	
Security Issue Code	STO
Market Type Code	LM
Unlisted Security Type Code	
In-House Asset	False

Code and Description	TLS - Telstra Corporation Limited.
Holding Reference Type	
Holding Reference	
Security Issue Code	TLS
Market Type Code	LM
Unlisted Security Type Code	
In-House Asset	False

Mike Mulherin Consulting P L Superannuation Fund
Fund Details Report

Code and Description	VOC - Vocus Group Limited
Holding Reference Type	
Holding Reference	
Security Issue Code	VOC
Market Type Code	LM
Unlisted Security Type Code	
In-House Asset	False

Code and Description	VOCR - Vocus Group Limited - Rights-Appsclose 18Jul2016 Us Prohibited
Holding Reference Type	
Holding Reference	
Security Issue Code	VOCR
Market Type Code	LD
Unlisted Security Type Code	
In-House Asset	False

Code and Description	VUK - Virgin Money Uk PLC - Cdi 1:1 Foreign Exempt Lse
Holding Reference Type	
Holding Reference	
Security Issue Code	VUK
Market Type Code	LM
Unlisted Security Type Code	
In-House Asset	False

Code and Description	WOW - Woolworths Group Limited
Holding Reference Type	
Holding Reference	
Security Issue Code	WOW
Market Type Code	LM
Unlisted Security Type Code	
In-House Asset	False

Code and Description	ZIP - Ziptel Limited
Holding Reference Type	
Holding Reference	
Security Issue Code	ZIP
Market Type Code	LM
Unlisted Security Type Code	
In-House Asset	False

Custom Holding Accounts

Code and Description	ATO ICA - ATO Integrated Client account
Holding Reference Type	
Holding Reference	
Unrealised Tax Provision %	0.00
Unrealised Tax Provision Default?	
In-House Asset	False
GL Investment Classification	OtherAssets.SundryAsset
Tax Return Classification	AustDirectOther
Capital Gain Classification	NonCGTAsset
Market Type	NI

Mike Mulherin Consulting P L Superannuation Fund
Fund Details Report

Member Details

Member Number	1
Title	MR
First Name	Michael
Middle Names	Colin
Family Name	Mulherin
Gender	Male
Date of Birth	16 January 1965
Date of Death	
Preferred Salutation	
Preferred Name	
Contact Details	
Preferred Voice Contact	Home
Preferred Written Contact	Email
Home Phone	
Work Phone	
Mobile	
Fax	
Direct	
Email	info@armstrongadvisory.com.au
Use Physical Address for Mailing	True
Physical Address	
Line 1	9 Lagoon View Road
Line 2	
Line 3	
Suburb	CROMER
State	NSW
Postcode	2099
Validate Address	False
Member Details	
Join Fund Date	6 April 1999
Leave Fund Date	
ESP Start Date	6 April 1999
Australian Resident	True
TFN	264731149
Claim Tax Free Threshold	False
Death Sum Insured	
TPD Sum Insured	
Salary Continuance Sum Insured	

Member Number	2
Title	MRS
First Name	Sigrid
Middle Names	Anne
Family Name	Mulherin
Gender	Female
Date of Birth	4 February 1965
Date of Death	
Preferred Salutation	
Preferred Name	

Mike Mulherin Consulting P L Superannuation Fund
Fund Details Report

Contact Details

Preferred Voice Contact	Home
Preferred Written Contact	Email
Home Phone	
Work Phone	
Mobile	
Fax	
Direct	
Email	info@armstrongadvisory.com.au
Use Physical Address for Mailing	True

Physical Address

Line 1	9 Lagoon View Road
Line 2	
Line 3	
Suburb	CROMER
State	NSW
Postcode	2099
Validate Address	False

Member Details

Join Fund Date	6 April 1999
Leave Fund Date	
ESP Start Date	6 April 1999
Australian Resident	True
TFN	144777745
Claim Tax Free Threshold	False
Death Sum Insured	
TPD Sum Insured	
Salary Continuance Sum Insured	

Mike Mulherin Consulting P L Superannuation Fund
Fund Details Report

Mike Mulherin Consulting P L Superannuation Fund

Detailed Trial Balance as at 30 June 2020

Prior Year		Description	Current Year		
Debits	Credits		Quantity	Debits	Credits
INCOME					
		Contributions - Employer			
-	14,289.19	Mr Michael Mulherin		-	6,507.50
-	2,375.00	Mrs Sigrid Mulherin		-	1,900.00
Forex Realised Gains - Foreign Cash At Bank					
-	48.82	Interactive Brokers USD		-	24,182.81
Distributions - Shares in Listed Companies					
-	197.50	Atlas Arteria - Fpo Stap Us Prohibited Excluding Qup		-	375.00
Dividends - Shares in Listed Companies					
-	525.71	Aristocrat Leisure Limited		-	640.00
-	-	BHP Group Limited		-	649.73
-	512.14	Corporate Travel Management Limited		-	-
-	1,253.57	Metcash Limited		-	1,207.14
-	2,262.86	National Australia Bank Limited		-	1,897.14
-	229.47	Santos Limited		-	281.91
-	1,330.00	Telstra Corporation Limited.		-	1,120.00
-	495.00	Woolworths Group Limited		-	485.57
Foreign Income - Foreign Dividend - Shares in Listed Companies					
-	11.13	Cybg PLC - Cdi 1:1 Foreign Exempt Lse		-	-
Interest - Cash At Bank					
-	58.32	CBA Business Cheque Ac 7359		-	11.17
-	212.96	CBA Investment Ac 9111		-	149.20
Interest - Foreign Cash At Bank					
-	1,162.94	Interactive Brokers USD		-	498.86

Mike Mulherin Consulting P L Superannuation Fund

Detailed Trial Balance as at 30 June 2020

Prior Year		Description	Current Year		
Debits	Credits		Quantity	Debits	Credits
EXPENSE					
3,277.96	-	Insurance Premiums - Mr Michael Mulherin Accumulation		-	-
1,265.00	-	Accountancy Fee		2,640.00	-
220.00	-	Auditor Fee		550.00	-
163.44	-	Bank Fees - Foreign Cash At Bank Interactive Brokers USD		-	-
259.00	-	SMSF Supervisory Levy		518.00	-
Realised Capital Losses - Shares in Listed Companies					
-	-	BHP Group Limited		-	5,774.35
4,099.90	-	Collection House Limited		-	-
-	-	Corporate Travel Management Limited		-	8,080.13
8,916.40	-	Retail Food Group Limited		-	-
-	-	Virgin Money Uk PLC - Cdi 1:1 Foreign Exempt Lse		435.00	-
5,593.78	-	Ziptel Limited		-	-
Realised Capital Losses - Shares in Listed Companies - Foreign					
-	-	Globalstar Inc		5,668.57	-
-	-	Linc Energy Ltd		3,025.69	-
-	-	World Moto Ltd		6,799.19	-
Forex Unrealised Losses - Foreign Cash At Bank					
-	4,741.82	Interactive Brokers USD		22,782.97	-
Decrease in Market Value - Shares in Listed Companies					
144.00	-	Aristocrat Leisure Limited		4,176.00	-

Mike Mulherin Consulting P L Superannuation Fund

Detailed Trial Balance as at 30 June 2020

Prior Year		Description	Current Year		
Debits	Credits		Quantity	Debits	Credits
-	4,002.50	Atlas Arteria - Fpo Stap Us Prohibited Excluding Qup		3,050.00	-
-	4,079.95	Collection House Limited		-	-
4,800.00	-	Corporate Travel Management Limited		11,290.08	-
442.00	-	Cybg PLC - Cdi 1:1 Foreign Exempt Lse		-	118.00
260.00	-	Metcash Limited		-	975.00
552.00	-	National Australia Bank Limited		6,800.00	-
-	-	Qantas Airways Limited		-	6,612.37
-	8,838.95	Retail Food Group Limited		-	-
-	-	Rox Resources Limited		-	1,260.05
-	972.00	Santos Limited		2,136.00	-
-	6,027.00	Telstra Corporation Limited.		3,528.00	-
-	-	The A2 Milk Company Limited		-	1,990.20
-	1,872.00	Vocus Group Limited		624.00	-
-	894.30	Woolworths Group Limited		-	1,336.50
-	5,528.28	Ziptel Limited		-	-
Decrease in Market Value - Shares in Listed Companies - Foreign					
-	66.99	Globalstar Inc		-	5,283.78
29.36	-	Linc Energy Ltd		-	3,025.69
13.00	-	World Moto Ltd		-	6,783.74
INCOME TAX					
3,702.80	-	Income Tax Expense		1,092.50	-
-	1,404.00	Prior Years Under Provision for Income Tax		-	-
PROFIT & LOSS CLEARING ACCOUNT					

Mike Mulherin Consulting P L Superannuation Fund

Detailed Trial Balance as at 30 June 2020

Prior Year		Description	Current Year		
Debits	Credits		Quantity	Debits	Credits
29,653.76	-	Profit & Loss Clearing Account		6,029.84	-
ASSETS					
Shares in Listed Companies					
24,576.00	-	Aristocrat Leisure Limited	800.0000	20,400.00	-
19,600.00	-	Atlas Arteria - Fpo Stap Us Prohibited Excluding Qup	2,500.0000	16,550.00	-
22,500.00	-	Corporate Travel Management Limited		-	-
684.00	-	Cybg PLC - Cdi 1:1 Foreign Exempt Lse		-	-
16,705.00	-	Metcash Limited	6,500.0000	17,680.00	-
21,376.00	-	National Australia Bank Limited	800.0000	14,576.00	-
-	-	Qantas Airways Limited	4,400.0000	16,632.00	-
-	-	Rox Resources Limited	40,000.0000	3,360.00	-
8,496.00	-	Santos Limited	1,200.0000	6,360.00	-
18,865.00	-	Telstra Corporation Limited.	4,900.0000	15,337.00	-
-	-	The A2 Milk Company Limited	640.0000	11,942.40	-
6,376.50	-	Vocus Group Limited	1,950.0000	5,752.50	-
10,965.90	-	Woolworths Group Limited	330.0000	12,302.40	-
Shares in Listed Companies - Foreign					
2,050.80	-	Globalstar Inc		-	-
14.00	-	World Moto Ltd		-	-
Cash At Bank					
1,404.00	-	ATO Integrated Client Account		1,104.00	-
68,244.43	-	CBA Business Cheque Ac 7359		70,151.41	-
68,203.63	-	CBA Investment Ac 9111		174,718.61	-

Mike Mulherin Consulting P L Superannuation Fund

Detailed Trial Balance as at 30 June 2020

Prior Year		Description	Current Year		
Debits	Credits		Quantity	Debits	Credits
94,670.85	-	Foreign Cash At Bank Interactive Brokers USD		-	-
2,420.90	-	Deferred Tax Assets Carried Forward Capital Losses		2,628.30	-
-	452.90	Unrealised Gains/Losses		49.30	-
198.69	-	Current Tax Assets Income Tax Payable		1,404.00	-
-	1,098.50	Provision for Income Tax		-	1,594.70
9.00	-	Current Tax Assets - Withholding Credits - Shares in Listed Companies Atlas Arteria - Fpo Stap Us Prohibited Excluding Qup		-	-
49.00	-	Corporate Travel Management Limited		-	-
157.71	-	Current Tax Assets - Franking Credits - Shares in Listed Companies Aristocrat Leisure Limited		192.00	-
-	-	BHP Group Limited		194.92	-
122.14	-	Corporate Travel Management Limited		-	-
376.07	-	Metcash Limited		362.14	-
678.86	-	National Australia Bank Limited		569.14	-
68.84	-	Santos Limited		84.57	-
399.00	-	Telstra Corporation Limited.		336.00	-
148.50	-	Woolworths Group Limited		145.67	-
600.00	-	Current Tax Assets Income Tax Instalments Paid		1,057.00	-
-	1,861.00	Change in Carried Forward Losses		-	207.40

LIABILITIES

Mike Mulherin Consulting P L Superannuation Fund

Detailed Trial Balance as at 30 June 2020

Prior Year		Description	Current Year		
Debits	Credits		Quantity	Debits	Credits
-	600.00	Activity Statement Payable/Refundable		-	109.00
MEMBER ENTITLEMENTS					
-	218,381.41	Mr Michael Mulherin Accumulation		-	223,276.52
-	167,567.01	Mrs Sigrid Mulherin Accumulation		-	168,701.74
453,353.22	453,353.22			475,035.20	475,035.20

Mike Mulherin Consulting P L Superannuation Fund
General Ledger Audit Trail
For the period from 1 July 2019 to 30 June 2020

Processed Date & User	Date	Description	State	Amount
-----------------------	------	-------------	-------	--------

Income

Investment Gains · Disposal Suspense · Foreign Cash At Bank · Interactive Brokers USD

22/10/2021	li@armstrongadvisory.com.au	10/02/2020	Transfer to AUD	Accounted	98,234.11	Dr
8/10/2021	pasandi@armstrongadvisory.com.au	10/02/2020	Transfer to AUD	Accounted	98,234.11	Cr
22/10/2021	li@armstrongadvisory.com.au	4/06/2020	Proceeds FARE	Accounted	1.45	Dr
8/10/2021	pasandi@armstrongadvisory.com.au	4/06/2020	Proceeds FARE	Accounted	1.45	Cr

Investment Gains · Disposal Suspense · Shares in Listed Companies - Foreign · Globalstar Inc

22/10/2021	li@armstrongadvisory.com.au	28/11/2019	Proceeds GSAT	Accounted	1,666.01	Dr
8/10/2021	pasandi@armstrongadvisory.com.au	28/11/2019	Proceeds GSAT	Accounted	1,666.01	Cr

Investment Gains · Disposal Suspense · Shares in Listed Companies - Foreign · Linc Energy Ltd

Investment Gains · Disposal Suspense · Shares in Listed Companies - Foreign · World Moto Ltd

22/10/2021	li@armstrongadvisory.com.au	4/06/2020	Proceeds FARE	Accounted	1.45	Cr
8/10/2021	pasandi@armstrongadvisory.com.au	4/06/2020	Proceeds FARE	Accounted	1.45	Dr

Investment Gains · Disposal Suspense · Shares in Listed Companies · BHP Group Limited

22/10/2021	li@armstrongadvisory.com.au	20/12/2019	COMMSEC COMMONWEALTH SEC	Accounted	16,046.05	Dr
19/07/2021	li@armstrongadvisory.com.au	20/12/2019	COMMSEC COMMONWEALTH SEC	Accounted	16,046.05	Cr
22/10/2021	li@armstrongadvisory.com.au	17/06/2020	COMMSEC COMMONWEALTH SEC	Accounted	21,222.05	Dr
19/07/2021	li@armstrongadvisory.com.au	17/06/2020	COMMSEC COMMONWEALTH SEC	Accounted	21,222.05	Cr

Investment Gains · Disposal Suspense · Shares in Listed Companies · Corporate Travel Management Limited

22/10/2021	li@armstrongadvisory.com.au	23/08/2019	COMMSEC COMMONWEALTH SEC	Accounted	19,290.05	Dr
19/07/2021	li@armstrongadvisory.com.au	23/08/2019	COMMSEC COMMONWEALTH SEC	Accounted	19,290.05	Cr

Investment Gains · Disposal Suspense · Shares in Listed Companies · Cybg PLC - Cdi 1:1 Foreign Exempt Lse

28/01/2020	Corporate Actions Wizard	15/11/2019	CYB/VUK Code Change	Accounted	802.00	Cr
22/10/2021	li@armstrongadvisory.com.au	15/11/2019	CYB/VUK Code Change	Accounted	802.00	Dr

Investment Gains · Disposal Suspense · Shares in Listed Companies · Virgin Money Uk PLC - Cdi 1:1 Foreign Exempt L

22/10/2021	li@armstrongadvisory.com.au	17/06/2020	Listed Security Sale	Accounted	367.00	Dr
22/10/2021	li@armstrongadvisory.com.au	17/06/2020	Listed Security Sale	Accounted	367.00	Cr

Investment Gains · Forex Realised Gains · Foreign Cash At Bank · Interactive Brokers USD

22/10/2021	li@armstrongadvisory.com.au	10/02/2020	Transfer to AUD	Accounted	24,182.81	Cr
------------	-----------------------------	------------	-----------------	-----------	-----------	----

Investment Income · Distributions · Shares in Listed Companies · Atlas Arteria - Fpo Stap Us Prohibited Excluding Qup

20/07/2021	li@armstrongadvisory.com.au	4/10/2019	OCT19-00806520 ATLAS ARTERIA	Accounted	375.00	Cr
------------	-----------------------------	-----------	------------------------------	-----------	--------	----

Investment Income · Dividends · Shares in Listed Companies · Aristocrat Leisure Limited

17/01/2020	Income Announcement	2/07/2019	ALL 22C FRANKED@30%; DRP SUSPENDED	Accounted	251.43	Cr
------------	---------------------	-----------	------------------------------------	-----------	--------	----

Mike Mulherin Consulting P L Superannuation Fund

General Ledger Audit Trail

For the period from 1 July 2019 to 30 June 2020

Processed Date & User	Date	Description	State	Amount	
Income					
Investment Income · Dividends · Shares in Listed Companies · Aristocrat Leisure Limited					
20/07/2021	li@armstrongadvisory.com.au	17/12/2019	S00010556961 ARISTOCRAT DIV	Accounted	388.57 Cr
Investment Income · Dividends · Shares in Listed Companies · BHP Group Limited					
20/07/2021	li@armstrongadvisory.com.au	25/09/2019	AF380-00931447 BHP GROUP DIV	Accounted	649.73 Cr
Investment Income · Dividends · Shares in Listed Companies · Metcash Limited					
20/07/2021	li@armstrongadvisory.com.au	7/08/2019	S00010556961 METCASH LIMITED	Accounted	650.00 Cr
20/07/2021	li@armstrongadvisory.com.au	23/01/2020	S00010556961 METCASH LIMITED	Accounted	557.14 Cr
Investment Income · Dividends · Shares in Listed Companies · National Australia Bank Limited					
17/01/2020	Income Announcement	3/07/2019	NAB 83C FR@ 30%; DRP; BSP NIL DISCOUNT	Accounted	948.57 Cr
20/07/2021	li@armstrongadvisory.com.au	12/12/2019	DV202-00433658 NAB FINAL DIV	Accounted	948.57 Cr
Investment Income · Dividends · Shares in Listed Companies · Santos Limited					
20/07/2021	li@armstrongadvisory.com.au	26/09/2019	S00010556961 SANTOS LIMITED	Accounted	281.91 Cr
Investment Income · Dividends · Shares in Listed Companies · Telstra Corporation Limited.					
20/07/2021	li@armstrongadvisory.com.au	26/09/2019	001232879172 TLS FNL DIV	Accounted	560.00 Cr
20/07/2021	li@armstrongadvisory.com.au	27/03/2020	001239080503 TLS ITM DIV	Accounted	560.00 Cr
Investment Income · Dividends · Shares in Listed Companies · Woolworths Group Limited					
20/07/2021	li@armstrongadvisory.com.au	30/09/2019	001233800625 WOW FNL DIV	Accounted	268.71 Cr
20/07/2021	li@armstrongadvisory.com.au	9/04/2020	001240562201 WOW ITM DIV	Accounted	216.86 Cr
Investment Income · Interest · Cash At Bank · CBA Business Cheque Ac 7359					
2/07/2019	Auto Transaction Rules	1/07/2019	DEPOSIT INTEREST	Accounted	5.01 Cr
3/08/2019	Auto Transaction Rules	1/08/2019	DEPOSIT INTEREST	Accounted	0.54 Cr
2/09/2019	Auto Transaction Rules	1/09/2019	DEPOSIT INTEREST	Accounted	0.55 Cr
2/10/2019	Auto Transaction Rules	1/10/2019	DEPOSIT INTEREST	Accounted	0.55 Cr
3/11/2019	Auto Transaction Rules	1/11/2019	DEPOSIT INTEREST	Accounted	0.59 Cr
2/12/2019	Auto Transaction Rules	1/12/2019	DEPOSIT INTEREST	Accounted	0.58 Cr
2/01/2020	Auto Transaction Rules	1/01/2020	DEPOSIT INTEREST	Accounted	0.58 Cr
2/02/2020	Auto Transaction Rules	1/02/2020	DEPOSIT INTEREST	Accounted	0.57 Cr
2/03/2020	Auto Transaction Rules	1/03/2020	DEPOSIT INTEREST	Accounted	0.53 Cr
3/04/2020	Auto Transaction Rules	1/04/2020	DEPOSIT INTEREST	Accounted	0.57 Cr
2/05/2020	Auto Transaction Rules	1/05/2020	DEPOSIT INTEREST	Accounted	0.54 Cr
2/06/2020	Auto Transaction Rules	1/06/2020	DEPOSIT INTEREST	Accounted	0.56 Cr
Investment Income · Interest · Cash At Bank · CBA Investment Ac 9111					
2/07/2019	Auto Transaction Rules	1/07/2019	DEPOSIT INTEREST	Accounted	59.48 Cr
2/10/2019	Auto Transaction Rules	1/10/2019	DEPOSIT INTEREST	Accounted	41.47 Cr
2/01/2020	Auto Transaction Rules	1/01/2020	DEPOSIT INTEREST	Accounted	21.70 Cr
3/04/2020	Auto Transaction Rules	1/04/2020	DEPOSIT INTEREST	Accounted	26.55 Cr
Investment Income · Interest · Foreign Cash At Bank · Interactive Brokers USD					
8/10/2021	pasandi@armstrongadvisory.com.au	9/02/2020	Interest	Accounted	497.41 Cr

Mike Mulherin Consulting P L Superannuation Fund

General Ledger Audit Trail

For the period from 1 July 2019 to 30 June 2020

Processed Date & User	Date	Description	State	Amount
-----------------------	------	-------------	-------	--------

Income

Investment Income · Interest · Foreign Cash At Bank · Interactive Brokers USD

8/10/2021	pasandi@armstrongadvisory.com.au	4/06/2020	Write off cl bal	Accounted	1.45	Cr
-----------	----------------------------------	-----------	------------------	-----------	------	----

Member Receipts · Contributions · Employer · Mr Michael Mulherin

17/01/2020	Transaction Rules	23/07/2019	Super NETBANK TFR	Accounted	1,301.50	Cr
17/01/2020	Transaction Rules	6/09/2019	August Super NETBANK TFR	Accounted	1,301.50	Cr
17/01/2020	Transaction Rules	10/09/2019	July Superannuatio NETBANK TFR	Accounted	1,301.50	Cr
17/01/2020	Transaction Rules	8/10/2019	September Super NETBANK TFR	Accounted	1,301.50	Cr
17/01/2020	Transaction Rules	11/11/2019	Oct Super NETBANK TFR	Accounted	1,301.50	Cr

Member Receipts · Contributions · Employer · Mrs Sigrid Mulherin

17/01/2020	Transaction Rules	23/07/2019	Super NETBANK TFR	Accounted	237.50	Cr
17/01/2020	Transaction Rules	6/09/2019	August Super NETBANK TFR	Accounted	237.50	Cr
17/01/2020	Transaction Rules	10/09/2019	July Superannuatio NETBANK TFR	Accounted	237.50	Cr
17/01/2020	Transaction Rules	8/10/2019	September Super NETBANK TFR	Accounted	237.50	Cr
17/01/2020	Transaction Rules	11/11/2019	Oct Super NETBANK TFR	Accounted	237.50	Cr
26/07/2021	li@armstrongadvisory.com.au	19/03/2020	SM Super x 3 NETBANK TFR	Accounted	712.50	Cr

Expenses

Investment Losses · Decrease in Market Value · Shares in Listed Companies - Foreign · Globalstar Inc

22/10/2021	li@armstrongadvisory.com.au	30/06/2020	Market Value Adjustment	Accounted	5,283.78	Cr
------------	-----------------------------	------------	-------------------------	-----------	----------	----

Investment Losses · Decrease in Market Value · Shares in Listed Companies - Foreign · Linc Energy Ltd

22/10/2021	li@armstrongadvisory.com.au	30/06/2020	Market Value Adjustment	Accounted	3,025.69	Cr
------------	-----------------------------	------------	-------------------------	-----------	----------	----

Investment Losses · Decrease in Market Value · Shares in Listed Companies - Foreign · World Moto Ltd

22/10/2021	li@armstrongadvisory.com.au	30/06/2020	Market Value Adjustment	Accounted	6,783.74	Cr
------------	-----------------------------	------------	-------------------------	-----------	----------	----

Investment Losses · Decrease in Market Value · Shares in Listed Companies · Aristocrat Leisure Limited

22/10/2021	li@armstrongadvisory.com.au	30/06/2020	Market Value Adjustment	Accounted	4,176.00	Dr
------------	-----------------------------	------------	-------------------------	-----------	----------	----

Investment Losses · Decrease in Market Value · Shares in Listed Companies · Atlas Arteria - Fpo Stap Us Prohibited Ex

22/10/2021	li@armstrongadvisory.com.au	30/06/2020	Market Value Adjustment	Accounted	3,050.00	Dr
------------	-----------------------------	------------	-------------------------	-----------	----------	----

Investment Losses · Decrease in Market Value · Shares in Listed Companies · Corporate Travel Management Limited

22/10/2021	li@armstrongadvisory.com.au	30/06/2020	Market Value Adjustment	Accounted	11,290.08	Dr
------------	-----------------------------	------------	-------------------------	-----------	-----------	----

Investment Losses · Decrease in Market Value · Shares in Listed Companies · Cybg PLC - Cdi 1:1 Foreign Exempt Lse

22/10/2021	li@armstrongadvisory.com.au	30/06/2020	Market Value Adjustment	Accounted	118.00	Cr
------------	-----------------------------	------------	-------------------------	-----------	--------	----

Investment Losses · Decrease in Market Value · Shares in Listed Companies · Metcash Limited

22/10/2021	li@armstrongadvisory.com.au	30/06/2020	Market Value Adjustment	Accounted	975.00	Cr
------------	-----------------------------	------------	-------------------------	-----------	--------	----

Investment Losses · Decrease in Market Value · Shares in Listed Companies · National Australia Bank Limited

22/10/2021	li@armstrongadvisory.com.au	30/06/2020	Market Value Adjustment	Accounted	6,800.00	Dr
------------	-----------------------------	------------	-------------------------	-----------	----------	----

Investment Losses · Decrease in Market Value · Shares in Listed Companies · Qantas Airways Limited

Mike Mulherin Consulting P L Superannuation Fund
General Ledger Audit Trail
For the period from 1 July 2019 to 30 June 2020

Processed Date & User	Date	Description	State	Amount	
Expenses					
Investment Losses · Decrease in Market Value · Shares in Listed Companies · Qantas Airways Limited					
22/10/2021 li@armstrongadvisory.com.au	30/06/2020	Market Value Adjustment	Accounted	6,612.37	Cr
Investment Losses · Decrease in Market Value · Shares in Listed Companies · Rox Resources Limited					
22/10/2021 li@armstrongadvisory.com.au	30/06/2020	Market Value Adjustment	Accounted	1,260.05	Cr
Investment Losses · Decrease in Market Value · Shares in Listed Companies · Santos Limited					
22/10/2021 li@armstrongadvisory.com.au	30/06/2020	Market Value Adjustment	Accounted	2,136.00	Dr
Investment Losses · Decrease in Market Value · Shares in Listed Companies · Telstra Corporation Limited.					
22/10/2021 li@armstrongadvisory.com.au	30/06/2020	Market Value Adjustment	Accounted	3,528.00	Dr
Investment Losses · Decrease in Market Value · Shares in Listed Companies · The A2 Milk Company Limited					
22/10/2021 li@armstrongadvisory.com.au	30/06/2020	Market Value Adjustment	Accounted	1,990.20	Cr
Investment Losses · Decrease in Market Value · Shares in Listed Companies · Vocus Group Limited					
22/10/2021 li@armstrongadvisory.com.au	30/06/2020	Market Value Adjustment	Accounted	624.00	Dr
Investment Losses · Decrease in Market Value · Shares in Listed Companies · Woolworths Group Limited					
22/10/2021 li@armstrongadvisory.com.au	30/06/2020	Market Value Adjustment	Accounted	1,336.50	Cr
Investment Losses · Forex Unrealised Losses · Foreign Cash At Bank · Interactive Brokers USD					
22/10/2021 li@armstrongadvisory.com.au	30/06/2020	Market Value Adjustment	Accounted	22,782.97	Dr
Investment Losses · Realised Capital Losses · Shares in Listed Companies - Foreign · Globalstar Inc					
22/10/2021 li@armstrongadvisory.com.au	28/11/2019	Proceeds GSAT	Accounted	5,668.57	Dr
Investment Losses · Realised Capital Losses · Shares in Listed Companies - Foreign · Linc Energy Ltd					
22/10/2021 li@armstrongadvisory.com.au	15/05/2020	Linc liquidation nil return	Accounted	3,025.69	Dr
Investment Losses · Realised Capital Losses · Shares in Listed Companies - Foreign · World Moto Ltd					
22/10/2021 li@armstrongadvisory.com.au	4/06/2020	Proceeds FARE	Accounted	6,799.19	Dr
Investment Losses · Realised Capital Losses · Shares in Listed Companies · BHP Group Limited					
22/10/2021 li@armstrongadvisory.com.au	20/12/2019	COMMSEC COMMONWEALTH SEC	Accounted	1,256.10	Cr
22/10/2021 li@armstrongadvisory.com.au	17/06/2020	COMMSEC COMMONWEALTH SEC	Accounted	4,518.25	Cr
Investment Losses · Realised Capital Losses · Shares in Listed Companies · Corporate Travel Management Limited					
22/10/2021 li@armstrongadvisory.com.au	23/08/2019	COMMSEC COMMONWEALTH SEC	Accounted	8,080.13	Cr
Investment Losses · Realised Capital Losses · Shares in Listed Companies · Virgin Money Uk PLC - Cdi 1:1 Foreign Exe					
22/10/2021 li@armstrongadvisory.com.au	17/06/2020	Listed Security Sale	Accounted	435.00	Dr
Other Expenses · Accountancy Fee					
26/07/2021 li@armstrongadvisory.com.au	5/12/2019	Transfer to other 2018 Tax Return	Accounted	1,320.00	Dr
26/07/2021 li@armstrongadvisory.com.au	24/03/2020	Transfer to other 2019 SuperTax Ret	Accounted	1,320.00	Dr

Mike Mulherin Consulting P L Superannuation Fund
General Ledger Audit Trail
For the period from 1 July 2019 to 30 June 2020

Processed Date & User	Date	Description	State	Amount
-----------------------	------	-------------	-------	--------

Expenses

Other Expenses · Auditor Fee

26/07/2021	li@armstrongadvisory.com.au	5/12/2019	Transfer to other 2018 Tax Return	Accounted	275.00	Dr
26/07/2021	li@armstrongadvisory.com.au	24/03/2020	Transfer to other 2019 SuperTax Ret	Accounted	275.00	Dr

Other Expenses · SMSF Supervisory Levy

19/07/2021	li@armstrongadvisory.com.au	6/12/2019	NETBANK BPAY TAX OFFICE PAYMENTS	Accounted	259.00	Dr
19/07/2021	li@armstrongadvisory.com.au	24/03/2020	NETBANK BPAY TAX OFFICE PAYMENTS	Accounted	259.00	Dr

Income Tax

Income Tax Expense · Income Tax Expense

22/10/2021	li@armstrongadvisory.com.au	30/06/2020	Change in provision for deferred tax	Accounted	502.20	Cr
22/10/2021	li@armstrongadvisory.com.au	30/06/2020	Fund Income Tax	Accounted	1,594.70	Dr

Assets

Investments · Shares in Listed Companies - Foreign · Globalstar Inc

22/10/2021	li@armstrongadvisory.com.au	28/11/2019	Proceeds GSAT	Accounted	7,334.58	Cr
22/10/2021	li@armstrongadvisory.com.au	30/06/2020	Market Value Adjustment	Accounted	5,283.78	Dr

Investments · Shares in Listed Companies - Foreign · Linc Energy Ltd

22/10/2021	li@armstrongadvisory.com.au	15/05/2020	Linc liquidation nil return	Accounted	3,025.69	Cr
22/10/2021	li@armstrongadvisory.com.au	30/06/2020	Market Value Adjustment	Accounted	3,025.69	Dr

Investments · Shares in Listed Companies - Foreign · World Moto Ltd

22/10/2021	li@armstrongadvisory.com.au	4/06/2020	Proceeds FARE	Accounted	6,797.74	Cr
22/10/2021	li@armstrongadvisory.com.au	30/06/2020	Market Value Adjustment	Accounted	6,783.74	Dr

Investments · Shares in Listed Companies · Aristocrat Leisure Limited

22/10/2021	li@armstrongadvisory.com.au	30/06/2020	Market Value Adjustment	Accounted	4,176.00	Cr
------------	-----------------------------	------------	-------------------------	-----------	----------	----

Investments · Shares in Listed Companies · Atlas Arteria - Fpo Stap Us Prohibited Excluding Qup

22/10/2021	li@armstrongadvisory.com.au	30/06/2020	Market Value Adjustment	Accounted	3,050.00	Cr
------------	-----------------------------	------------	-------------------------	-----------	----------	----

Investments · Shares in Listed Companies · BHP Group Limited

19/07/2021	li@armstrongadvisory.com.au	14/08/2019	COMMSEC COMMONWEALTH SEC	Accounted	14,789.95	Dr
22/10/2021	li@armstrongadvisory.com.au	20/12/2019	COMMSEC COMMONWEALTH SEC	Accounted	14,789.95	Cr
19/07/2021	li@armstrongadvisory.com.au	24/03/2020	COMMSEC COMMONWEALTH SEC	Accounted	16,703.80	Dr
22/10/2021	li@armstrongadvisory.com.au	17/06/2020	COMMSEC COMMONWEALTH SEC	Accounted	16,703.80	Cr

Investments · Shares in Listed Companies · Corporate Travel Management Limited

Mike Mulherin Consulting P L Superannuation Fund
General Ledger Audit Trail
For the period from 1 July 2019 to 30 June 2020

Processed Date & User	Date	Description	State	Amount
-----------------------	------	-------------	-------	--------

Assets

Investments · Shares in Listed Companies · Corporate Travel Management Limited

22/10/2021	li@armstrongadvisory.com.au	23/08/2019	COMMSEC COMMONWEALTH SEC	Accounted	11,209.92	Cr
22/10/2021	li@armstrongadvisory.com.au	30/06/2020	Market Value Adjustment	Accounted	11,290.08	Cr

Investments · Shares in Listed Companies · Cybg PLC - Cdi 1:1 Foreign Exempt Lse

22/10/2021	li@armstrongadvisory.com.au	15/11/2019	CYB/VUK Code Change	Accounted	802.00	Cr
22/10/2021	li@armstrongadvisory.com.au	30/06/2020	Market Value Adjustment	Accounted	118.00	Dr

Investments · Shares in Listed Companies · Metcash Limited

22/10/2021	li@armstrongadvisory.com.au	30/06/2020	Market Value Adjustment	Accounted	975.00	Dr
------------	-----------------------------	------------	-------------------------	-----------	--------	----

Investments · Shares in Listed Companies · National Australia Bank Limited

22/10/2021	li@armstrongadvisory.com.au	30/06/2020	Market Value Adjustment	Accounted	6,800.00	Cr
------------	-----------------------------	------------	-------------------------	-----------	----------	----

Investments · Shares in Listed Companies · Qantas Airways Limited

19/07/2021	li@armstrongadvisory.com.au	25/03/2020	COMMSEC COMMONWEALTH SEC	Accounted	10,019.63	Dr
22/10/2021	li@armstrongadvisory.com.au	30/06/2020	Market Value Adjustment	Accounted	6,612.37	Dr

Investments · Shares in Listed Companies · Rox Resources Limited

22/10/2021	li@armstrongadvisory.com.au	22/06/2020	COMMSEC COMMSEC SECURITI	Accounted	2,099.95	Dr
22/10/2021	li@armstrongadvisory.com.au	30/06/2020	Market Value Adjustment	Accounted	1,260.05	Dr

Investments · Shares in Listed Companies · Santos Limited

22/10/2021	li@armstrongadvisory.com.au	30/06/2020	Market Value Adjustment	Accounted	2,136.00	Cr
------------	-----------------------------	------------	-------------------------	-----------	----------	----

Investments · Shares in Listed Companies · Telstra Corporation Limited.

22/10/2021	li@armstrongadvisory.com.au	30/06/2020	Market Value Adjustment	Accounted	3,528.00	Cr
------------	-----------------------------	------------	-------------------------	-----------	----------	----

Investments · Shares in Listed Companies · The A2 Milk Company Limited

19/07/2021	li@armstrongadvisory.com.au	4/03/2020	COMMSEC COMMONWEALTH SEC	Accounted	9,952.20	Dr
22/10/2021	li@armstrongadvisory.com.au	30/06/2020	Market Value Adjustment	Accounted	1,990.20	Dr

Investments · Shares in Listed Companies · Virgin Money Uk PLC - Cdi 1:1 Foreign Exempt Lse

28/01/2020	Corporate Actions Wizard	15/11/2019	CYB/VUK Code Change	Accounted	802.00	Dr
22/10/2021	li@armstrongadvisory.com.au	17/06/2020	Listed Security Sale	Accounted	802.00	Cr

Investments · Shares in Listed Companies · Vocus Group Limited

22/10/2021	li@armstrongadvisory.com.au	30/06/2020	Market Value Adjustment	Accounted	624.00	Cr
------------	-----------------------------	------------	-------------------------	-----------	--------	----

Investments · Shares in Listed Companies · Woolworths Group Limited

22/10/2021	li@armstrongadvisory.com.au	30/06/2020	Market Value Adjustment	Accounted	1,336.50	Dr
------------	-----------------------------	------------	-------------------------	-----------	----------	----

Other Assets · Cash At Bank · ATO Integrated Client Account

28/01/2020	pasandi@armstrongadvisory.com.au	9/12/2019	Payment	Accounted	300.00	Dr
------------	----------------------------------	-----------	---------	-----------	--------	----

Mike Mulherin Consulting P L Superannuation Fund

General Ledger Audit Trail

For the period from 1 July 2019 to 30 June 2020

Processed Date & User	Date	Description	State	Amount
-----------------------	------	-------------	-------	--------

Assets

Other Assets - Cash At Bank - ATO Integrated Client Account

28/01/2020	pasandi@armstrongadvisory.com.au	23/12/2019	Activity statement Mar 19	Accounted	300.00	Cr
28/01/2020	pasandi@armstrongadvisory.com.au	23/12/2019	Activity statement Jun 19	Accounted	300.00	Cr
28/01/2020	pasandi@armstrongadvisory.com.au	23/12/2019	Activity statement sep 19	Accounted	298.00	Cr
28/01/2020	pasandi@armstrongadvisory.com.au	23/12/2019	Payment	Accounted	298.00	Dr

Other Assets - Cash At Bank - CBA Business Cheque Ac 7359

2/07/2019	Automated Feed	1/07/2019	DEPOSIT INTEREST	Accounted	5.01	Dr
24/07/2019	Automated Feed	23/07/2019	Super NETBANK TFR	Accounted	1,539.00	Dr
3/08/2019	Automated Feed	1/08/2019	DEPOSIT INTEREST	Accounted	0.54	Dr
2/09/2019	Automated Feed	1/09/2019	DEPOSIT INTEREST	Accounted	0.55	Dr
7/09/2019	Automated Feed	6/09/2019	August Super NETBANK TFR	Accounted	1,539.00	Dr
12/09/2019	Automated Feed	10/09/2019	July Superannuatio NETBANK TFR	Accounted	1,539.00	Dr
2/10/2019	Automated Feed	1/10/2019	DEPOSIT INTEREST	Accounted	0.55	Dr
9/10/2019	Automated Feed	8/10/2019	September Super NETBANK TFR	Accounted	1,539.00	Dr
3/11/2019	Automated Feed	1/11/2019	DEPOSIT INTEREST	Accounted	0.59	Dr
12/11/2019	Automated Feed	11/11/2019	Oct Super NETBANK TFR	Accounted	1,539.00	Dr
2/12/2019	Automated Feed	1/12/2019	DEPOSIT INTEREST	Accounted	0.58	Dr
6/12/2019	Automated Feed	5/12/2019	Transfer to other 2018 Tax Return	Accounted	1,595.00	Cr
7/12/2019	Automated Feed	6/12/2019	NETBANK BPAY TAX OFFICE PAYMENTS	Accounted	1,464.31	Cr
10/12/2019	Automated Feed	9/12/2019	NETBANK BPAY TAX OFFICE PAYMENTS	Accounted	300.00	Cr
24/12/2019	Automated Feed	23/12/2019	NETBANK BPAY TAX OFFICE PAYMENTS	Accounted	298.00	Cr
2/01/2020	Automated Feed	1/01/2020	DEPOSIT INTEREST	Accounted	0.58	Dr
2/02/2020	Automated Feed	1/02/2020	DEPOSIT INTEREST	Accounted	0.57	Dr
27/02/2020	Automated Feed	26/02/2020	NETBANK BPAY TAX OFFICE PAYMENTS	Accounted	298.00	Cr
2/03/2020	Automated Feed	1/03/2020	DEPOSIT INTEREST	Accounted	0.53	Dr
20/03/2020	Automated Feed	19/03/2020	SM Super x 3 NETBANK TFR	Accounted	712.50	Dr
26/03/2020	Automated Feed	24/03/2020	Transfer to other 2019 SuperTax Ret	Accounted	1,595.00	Cr
26/03/2020	Automated Feed	24/03/2020	NETBANK BPAY TAX OFFICE PAYMENTS	Accounted	609.38	Cr
3/04/2020	Automated Feed	1/04/2020	DEPOSIT INTEREST	Accounted	0.57	Dr
2/05/2020	Automated Feed	1/05/2020	DEPOSIT INTEREST	Accounted	0.54	Dr
26/05/2020	Automated Feed	25/05/2020	NETBANK BPAY TAX OFFICE PAYMENTS	Accounted	352.00	Cr
2/06/2020	Automated Feed	1/06/2020	DEPOSIT INTEREST	Accounted	0.56	Dr

Other Assets - Cash At Bank - CBA Investment Ac 9111

2/07/2019	Automated Feed	1/07/2019	DEPOSIT INTEREST	Accounted	59.48	Dr
3/07/2019	Automated Feed	2/07/2019	S00010556961 ARISTOCRAT DIV	Accounted	176.00	Dr
4/07/2019	Automated Feed	3/07/2019	DV201-00435119 NAB INTERIM DIV	Accounted	664.00	Dr
8/08/2019	Automated Feed	7/08/2019	S00010556961 METCASH LIMITED	Accounted	455.00	Dr
15/08/2019	Automated Feed	14/08/2019	COMMSEC COMMONWEALTH SEC	Accounted	14,789.95	Cr
24/08/2019	Automated Feed	23/08/2019	COMMSEC COMMONWEALTH SEC	Accounted	19,290.05	Dr
26/09/2019	Automated Feed	25/09/2019	AF380-00931447 BHP GROUP DIV	Accounted	454.81	Dr
27/09/2019	Automated Feed	26/09/2019	S00010556961 SANTOS LIMITED	Accounted	106.51	Dr
27/09/2019	Automated Feed - Modified by superip-internal/integration-service	26/09/2019	001232879172 TLS FNL DIV	Accounted	392.00	Dr
1/10/2019	Automated Feed	30/09/2019	001233800625 WOW FNL DIV	Accounted	188.10	Dr
2/10/2019	Automated Feed	1/10/2019	DEPOSIT INTEREST	Accounted	41.47	Dr

Mike Mulherin Consulting P L Superannuation Fund

General Ledger Audit Trail

For the period from 1 July 2019 to 30 June 2020

Processed Date & User	Date	Description	State	Amount
-----------------------	------	-------------	-------	--------

Assets

Other Assets · Cash At Bank · CBA Investment Ac 9111

5/10/2019	Automated Feed	4/10/2019	OCT19-00806520 ATLAS ARTERIA	Accounted	375.00	Dr
13/12/2019	Automated Feed	12/12/2019	DV202-00433658 NAB FINAL DIV	Accounted	664.00	Dr
18/12/2019	Automated Feed	17/12/2019	S00010556961 ARISTOCRAT DIV	Accounted	272.00	Dr
21/12/2019	Automated Feed	20/12/2019	COMMSEC COMMONWEALTH SEC	Accounted	16,046.05	Dr
2/01/2020	Automated Feed	1/01/2020	DEPOSIT INTEREST	Accounted	21.70	Dr
12/01/2020	Automated Feed	11/01/2020	Repayment CommBank app TFR	Accounted	20.00	Dr
12/01/2020	Automated Feed	11/01/2020	Transfer to other Breakfast Sig	Accounted	20.00	Cr
24/01/2020	Automated Feed	23/01/2020	S00010556961 METCASH LIMITED	Accounted	390.00	Dr
11/02/2020	Automated Feed	10/02/2020	PMS-20200210000248 1-MIKE MULHERIN	Accounted	98,234.11	Dr
16/02/2020	Automated Feed	15/02/2020	COLES 0944	Accounted	42.51	Cr
18/02/2020	Automated Feed	17/02/2020	DEE WHY GRAND PHAR	Accounted	69.90	Cr
18/02/2020	Automated Feed	17/02/2020	MY CHIROPRACTOR PT	Accounted	18.00	Cr
23/02/2020	Automated Feed	21/02/2020	CAFE AT THE SQUARE	Accounted	3.80	Cr
23/02/2020	Automated Feed	22/02/2020	PETBARN PTY LTD	Accounted	126.99	Cr
23/02/2020	Automated Feed	22/02/2020	REBEL BROOKVALE	Accounted	95.99	Cr
23/02/2020	Automated Feed	22/02/2020	ALDI STORES - BROO	Accounted	16.29	Cr
23/02/2020	Automated Feed	22/02/2020	PLINE PH DEE WHY	Accounted	7.99	Cr
24/02/2020	Automated Feed	23/02/2020	REPCO	Accounted	73.79	Cr
27/02/2020	Automated Feed	26/02/2020	MC PHARMACY PTY LT	Accounted	23.95	Cr
28/02/2020	Automated Feed	27/02/2020	TNF SYDNEY CC41660	Accounted	149.00	Cr
2/03/2020	Automated Feed	28/02/2020	MC PHARMACY PTY LT	Accounted	58.50	Cr
2/03/2020	Automated Feed	29/02/2020	BALVIN ENTERPRISES	Accounted	120.90	Cr
2/03/2020	Automated Feed	29/02/2020	PLINE PH DEE WHY	Accounted	64.50	Cr
2/03/2020	Automated Feed	29/02/2020	COLES 0784	Accounted	39.50	Cr
2/03/2020	Automated Feed	29/02/2020	COLES 0944	Accounted	37.17	Cr
2/03/2020	Automated Feed	29/02/2020	BALVIN ENTERPRISES	Accounted	34.67	Cr
2/03/2020	Automated Feed	29/02/2020	LIQUORLAND 3626	Accounted	13.00	Cr
2/03/2020	Automated Feed	29/02/2020	WHEELER GARDEN	Accounted	9.00	Cr
2/03/2020	Automated Feed	1/03/2020	BP ALLAMBIE 0754	Accounted	5.80	Cr
2/03/2020	Automated Feed	1/03/2020	WINE HAVEN	Accounted	32.00	Cr
5/03/2020	Automated Feed	3/03/2020	KFC HAYMARKET	Accounted	8.95	Cr
5/03/2020	Automated Feed	4/03/2020	COMMSEC COMMONWEALTH SEC	Accounted	9,952.20	Cr
8/03/2020	Automated Feed	6/03/2020	KURA JAPANESE HMAR	Accounted	15.66	Cr
8/03/2020	Automated Feed	7/03/2020	DEE WHY GRAND PHAR	Accounted	58.90	Cr
8/03/2020	Automated Feed	7/03/2020	SCM DEE WHY	Accounted	23.80	Cr
8/03/2020	Automated Feed	7/03/2020	COLES 0944	Accounted	10.43	Cr
8/03/2020	Automated Feed	7/03/2020	FISHER RD STORE	Accounted	6.95	Cr
21/03/2020	Automated Feed	19/03/2020	Repayment correct NETBANK TFR	Accounted	1,043.25	Dr
21/03/2020	Automated Feed	19/03/2020	Repayment NETBANK TFR	Accounted	124.69	Dr
26/03/2020	Automated Feed	24/03/2020	COMMSEC COMMONWEALTH SEC	Accounted	16,703.80	Cr
27/03/2020	Automated Feed	25/03/2020	COMMSEC COMMONWEALTH SEC	Accounted	10,019.63	Cr
27/03/2020	Automated Feed	26/03/2020	S00010556961 SANTOS LIMITED	Accounted	90.83	Dr
29/03/2020	Automated Feed	27/03/2020	001239080503 TLS ITM DIV	Accounted	392.00	Dr
3/04/2020	Automated Feed	1/04/2020	DEPOSIT INTEREST	Accounted	26.55	Dr
11/04/2020	Automated Feed	9/04/2020	001240562201 WOW ITM DIV	Accounted	151.80	Dr
18/06/2020	Automated Feed	17/06/2020	COMMSEC COMMONWEALTH SEC	Accounted	21,222.05	Dr
23/06/2020	Automated Feed	22/06/2020	COMMSEC COMMSEC SECURITI	Accounted	1,732.95	Cr

Other Assets · Current Tax Assets · Change in Carried Forward Losses

Mike Mulherin Consulting P L Superannuation Fund
General Ledger Audit Trail
For the period from 1 July 2019 to 30 June 2020

Processed Date & User	Date	Description	State	Amount
-----------------------	------	-------------	-------	--------

Assets

Other Assets · Current Tax Assets · Change in Carried Forward Losses

28/01/2020	pasandi@armstrongadvisory.com.au	1/07/2019	Fund Tax Finalisation	Accounted	1,861.00	Dr
22/10/2021	li@armstrongadvisory.com.au	30/06/2020	Change In Carry Forward Loss	Accounted	207.40	Cr

Other Assets · Current Tax Assets · Franking Credits · Shares in Listed Companies · Aristocrat Leisure Limited

28/01/2020	pasandi@armstrongadvisory.com.au	1/07/2019	Fund Tax Finalisation	Accounted	157.71	Cr
17/01/2020	Income Announcement	2/07/2019	ALL 22C FRANKED@30%; DRP SUSPENDED	Accounted	75.43	Dr
20/07/2021	li@armstrongadvisory.com.au	17/12/2019	S00010556961 ARISTOCRAT DIV	Accounted	116.57	Dr

Other Assets · Current Tax Assets · Franking Credits · Shares in Listed Companies · BHP Group Limited

20/07/2021	li@armstrongadvisory.com.au	25/09/2019	AF380-00931447 BHP GROUP DIV	Accounted	194.92	Dr
------------	-----------------------------	------------	------------------------------	-----------	--------	----

Other Assets · Current Tax Assets · Franking Credits · Shares in Listed Companies · Corporate Travel Management Lim

28/01/2020	pasandi@armstrongadvisory.com.au	1/07/2019	Fund Tax Finalisation	Accounted	122.14	Cr
------------	----------------------------------	-----------	-----------------------	-----------	--------	----

Other Assets · Current Tax Assets · Franking Credits · Shares in Listed Companies · Metcash Limited

28/01/2020	pasandi@armstrongadvisory.com.au	1/07/2019	Fund Tax Finalisation	Accounted	376.07	Cr
20/07/2021	li@armstrongadvisory.com.au	7/08/2019	S00010556961 METCASH LIMITED	Accounted	195.00	Dr
20/07/2021	li@armstrongadvisory.com.au	23/01/2020	S00010556961 METCASH LIMITED	Accounted	167.14	Dr

Other Assets · Current Tax Assets · Franking Credits · Shares in Listed Companies · National Australia Bank Limited

28/01/2020	pasandi@armstrongadvisory.com.au	1/07/2019	Fund Tax Finalisation	Accounted	678.86	Cr
17/01/2020	Income Announcement	3/07/2019	NAB 83C FR@ 30%; DRP; BSP NIL DISCOUNT	Accounted	284.57	Dr
20/07/2021	li@armstrongadvisory.com.au	12/12/2019	DV202-00433658 NAB FINAL DIV	Accounted	284.57	Dr

Other Assets · Current Tax Assets · Franking Credits · Shares in Listed Companies · Santos Limited

28/01/2020	pasandi@armstrongadvisory.com.au	1/07/2019	Fund Tax Finalisation	Accounted	68.84	Cr
20/07/2021	li@armstrongadvisory.com.au	26/09/2019	S00010556961 SANTOS LIMITED	Accounted	84.57	Dr

Other Assets · Current Tax Assets · Franking Credits · Shares in Listed Companies · Telstra Corporation Limited.

28/01/2020	pasandi@armstrongadvisory.com.au	1/07/2019	Fund Tax Finalisation	Accounted	399.00	Cr
20/07/2021	li@armstrongadvisory.com.au	26/09/2019	001232879172 TLS FNL DIV	Accounted	168.00	Dr
20/07/2021	li@armstrongadvisory.com.au	27/03/2020	001239080503 TLS ITM DIV	Accounted	168.00	Dr

Other Assets · Current Tax Assets · Franking Credits · Shares in Listed Companies · Woolworths Group Limited

28/01/2020	pasandi@armstrongadvisory.com.au	1/07/2019	Fund Tax Finalisation	Accounted	148.50	Cr
20/07/2021	li@armstrongadvisory.com.au	30/09/2019	001233800625 WOW FNL DIV	Accounted	80.61	Dr
20/07/2021	li@armstrongadvisory.com.au	9/04/2020	001240562201 WOW ITM DIV	Accounted	65.06	Dr

Other Assets · Current Tax Assets · Income Tax Instalments Paid

28/01/2020	pasandi@armstrongadvisory.com.au	1/07/2019	Fund Tax Finalisation	Accounted	600.00	Cr
------------	----------------------------------	-----------	-----------------------	-----------	--------	----

Mike Mulherin Consulting P L Superannuation Fund
General Ledger Audit Trail
For the period from 1 July 2019 to 30 June 2020

Processed Date & User	Date	Description	State	Amount
-----------------------	------	-------------	-------	--------

Assets

Other Assets · Current Tax Assets · Income Tax Instalments Paid

11/10/2021	li@armstrongadvisory.com.au	30/09/2019	NETBANK BPAY TAX OFFICE PAYMENTS	Accounted	298.00	Dr
11/10/2021	li@armstrongadvisory.com.au	31/12/2019	NETBANK BPAY TAX OFFICE PAYMENTS	Accounted	298.00	Dr
5/08/2021	li@armstrongadvisory.com.au	31/03/2020	NETBANK BPAY TAX OFFICE PAYMENTS	Accounted	352.00	Dr
11/10/2021	li@armstrongadvisory.com.au	30/06/2020	Fund Activity Statement	Accounted	109.00	Dr

Other Assets · Current Tax Assets · Income Tax Payable

28/01/2020	pasandi@armstrongadvisory.com.au	1/07/2019	Fund Tax Finalisation	Accounted	350.38	Cr
19/07/2021	li@armstrongadvisory.com.au	6/12/2019	NETBANK BPAY TAX OFFICE PAYMENTS	Accounted	1,205.31	Dr
19/07/2021	li@armstrongadvisory.com.au	24/03/2020	NETBANK BPAY TAX OFFICE PAYMENTS	Accounted	350.38	Dr

Other Assets · Current Tax Assets · Provision for Income Tax

28/01/2020	pasandi@armstrongadvisory.com.au	1/07/2019	Fund Tax Finalisation	Accounted	1,098.50	Dr
22/10/2021	li@armstrongadvisory.com.au	30/06/2020	Tax Effect Of Income	Accounted	1,594.70	Cr

Other Assets · Current Tax Assets · Withholding Credits · Shares in Listed Companies · Atlas Arteria - Fpo Stap Us Prof

28/01/2020	pasandi@armstrongadvisory.com.au	1/07/2019	Fund Tax Finalisation	Accounted	9.00	Cr
------------	----------------------------------	-----------	-----------------------	-----------	------	----

Other Assets · Current Tax Assets · Withholding Credits · Shares in Listed Companies · Corporate Travel Management I

28/01/2020	pasandi@armstrongadvisory.com.au	1/07/2019	Fund Tax Finalisation	Accounted	49.00	Cr
------------	----------------------------------	-----------	-----------------------	-----------	-------	----

Other Assets · Deferred Tax Assets · Carried Forward Capital Losses

22/10/2021	li@armstrongadvisory.com.au	30/06/2020	Change In Carry Forward Loss	Accounted	207.40	Dr
------------	-----------------------------	------------	------------------------------	-----------	--------	----

Other Assets · Deferred Tax Assets · Unrealised Gains · Losses

22/10/2021	li@armstrongadvisory.com.au	30/06/2020	Change in provision for deferred tax	Accounted	502.20	Dr
------------	-----------------------------	------------	--------------------------------------	-----------	--------	----

Other Assets · Foreign Cash At Bank · Interactive Brokers USD

8/10/2021	pasandi@armstrongadvisory.com.au	28/11/2019	Proceeds GSAT	Accounted	1,666.01	Dr
8/10/2021	pasandi@armstrongadvisory.com.au	9/02/2020	Interest	Accounted	497.41	Dr
22/10/2021	li@armstrongadvisory.com.au	10/02/2020	Transfer to AUD	Accounted	74,051.30	Cr
22/10/2021	li@armstrongadvisory.com.au	4/06/2020	Proceeds FARE	Accounted	1.45	Cr
8/10/2021	pasandi@armstrongadvisory.com.au	4/06/2020	Write off cl bal	Accounted	1.45	Dr
22/10/2021	li@armstrongadvisory.com.au	30/06/2020	Market Value Adjustment	Accounted	22,782.97	Cr

Other Assets · Receivables · Investment Income Receivable · Distributions · Shares in Listed Companies · Atlas Arteria

20/07/2021	li@armstrongadvisory.com.au	4/10/2019	OCT19-00806520 ATLAS ARTERIA	Accounted	375.00	Dr
20/07/2021	Evidence Match	4/10/2019	OCT19-00806520 ATLAS ARTERIA	Accounted	375.00	Cr

Other Assets · Receivables · Investment Income Receivable · Dividends · Shares in Listed Companies · Aristocrat Leisu

17/01/2020	Income Announcement	2/07/2019	ALL 22C FRANKED@30%; DRP SUSPENDED	Accounted	176.00	Dr
17/01/2020	Evidence Match	2/07/2019	ALL 22C FRANKED@30%; DRP SUSPENDED	Accounted	176.00	Cr

Mike Mulherin Consulting P L Superannuation Fund

General Ledger Audit Trail

For the period from 1 July 2019 to 30 June 2020

Processed Date & User	Date	Description	State	Amount
-----------------------	------	-------------	-------	--------

Assets

Other Assets · Receivables · Investment Income Receivable · Dividends · Shares in Listed Companies · Aristocrat Leisu

20/07/2021	li@armstrongadvisory.com.au	17/12/2019	S00010556961 ARISTOCRAT DIV	Accounted	272.00	Dr
20/07/2021	Evidence Match	17/12/2019	S00010556961 ARISTOCRAT DIV	Accounted	272.00	Cr

Other Assets · Receivables · Investment Income Receivable · Dividends · Shares in Listed Companies · BHP Group Limi

20/07/2021	li@armstrongadvisory.com.au	25/09/2019	AF380-00931447 BHP GROUP DIV	Accounted	454.81	Dr
20/07/2021	Evidence Match	25/09/2019	AF380-00931447 BHP GROUP DIV	Accounted	454.81	Cr

Other Assets · Receivables · Investment Income Receivable · Dividends · Shares in Listed Companies · Metcash Limited

20/07/2021	li@armstrongadvisory.com.au	7/08/2019	S00010556961 METCASH LIMITED	Accounted	455.00	Dr
20/07/2021	Evidence Match	7/08/2019	S00010556961 METCASH LIMITED	Accounted	455.00	Cr
20/07/2021	li@armstrongadvisory.com.au	23/01/2020	S00010556961 METCASH LIMITED	Accounted	390.00	Dr
20/07/2021	Evidence Match	23/01/2020	S00010556961 METCASH LIMITED	Accounted	390.00	Cr

Other Assets · Receivables · Investment Income Receivable · Dividends · Shares in Listed Companies · National Austral

17/01/2020	Income Announcement	3/07/2019	NAB 83C FR@ 30%; DRP; BSP NIL DISCOUNT	Accounted	664.00	Dr
17/01/2020	Evidence Match	3/07/2019	NAB 83C FR@ 30%; DRP; BSP NIL DISCOUNT	Accounted	664.00	Cr
20/07/2021	li@armstrongadvisory.com.au	12/12/2019	DV202-00433658 NAB FINAL DIV	Accounted	664.00	Dr
20/07/2021	Evidence Match	12/12/2019	DV202-00433658 NAB FINAL DIV	Accounted	664.00	Cr

Other Assets · Receivables · Investment Income Receivable · Dividends · Shares in Listed Companies · Santos Limited

20/07/2021	li@armstrongadvisory.com.au	26/09/2019	S00010556961 SANTOS LIMITED	Accounted	197.34	Dr
20/07/2021	Evidence Match	26/09/2019	S00010556961 SANTOS LIMITED	Accounted	197.34	Cr

Other Assets · Receivables · Investment Income Receivable · Dividends · Shares in Listed Companies · Telstra Corporat

20/07/2021	li@armstrongadvisory.com.au	26/09/2019	001232879172 TLS FNL DIV	Accounted	392.00	Dr
20/07/2021	Evidence Match	26/09/2019	001232879172 TLS FNL DIV	Accounted	392.00	Cr
20/07/2021	li@armstrongadvisory.com.au	27/03/2020	001239080503 TLS ITM DIV	Accounted	392.00	Dr
20/07/2021	Evidence Match	27/03/2020	001239080503 TLS ITM DIV	Accounted	392.00	Cr

Other Assets · Receivables · Investment Income Receivable · Dividends · Shares in Listed Companies · Woolworths Gro

20/07/2021	li@armstrongadvisory.com.au	30/09/2019	001233800625 WOW FNL DIV	Accounted	188.10	Dr
20/07/2021	Evidence Match	30/09/2019	001233800625 WOW FNL DIV	Accounted	188.10	Cr
20/07/2021	li@armstrongadvisory.com.au	9/04/2020	001240562201 WOW ITM DIV	Accounted	151.80	Dr
20/07/2021	Evidence Match	9/04/2020	001240562201 WOW ITM DIV	Accounted	151.80	Cr

Other Assets · Receivables · Investment Income Receivable · Interest · Cash At Bank · CBA Business Cheque Ac 7359

2/07/2019	Evidence Match	1/07/2019	DEPOSIT INTEREST	Accounted	5.01	Cr
2/07/2019	Auto Transaction Rules	1/07/2019	DEPOSIT INTEREST	Accounted	5.01	Dr
3/08/2019	Evidence Match	1/08/2019	DEPOSIT INTEREST	Accounted	0.54	Cr
3/08/2019	Auto Transaction Rules	1/08/2019	DEPOSIT INTEREST	Accounted	0.54	Dr
2/09/2019	Evidence Match	1/09/2019	DEPOSIT INTEREST	Accounted	0.55	Cr
2/09/2019	Auto Transaction Rules	1/09/2019	DEPOSIT INTEREST	Accounted	0.55	Dr
2/10/2019	Evidence Match	1/10/2019	DEPOSIT INTEREST	Accounted	0.55	Cr
2/10/2019	Auto Transaction Rules	1/10/2019	DEPOSIT INTEREST	Accounted	0.55	Dr
3/11/2019	Evidence Match	1/11/2019	DEPOSIT INTEREST	Accounted	0.59	Cr
3/11/2019	Auto Transaction Rules	1/11/2019	DEPOSIT INTEREST	Accounted	0.59	Dr

Mike Mulherin Consulting P L Superannuation Fund

General Ledger Audit Trail

For the period from 1 July 2019 to 30 June 2020

Processed Date & User	Date	Description	State	Amount
-----------------------	------	-------------	-------	--------

Assets

Other Assets · Receivables · Investment Income Receivable · Interest · Cash At Bank · CBA Business Cheque Ac 7359

2/12/2019	Auto Transaction Rules	1/12/2019	DEPOSIT INTEREST	Accounted	0.58	Dr
2/12/2019	Evidence Match	1/12/2019	DEPOSIT INTEREST	Accounted	0.58	Cr
2/01/2020	Evidence Match	1/01/2020	DEPOSIT INTEREST	Accounted	0.58	Cr
2/01/2020	Auto Transaction Rules	1/01/2020	DEPOSIT INTEREST	Accounted	0.58	Dr
2/02/2020	Evidence Match	1/02/2020	DEPOSIT INTEREST	Accounted	0.57	Cr
2/02/2020	Auto Transaction Rules	1/02/2020	DEPOSIT INTEREST	Accounted	0.57	Dr
2/03/2020	Evidence Match	1/03/2020	DEPOSIT INTEREST	Accounted	0.53	Cr
2/03/2020	Auto Transaction Rules	1/03/2020	DEPOSIT INTEREST	Accounted	0.53	Dr
3/04/2020	Evidence Match	1/04/2020	DEPOSIT INTEREST	Accounted	0.57	Cr
3/04/2020	Auto Transaction Rules	1/04/2020	DEPOSIT INTEREST	Accounted	0.57	Dr
2/05/2020	Evidence Match	1/05/2020	DEPOSIT INTEREST	Accounted	0.54	Cr
2/05/2020	Auto Transaction Rules	1/05/2020	DEPOSIT INTEREST	Accounted	0.54	Dr
2/06/2020	Evidence Match	1/06/2020	DEPOSIT INTEREST	Accounted	0.56	Cr
2/06/2020	Auto Transaction Rules	1/06/2020	DEPOSIT INTEREST	Accounted	0.56	Dr

Other Assets · Receivables · Investment Income Receivable · Interest · Cash At Bank · CBA Investment Ac 9111

2/07/2019	Evidence Match	1/07/2019	DEPOSIT INTEREST	Accounted	59.48	Cr
2/07/2019	Auto Transaction Rules	1/07/2019	DEPOSIT INTEREST	Accounted	59.48	Dr
2/10/2019	Evidence Match	1/10/2019	DEPOSIT INTEREST	Accounted	41.47	Cr
2/10/2019	Auto Transaction Rules	1/10/2019	DEPOSIT INTEREST	Accounted	41.47	Dr
2/01/2020	Evidence Match	1/01/2020	DEPOSIT INTEREST	Accounted	21.70	Cr
2/01/2020	Auto Transaction Rules	1/01/2020	DEPOSIT INTEREST	Accounted	21.70	Dr
3/04/2020	Evidence Match	1/04/2020	DEPOSIT INTEREST	Accounted	26.55	Cr
3/04/2020	Auto Transaction Rules	1/04/2020	DEPOSIT INTEREST	Accounted	26.55	Dr

Other Assets · Receivables · Investment Income Receivable · Interest · Foreign Cash At Bank · Interactive Brokers USD

8/10/2021	Evidence Match	9/02/2020	Interest	Accounted	497.41	Cr
8/10/2021	pasandi@armstrongadvisory.com.au	9/02/2020	Interest	Accounted	497.41	Dr
8/10/2021	Evidence Match	4/06/2020	Write off cl bal	Accounted	1.45	Cr
8/10/2021	pasandi@armstrongadvisory.com.au	4/06/2020	Write off cl bal	Accounted	1.45	Dr

Other Assets · Receivables · Member Income Receivable · Contributions · Mr Michael Mulherin

17/01/2020	Evidence Match	23/07/2019	Contribution Received	Accounted	1,301.50	Cr
17/01/2020	Transaction Rules	23/07/2019	Super NETBANK TFR	Accounted	1,301.50	Dr
17/01/2020	Evidence Match	6/09/2019	Contribution Received	Accounted	1,301.50	Cr
17/01/2020	Transaction Rules	6/09/2019	August Super NETBANK TFR	Accounted	1,301.50	Dr
17/01/2020	Evidence Match	10/09/2019	Contribution Received	Accounted	1,301.50	Cr
17/01/2020	Transaction Rules	10/09/2019	July Superannuatio NETBANK TFR	Accounted	1,301.50	Dr
17/01/2020	Evidence Match	8/10/2019	Contribution Received	Accounted	1,301.50	Cr
17/01/2020	Transaction Rules	8/10/2019	September Super NETBANK TFR	Accounted	1,301.50	Dr
17/01/2020	Evidence Match	11/11/2019	Contribution Received	Accounted	1,301.50	Cr
17/01/2020	Transaction Rules	11/11/2019	Oct Super NETBANK TFR	Accounted	1,301.50	Dr

Other Assets · Receivables · Member Income Receivable · Contributions · Mrs Sigrid Mulherin

17/01/2020	Evidence Match	23/07/2019	Contribution Received	Accounted	237.50	Cr
17/01/2020	Transaction Rules	23/07/2019	Super NETBANK TFR	Accounted	237.50	Dr
17/01/2020	Evidence Match	6/09/2019	Contribution Received	Accounted	237.50	Cr
17/01/2020	Transaction Rules	6/09/2019	August Super NETBANK TFR	Accounted	237.50	Dr
17/01/2020	Evidence Match	10/09/2019	Contribution Received	Accounted	237.50	Cr

Mike Mulherin Consulting P L Superannuation Fund

General Ledger Audit Trail

For the period from 1 July 2019 to 30 June 2020

Processed Date & User	Date	Description	State	Amount
-----------------------	------	-------------	-------	--------

Assets

Other Assets · Receivables · Member Income Receivable · Contributions · Mrs Sigrid Mulherin

17/01/2020	Transaction Rules	10/09/2019	July Superannuatio NETBANK TFR	Accounted	237.50	Dr
17/01/2020	Evidence Match	8/10/2019	Contribution Received	Accounted	237.50	Cr
17/01/2020	Transaction Rules	8/10/2019	September Super NETBANK TFR	Accounted	237.50	Dr
17/01/2020	Evidence Match	11/11/2019	Contribution Received	Accounted	237.50	Cr
17/01/2020	Transaction Rules	11/11/2019	Oct Super NETBANK TFR	Accounted	237.50	Dr
26/07/2021	Evidence Match	19/03/2020	Contribution Received	Accounted	712.50	Cr
26/07/2021	li@armstrongadvisory.com.au	19/03/2020	SM Super x 3 NETBANK TFR	Accounted	712.50	Dr

Other Assets · Unsettled Trades · Acquisitions · Shares in Listed Companies · BHP Group Limited

19/07/2021	li@armstrongadvisory.com.au	14/08/2019	COMMSEC COMMONWEALTH SEC	Accounted	14,789.95	Cr
19/07/2021	Evidence Match	14/08/2019	COMMSEC COMMONWEALTH SEC	Accounted	14,789.95	Dr
19/07/2021	li@armstrongadvisory.com.au	24/03/2020	COMMSEC COMMONWEALTH SEC	Accounted	16,703.80	Cr
19/07/2021	Evidence Match	24/03/2020	COMMSEC COMMONWEALTH SEC	Accounted	16,703.80	Dr

Other Assets · Unsettled Trades · Acquisitions · Shares in Listed Companies · Qantas Airways Limited

19/07/2021	li@armstrongadvisory.com.au	25/03/2020	COMMSEC COMMONWEALTH SEC	Accounted	10,019.63	Cr
19/07/2021	Evidence Match	25/03/2020	COMMSEC COMMONWEALTH SEC	Accounted	10,019.63	Dr

Other Assets · Unsettled Trades · Acquisitions · Shares in Listed Companies · Rox Resources Limited

22/10/2021	li@armstrongadvisory.com.au	22/06/2020	COMMSEC COMMSEC SECURITI	Accounted	2,099.95	Cr
22/10/2021	Evidence Match	22/06/2020	COMMSEC COMMSEC SECURITI	Accounted	2,099.95	Dr

Other Assets · Unsettled Trades · Acquisitions · Shares in Listed Companies · The A2 Milk Company Limited

19/07/2021	li@armstrongadvisory.com.au	4/03/2020	COMMSEC COMMONWEALTH SEC	Accounted	9,952.20	Cr
19/07/2021	Evidence Match	4/03/2020	COMMSEC COMMONWEALTH SEC	Accounted	9,952.20	Dr

Other Assets · Unsettled Trades · Disposals · Shares in Listed Companies - Foreign · Globalstar Inc

8/10/2021	Evidence Match	28/11/2019	Proceeds GSAT	Accounted	1,666.01	Cr
8/10/2021	pasandi@armstrongadvisory.com.au	28/11/2019	Proceeds GSAT	Accounted	1,666.01	Dr

Other Assets · Unsettled Trades · Disposals · Shares in Listed Companies - Foreign · World Moto Ltd

8/10/2021	Evidence Match	4/06/2020	Proceeds FARE	Accounted	1.45	Dr
8/10/2021	pasandi@armstrongadvisory.com.au	4/06/2020	Proceeds FARE	Accounted	1.45	Cr

Other Assets · Unsettled Trades · Disposals · Shares in Listed Companies · BHP Group Limited

19/07/2021	Evidence Match	20/12/2019	COMMSEC COMMONWEALTH SEC	Accounted	16,046.05	Cr
19/07/2021	li@armstrongadvisory.com.au	20/12/2019	COMMSEC COMMONWEALTH SEC	Accounted	16,046.05	Dr
19/07/2021	Evidence Match	17/06/2020	COMMSEC COMMONWEALTH SEC	Accounted	21,222.05	Cr
19/07/2021	li@armstrongadvisory.com.au	17/06/2020	COMMSEC COMMONWEALTH SEC	Accounted	21,222.05	Dr

Other Assets · Unsettled Trades · Disposals · Shares in Listed Companies · Corporate Travel Management Limited

19/07/2021	Evidence Match	23/08/2019	COMMSEC COMMONWEALTH SEC	Accounted	19,290.05	Cr
19/07/2021	li@armstrongadvisory.com.au	23/08/2019	COMMSEC COMMONWEALTH SEC	Accounted	19,290.05	Dr

Other Assets · Unsettled Trades · Disposals · Shares in Listed Companies · Virgin Money Uk PLC - Cdi 1:1 Foreign Exen

22/10/2021	li@armstrongadvisory.com.au	17/06/2020	Listed Security Sale	Accounted	367.00	Dr
------------	-----------------------------	------------	----------------------	-----------	--------	----

Mike Mulherin Consulting P L Superannuation Fund

General Ledger Audit Trail

For the period from 1 July 2019 to 30 June 2020

Processed Date & User	Date	Description	State	Amount
-----------------------	------	-------------	-------	--------

Assets

Other Assets · Unsettled Trades · Disposals · Shares in Listed Companies · Virgin Money Uk PLC - Cdi 1:1 Foreign Exen

22/10/2021	Evidence Match	22/06/2020	Listed Security Sale	Accounted	367.00	Cr
------------	----------------	------------	----------------------	-----------	--------	----

Liabilities

Fund Suspense · ATO Integrated Client Account

28/01/2020	pasandi@armstrongadvisory.com.au	9/12/2019	Payment	Accounted	300.00	Cr
28/01/2020	Evidence Match	23/12/2019	Activity statement Mar 19	Accounted	300.00	Cr
28/01/2020	Evidence Match	23/12/2019	Payment	Accounted	300.00	Dr
28/01/2020	Evidence Match	23/12/2019	Activity statement Jun 19	Accounted	300.00	Cr
28/01/2020	Evidence Match	23/12/2019	Activity statement sep 19	Accounted	298.00	Cr
28/01/2020	Evidence Match	23/12/2019	Payment	Accounted	298.00	Dr
28/01/2020	pasandi@armstrongadvisory.com.au	23/12/2019	Activity statement Mar 19	Accounted	300.00	Dr
28/01/2020	pasandi@armstrongadvisory.com.au	23/12/2019	Activity statement Jun 19	Accounted	300.00	Dr
28/01/2020	pasandi@armstrongadvisory.com.au	23/12/2019	Activity statement sep 19	Accounted	298.00	Dr
28/01/2020	pasandi@armstrongadvisory.com.au	23/12/2019	Payment	Accounted	298.00	Cr

Fund Suspense · CBA Business Cheque Ac 7359

2/07/2019	Evidence Match	1/07/2019	DEPOSIT INTEREST	Accounted	5.01	Dr
2/07/2019	Automated Feed	1/07/2019	DEPOSIT INTEREST	Accounted	5.01	Cr
17/01/2020	Evidence Match	23/07/2019	Super NETBANK TFR	Accounted	1,301.50	Dr
17/01/2020	Evidence Match	23/07/2019	Super NETBANK TFR	Accounted	237.50	Dr
24/07/2019	Automated Feed	23/07/2019	Super NETBANK TFR	Accounted	1,539.00	Cr
3/08/2019	Evidence Match	1/08/2019	DEPOSIT INTEREST	Accounted	0.54	Dr
3/08/2019	Automated Feed	1/08/2019	DEPOSIT INTEREST	Accounted	0.54	Cr
2/09/2019	Evidence Match	1/09/2019	DEPOSIT INTEREST	Accounted	0.55	Dr
2/09/2019	Automated Feed	1/09/2019	DEPOSIT INTEREST	Accounted	0.55	Cr
17/01/2020	Evidence Match	6/09/2019	August Super NETBANK TFR	Accounted	1,301.50	Dr
17/01/2020	Evidence Match	6/09/2019	August Super NETBANK TFR	Accounted	237.50	Dr
7/09/2019	Automated Feed	6/09/2019	August Super NETBANK TFR	Accounted	1,539.00	Cr
12/09/2019	Automated Feed	10/09/2019	July Superannuatio NETBANK TFR	Accounted	1,539.00	Cr
17/01/2020	Evidence Match	10/09/2019	July Superannuatio NETBANK TFR	Accounted	237.50	Dr
17/01/2020	Evidence Match	10/09/2019	July Superannuatio NETBANK TFR	Accounted	1,301.50	Dr
2/10/2019	Evidence Match	1/10/2019	DEPOSIT INTEREST	Accounted	0.55	Dr
2/10/2019	Automated Feed	1/10/2019	DEPOSIT INTEREST	Accounted	0.55	Cr
17/01/2020	Evidence Match	8/10/2019	September Super NETBANK TFR	Accounted	1,301.50	Dr
17/01/2020	Evidence Match	8/10/2019	September Super NETBANK TFR	Accounted	237.50	Dr
9/10/2019	Automated Feed	8/10/2019	September Super NETBANK TFR	Accounted	1,539.00	Cr
3/11/2019	Evidence Match	1/11/2019	DEPOSIT INTEREST	Accounted	0.59	Dr
3/11/2019	Automated Feed	1/11/2019	DEPOSIT INTEREST	Accounted	0.59	Cr
17/01/2020	Evidence Match	11/11/2019	Oct Super NETBANK TFR	Accounted	1,301.50	Dr
17/01/2020	Evidence Match	11/11/2019	Oct Super NETBANK TFR	Accounted	237.50	Dr
12/11/2019	Automated Feed	11/11/2019	Oct Super NETBANK TFR	Accounted	1,539.00	Cr
2/12/2019	Evidence Match	1/12/2019	DEPOSIT INTEREST	Accounted	0.58	Dr
2/12/2019	Automated Feed	1/12/2019	DEPOSIT INTEREST	Accounted	0.58	Cr
26/07/2021	Evidence Match	5/12/2019	Transfer to other 2018 Tax Return	Accounted	275.00	Cr
6/12/2019	Automated Feed	5/12/2019	Transfer to other 2018 Tax Return	Accounted	1,595.00	Dr

Mike Mulherin Consulting P L Superannuation Fund

General Ledger Audit Trail

For the period from 1 July 2019 to 30 June 2020

Processed Date & User	Date	Description	State	Amount
-----------------------	------	-------------	-------	--------

Liabilities

Fund Suspense - CBA Business Cheque Ac 7359

26/07/2021	Evidence Match	5/12/2019	Transfer to other 2018 Tax Return	Accounted	1,320.00	Cr
19/07/2021	Evidence Match	6/12/2019	NETBANK BPAY TAX OFFICE PAYMENTS	Accounted	1,464.31	Cr
7/12/2019	Automated Feed	6/12/2019	NETBANK BPAY TAX OFFICE PAYMENTS	Accounted	1,464.31	Dr
28/01/2020	Evidence Match	9/12/2019	NETBANK BPAY TAX OFFICE PAYMENTS	Accounted	300.00	Cr
10/12/2019	Automated Feed	9/12/2019	NETBANK BPAY TAX OFFICE PAYMENTS	Accounted	300.00	Dr
11/10/2021	Evidence Match	23/12/2019	NETBANK BPAY TAX OFFICE PAYMENTS	Accounted	298.00	Cr
24/12/2019	Automated Feed	23/12/2019	NETBANK BPAY TAX OFFICE PAYMENTS	Accounted	298.00	Dr
2/01/2020	Evidence Match	1/01/2020	DEPOSIT INTEREST	Accounted	0.58	Dr
2/01/2020	Automated Feed	1/01/2020	DEPOSIT INTEREST	Accounted	0.58	Cr
2/02/2020	Evidence Match	1/02/2020	DEPOSIT INTEREST	Accounted	0.57	Dr
2/02/2020	Automated Feed	1/02/2020	DEPOSIT INTEREST	Accounted	0.57	Cr
11/10/2021	Evidence Match	26/02/2020	NETBANK BPAY TAX OFFICE PAYMENTS	Accounted	298.00	Cr
27/02/2020	Automated Feed	26/02/2020	NETBANK BPAY TAX OFFICE PAYMENTS	Accounted	298.00	Dr
2/03/2020	Automated Feed	1/03/2020	DEPOSIT INTEREST	Accounted	0.53	Cr
2/03/2020	Evidence Match	1/03/2020	DEPOSIT INTEREST	Accounted	0.53	Dr
26/07/2021	Evidence Match	19/03/2020	SM Super x 3 NETBANK TFR	Accounted	712.50	Dr
20/03/2020	Automated Feed	19/03/2020	SM Super x 3 NETBANK TFR	Accounted	712.50	Cr
26/07/2021	Evidence Match	24/03/2020	Transfer to other 2019 SuperTax Ret	Accounted	1,320.00	Cr
26/07/2021	Evidence Match	24/03/2020	Transfer to other 2019 SuperTax Ret	Accounted	275.00	Cr
19/07/2021	Evidence Match	24/03/2020	NETBANK BPAY TAX OFFICE PAYMENTS	Accounted	609.38	Cr
26/03/2020	Automated Feed	24/03/2020	Transfer to other 2019 SuperTax Ret	Accounted	1,595.00	Dr
26/03/2020	Automated Feed	24/03/2020	NETBANK BPAY TAX OFFICE PAYMENTS	Accounted	609.38	Dr
3/04/2020	Evidence Match	1/04/2020	DEPOSIT INTEREST	Accounted	0.57	Dr
3/04/2020	Automated Feed	1/04/2020	DEPOSIT INTEREST	Accounted	0.57	Cr
2/05/2020	Evidence Match	1/05/2020	DEPOSIT INTEREST	Accounted	0.54	Dr
2/05/2020	Automated Feed	1/05/2020	DEPOSIT INTEREST	Accounted	0.54	Cr
11/10/2021	Evidence Match	25/05/2020	NETBANK BPAY TAX OFFICE PAYMENTS	Accounted	352.00	Cr
26/05/2020	Automated Feed	25/05/2020	NETBANK BPAY TAX OFFICE PAYMENTS	Accounted	352.00	Dr
2/06/2020	Evidence Match	1/06/2020	DEPOSIT INTEREST	Accounted	0.56	Dr
2/06/2020	Automated Feed	1/06/2020	DEPOSIT INTEREST	Accounted	0.56	Cr

Fund Suspense - CBA Investment Ac 9111

2/07/2019	Evidence Match	1/07/2019	DEPOSIT INTEREST	Accounted	59.48	Dr
2/07/2019	Automated Feed	1/07/2019	DEPOSIT INTEREST	Accounted	59.48	Cr
17/01/2020	Evidence Match	2/07/2019	S00010556961 ARISTOCRAT DIV	Accounted	176.00	Dr
3/07/2019	Automated Feed	2/07/2019	S00010556961 ARISTOCRAT DIV	Accounted	176.00	Cr
17/01/2020	Evidence Match	3/07/2019	DV201-00435119 NAB INTERIM DIV	Accounted	664.00	Dr
4/07/2019	Automated Feed	3/07/2019	DV201-00435119 NAB INTERIM DIV	Accounted	664.00	Cr
20/07/2021	Evidence Match	7/08/2019	S00010556961 METCASH LIMITED	Accounted	455.00	Dr
8/08/2019	Automated Feed	7/08/2019	S00010556961 METCASH LIMITED	Accounted	455.00	Cr
19/07/2021	Evidence Match	14/08/2019	COMMSEC COMMONWEALTH SEC	Accounted	14,789.95	Cr
15/08/2019	Automated Feed	14/08/2019	COMMSEC COMMONWEALTH SEC	Accounted	14,789.95	Dr
24/08/2019	Automated Feed	23/08/2019	COMMSEC COMMONWEALTH SEC	Accounted	19,290.05	Cr
19/07/2021	Evidence Match	23/08/2019	COMMSEC COMMONWEALTH SEC	Accounted	19,290.05	Dr
20/07/2021	Evidence Match	25/09/2019	AF380-00931447 BHP GROUP DIV	Accounted	454.81	Dr
26/09/2019	Automated Feed	25/09/2019	AF380-00931447 BHP GROUP DIV	Accounted	454.81	Cr
20/07/2021	Evidence Match	26/09/2019	001232879172 TLS FNL DIV	Accounted	392.00	Dr
20/07/2021	Evidence Match	26/09/2019	S00010556961 SANTOS LIMITED	Accounted	197.34	Dr
27/09/2019	Automated Feed	26/09/2019	S00010556961 SANTOS LIMITED	Accounted	106.51	Cr

Mike Mulherin Consulting P L Superannuation Fund
General Ledger Audit Trail
For the period from 1 July 2019 to 30 June 2020

Processed Date & User	Date	Description	State	Amount
-----------------------	------	-------------	-------	--------

Liabilities

Fund Suspense - CBA Investment Ac 9111

27/09/2019	Automated Feed - Modified by superip-internal/integration-service	26/09/2019	001232879172 TLS FNL DIV	Accounted	392.00	Cr
20/07/2021	Evidence Match	30/09/2019	001233800625 WOW FNL DIV	Accounted	188.10	Dr
1/10/2019	Automated Feed	30/09/2019	001233800625 WOW FNL DIV	Accounted	188.10	Cr
2/10/2019	Evidence Match	1/10/2019	DEPOSIT INTEREST	Accounted	41.47	Dr
2/10/2019	Automated Feed	1/10/2019	DEPOSIT INTEREST	Accounted	41.47	Cr
5/10/2019	Automated Feed	4/10/2019	OCT19-00806520 ATLAS ARTERIA	Accounted	375.00	Cr
20/07/2021	Evidence Match	4/10/2019	OCT19-00806520 ATLAS ARTERIA	Accounted	375.00	Dr
20/07/2021	Evidence Match	12/12/2019	DV202-00433658 NAB FINAL DIV	Accounted	664.00	Dr
13/12/2019	Automated Feed	12/12/2019	DV202-00433658 NAB FINAL DIV	Accounted	664.00	Cr
20/07/2021	Evidence Match	17/12/2019	S00010556961 ARISTOCRAT DIV	Accounted	272.00	Dr
18/12/2019	Automated Feed	17/12/2019	S00010556961 ARISTOCRAT DIV	Accounted	272.00	Cr
19/07/2021	Evidence Match	20/12/2019	COMMSEC COMMONWEALTH SEC	Accounted	16,046.05	Dr
21/12/2019	Automated Feed	20/12/2019	COMMSEC COMMONWEALTH SEC	Accounted	16,046.05	Cr
2/01/2020	Evidence Match	1/01/2020	DEPOSIT INTEREST	Accounted	21.70	Dr
2/01/2020	Automated Feed	1/01/2020	DEPOSIT INTEREST	Accounted	21.70	Cr
12/01/2020	Automated Feed	11/01/2020	Transfer to other Breakfast Sig	Accounted	20.00	Dr
12/01/2020	Automated Feed	11/01/2020	Repayment CommBank app TFR	Accounted	20.00	Cr
20/07/2021	Evidence Match	11/01/2020	Repayment CommBank app TFR	Accounted	20.00	Dr
20/07/2021	Evidence Match	11/01/2020	Transfer to other Breakfast Sig	Accounted	20.00	Cr
20/07/2021	Evidence Match	23/01/2020	S00010556961 METCASH LIMITED	Accounted	390.00	Dr
24/01/2020	Automated Feed	23/01/2020	S00010556961 METCASH LIMITED	Accounted	390.00	Cr
8/10/2021	Evidence Match	10/02/2020	PMS-20200210000248 1-MIKE MULHERIN	Accounted	98,234.11	Dr
11/02/2020	Automated Feed	10/02/2020	PMS-20200210000248 1-MIKE MULHERIN	Accounted	98,234.11	Cr
16/02/2020	Automated Feed	15/02/2020	COLES 0944	Accounted	42.51	Dr
18/02/2020	Automated Feed	17/02/2020	DEE WHY GRAND PHAR	Accounted	69.90	Dr
18/02/2020	Automated Feed	17/02/2020	MY CHIROPRACTOR PT	Accounted	18.00	Dr
23/02/2020	Automated Feed	21/02/2020	CAFE AT THE SQUARE	Accounted	3.80	Dr
23/02/2020	Automated Feed	22/02/2020	REBEL BROOKVALE	Accounted	95.99	Dr
23/02/2020	Automated Feed	22/02/2020	ALDI STORES - BROO	Accounted	16.29	Dr
23/02/2020	Automated Feed	22/02/2020	PETBARN PTY LTD	Accounted	126.99	Dr
23/02/2020	Automated Feed	22/02/2020	PLINE PH DEE WHY	Accounted	7.99	Dr
24/02/2020	Automated Feed	23/02/2020	REPCO	Accounted	73.79	Dr
27/02/2020	Automated Feed	26/02/2020	MC PHARMACY PTY LT	Accounted	23.95	Dr
28/02/2020	Automated Feed	27/02/2020	TNF SYDNEY CC41660	Accounted	149.00	Dr
2/03/2020	Automated Feed	28/02/2020	MC PHARMACY PTY LT	Accounted	58.50	Dr
2/03/2020	Automated Feed	29/02/2020	WHEELER GARDEN	Accounted	9.00	Dr
2/03/2020	Automated Feed	29/02/2020	BALVIN ENTERPRISES	Accounted	34.67	Dr
2/03/2020	Automated Feed	29/02/2020	COLES 0944	Accounted	37.17	Dr
2/03/2020	Automated Feed	29/02/2020	LIQUORLAND 3626	Accounted	13.00	Dr
2/03/2020	Automated Feed	29/02/2020	PLINE PH DEE WHY	Accounted	64.50	Dr
2/03/2020	Automated Feed	29/02/2020	BALVIN ENTERPRISES	Accounted	120.90	Dr
2/03/2020	Automated Feed	29/02/2020	COLES 0784	Accounted	39.50	Dr
2/03/2020	Automated Feed	1/03/2020	BP ALLAMBIE 0754	Accounted	5.80	Dr
2/03/2020	Automated Feed	1/03/2020	WINE HAVEN	Accounted	32.00	Dr
5/03/2020	Automated Feed	3/03/2020	KFC HAYMARKET	Accounted	8.95	Dr
19/07/2021	Evidence Match	4/03/2020	COMMSEC COMMONWEALTH SEC	Accounted	9,952.20	Cr

Mike Mulherin Consulting P L Superannuation Fund

General Ledger Audit Trail

For the period from 1 July 2019 to 30 June 2020

Processed Date & User	Date	Description	State	Amount
-----------------------	------	-------------	-------	--------

Liabilities

Fund Suspense - CBA Investment Ac 9111

5/03/2020	Automated Feed	4/03/2020	COMMSEC COMMONWEALTH SEC	Accounted	9,952.20	Dr
8/03/2020	Automated Feed	6/03/2020	KURA JAPANESE HMAR	Accounted	15.66	Dr
8/03/2020	Automated Feed	7/03/2020	FISHER RD STORE	Accounted	6.95	Dr
8/03/2020	Automated Feed	7/03/2020	COLES 0944	Accounted	10.43	Dr
8/03/2020	Automated Feed	7/03/2020	DEE WHY GRAND PHAR	Accounted	58.90	Dr
8/03/2020	Automated Feed	7/03/2020	SCM DEE WHY	Accounted	23.80	Dr
26/07/2021	Evidence Match	19/03/2020	Repayment correct NETBANK TFR	Accounted	16.29	Dr
26/07/2021	Evidence Match	19/03/2020	COLES 0784	Accounted	39.50	Cr
26/07/2021	Evidence Match	19/03/2020	Repayment correct NETBANK TFR	Accounted	15.66	Dr
26/07/2021	Evidence Match	19/03/2020	KURA JAPANESE HMAR	Accounted	15.66	Cr
26/07/2021	Evidence Match	19/03/2020	Repayment correct NETBANK TFR	Accounted	69.90	Dr
26/07/2021	Evidence Match	19/03/2020	DEE WHY GRAND PHAR	Accounted	69.90	Cr
26/07/2021	Evidence Match	19/03/2020	Repayment correct NETBANK TFR	Accounted	34.67	Dr
26/07/2021	Evidence Match	19/03/2020	BALVIN ENTERPRISES	Accounted	34.67	Cr
26/07/2021	Evidence Match	19/03/2020	Repayment correct NETBANK TFR	Accounted	18.00	Dr
26/07/2021	Evidence Match	19/03/2020	MY CHIROPRACTOR PT	Accounted	18.00	Cr
26/07/2021	Evidence Match	19/03/2020	Repayment correct NETBANK TFR	Accounted	95.99	Dr
26/07/2021	Evidence Match	19/03/2020	REBEL BROOKVALE	Accounted	95.99	Cr
26/07/2021	Evidence Match	19/03/2020	ALDI STORES - BROO	Accounted	16.29	Cr
26/07/2021	Evidence Match	19/03/2020	COLES 0944	Accounted	10.43	Cr
26/07/2021	Evidence Match	19/03/2020	FISHER RD STORE	Accounted	6.95	Cr
26/07/2021	Evidence Match	19/03/2020	Repayment correct NETBANK TFR	Accounted	149.00	Dr
26/07/2021	Evidence Match	19/03/2020	TNF SYDNEY CC41660	Accounted	149.00	Cr
26/07/2021	Evidence Match	19/03/2020	Repayment correct NETBANK TFR	Accounted	126.99	Dr
26/07/2021	Evidence Match	19/03/2020	PETBARN PTY LTD	Accounted	126.99	Cr
26/07/2021	Evidence Match	19/03/2020	Repayment correct NETBANK TFR	Accounted	5.80	Dr
26/07/2021	Evidence Match	19/03/2020	BP ALLAMBIE 0754	Accounted	5.80	Cr
26/07/2021	Evidence Match	19/03/2020	Repayment correct NETBANK TFR	Accounted	10.43	Dr
26/07/2021	Evidence Match	19/03/2020	Repayment correct NETBANK TFR	Accounted	39.50	Dr
26/07/2021	Evidence Match	19/03/2020	Repayment correct NETBANK TFR	Accounted	9.00	Dr
26/07/2021	Evidence Match	19/03/2020	WHEELER GARDEN	Accounted	9.00	Cr
21/03/2020	Automated Feed	19/03/2020	Repayment correct NETBANK TFR	Accounted	1,043.25	Cr
21/03/2020	Automated Feed	19/03/2020	Repayment NETBANK TFR	Accounted	124.69	Cr
26/07/2021	Evidence Match	19/03/2020	Repayment correct NETBANK TFR	Accounted	6.95	Dr
26/07/2021	Evidence Match	19/03/2020	BALVIN ENTERPRISES	Accounted	120.90	Cr
26/07/2021	Evidence Match	19/03/2020	WINE HAVEN	Accounted	32.00	Cr
26/07/2021	Evidence Match	19/03/2020	KFC HAYMARKET	Accounted	8.95	Cr
26/07/2021	Evidence Match	19/03/2020	Repayment correct NETBANK TFR	Accounted	124.69	Cr
26/07/2021	Evidence Match	19/03/2020	Repayment NETBANK TFR	Accounted	124.69	Dr
26/07/2021	Evidence Match	19/03/2020	Repayment correct NETBANK TFR	Accounted	32.00	Dr
26/07/2021	Evidence Match	19/03/2020	Repayment correct NETBANK TFR	Accounted	73.79	Dr
26/07/2021	Evidence Match	19/03/2020	Repayment correct NETBANK TFR	Accounted	120.90	Dr
26/07/2021	Evidence Match	19/03/2020	Repayment correct NETBANK TFR	Accounted	58.90	Dr
26/07/2021	Evidence Match	19/03/2020	DEE WHY GRAND PHAR	Accounted	58.90	Cr
26/07/2021	Evidence Match	19/03/2020	Repayment correct NETBANK TFR	Accounted	58.50	Dr
26/07/2021	Evidence Match	19/03/2020	MC PHARMACY PTY LT	Accounted	58.50	Cr
26/07/2021	Evidence Match	19/03/2020	Repayment correct NETBANK TFR	Accounted	7.99	Dr
26/07/2021	Evidence Match	19/03/2020	PLINE PH DEE WHY	Accounted	7.99	Cr
26/07/2021	Evidence Match	19/03/2020	Repayment correct NETBANK TFR	Accounted	64.50	Dr

Mike Mulherin Consulting P L Superannuation Fund

General Ledger Audit Trail

For the period from 1 July 2019 to 30 June 2020

Processed Date & User	Date	Description	State	Amount
-----------------------	------	-------------	-------	--------

Liabilities

Fund Suspense - CBA Investment Ac 9111

26/07/2021	Evidence Match	19/03/2020	PLINE PH DEE WHY	Accounted	64.50	Cr
26/07/2021	Evidence Match	19/03/2020	REPCO	Accounted	73.79	Cr
26/07/2021	Evidence Match	19/03/2020	CAFE AT THE SQUARE	Accounted	3.80	Cr
26/07/2021	Evidence Match	19/03/2020	Repayment correct NETBANK TFR	Accounted	23.95	Dr
26/07/2021	Evidence Match	19/03/2020	MC PHARMACY PTY LT	Accounted	23.95	Cr
26/07/2021	Evidence Match	19/03/2020	Repayment correct NETBANK TFR	Accounted	13.00	Dr
26/07/2021	Evidence Match	19/03/2020	LIQUORLAND 3626	Accounted	13.00	Cr
26/07/2021	Evidence Match	19/03/2020	Repayment correct NETBANK TFR	Accounted	42.51	Dr
26/07/2021	Evidence Match	19/03/2020	COLES 0944	Accounted	42.51	Cr
26/07/2021	Evidence Match	19/03/2020	Repayment correct NETBANK TFR	Accounted	37.17	Dr
26/07/2021	Evidence Match	19/03/2020	COLES 0944	Accounted	37.17	Cr
26/07/2021	Evidence Match	19/03/2020	Repayment correct NETBANK TFR	Accounted	23.80	Dr
26/07/2021	Evidence Match	19/03/2020	SCM DEE WHY	Accounted	23.80	Cr
26/07/2021	Evidence Match	19/03/2020	Repayment correct NETBANK TFR	Accounted	8.95	Dr
26/07/2021	Evidence Match	19/03/2020	Repayment correct NETBANK TFR	Accounted	3.80	Dr
19/07/2021	Evidence Match	24/03/2020	COMMSEC COMMONWEALTH SEC	Accounted	16,703.80	Cr
26/03/2020	Automated Feed	24/03/2020	COMMSEC COMMONWEALTH SEC	Accounted	16,703.80	Dr
27/03/2020	Automated Feed	25/03/2020	COMMSEC COMMONWEALTH SEC	Accounted	10,019.63	Dr
19/07/2021	Evidence Match	25/03/2020	COMMSEC COMMONWEALTH SEC	Accounted	10,019.63	Cr
27/03/2020	Automated Feed	26/03/2020	S00010556961 SANTOS LIMITED	Accounted	90.83	Cr
20/07/2021	Evidence Match	27/03/2020	001239080503 TLS ITM DIV	Accounted	392.00	Dr
29/03/2020	Automated Feed	27/03/2020	001239080503 TLS ITM DIV	Accounted	392.00	Cr
3/04/2020	Evidence Match	1/04/2020	DEPOSIT INTEREST	Accounted	26.55	Dr
3/04/2020	Automated Feed	1/04/2020	DEPOSIT INTEREST	Accounted	26.55	Cr
20/07/2021	Evidence Match	9/04/2020	001240562201 WOW ITM DIV	Accounted	151.80	Dr
11/04/2020	Automated Feed	9/04/2020	001240562201 WOW ITM DIV	Accounted	151.80	Cr
19/07/2021	Evidence Match	17/06/2020	COMMSEC COMMONWEALTH SEC	Accounted	21,222.05	Dr
18/06/2020	Automated Feed	17/06/2020	COMMSEC COMMONWEALTH SEC	Accounted	21,222.05	Cr
22/10/2021	Evidence Match	22/06/2020	COMMSEC COMMSEC SECURITI	Accounted	2,099.95	Cr
22/10/2021	Evidence Match	22/06/2020	COMMSEC COMMSEC SECURITI	Accounted	367.00	Dr
23/06/2020	Automated Feed	22/06/2020	COMMSEC COMMSEC SECURITI	Accounted	1,732.95	Dr

Fund Suspense - Interactive Brokers USD

8/10/2021	Evidence Match	28/11/2019	Proceeds GSAT	Accounted	1,666.01	Dr
8/10/2021	pasandi@armstrongadvisory.com.au	28/11/2019	Proceeds GSAT	Accounted	1,666.01	Cr
8/10/2021	Evidence Match	9/02/2020	Interest	Accounted	497.41	Dr
8/10/2021	pasandi@armstrongadvisory.com.au	9/02/2020	Interest	Accounted	497.41	Cr
8/10/2021	Evidence Match	10/02/2020	Transfer to AUD	Accounted	98,234.11	Cr
8/10/2021	pasandi@armstrongadvisory.com.au	10/02/2020	Transfer to AUD	Accounted	98,234.11	Dr
8/10/2021	Evidence Match	4/06/2020	Write off cl bal	Accounted	1.45	Dr
8/10/2021	pasandi@armstrongadvisory.com.au	4/06/2020	Write off cl bal	Accounted	1.45	Cr
8/10/2021	Evidence Match	4/06/2020	Proceeds FARE	Accounted	1.45	Cr
8/10/2021	pasandi@armstrongadvisory.com.au	4/06/2020	Proceeds FARE	Accounted	1.45	Dr

Income Tax Suspense

19/07/2021	li@armstrongadvisory.com.au	6/12/2019	NETBANK BPAY TAX OFFICE PAYMENTS	Accounted	1,464.31	Cr
------------	-----------------------------	-----------	----------------------------------	-----------	----------	----

Mike Mulherin Consulting P L Superannuation Fund
General Ledger Audit Trail
For the period from 1 July 2019 to 30 June 2020

Processed Date & User	Date	Description	State	Amount
-----------------------	------	-------------	-------	--------

Liabilities

Income Tax Suspense

19/07/2021	Evidence Match	6/12/2019	NETBANK BPAY TAX OFFICE PAYMENTS	Accounted	1,464.31	Dr
19/07/2021	li@armstrongadvisory.com.au	24/03/2020	NETBANK BPAY TAX OFFICE PAYMENTS	Accounted	609.38	Cr
19/07/2021	Evidence Match	24/03/2020	NETBANK BPAY TAX OFFICE PAYMENTS	Accounted	609.38	Dr

Other Creditors and Accruals - Accountancy Fee

26/07/2021	Evidence Match	5/12/2019	Transfer to other 2018 Tax Return	Accounted	1,320.00	Dr
26/07/2021	li@armstrongadvisory.com.au	5/12/2019	Transfer to other 2018 Tax Return	Accounted	1,320.00	Cr
26/07/2021	Evidence Match	24/03/2020	Transfer to other 2019 SuperTax Ret	Accounted	1,320.00	Dr
26/07/2021	li@armstrongadvisory.com.au	24/03/2020	Transfer to other 2019 SuperTax Ret	Accounted	1,320.00	Cr

Other Creditors and Accruals - Auditor Fee

26/07/2021	Evidence Match	5/12/2019	Transfer to other 2018 Tax Return	Accounted	275.00	Dr
26/07/2021	li@armstrongadvisory.com.au	5/12/2019	Transfer to other 2018 Tax Return	Accounted	275.00	Cr
26/07/2021	Evidence Match	24/03/2020	Transfer to other 2019 SuperTax Ret	Accounted	275.00	Dr
26/07/2021	li@armstrongadvisory.com.au	24/03/2020	Transfer to other 2019 SuperTax Ret	Accounted	275.00	Cr

Other Taxes Payable - Activity Statement Payable - Refundable

11/10/2021	li@armstrongadvisory.com.au	30/09/2019	NETBANK BPAY TAX OFFICE PAYMENTS	Accounted	298.00	Cr
28/01/2020	Evidence Match	9/12/2019	Fund Activity Statement	Accounted	300.00	Dr
11/10/2021	Evidence Match	23/12/2019	NETBANK BPAY TAX OFFICE PAYMENTS	Accounted	298.00	Dr
28/01/2020	Evidence Match	23/12/2019	Fund Activity Statement	Accounted	300.00	Dr
11/10/2021	li@armstrongadvisory.com.au	31/12/2019	NETBANK BPAY TAX OFFICE PAYMENTS	Accounted	298.00	Cr
11/10/2021	Evidence Match	26/02/2020	NETBANK BPAY TAX OFFICE PAYMENTS	Accounted	298.00	Dr
5/08/2021	li@armstrongadvisory.com.au	31/03/2020	NETBANK BPAY TAX OFFICE PAYMENTS	Accounted	352.00	Cr
11/10/2021	Evidence Match	25/05/2020	NETBANK BPAY TAX OFFICE PAYMENTS	Accounted	352.00	Dr
11/10/2021	li@armstrongadvisory.com.au	30/06/2020	Fund Activity Statement	Accounted	109.00	Cr

Member Entitlements

Member Entitlement Accounts - Mr Michael Mulherin - Accumulation

17/01/2020	Transaction Rules	23/07/2019	Super NETBANK TFR	Accounted	1,301.50	Cr
17/01/2020	Transaction Rules	6/09/2019	August Super NETBANK TFR	Accounted	1,301.50	Cr
17/01/2020	Transaction Rules	10/09/2019	July Superannuatio NETBANK TFR	Accounted	1,301.50	Cr
17/01/2020	Transaction Rules	8/10/2019	September Super NETBANK TFR	Accounted	1,301.50	Cr
17/01/2020	Transaction Rules	11/11/2019	Oct Super NETBANK TFR	Accounted	1,301.50	Cr
22/10/2021	li@armstrongadvisory.com.au	30/06/2020	Income Taxes Allocated	Accounted	96.10	Cr
22/10/2021	li@armstrongadvisory.com.au	30/06/2020	Investment Profit or Loss	Accounted	732.37	Dr
22/10/2021	li@armstrongadvisory.com.au	30/06/2020	Contribution Tax	Accounted	976.12	Dr

Member Entitlement Accounts - Mrs Sigrid Mulherin - Accumulation

17/01/2020	Transaction Rules	23/07/2019	Super NETBANK TFR	Accounted	237.50	Cr
17/01/2020	Transaction Rules	6/09/2019	August Super NETBANK TFR	Accounted	237.50	Cr
17/01/2020	Transaction Rules	10/09/2019	July Superannuatio NETBANK TFR	Accounted	237.50	Cr

Mike Mulherin Consulting P L Superannuation Fund

General Ledger Audit Trail

For the period from 1 July 2019 to 30 June 2020

Processed Date & User	Date	Description	State	Amount
-----------------------	------	-------------	-------	--------

Member Entitlements

Member Entitlement Accounts · Mrs Sigrid Mulherin · Accumulation

17/01/2020	Transaction Rules	8/10/2019	September Super NETBANK TFR	Accounted	237.50	Cr
17/01/2020	Transaction Rules	11/11/2019	Oct Super NETBANK TFR	Accounted	237.50	Cr
26/07/2021	li@armstrongadvisory.com.au	19/03/2020	SM Super x 3 NETBANK TFR	Accounted	712.50	Cr
22/10/2021	li@armstrongadvisory.com.au	30/06/2020	Income Taxes Allocated	Accounted	72.52	Cr
22/10/2021	li@armstrongadvisory.com.au	30/06/2020	Investment Profit or Loss	Accounted	552.79	Dr
22/10/2021	li@armstrongadvisory.com.au	30/06/2020	Contribution Tax	Accounted	285.00	Dr

Mike Mulherin Consulting P L Superannuation Fund

Bank Account Movements

For the period 1 July 2019 to 30 June 2020

Date	Description	Withdrawals	Deposits	Balance
Account: <u>ATO Integrated Client Account</u>				
1/07/2019	Opening Balance			1,404.00
09/12/2019	Payment		300.00	1,704.00
23/12/2019	Payment		298.00	2,002.00
23/12/2019	Activity statement sep 19	298.00		1,704.00
23/12/2019	Activity statement Jun 19	300.00		1,404.00
23/12/2019	Activity statement Mar 19	300.00		1,104.00
30/06/2020	Closing Balance	898.00	598.00	1,104.00
	Transactions : 5			

Account: CBA Business Cheque Ac 7359 (062-037 28037359)

1/07/2019	Opening Balance			68,244.43
01/07/2019	DEPOSIT INTEREST		5.01	68,249.44
23/07/2019	Super NETBANK TFR		1,539.00	69,788.44
01/08/2019	DEPOSIT INTEREST		0.54	69,788.98
01/09/2019	DEPOSIT INTEREST		0.55	69,789.53
06/09/2019	August Super NETBANK TFR		1,539.00	71,328.53
10/09/2019	July Superannuatio NETBANK TFR		1,539.00	72,867.53
01/10/2019	DEPOSIT INTEREST		0.55	72,868.08
08/10/2019	September Super NETBANK TFR		1,539.00	74,407.08
01/11/2019	DEPOSIT INTEREST		0.59	74,407.67
11/11/2019	Oct Super NETBANK TFR		1,539.00	75,946.67
01/12/2019	DEPOSIT INTEREST		0.58	75,947.25
05/12/2019	Transfer to other 2018 Tax Return	1,595.00		74,352.25
06/12/2019	NETBANK BPAY TAX OFFICE PAYMENTS	1,464.31		72,887.94
09/12/2019	NETBANK BPAY TAX OFFICE PAYMENTS	300.00		72,587.94
23/12/2019	NETBANK BPAY TAX OFFICE PAYMENTS	298.00		72,289.94
01/01/2020	DEPOSIT INTEREST		0.58	72,290.52
01/02/2020	DEPOSIT INTEREST		0.57	72,291.09
26/02/2020	NETBANK BPAY TAX OFFICE PAYMENTS	298.00		71,993.09
01/03/2020	DEPOSIT INTEREST		0.53	71,993.62
19/03/2020	SM Super x 3 NETBANK TFR		712.50	72,706.12
24/03/2020	NETBANK BPAY TAX OFFICE PAYMENTS	609.38		72,096.74
24/03/2020	Transfer to other 2019 SuperTax Ret	1,595.00		70,501.74
01/04/2020	DEPOSIT INTEREST		0.57	70,502.31
01/05/2020	DEPOSIT INTEREST		0.54	70,502.85
25/05/2020	NETBANK BPAY TAX OFFICE PAYMENTS	352.00		70,150.85
01/06/2020	DEPOSIT INTEREST		0.56	70,151.41
30/06/2020	Closing Balance	6,511.69	8,418.67	70,151.41
	Transactions : 26			

Account: CBA Investment Ac 9111 (062-000 11009111)

1/07/2019	Opening Balance			68,203.63
01/07/2019	DEPOSIT INTEREST		59.48	68,263.11
02/07/2019	S00010556961 ARISTOCRAT DIV		176.00	68,439.11
03/07/2019	DV201-00435119 NAB INTERIM DIV		664.00	69,103.11
07/08/2019	S00010556961 METCASH LIMITED		455.00	69,558.11
14/08/2019	COMMSEC COMMONWEALTH SEC	14,789.95		54,768.16
23/08/2019	COMMSEC COMMONWEALTH SEC		19,290.05	74,058.21
25/09/2019	AF380-00931447 BHP GROUP DIV		454.81	74,513.02
26/09/2019	S00010556961 SANTOS LIMITED		106.51	74,619.53
26/09/2019	001232879172 TLS FNL DIV		392.00	75,011.53
30/09/2019	001233800625 WOW FNL DIV		188.10	75,199.63
01/10/2019	DEPOSIT INTEREST		41.47	75,241.10
04/10/2019	OCT19-00806520 ATLAS ARTERIA		375.00	75,616.10
12/12/2019	DV202-00433658 NAB FINAL DIV		664.00	76,280.10
17/12/2019	S00010556961 ARISTOCRAT DIV		272.00	76,552.10
20/12/2019	COMMSEC COMMONWEALTH SEC		16,046.05	92,598.15
01/01/2020	DEPOSIT INTEREST		21.70	92,619.85

Mike Mulherin Consulting P L Superannuation Fund

Bank Account Movements

For the period 1 July 2019 to 30 June 2020

Date	Description	Withdrawals	Deposits	Balance
Account: <u>CBA Investment Ac 9111 (062-000 11009111)</u>				
11/01/2020	Repayment CommBank app TFR		20.00	92,639.85
11/01/2020	Transfer to other Breakfast Sig	20.00		92,619.85
23/01/2020	S00010556961 METCASH LIMITED		390.00	93,009.85
10/02/2020	PMS-20200210000248 1-MIKE MULHERIN		98,234.11	191,243.96
15/02/2020	COLES 0944	42.51		191,201.45
17/02/2020	MY CHIROPRACTOR PT	18.00		191,183.45
17/02/2020	DEE WHY GRAND PHAR	69.90		191,113.55
21/02/2020	CAFE AT THE SQUARE	3.80		191,109.75
22/02/2020	PLINE PH DEE WHY	7.99		191,101.76
22/02/2020	ALDI STORES - BROO	16.29		191,085.47
22/02/2020	REBEL BROOKVALE	95.99		190,989.48
22/02/2020	PETBARN PTY LTD	126.99		190,862.49
23/02/2020	REPCO	73.79		190,788.70
26/02/2020	MC PHARMACY PTY LT	23.95		190,764.75
27/02/2020	TNF SYDNEY CC41660	149.00		190,615.75
28/02/2020	MC PHARMACY PTY LT	58.50		190,557.25
29/02/2020	WHEELER GARDEN	9.00		190,548.25
29/02/2020	LIQUORLAND 3626	13.00		190,535.25
29/02/2020	BALVIN ENTERPRISES	34.67		190,500.58
29/02/2020	COLES 0944	37.17		190,463.41
29/02/2020	COLES 0784	39.50		190,423.91
29/02/2020	PLINE PH DEE WHY	64.50		190,359.41
29/02/2020	BALVIN ENTERPRISES	120.90		190,238.51
01/03/2020	BP ALLAMBIE 0754	5.80		190,232.71
01/03/2020	WINE HAVEN	32.00		190,200.71
03/03/2020	KFC HAYMARKET	8.95		190,191.76
04/03/2020	COMMSEC COMMONWEALTH SEC	9,952.20		180,239.56
06/03/2020	KURA JAPANESE HMAR	15.66		180,223.90
07/03/2020	FISHER RD STORE	6.95		180,216.95
07/03/2020	COLES 0944	10.43		180,206.52
07/03/2020	SCM DEE WHY	23.80		180,182.72
07/03/2020	DEE WHY GRAND PHAR	58.90		180,123.82
19/03/2020	Repayment NETBANK TFR		124.69	180,248.51
19/03/2020	Repayment correct NETBANK TFR		1,043.25	181,291.76
24/03/2020	COMMSEC COMMONWEALTH SEC	16,703.80		164,587.96
25/03/2020	COMMSEC COMMONWEALTH SEC	10,019.63		154,568.33
26/03/2020	S00010556961 SANTOS LIMITED		90.83	154,659.16
27/03/2020	001239080503 TLS ITM DIV		392.00	155,051.16
01/04/2020	DEPOSIT INTEREST		26.55	155,077.71
09/04/2020	001240562201 WOW ITM DIV		151.80	155,229.51
17/06/2020	COMMSEC COMMONWEALTH SEC		21,222.05	176,451.56
22/06/2020	COMMSEC COMMSEC SECURITI	1,732.95		174,718.61
30/06/2020	Closing Balance			
		<u>54,386.47</u>	<u>160,901.45</u>	<u>174,718.61</u>

Transactions : 58

Mike Mulherin Consulting P L Superannuation Fund
Investment Summary as at 30 June 2020

Investment	Units	Average Cost Price	Market Price	Accounting Cost	Market Value	Unrealised Accounting Gain/(Loss)	Accounting Gain/(Loss) (%)	Portfolio Weight (%)
<u>Bank</u>								
ATO Integrated Client Account				1,104.00	1,104.00			0.29%
CBA Business Cheque Ac 7359				70,151.41	70,151.41			18.13%
CBA Investment Ac 9111				174,718.61	174,718.61			45.16%
				245,974.02	245,974.02			63.58%
<u>Listed Securities Market</u>								
The A2 Milk Company Limited (ASX:A2M)	640.00000	15.5503	18.6600	9,952.20	11,942.40	1,990.20	20.00%	3.09%
Aristocrat Leisure Limited (ASX:ALL)	800.00000	23.2220	25.5000	18,577.58	20,400.00	1,822.42	9.81%	5.27%
Atlas Arteria - Fpo Stap Us Prohibited Excluding Qup (ASX:ALX)	2,500.00000	6.1210	6.6200	15,302.45	16,550.00	1,247.55	8.15%	4.28%
Metcash Limited (ASX:MTS)	6,500.00000	1.5256	2.7200	9,916.20	17,680.00	7,763.80	78.29%	4.57%
National Australia Bank Limited (ASX:NAB)	800.00000	25.6774	18.2200	20,541.95	14,576.00	(5,965.95)	(29.04)%	3.77%
Qantas Airways Limited (ASX:QAN)	4,400.00000	2.2772	3.7800	10,019.63	16,632.00	6,612.37	65.99%	4.30%
Rox Resources Limited (ASX:RXL)	40,000.00000	0.0525	0.0840	2,099.95	3,360.00	1,260.05	60.00%	0.87%
Santos Limited (ASX:STO)	1,200.00000	8.0166	5.3000	9,619.95	6,360.00	(3,259.95)	(33.89)%	1.64%
Telstra Corporation Limited. (ASX:TLS)	4,900.00000	4.1061	3.1300	20,119.95	15,337.00	(4,782.95)	(23.77)%	3.96%
Vocus Group Limited (ASX:VOC)	1,950.00000	7.4900	2.9500	14,605.50	5,752.50	(8,853.00)	(60.61)%	1.49%
Woolworths Group Limited (ASX:WOW)	330.00000	29.7805	37.2800	9,827.55	12,302.40	2,474.85	25.18%	3.18%
				140,582.91	140,892.30	309.39	0.22%	36.42%
				386,556.93	386,866.32	309.39	0.08%	100.00%

The accounting cost is the original cost base adjusted by any subsequent capital call/improvement or capital return transactions. In many cases, it is not the same as the adjusted or reduced cost base, or the reset cost base resulting from the CGT relief. To view the tax cost base and unrealised gain/(loss) for tax purposes refer to the Unrealised Capital Gains Report or change the report parameter to tax cost base.

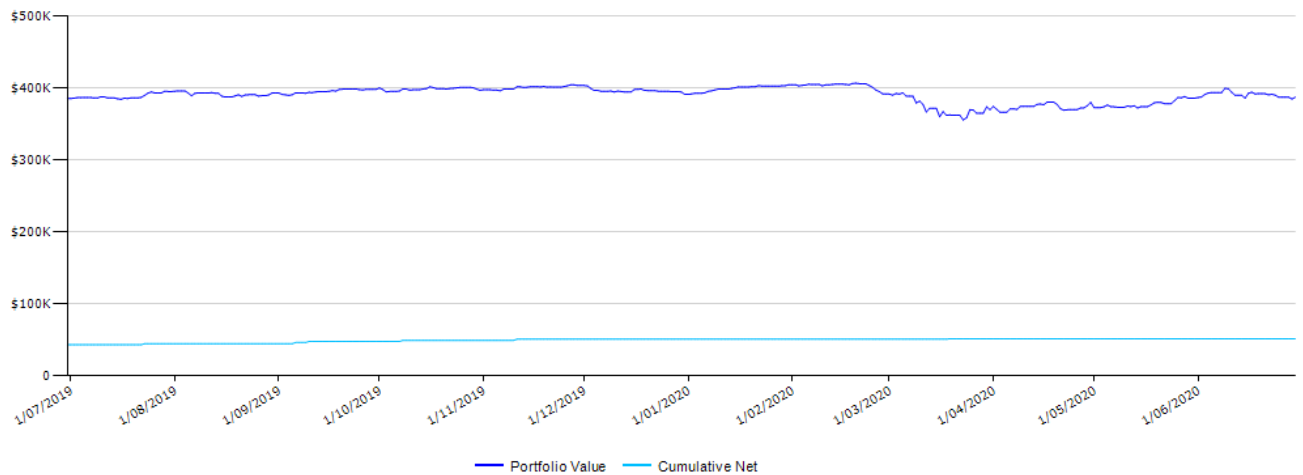
Mike Mulherin Consulting P L Superannuation Fund

Investment Movement and Returns Report
For the period from 1 July 2019 to 30 June 2020

Movement in Value

Starting Market Value	384,732.11
Net Addition	8,407.50
Realised and Unrealised Gains/Losses	(4,892.88)
Investment Income (excluding credits)	5,431.28
Portfolio Expenses	(3,708.00)
Other*	(3,103.69)
Ending Market Value	386,866.32
Movement in Value	2,134.21

Portfolio Value versus Cumulative Net Investment



Mike Mulherin Consulting P L Superannuation Fund

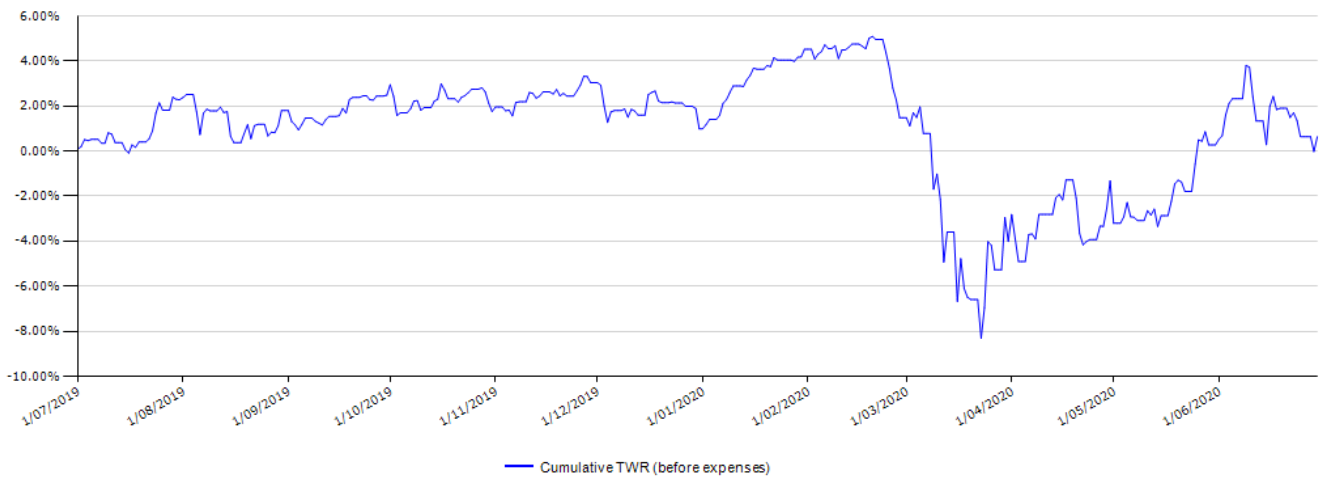
Investment Movement and Returns Report For the period from 1 July 2019 to 30 June 2020

Portfolio Return

Realised and Unrealised Gains/Losses	(4,892.88)
Investment Income (excluding credits)	5,431.28
Credits	1,884.44
Total dollar return before expenses	2,422.84
Investment Expenses	0.00
Total dollar return after expenses	2,422.84

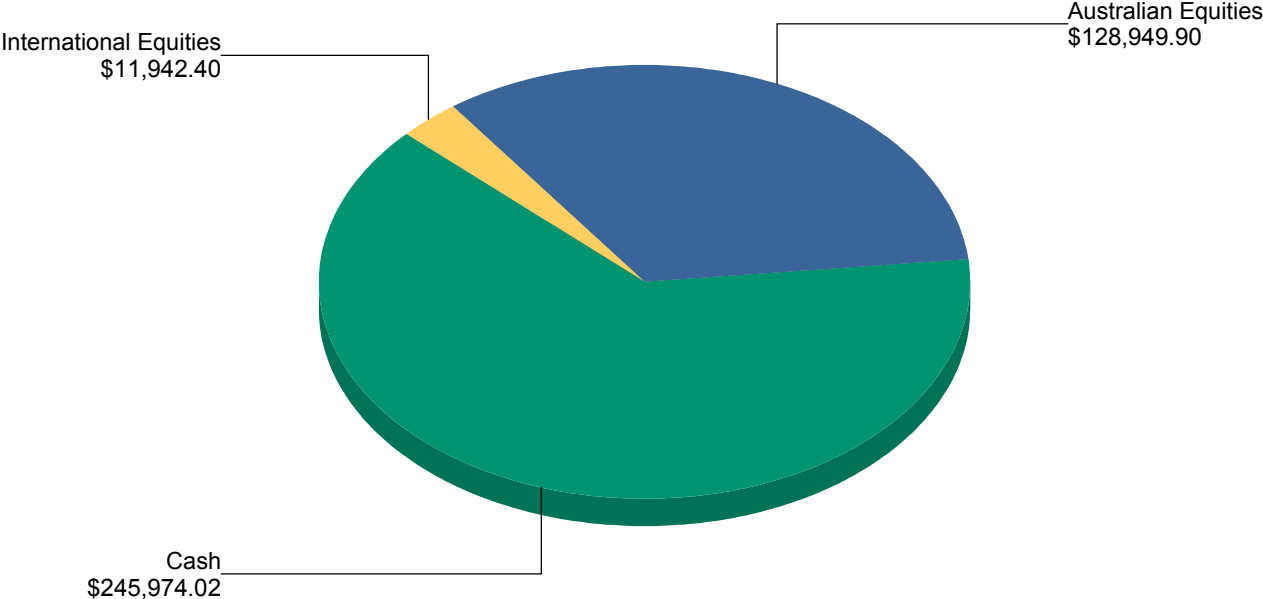
	1 year	3 years	Since 01/07/2016	Since 01/07/2019
Investment return before expenses (TWR)	0.64%	7.10%	10.84%	0.64%

Return Over Time



Mike Mulherin Consulting P L Superannuation Fund
Investment Allocation as at 30 June 2020

Current Asset Allocation



Australian Equities	33.3%
Australian Fixed Interest	0.0%
Cash	63.6%
Direct Property	0.0%
Foreign Cash	0.0%
International Equities	3.1%
International Fixed Interest	0.0%
Listed Property	0.0%
Mortgages	0.0%
Other	0.0%
Unknown	0.0%
Total:	100.0%

Mike Mulherin Consulting P L Superannuation Fund

Investment Allocation as at 30 June 2020

	Australian Equities	Cash	International Equities	Total (\$)
Aristocrat Leisure Limited (ASX:ALL)	20,400.00 100.00%	0.00 0.00%	0.00 0.00%	20,400.00 100.00%
Atlas Arteria - Fpo Stap Us Prohibited Excluding Qup (ASX:ALX)	16,550.00 100.00%	0.00 0.00%	0.00 0.00%	16,550.00 100.00%
ATO Integrated Client Account	0.00 0.00%	1,104.00 100.00%	0.00 0.00%	1,104.00 100.00%
CBA Business Cheque Ac 7359	0.00 0.00%	70,151.41 100.00%	0.00 0.00%	70,151.41 100.00%
CBA Investment Ac 9111	0.00 0.00%	174,718.61 100.00%	0.00 0.00%	174,718.61 100.00%
Metcash Limited (ASX:MTS)	17,680.00 100.00%	0.00 0.00%	0.00 0.00%	17,680.00 100.00%
National Australia Bank Limited (ASX:NAB)	14,576.00 100.00%	0.00 0.00%	0.00 0.00%	14,576.00 100.00%
Qantas Airways Limited (ASX:QAN)	16,632.00 100.00%	0.00 0.00%	0.00 0.00%	16,632.00 100.00%
Rox Resources Limited (ASX:RXL)	3,360.00 100.00%	0.00 0.00%	0.00 0.00%	3,360.00 100.00%
Santos Limited (ASX:STO)	6,360.00 100.00%	0.00 0.00%	0.00 0.00%	6,360.00 100.00%
Telstra Corporation Limited. (ASX:TLS)	15,337.00 100.00%	0.00 0.00%	0.00 0.00%	15,337.00 100.00%
The A2 Milk Company Limited (ASX:A2M)	0.00 0.00%	0.00 0.00%	11,942.40 100.00%	11,942.40 100.00%
Vocus Group Limited (ASX:VOC)	5,752.50 100.00%	0.00 0.00%	0.00 0.00%	5,752.50 100.00%

	Australian Equities	Cash	International Equities	Total (\$)
Woolworths Group Limited (ASX:WOW)	12,302.40 100.00%	0.00 0.00%	0.00 0.00%	12,302.40 100.00%
Total	128,949.90 33.33%	245,974.02 63.58%	11,942.40 3.09%	386,866.32 100.00%

NOTE: Investment Totals include Unsettled Amounts.

Mike Mulherin Consulting P L Superannuation Fund
Foreign Cash Reconciliation Statement
For the period 1 July 2019 to 30 June 2020

Date	Description	Bank Statement Line Items			Matched Transaction(s)				
		Foreign Withdrawals	Foreign Deposits	Balance	AUD Withdrawals	AUD Deposits	Amount	Matched As	Account Name
Currency: USD									
Bank Account: Interactive Brokers USD									
01/07/2019	Opening Balance			66,392.68					
28/11/2019	Proceeds GSAT		1,126.72	67,519.40		1,666.01	1,666.01	Listed Security Disposal	Globalstar Inc
09/02/2020	Interest		334.16	67,853.56		497.41	497.41	Interest Received	Interactive Brokers USD
10/02/2020	Transfer to AUD	67,853.56		0.00	98,234.11		98,234.11	Bank Statement Line Item	CBA Investment Ac 9111
04/06/2020	Write off cl bal		1.00	1.00		1.45	1.45	Interest Received	Interactive Brokers USD
04/06/2020	Proceeds FARE	1.00		0.00	1.45		1.45	Listed Security Disposal	World Moto Ltd
30/06/2020	Closing Balance			0.00					

Mike Mulherin Consulting P L Superannuation Fund
Statement of Taxable Income
For the Period from 1 July 2019 to 30 June 2020

Description	Investment Reference	Date	Tax Return Ref.	Amount
			Section B	
Income				
Net Capital Gain				
Gross Capital Gain - Shares & Units - Listed Shares	As Per Investment Disposals CGT Report	30 Jun 2020	A	13,854.00
Deferred Capital Gain Realised		30 Jun 2020	A	0.00
Less Capital Losses Applied		30 Jun 2020	A	(13,854.00)
Less Discount		30 Jun 2020	A	0.00
Total Net Capital Gain			A	0.00
Total Gross Rent and Other Leasing & Hiring Income			B	0.00
Gross Interest				
DEPOSIT INTEREST	CBA Busn: CBA Business Cheque Ac 7359	01 Jul 2019	C	5.01
DEPOSIT INTEREST	CBA Busn: CBA Business Cheque Ac 7359	01 Aug 2019	C	0.54
DEPOSIT INTEREST	CBA Busn: CBA Business Cheque Ac 7359	01 Sep 2019	C	0.55
DEPOSIT INTEREST	CBA Busn: CBA Business Cheque Ac 7359	01 Oct 2019	C	0.55
DEPOSIT INTEREST	CBA Busn: CBA Business Cheque Ac 7359	01 Nov 2019	C	0.59
DEPOSIT INTEREST	CBA Busn: CBA Business Cheque Ac 7359	01 Dec 2019	C	0.58
DEPOSIT INTEREST	CBA Busn: CBA Business Cheque Ac 7359	01 Jan 2020	C	0.58
DEPOSIT INTEREST	CBA Busn: CBA Business Cheque Ac 7359	01 Feb 2020	C	0.57
DEPOSIT INTEREST	CBA Busn: CBA Business Cheque Ac 7359	01 Mar 2020	C	0.53
DEPOSIT INTEREST	CBA Busn: CBA Business Cheque Ac 7359	01 Apr 2020	C	0.57
DEPOSIT INTEREST	CBA Busn: CBA Business Cheque Ac 7359	01 May 2020	C	0.54
DEPOSIT INTEREST	CBA Busn: CBA Business Cheque Ac 7359	01 Jun 2020	C	0.56
DEPOSIT INTEREST	CBA Inv: CBA Investment Ac 9111	01 Jul 2019	C	59.48
DEPOSIT INTEREST	CBA Inv: CBA Investment Ac 9111	01 Oct 2019	C	41.47
DEPOSIT INTEREST	CBA Inv: CBA Investment Ac 9111	01 Jan 2020	C	21.70
DEPOSIT INTEREST	CBA Inv: CBA Investment Ac 9111	01 Apr 2020	C	26.55
Interest	Interactive: Interactive Brokers USD	09 Feb 2020	C	497.41
Write off cl bal	Interactive: Interactive Brokers USD	04 Jun 2020	C	1.45
Less Rounding			C	(0.23)
Total Gross Interest			C	659.00
Total Forestry Managed Investment Scheme Income			X	0.00
Total Net Foreign Income			D	0.00
Total Australian Franking Credits from a New Zealand Company			E	0.00
Total Transfers from Foreign Funds			F	0.00
Total Gross Payments where ABN not quoted			H	0.00
Total Gross Distribution from Partnerships			I	0.00
Total Unfranked Dividend Amount			J	0.00
Franked Dividend Amount				
ALL 22C FRANKED@30%; DRP SUSPENDED	ALL: Aristocrat Leisure Limited	02 Jul 2019	K	176.00
S00010556961 ARISTOCRAT DIV	ALL: Aristocrat Leisure Limited	17 Dec 2019	K	272.00
AF380-00931447 BHP GROUP DIV	BHP: BHP Group Limited	25 Sep 2019	K	454.81
S00010556961 METCASH LIMITED	MTS: Metcash Limited	07 Aug 2019	K	455.00
S00010556961 METCASH LIMITED	MTS: Metcash Limited	23 Jan 2020	K	390.00
NAB 83C FR@ 30%; DRP; BSP NIL DISCOUNT	NAB: National Australia Bank Limited	03 Jul 2019	K	664.00
DV202-00433658 NAB FINAL DIV	NAB: National Australia Bank Limited	12 Dec 2019	K	664.00

Mike Mulherin Consulting P L Superannuation Fund
Statement of Taxable Income
For the Period from 1 July 2019 to 30 June 2020

Description	Investment Reference	Date	Tax Return Ref.	Amount
S00010556961 SANTOS LIMITED	STO: Santos Limited	26 Sep 2019	K	197.34
001232879172 TLS FNL DIV	TLS: Telstra Corporation Limited.	26 Sep 2019	K	392.00
001239080503 TLS ITM DIV	TLS: Telstra Corporation Limited.	27 Mar 2020	K	392.00
001233800625 WOW FNL DIV	WOW: Woolworths Group Limited	30 Sep 2019	K	188.10
001240562201 WOW ITM DIV	WOW: Woolworths Group Limited	09 Apr 2020	K	151.80
<i>Less Rounding</i>			K	(0.05)
Total Franked Dividend Amount			K	4,397.00
Dividend Franking Credit				
ALL 22C FRANKED@30%; DRP SUSPENDED	ALL: Aristocrat Leisure Limited	02 Jul 2019	L	75.43
S00010556961 ARISTOCRAT DIV	ALL: Aristocrat Leisure Limited	17 Dec 2019	L	116.57
AF380-00931447 BHP GROUP DIV	BHP: BHP Group Limited	25 Sep 2019	L	194.92
S00010556961 METCASH LIMITED	MTS: Metcash Limited	07 Aug 2019	L	195.00
S00010556961 METCASH LIMITED	MTS: Metcash Limited	23 Jan 2020	L	167.14
NAB 83C FR@ 30%; DRP; BSP NIL DISCOUNT	NAB: National Australia Bank Limited	03 Jul 2019	L	284.57
DV202-00433658 NAB FINAL DIV	NAB: National Australia Bank Limited	12 Dec 2019	L	284.57
S00010556961 SANTOS LIMITED	STO: Santos Limited	26 Sep 2019	L	84.57
001232879172 TLS FNL DIV	TLS: Telstra Corporation Limited.	26 Sep 2019	L	168.00
001239080503 TLS ITM DIV	TLS: Telstra Corporation Limited.	27 Mar 2020	L	168.00
001233800625 WOW FNL DIV	WOW: Woolworths Group Limited	30 Sep 2019	L	80.61
001240562201 WOW ITM DIV	WOW: Woolworths Group Limited	09 Apr 2020	L	65.06
<i>Less Rounding</i>			L	(0.44)
Total Dividend Franking Credit			L	1,884.00
Gross Trust Distributions				
OCT19-00806520 ATLAS ARTERIA	ALX: Atlas Arteria - Fpo Stap Us Prohibited Excluding Qup	04 Oct 2019	M	375.00
Total Gross Trust Distributions			M	375.00
Assessable Employer Contributions				
Super NETBANK TFR	1: Michael Mulherin	23 Jul 2019	R1	1,301.50
August Super NETBANK TFR	1: Michael Mulherin	06 Sep 2019	R1	1,301.50
July Superannuation NETBANK TFR	1: Michael Mulherin	10 Sep 2019	R1	1,301.50
September Super NETBANK TFR	1: Michael Mulherin	08 Oct 2019	R1	1,301.50
Oct Super NETBANK TFR	1: Michael Mulherin	11 Nov 2019	R1	1,301.50
Super NETBANK TFR	2: Sigrid Mulherin	23 Jul 2019	R1	237.50
August Super NETBANK TFR	2: Sigrid Mulherin	06 Sep 2019	R1	237.50
July Superannuation NETBANK TFR	2: Sigrid Mulherin	10 Sep 2019	R1	237.50
September Super NETBANK TFR	2: Sigrid Mulherin	08 Oct 2019	R1	237.50
Oct Super NETBANK TFR	2: Sigrid Mulherin	11 Nov 2019	R1	237.50
SM Super x 3 NETBANK TFR	2: Sigrid Mulherin	19 Mar 2020	R1	712.50
<i>Less Rounding</i>			R1	(0.50)
Total Assessable Employer Contributions			R1	8,407.00
Total Assessable Personal Contributions			R2	0.00
Total No-TFN quoted contributions			R3	0.00
Total Transfer of Liability to life insurance company or PST			R6	0.00
Total Assessable Contributions			R	8,407.00
Total Other Income			S	0.00

Mike Mulherin Consulting P L Superannuation Fund

Statement of Taxable Income

For the Period from 1 July 2019 to 30 June 2020

Description	Investment Reference	Date	Tax Return Ref.	Amount
Total Assessable Income Due to Changed Tax Status of Fund			T	0.00
Total Net Non-arm's Length Income			U	0.00
Total Exempt Current Pension Income			Y	0.00
Total Assessable Income				15,722.00
<u>Deductions</u>			<u>Section C</u>	
Total Interest Expenses within Australia			A	0.00
Total Interest Expenses Overseas			B	0.00
Total Capital Works Deductions			D	0.00
Total Deduction for Decline in Value of Depreciating Assets			E	0.00
Total Death or Disability Premiums			F	0.00
Total Death Benefit Increase			G	0.00
Approved Auditor Fee				
Transfer to other 2018 Tax Return		05 Dec 2019	H	275.00
Transfer to other 2019 SuperTax Ret		24 Mar 2020	H	275.00
Total Approved Auditor Fee			H	550.00
Total Investment Expenses			I	0.00
Management and Administration Expenses				
Transfer to other 2018 Tax Return		05 Dec 2019	J	1,320.00
Transfer to other 2019 SuperTax Ret		24 Mar 2020	J	1,320.00
Total Management and Administration Expenses			J	2,640.00
Total Forestry Managed Investment Scheme Deduction			U	0.00
Other Deductions				
NETBANK BPAY TAX OFFICE PAYMENTS		06 Dec 2019	L	259.00
NETBANK BPAY TAX OFFICE PAYMENTS		24 Mar 2020	L	259.00
Total Other Deductions			L	518.00
Tax Losses Deducted				
Tax Losses Brought Forward		30 Jun 2020	M	0.00
Less Net Exempt Income		30 Jun 2020	M	0.00
Total Tax Losses Deducted			M	0.00
Total Deductions				3,708.00
Taxable Income or Loss			(V - N)	12,014.00

Income Tax Calculation Statement

Section D

Gross Tax

Gross Tax @ 15% for Concessional Income	30 Jun 2020	T1	1,802.10
Gross Tax @ 45% for Net Non-Arm's Length Income	30 Jun 2020	T1	0.00
No-TFN Quoted Contributions @ 32%	30 Jun 2020	J	0.00
Total Gross Tax			1,802.10

Mike Mulherin Consulting P L Superannuation Fund
Statement of Taxable Income
For the Period from 1 July 2019 to 30 June 2020

Description	Investment Reference	Date	Tax Return Ref.	Amount
Total Credit: Foreign Tax Income Offset			C1	0.00
Total Credit: Rebates and Tax Offset			C2	0.00
Rebates and Offsets			C	0.00
SUBTOTAL				1,802.10
Credit: Refundable Franking Credits				
ALL 22C FRANKED@30%; DRP SUSPENDED	ALL: Aristocrat Leisure Limited	02 Jul 2019	E1	75.43
S00010556961 ARISTOCRAT DIV	ALL: Aristocrat Leisure Limited	17 Dec 2019	E1	116.57
AF380-00931447 BHP GROUP DIV	BHP: BHP Group Limited	25 Sep 2019	E1	194.92
S00010556961 METCASH LIMITED	MTS: Metcash Limited	07 Aug 2019	E1	195.00
S00010556961 METCASH LIMITED	MTS: Metcash Limited	23 Jan 2020	E1	167.14
NAB 83C FR@ 30%; DRP; BSP NIL DISCOUNT	NAB: National Australia Bank Limited	03 Jul 2019	E1	284.57
DV202-00433658 NAB FINAL DIV	NAB: National Australia Bank Limited	12 Dec 2019	E1	284.57
S00010556961 SANTOS LIMITED	STO: Santos Limited	26 Sep 2019	E1	84.57
001232879172 TLS FNL DIV	TLS: Telstra Corporation Limited.	26 Sep 2019	E1	168.00
001239080503 TLS ITM DIV	TLS: Telstra Corporation Limited.	27 Mar 2020	E1	168.00
001233800625 WOW FNL DIV	WOW: Woolworths Group Limited	30 Sep 2019	E1	80.61
001240562201 WOW ITM DIV	WOW: Woolworths Group Limited	09 Apr 2020	E1	65.06
Total Credit: Refundable Franking Credits			E1	1,884.44
Total Credit: No-TFN Tax Offset			E2	0.00
Total Credit: Refundable National Rental Affordability Scheme Tax Offset			E3	0.00
Total Credit: Interest on Early Payments			H1	0.00
Total Credit: Foreign Resident Withholding			H2	0.00
Total Credit: ABN/TFN Not Quoted (Non-Individual)			H3	0.00
Total Credit: Interest on No-TFN Tax Offset			H6	0.00
Total Eligible Credits				0.00
Net Tax Payable				(82.34)
PAYG Instalments Raised				
NETBANK BPAY TAX OFFICE PAYMENTS		30 Sep 2019	K	298.00
NETBANK BPAY TAX OFFICE PAYMENTS		31 Dec 2019	K	298.00
NETBANK BPAY TAX OFFICE PAYMENTS		31 Mar 2020	K	352.00
Fund Activity Statement		30 Jun 2020	K	109.00
Total PAYG Instalments Raised			K	1,057.00
Total Supervisory Levy			L	259.00
Total Supervisory Levy Adjustment for Wound Up Funds			M	0.00
Total Supervisory Levy Adjustment for New Funds			N	0.00
Total Amount Due / (Refundable)				(880.34)

Mike Mulherin Consulting P L Superannuation Fund
Foreign Income and Expenses Worksheet
For the period 1 July 2019 to 30 June 2020

Date	Description	Code	Market	Foreign Amount			Xrate	RBA Rate	Variance	AUD Amount		
				Gross	WHT	Net				Gross	WHT	Net

Currency:

Mike Mulherin Consulting P L Superannuation Fund

Tax Accounting Reconciliation

For the period 1 July 2019 to 30 June 2020

Operating Statement Profit vs. Provision for Income Tax		2020
		\$
Benefits Accrued as a Result of Operations before Income Tax		7,122.34
<u>ADD:</u>		
Decrease in Market Value		4,218.75
Forex Unrealised Losses		22,782.97
Realised Capital Losses		2,073.97
<u>LESS:</u>		
Forex Realised Gains		24,182.81
Rounding		1.22
Taxable Income or Loss		12,014.00
		<hr/> <hr/>
	Income Amount	Tax Amount
Gross Tax @ 15% for Concessional Income	12,014.00	1,802.10
Gross Tax @ 45% for Net Non-Arm's Length Income	0.00	0.00
No-TFN Quoted Contributions @ 32%	0.00	0.00
Change in Carried Forward Losses	0.00	(207.40)
Provision for Income Tax		1,594.70
		<hr/> <hr/>

Provision for Income Tax vs. Income Tax Expense

Provision for Income Tax	1,594.70
<u>LESS:</u>	
Change in Deferred Tax Liability	502.20
Income Tax Expense	1,092.50
	<hr/> <hr/>

Provision for Income Tax vs. Income Tax Payable

Provision for Income Tax	1,594.70
<u>ADD:</u>	
Change in Carried Forward Losses	207.40
<u>LESS:</u>	
Franking Credits	1,884.44
Income Tax Instalments Paid	1,057.00
Income Tax Payable (Receivable)	(1,139.34)
	<hr/> <hr/>

Exempt Current Pension Income Settings

Pension Exempt % (Actuarial)	0.0000%
Pension Exempt % (Expenses)	0.0000%
Assets Segregated For Pensions	No

Mike Mulherin Consulting P L Superannuation Fund
Realised Capital Gains
For the period from 1 July 2019 to 30 June 2020

		Accounting Treatment				Taxation Treatment								
		Quantity	Proceeds	Excess Tax Value*	Original Cost	Accounting Profit/(Loss)	Cost Base Calculation		Capital Gains Calculation					
							Adjusted	Reduced	Indexation	Discounted	Other	Deferred	Capital Loss	
<u>Bank</u>														
Interactive Brokers USD														
10/02/2020	Sale	67,853.56	98,234.11		74,051.30	24,182.81								
04/06/2020	Sale	1.00	1.45		1.45	0.00								
		67,854.56	98,235.56		74,052.75	24,182.81						0.00		
Bank Total			98,235.56		74,052.75	24,182.81						0.00		
<u>Foreign Investment Assets</u>														
Globalstar Inc														
28/11/2019	Sale	3,000.00	1,666.01		7,334.58	(5,668.57)		7,334.58						5,668.57
		3,000.00	1,666.01		7,334.58	(5,668.57)		7,334.58				0.00		5,668.57
Linc Energy Ltd														
15/05/2020	Sale	333.00	0.00		3,025.69	(3,025.69)		3,025.69						3,025.69
		333.00	0.00		3,025.69	(3,025.69)		3,025.69				0.00		3,025.69
World Moto Ltd														
04/06/2020	Sale	50,000.00	(1.45)		6,797.74	(6,799.19)		6,797.74						6,799.19
		50,000.00	(1.45)		6,797.74	(6,799.19)		6,797.74				0.00		6,799.19
Foreign Investment Assets Total			1,664.56		17,158.01	(15,493.45)		17,158.01				0.00		15,493.45
<u>Listed Securities Market</u>														
BHP Group Limited (ASX:BHP)														
20/12/2019	Sale	400.00	16,046.05		14,789.95	1,256.10	14,789.95			1,256.10				
17/06/2020	Sale	600.00	21,222.05		16,703.80	4,518.25	16,703.80			4,518.25				
		1,000.00	37,268.10		31,493.75	5,774.35	31,493.75			5,774.35		0.00		
Corporate Travel Management Limited (ASX:CTD)														
23/08/2019	Sale	1,000.00	19,290.05		11,209.92	8,080.13	11,209.92			8,080.13				
		1,000.00	19,290.05		11,209.92	8,080.13	11,209.92			8,080.13		0.00		
Cybg PLC - Cdi 1:1 Foreign Exempt Lse (ASX:CYB)														
15/11/2019	Sale	200.00	802.00		802.00	0.00	802.00			0.00				
		200.00	802.00		802.00	0.00	802.00			0.00		0.00		

Mike Mulherin Consulting P L Superannuation Fund
Realised Capital Gains
For the period from 1 July 2019 to 30 June 2020

	Accounting Treatment				Taxation Treatment							
	Quantity	Proceeds	Excess Tax Value*	Original Cost	Accounting Profit/(Loss)	Cost Base Calculation		Capital Gains Calculation				
						Adjusted	Reduced	Indexation	Discounted	Other	Deferred	Capital Loss
<u>Listed Securities Market</u>												
Virgin Money UK PLC - Cdi 1:1 Foreign Exempt Lse (ASX:VUK)												
17/06/2020 Sale	200.00	367.00		802.00	(435.00)		802.00				435.00	
	200.00	367.00		802.00	(435.00)		802.00		0.00	0.00	435.00	
Listed Securities Market Total	57,727.15			44,307.67	13,419.48		43,505.67		8,080.13	5,774.35	0.00	435.00
Grand Total	157,627.27			135,518.43	22,108.84		43,505.67		8,080.13	5,774.35	0.00	15,928.45

* Where there is an Excess Tax Value Amount, the Accounting Profit/(Loss) figure takes account of this. Accounting Profit/(Loss) equals Proceeds less Excess Tax Value less Original Cost.

Mike Mulherin Consulting P L Superannuation Fund
Realised Capital Gains
For the period from 1 July 2019 to 30 June 2020

Capital Gains Tax Return Summary

	Indexation	Discount	Other	Deferred	Total Capital Gains	Capital Losses
Current Year Capital Gains						
Shares & Units - Listed Shares	0.00	8,080.00	5,774.00	0.00	13,854.00	435.00
Shares & Units - Other Shares	0.00	0.00	0.00	0.00	0.00	15,493.00
Shares & Units - Listed Trusts	0.00	0.00	0.00	0.00	0.00	0.00
Shares & Units - Other Units	0.00	0.00	0.00	0.00	0.00	0.00
Australian Real Estate	0.00	0.00	0.00	0.00	0.00	0.00
Other Real Estate	0.00	0.00	0.00	0.00	0.00	0.00
Collectables	0.00	0.00	0.00	0.00	0.00	0.00
Other CGT Assets & Other CGT Events	0.00	0.00	0.00	0.00	0.00	0.00
Distributed Capital Gains from Trusts	0.00	0.00	0.00	0.00	0.00	0.00
	0.00	8,080.00	5,774.00	0.00	13,854.00	15,928.00
Capital Losses Applied						
Current Year	0.00	8,080.00	5,774.00	0.00	13,854.00	
Prior Years	0.00	0.00	0.00	0.00	0.00	
	0.00	8,080.00	5,774.00	0.00	13,854.00	
Net Capital Gains						
Net Gain after applying losses	0.00	0.00	0.00	0.00	0.00	
Discount applicable		0.00				
Net Gain after applying discount	0.00	0.00	0.00	0.00	0.00	

Mike Mulherin Consulting P L Superannuation Fund
Unrealised Capital Gains as at 30 June 2020

Quantity /Description	Accounting Treatment			Taxation Treatment								
	Market Value	Original Cost	Accounting Gain/(Loss)	Cost Base Calculation				Capital Gains Calculation				
				Tax Free	Tax Deferred	AMIT	Amount	Indexation	Discountable	Other	Deferred	Capital Loss
<u>Bank</u>												
ATO Integrated Client Account												
30/06/2020	1,104.00	1,104.00	1,104.00	0.00	0.00	0.00	0.00	1,104.00				0.00
	1,104.00	1,104.00	1,104.00	0.00	0.00	0.00	0.00	1,104.00				0.00
CBA Business Cheque Ac 7359												
30/06/2020	70,151.41	70,151.41	70,151.41	0.00	0.00	0.00	0.00	70,151.41				0.00
	70,151.41	70,151.41	70,151.41	0.00	0.00	0.00	0.00	70,151.41				0.00
CBA Investment Ac 9111												
30/06/2020	174,718.61	174,718.61	174,718.61	0.00	0.00	0.00	0.00	174,718.61				0.00
	174,718.61	174,718.61	174,718.61	0.00	0.00	0.00	0.00	174,718.61				0.00
Bank Total		245,974.02	245,974.02	0.00	0.00	0.00	0.00	245,974.02				0.00
<u>Listed Securities Market</u>												
Aristocrat Leisure Limited (ASX:ALL)												
9/01/2018	800.00	20,400.00	18,577.58	1,822.42	0.00	0.00	0.00	18,577.58		1,822.42		
	800.00	20,400.00	18,577.58	1,822.42	0.00	0.00	0.00	18,577.58		1,822.42		0.00
Atlas Arteria - Fpo Stap Us Prohibited Excluding Qup (ASX:ALX)												
9/01/2018	2,500.00	16,550.00	15,302.45	1,247.55	0.00	0.00	0.00	15,302.45		1,247.55		
	2,500.00	16,550.00	15,302.45	1,247.55	0.00	0.00	0.00	15,302.45		1,247.55		0.00
Metcash Limited (ASX:MTS)												
28/01/2014	6,500.00	17,680.00	9,916.20	7,763.80	0.00	0.00	0.00	9,916.20		7,763.80		
	6,500.00	17,680.00	9,916.20	7,763.80	0.00	0.00	0.00	9,916.20		7,763.80		0.00
National Australia Bank Limited (ASX:NAB)												
1/10/2012	800.00	14,576.00	20,541.95	(5,965.95)	(802.00)	0.00	0.00	21,343.95				6,767.95
	800.00	14,576.00	20,541.95	(5,965.95)	(802.00)	0.00	0.00	21,343.95				0.00
Qantas Airways Limited (ASX:QAN)												
25/03/2020	4,400.00	16,632.00	10,019.63	6,612.37	0.00	0.00	0.00	10,019.63				6,612.37
	4,400.00	16,632.00	10,019.63	6,612.37	0.00	0.00	0.00	10,019.63				6,612.37
Rox Resources Limited (ASX:RXL)												
22/06/2020	40,000.00	3,360.00	2,099.95	1,260.05	0.00	0.00	0.00	2,099.95				1,260.05
	40,000.00	3,360.00	2,099.95	1,260.05	0.00	0.00	0.00	2,099.95				1,260.05

Mike Mulherin Consulting P L Superannuation Fund
Unrealised Capital Gains as at 30 June 2020

Quantity /Description	Accounting Treatment			Taxation Treatment									
	Market Value	Original Cost	Accounting Gain/(Loss)	Cost Base Calculation				Capital Gains Calculation					
				Tax Free	Tax Deferred	AMIT	Amount	Indexation	Discountable	Other	Deferred	Capital Loss	
<u>Listed Securities Market</u>													
Santos Limited (ASX:STO)													
18/12/2014	1,200.00	6,360.00	9,619.95	(3,259.95)	0.00	0.00	0.00	9,619.95					3,259.95
	1,200.00	6,360.00	9,619.95	(3,259.95)	0.00	0.00	0.00	9,619.95					3,259.95
Telstra Corporation Limited. (ASX:TLS)													
7/11/2012	4,900.00	15,337.00	20,119.95	(4,782.95)	0.00	0.00	0.00	20,119.95					4,782.95
	4,900.00	15,337.00	20,119.95	(4,782.95)	0.00	0.00	0.00	20,119.95					4,782.95
The A2 Milk Company Limited (ASX:A2M)													
4/03/2020	640.00	11,942.40	9,952.20	1,990.20	0.00	0.00	0.00	9,952.20			1,990.20		
	640.00	11,942.40	9,952.20	1,990.20	0.00	0.00	0.00	9,952.20			1,990.20		
Vocus Group Limited (ASX:VOC)													
22/02/2016	1,950.00	5,752.50	14,605.50	(8,853.00)	0.00	0.00	0.00	14,605.50					8,853.00
	1,950.00	5,752.50	14,605.50	(8,853.00)	0.00	0.00	0.00	14,605.50					8,853.00
Woolworths Group Limited (ASX:WOW)													
19/12/2012	330.00	12,302.40	9,827.55	2,474.85	0.00	0.00	0.00	9,827.55		2,474.85			
	330.00	12,302.40	9,827.55	2,474.85	0.00	0.00	0.00	9,827.55		2,474.85			
Listed Securities MarketTotal													
	140,892.30	140,582.91	309.39	(802.00)	0.00	0.00	0.00	141,384.91		13,308.62	9,862.62		23,663.85

Mike Mulherin Consulting P L Superannuation Fund
Unrealised Capital Gains as at 30 June 2020

Capital Gains Tax Return Summary

	Indexation	Discount	Other	Deferred	Total Capital Gains	Capital Losses
Current Year Capital Gains						
Shares & Units - Listed Shares	0.00	13,308.00	9,862.00	0.00	23,170.00	23,663.00
Shares & Units - Other Shares	0.00	0.00	0.00	0.00	0.00	0.00
Shares & Units - Listed Trusts	0.00	0.00	0.00	0.00	0.00	0.00
Shares & Units - Other Units	0.00	0.00	0.00	0.00	0.00	0.00
Australian Real Estate	0.00	0.00	0.00	0.00	0.00	0.00
Other Real Estate	0.00	0.00	0.00	0.00	0.00	0.00
Collectables	0.00	0.00	0.00	0.00	0.00	0.00
Other CGT Assets & Other CGT Events	0.00	0.00	0.00	0.00	0.00	0.00
Distributed Capital Gains from Trusts	0.00	0.00	0.00	0.00	0.00	0.00
	0.00	13,308.00	9,862.00	0.00	23,170.00	23,663.00
Capital Losses Applied						
Current Year	0.00	13,308.00	9,862.00	0.00	23,170.00	
Prior Years	0.00	0.00	0.00	0.00	0.00	
	0.00	13,308.00	9,862.00	0.00	23,170.00	
Net Capital Gains						
Net Gain after applying losses	0.00	0.00	0.00	0.00	0.00	
Discount applicable		0.00				
Net Gain after applying discount	0.00	0.00	0.00	0.00	0.00	

Gains/Losses on Custom Holding Accounts

Account Name	Book Cost	Value	Gain/(Loss)	Tax Rate %	Tax Effect
--------------	-----------	-------	-------------	------------	------------

Custom Holding Accounts Totals