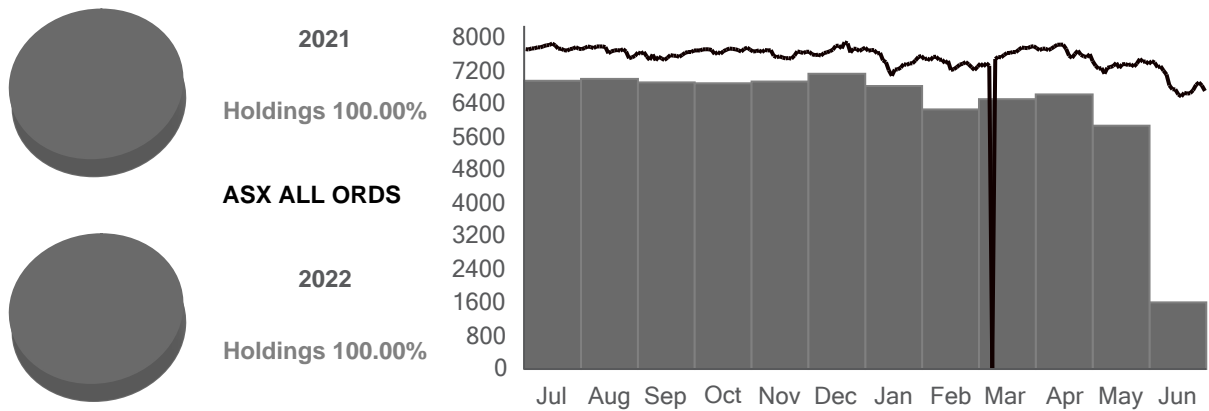




# Financial Year Summary

01 Jul 2021 - 30 Jun 2022

Summary Information A/C 318259	+/-	
Holdings valuation at start of period		\$1,006,924.26
Holdings valuation at end of period	(\$773,831.92)	\$233,092.35
Portfolio at start of period		\$1,006,924.26
Portfolio at end of period	(\$773,831.92)	\$233,092.35
<b>Total portfolio value</b>		<b>\$233,092.35</b>
Total brokerage		\$774.36
Information service fees		\$0.00
Estimated dividends and distributions		\$40,562.82
Estimated franking credits		\$9,191.43



While every effort has been made to provide you with an accurate statement, we give no warranty of accuracy or reliability and take no responsibility for any errors or omissions including negligence by any officers, employees or agents. We encourage you to confirm the information, holdings and valuations contained herein. Information contained in the report may only relate to the period since you commenced our service.

Copyright © 2022 Third Party Platform Pty Limited. All rights reserved.

Macquarie Online Trading is a service provided by Third Party Platform Pty Ltd ("TPP") ABN 74 121 227 905 AFSL No. 314341, at the request of Macquarie Bank Limited ABN 46 008 583 542 AFSL 237502 ("MBL"). TPP is a Participant of the ASX Group. Neither TPP nor MBL are representatives of each other. Some of the fees paid to TPP for the provision of its services will be remitted to MBL. TPP and MBL do not provide personal financial advice in relation to Macquarie Online Trading. You should consider your own financial situation, particular needs and investment objectives before acting on any of the information available on this report.

# Holdings valuation

01 Jul 2021 - 30 Jun 2022

Holdings valuation at 1 Jul 2021

**\$1,006,924.26**

## Equities

ASX code	Description	Quantity	Cost Price	Price	Value
AMP	AMP FPO	5,468	\$7.83	\$1.125	\$6,151.50
AST	AUSNET FPO	35,500	\$1.29	\$1.750	\$62,125.00
BHP	BHP GROUP FPO	1,460	\$25.69	\$48.570	\$70,912.20
BXB	BRAMB LTD FPO	3,570	\$11.12	\$11.440	\$40,840.80
COL	COLESGROUP FPO	811	\$8.47	\$17.090	\$13,859.99
CQE	CHSOCINFRA UNIT	29,120	\$1.25	\$3.480	\$101,337.60
FBU	FLETBUILD FPO NZX	4,976	\$9.22	\$7.040	\$35,031.04
GUD	G.U.D. FPO	6,625	\$7.46	\$11.990	\$79,433.75
HIL	HILLS FPO	37,600	\$1.26	\$0.140	\$5,264.00
IVV	ISCS&P500 ETF UNITS	82	\$306.83	\$572.740	\$46,964.68
IXJ	ISGLHLTCA ETF UNITS	392	\$63.81	\$111.300	\$43,629.60
NAB	NAT. BANK FPO	1,523	\$34.09	\$26.220	\$39,933.06
NUF	NUFARM FPO	7,650	\$4.67	\$4.580	\$35,037.00
PPT	PERPETUAL FPO	909	\$60.75	\$40.050	\$36,405.45
PTM	PLAT MGMT FPO	6,890	\$5.34	\$4.910	\$33,829.90
S32	SOUTH32 FPO	1,460	\$1.96	\$2.930	\$4,277.80
SCG	SCENTRE STAPLED	3,028	\$1.87	\$2.740	\$8,296.72
SPK	SPARK NZ FPO NZX	18,500	\$2.35	\$4.460	\$82,510.00
TAH	TABCORP FPO	13,433	\$4.47	\$5.180	\$69,582.94
TCL	TRANSURBAN STAPLED	7,439	\$5.58	\$14.230	\$105,856.97
TLS	TELSTRA FPO	8,701	\$5.13	\$3.760	\$32,715.76
URW	UNIBALWEST CDI 20:1	880	\$14.94	\$5.680	\$4,998.40
WES	WESFARMER FPO	811	\$20.84	\$59.100	\$47,930.10

While every effort has been made to provide you with an accurate statement, we give no warranty of accuracy or reliability and take no responsibility for any errors or omissions including negligence by any officers, employees or agents. We encourage you to confirm the information, holdings and valuations contained herein. Information contained in the report may only relate to the period since you commenced our service.

Copyright © 2022 Third Party Platform Pty Limited. All rights reserved.

Macquarie Online Trading is a service provided by Third Party Platform Pty Ltd ("TPP") ABN 74 121 227 905 AFSL No. 314341, at the request of Macquarie Bank Limited ABN 46 008 583 542 AFSL 237502 ("MBL"). TPP is a Participant of the ASX Group. Neither TPP nor MBL are representatives of each other. Some of the fees paid to TPP for the provision of its services will be remitted to MBL. TPP and MBL do not provide personal financial advice in relation to Macquarie Online Trading. You should consider your own financial situation, particular needs and investment objectives before acting on any of the information available on this report.

# Holdings valuation (continued)

01 Jul 2021 - 30 Jun 2022

**Sub total** \$1,006,924.26

**Holdings valuation at 30 Jun 2022**

**\$233,092.35**

## Equities

ASX code	Description	Quantity	Cost Price	Price	Value
BHP	BHP GROUP FPO	1,460	\$25.69	\$41.250	\$60,225.00
FBU	FLETBUILD FPO NZX	4,976	\$9.22	\$4.500	\$22,392.00
GUD	G.U.D. FPO	6,625	\$7.46	\$7.990	\$52,933.75
HIL	HILLS FPO	37,600	\$1.26	\$0.070	\$2,632.00
PPT	PERPETUAL FPO	909	\$60.75	\$28.880	\$26,251.92
PTM	PLAT MGMT FPO	6,890	\$5.34	\$1.740	\$11,988.60
TAH	TABCORP FPO	13,433	\$4.47	\$1.065	\$14,306.15
WDS	WOODSIDE FPO	263	\$0.00	\$31.840	\$8,373.92
WES	WESFARMER FPO	811	\$20.84	\$41.910	\$33,989.01
<b>Sub total</b>					<b>\$233,092.35</b>

While every effort has been made to provide you with an accurate statement, we give no warranty of accuracy or reliability and take no responsibility for any errors or omissions including negligence by any officers, employees or agents. We encourage you to confirm the information, holdings and valuations contained herein. Information contained in the report may only relate to the period since you commenced our service.

Copyright © 2022 Third Party Platform Pty Limited. All rights reserved.

Macquarie Online Trading is a service provided by Third Party Platform Pty Ltd ("TPP") ABN 74 121 227 905 AFSL No. 314341, at the request of Macquarie Bank Limited ABN 46 008 583 542 AFSL 237502 ("MBL"). TPP is a Participant of the ASX Group. Neither TPP nor MBL are representatives of each other. Some of the fees paid to TPP for the provision of its services will be remitted to MBL. TPP and MBL do not provide personal financial advice in relation to Macquarie Online Trading. You should consider your own financial situation, particular needs and investment objectives before acting on any of the information available on this report.

# Holdings valuation (continued)

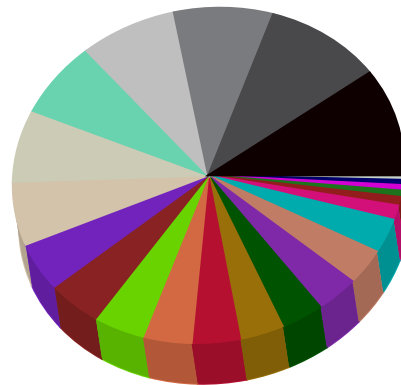
01 Jul 2021 - 30 Jun 2022

Holdings valuation at 1 Jul 2021

\$1,006,924.26

## Holdings composition 1 Jul 2021

■ TCL 10.51%	■ IVV 4.66%	■ TLS 3.25%
■ CQE 10.06%	■ IXJ 4.33%	■ COL 1.38%
■ SPK 8.19%	■ BXB 4.06%	■ SCG 0.82%
■ GUD 7.89%	■ NAB 3.97%	■ AMP 0.61%
■ BHP 7.04%	■ PPT 3.62%	■ HIL 0.52%
■ TAH 6.91%	■ NUF 3.48%	■ URW 0.50%
■ AST 6.17%	■ FBU 3.48%	■ S32 0.42%
■ WES 4.76%	■ PTM 3.36%	

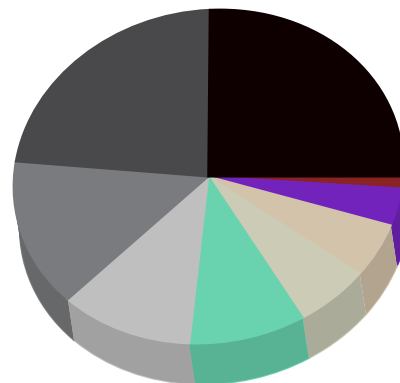


Holdings valuation at 30 Jun 2022

\$233,092.35

## Holdings composition 30 Jun 2022

■ BHP 25.84%	■ PPT 11.26%	■ PTM 5.14%
■ GUD 22.71%	■ FBU 9.61%	■ WDS 3.59%
■ WES 14.58%	■ TAH 6.14%	■ HIL 1.13%



While every effort has been made to provide you with an accurate statement, we give no warranty of accuracy or reliability and take no responsibility for any errors or omissions including negligence by any officers, employees or agents. We encourage you to confirm the information, holdings and valuations contained herein. Information contained in the report may only relate to the period since you commenced our service.

Copyright © 2022 Third Party Platform Pty Limited. All rights reserved.

Macquarie Online Trading is a service provided by Third Party Platform Pty Ltd ("TPP") ABN 74 121 227 905 AFSL No. 314341, at the request of Macquarie Bank Limited ABN 46 008 583 542 AFSL 237502 ("MBL"). TPP is a Participant of the ASX Group. Neither TPP nor MBL are representatives of each other. Some of the fees paid to TPP for the provision of its services will be remitted to MBL. TPP and MBL do not provide personal financial advice in relation to Macquarie Online Trading. You should consider your own financial situation, particular needs and investment objectives before acting on any of the information available on this report.

# Transaction summary

01 Jul 2021 - 30 Jun 2022

## Equities

### AMP

#### AMP LIMITED ORDINARY

Date	Type	Action	Quantity	Unit price	Trade value	Brokerage	Other fees	GST	Total value
11/12/2019	In	Transfer	5,468	\$7.8250	\$42,787.10	\$0.00	\$0.00	\$0.00	\$42,787.10
17/06/2022	Sell	S22266512	(5,468)	\$0.9600	(\$5,249.28)	\$18.14	\$0.00	\$1.81	(\$5,229.33)
Sub total			0						

### AST

#### AUSNET SERVICES LTD ORDINARY

Date	Type	Action	Quantity	Unit price	Trade value	Brokerage	Other fees	GST	Total value
11/12/2019	In	Transfer	35,500	\$1.2860	\$45,653.00	\$0.00	\$0.00	\$0.00	\$45,653.00
16/02/2022	Out	Transfer	(35,500)	\$0.0000	(\$0.00)	\$0.00	\$0.00	\$0.00	(\$0.00)
Sub total			0						

### BXB

#### BRAMBLES LIMITED ORDINARY

Date	Type	Action	Quantity	Unit price	Trade value	Brokerage	Other fees	GST	Total value
11/12/2019	In	Transfer	3,570	\$11.1220	\$39,705.54	\$0.00	\$0.00	\$0.00	\$39,705.54
17/06/2022	Sell	S22266542	(3,570)	\$10.3100	(\$36,806.70)	\$40.16	\$0.00	\$4.02	(\$36,762.52)
Sub total			0						

### COL

#### COLES GROUP ORDINARY

Date	Type	Action	Quantity	Unit price	Trade value	Brokerage	Other fees	GST	Total value
11/12/2019	In	Transfer	811	\$8.4730	\$6,871.60	\$0.00	\$0.00	\$0.00	\$6,871.60
17/06/2022	Sell	S22266545	(811)	\$16.7000	(\$13,543.70)	\$18.14	\$0.00	\$1.81	(\$13,523.75)
Sub total			0						

While every effort has been made to provide you with an accurate statement, we give no warranty of accuracy or reliability and take no responsibility for any errors or omissions including negligence by any officers, employees or agents. We encourage you to confirm the information, holdings and valuations contained herein. Information contained in the report may only relate to the period since you commenced our service.

Copyright © 2022 Third Party Platform Pty Limited. All rights reserved.

Macquarie Online Trading is a service provided by Third Party Platform Pty Ltd ("TPP") ABN 74 121 227 905 AFSL No. 314341, at the request of Macquarie Bank Limited ABN 46 008 583 542 AFSL 237502 ("MBL"). TPP is a Participant of the ASX Group. Neither TPP nor MBL are representatives of each other. Some of the fees paid to TPP for the provision of its services will be remitted to MBL. TPP and MBL do not provide personal financial advice in relation to Macquarie Online Trading. You should consider your own financial situation, particular needs and investment objectives before acting on any of the information available on this report.

# Transaction summary (continued)

01 Jul 2021 - 30 Jun 2022

## CQE CHARTER HALL SOC IN UNITS

Date	Type	Action	Quantity	Unit price	Trade value	Brokerage	Other fees	GST	Total value
11/12/2019	In	Transfer	29,120	\$1.2490	\$36,370.88	\$0.00	\$0.00	\$0.00	\$36,370.88
17/06/2022	Sell	S22267383	(29,120)	\$3.1600	(\$92,019.20)	\$100.39	\$0.00	\$10.04	(\$91,908.77)
Sub total			0						

## IVV ISHARES S&P 500 ETF ETF UNITS

Date	Type	Action	Quantity	Unit price	Trade value	Brokerage	Other fees	GST	Total value
11/12/2019	In	Transfer	82	\$306.8310	\$25,160.14	\$0.00	\$0.00	\$0.00	\$25,160.14
17/06/2022	Sell	S22266555	(82)	\$528.6600	(\$43,350.12)	\$47.29	\$0.00	\$4.73	(\$43,298.10)
Sub total			0						

## IXJ ISHS GLOB HEALTH ETF ETF UNITS

Date	Type	Action	Quantity	Unit price	Trade value	Brokerage	Other fees	GST	Total value
11/12/2019	In	Transfer	392	\$63.8120	\$25,014.30	\$0.00	\$0.00	\$0.00	\$25,014.30
17/06/2022	Sell	S22266561	(392)	\$109.2800	(\$42,837.76)	\$46.74	\$0.00	\$4.67	(\$42,786.35)
Sub total			0						

## NAB NATIONAL AUST. BANK ORDINARY

Date	Type	Action	Quantity	Unit price	Trade value	Brokerage	Other fees	GST	Total value
11/12/2019	In	Transfer	1,523	\$34.0860	\$51,912.98	\$0.00	\$0.00	\$0.00	\$51,912.98
17/06/2022	Sell	S22266565	(1,523)	\$25.8400	(\$39,354.32)	\$42.94	\$0.00	\$4.29	(\$39,307.09)
Sub total			0						

## NUF NUFARM LIMITED ORDINARY

Date	Type	Action	Quantity	Unit price	Trade value	Brokerage	Other fees	GST	Total value
------	------	--------	----------	------------	-------------	-----------	------------	-----	-------------

While every effort has been made to provide you with an accurate statement, we give no warranty of accuracy or reliability and take no responsibility for any errors or omissions including negligence by any officers, employees or agents. We encourage you to confirm the information, holdings and valuations contained herein. Information contained in the report may only relate to the period since you commenced our service.

Copyright © 2022 Third Party Platform Pty Limited. All rights reserved.

Macquarie Online Trading is a service provided by Third Party Platform Pty Ltd ("TPP") ABN 74 121 227 905 AFSL No. 314341, at the request of Macquarie Bank Limited ABN 46 008 583 542 AFSL 237502 ("MBL"). TPP is a Participant of the ASX Group. Neither TPP nor MBL are representatives of each other. Some of the fees paid to TPP for the provision of its services will be remitted to MBL. TPP and MBL do not provide personal financial advice in relation to Macquarie Online Trading. You should consider your own financial situation, particular needs and investment objectives before acting on any of the information available on this report.

# Transaction summary (continued)

01 Jul 2021 - 30 Jun 2022

11/12/2019	In	Transfer	7,650	\$4.6660	\$35,694.90	\$0.00	\$0.00	\$0.00	\$35,694.90	
17/06/2022	Sell	S22266570	(7,650)	\$4.9200	(\$37,638.00)	\$41.06	\$0.00	\$4.11	(\$37,592.83)	
<b>Sub total</b>			<b>0</b>							

## S32 SOUTH32 LIMITED ORDINARY

Date	Type	Action	Quantity	Unit price	Trade value	Brokerage	Other fees	GST	Total value	
11/12/2019	In	Transfer	1,460	\$1.9630	\$2,865.98	\$0.00	\$0.00	\$0.00	\$2,865.98	
17/06/2022	Sell	S22266571	(1,460)	\$4.1700	(\$6,088.20)	\$18.14	\$0.00	\$1.81	(\$6,068.25)	
<b>Sub total</b>			<b>0</b>							

## SCG SCENTRE GRP FPO/UNITS STAPLED

Date	Type	Action	Quantity	Unit price	Trade value	Brokerage	Other fees	GST	Total value	
11/12/2019	In	Transfer	3,028	\$1.8710	\$5,665.39	\$0.00	\$0.00	\$0.00	\$5,665.39	
17/06/2022	Sell	S22266576	(3,028)	\$2.4700	(\$7,479.16)	\$18.14	\$0.00	\$1.81	(\$7,459.21)	
<b>Sub total</b>			<b>0</b>							

## SPK SPARK NEW ZEALAND ORD FOR. EXEMPT NZX

Date	Type	Action	Quantity	Unit price	Trade value	Brokerage	Other fees	GST	Total value	
11/12/2019	In	Transfer	18,500	\$2.3500	\$43,475.00	\$0.00	\$0.00	\$0.00	\$43,475.00	
17/06/2022	Sell	S22266590	(18,500)	\$4.1300	(\$76,405.00)	\$83.36	\$0.00	\$8.34	(\$76,313.30)	
<b>Sub total</b>			<b>0</b>							

## TCL TRANSURBAN GROUP FPO/UNITS STAPLED

Date	Type	Action	Quantity	Unit price	Trade value	Brokerage	Other fees	GST	Total value
11/12/2019	In	Transfer	7,439	\$5.5790	\$41,502.18	\$0.00	\$0.00	\$0.00	\$41,502.18

While every effort has been made to provide you with an accurate statement, we give no warranty of accuracy or reliability and take no responsibility for any errors or omissions including negligence by any officers, employees or agents. We encourage you to confirm the information, holdings and valuations contained herein. Information contained in the report may only relate to the period since you commenced our service.

Copyright © 2022 Third Party Platform Pty Limited. All rights reserved.

Macquarie Online Trading is a service provided by Third Party Platform Pty Ltd ("TPP") ABN 74 121 227 905 AFSL No. 314341, at the request of Macquarie Bank Limited ABN 46 008 583 542 AFSL 237502 ("MBL"). TPP is a Participant of the ASX Group. Neither TPP nor MBL are representatives of each other. Some of the fees paid to TPP for the provision of its services will be remitted to MBL. TPP and MBL do not provide personal financial advice in relation to Macquarie Online Trading. You should consider your own financial situation, particular needs and investment objectives before acting on any of the information available on this report.

# Transaction summary (continued)

01 Jul 2021 - 30 Jun 2022

17/06/2022	Sell	S22266579	(7,439)	\$13.6200	(\$101,319.18)	\$110.54	\$0.00	\$11.05	(\$101,197.59)
<b>Sub total</b>			<b>0</b>						

## TCLR TRANSURBAN GROUP RTS01OCT21 FORUS

Date	Type	Action	Quantity	Unit price	Trade value	Brokerage	Other fees	GST	Total value
24/09/2021	In	Transfer	827	\$0.0000	\$0.00	\$0.00	\$0.00	\$0.00	\$0.00
22/10/2021	Out	Transfer	(827)	\$0.0000	(\$0.00)	\$0.00	\$0.00	\$0.00	(\$0.00)
<b>Sub total</b>			<b>0</b>						

## TLC THE LOTTERY CORP ORDINARY

Date	Type	Action	Quantity	Unit price	Trade value	Brokerage	Other fees	GST	Total value
01/06/2022	In	Transfer	13,433	\$0.0000	\$0.00	\$0.00	\$0.00	\$0.00	\$0.00
17/06/2022	Sell	S22266585	(13,433)	\$4.4100	(\$59,239.53)	\$64.63	\$0.00	\$6.46	(\$59,168.44)
<b>Sub total</b>			<b>0</b>						

## TLS TELSTRA CORPORATION. ORDINARY

Date	Type	Action	Quantity	Unit price	Trade value	Brokerage	Other fees	GST	Total value
11/12/2019	In	Transfer	8,701	\$5.1290	\$44,627.43	\$0.00	\$0.00	\$0.00	\$44,627.43
17/06/2022	Sell	S22266599	(8,701)	\$3.8100	(\$33,150.81)	\$36.17	\$0.00	\$3.62	(\$33,111.02)
<b>Sub total</b>			<b>0</b>						

## URW UNIBAILRODAWESTFIELD CDI 20:1

Date	Type	Action	Quantity	Unit price	Trade value	Brokerage	Other fees	GST	Total value
11/12/2019	In	Transfer	880	\$14.9360	\$13,143.68	\$0.00	\$0.00	\$0.00	\$13,143.68
17/06/2022	Sell	S22266606	(880)	\$3.9500	(\$3,476.00)	\$18.14	\$0.00	\$1.81	(\$3,456.05)

While every effort has been made to provide you with an accurate statement, we give no warranty of accuracy or reliability and take no responsibility for any errors or omissions including negligence by any officers, employees or agents. We encourage you to confirm the information, holdings and valuations contained herein. Information contained in the report may only relate to the period since you commenced our service.

Copyright © 2022 Third Party Platform Pty Limited. All rights reserved.

Macquarie Online Trading is a service provided by Third Party Platform Pty Ltd ("TPP") ABN 74 121 227 905 AFSL No. 314341, at the request of Macquarie Bank Limited ABN 46 008 583 542 AFSL 237502 ("MBL"). TPP is a Participant of the ASX Group. Neither TPP nor MBL are representatives of each other. Some of the fees paid to TPP for the provision of its services will be remitted to MBL. TPP and MBL do not provide personal financial advice in relation to Macquarie Online Trading. You should consider your own financial situation, particular needs and investment objectives before acting on any of the information available on this report.



# Transaction summary (continued)

01 Jul 2021 - 30 Jun 2022

**Sub total** 0

**WDS**

**WOODSIDE ENERGY ORDINARY**

Date	Type	Action	Quantity	Unit price	Trade value	Brokerage	Other fees	GST	Total value
01/06/2022	In	Transfer	263	\$0.0000	\$0.00	\$0.00	\$0.00	\$0.00	\$0.00

**Sub total** 263

Please note that the Transaction Date listed of any Off Market Transfers (Transfer) may not necessarily match the Date of Purchase listed on the Off Market transfer form.

While every effort has been made to provide you with an accurate statement, we give no warranty of accuracy or reliability and take no responsibility for any errors or omissions including negligence by any officers, employees or agents. We encourage you to confirm the information, holdings and valuations contained herein. Information contained in the report may only relate to the period since you commenced our service.

Copyright © 2022 Third Party Platform Pty Limited. All rights reserved.

Macquarie Online Trading is a service provided by Third Party Platform Pty Ltd ("TPP") ABN 74 121 227 905 AFSL No. 314341, at the request of Macquarie Bank Limited ABN 46 008 583 542 AFSL 237502 ("MBL"). TPP is a Participant of the ASX Group. Neither TPP nor MBL are representatives of each other. Some of the fees paid to TPP for the provision of its services will be remitted to MBL. TPP and MBL do not provide personal financial advice in relation to Macquarie Online Trading. You should consider your own financial situation, particular needs and investment objectives before acting on any of the information available on this report.

# Brokerage & information services

01 Jul 2021 - 30 Jun 2022

June 2022	Amount	GST	Total
Brokerage and trail fees	\$703.98	\$70.38	\$774.36
Information services	\$0.00	\$0.00	\$0.00
	<b>\$703.98</b>	<b>\$70.38</b>	<b>\$774.36</b>

Brokerage total	\$703.98	\$70.38	\$774.36
Information services total	\$0.00	\$0.00	\$0.00

While every effort has been made to provide you with an accurate statement, we give no warranty of accuracy or reliability and take no responsibility for any errors or omissions including negligence by any officers, employees or agents. We encourage you to confirm the information, holdings and valuations contained herein. Information contained in the report may only relate to the period since you commenced our service.

Copyright © 2022 Third Party Platform Pty Limited. All rights reserved.

Macquarie Online Trading is a service provided by Third Party Platform Pty Ltd ("TPP") ABN 74 121 227 905 AFSL No. 314341, at the request of Macquarie Bank Limited ABN 46 008 583 542 AFSL 237502 ("MBL"). TPP is a Participant of the ASX Group. Neither TPP nor MBL are representatives of each other. Some of the fees paid to TPP for the provision of its services will be remitted to MBL. TPP and MBL do not provide personal financial advice in relation to Macquarie Online Trading. You should consider your own financial situation, particular needs and investment objectives before acting on any of the information available on this report.

# Estimated dividends & distributions

01 Jul 2021 - 30 Jun 2022

## AST AUSNET SERVICES LTD ORDINARY

Ex div. date	Payment date	Type	Div. amount	Franking %	Balance	Franking credit	Est. dividend
16/11/2021	16/12/2021	Interim	\$0.0475	0.00%	35,500	\$0.00	\$1,686.25
Estimated sub total						\$0.00	\$1,686.25

## BHP BHP GROUP LIMITED ORDINARY

Ex div. date	Payment date	Type	Div. amount	Franking %	Balance	Franking credit	Est. dividend
02/09/2021	21/09/2021	Final	\$2.71527	100.00%	1,460	\$1,698.98	\$3,964.29
24/02/2022	28/03/2022	Interim	\$2.080559	100.00%	1,460	\$1,301.84	\$3,037.62
Estimated sub total						\$3,000.82	\$7,001.91

## BXB BRAMBLES LIMITED ORDINARY

Ex div. date	Payment date	Type	Div. amount	Franking %	Balance	Franking credit	Est. dividend
08/09/2021	14/10/2021	Final	\$0.1424	30.00%	3,570	\$65.36	\$508.37
09/03/2022	14/04/2022	Interim	\$0.1506	30.00%	3,570	\$69.13	\$537.64
Estimated sub total						\$134.49	\$1,046.01

## COL COLES GROUP ORDINARY

Ex div. date	Payment date	Type	Div. amount	Franking %	Balance	Franking credit	Est. dividend
26/08/2021	28/09/2021	Final	\$0.28	100.00%	811	\$97.32	\$227.08
03/03/2022	31/03/2022	Interim	\$0.33	100.00%	811	\$114.70	\$267.63
Estimated sub total						\$212.02	\$494.71

While every effort has been made to provide you with an accurate statement, we give no warranty of accuracy or reliability and take no responsibility for any errors or omissions including negligence by any officers, employees or agents. We encourage you to confirm the information, holdings and valuations contained herein. Information contained in the report may only relate to the period since you commenced our service.

Copyright © 2022 Third Party Platform Pty Limited. All rights reserved.

Macquarie Online Trading is a service provided by Third Party Platform Pty Ltd ("TPP") ABN 74 121 227 905 AFSL No. 314341, at the request of Macquarie Bank Limited ABN 46 008 583 542 AFSL 237502 ("MBL"). TPP is a Participant of the ASX Group. Neither TPP nor MBL are representatives of each other. Some of the fees paid to TPP for the provision of its services will be remitted to MBL. TPP and MBL do not provide personal financial advice in relation to Macquarie Online Trading. You should consider your own financial situation, particular needs and investment objectives before acting on any of the information available on this report.

# Estimated dividends & distributions (continued)

01 Jul 2021 - 30 Jun 2022

## CQE CHARTER HALL SOC IN UNITS

Ex div. date	Payment date	Type	Div. amount	Franking %	Balance	Franking credit	Est. dividend
29/06/2021	21/07/2021	Final	\$0.081	0.00%	29,120	\$0.00	\$2,358.72
29/09/2021	21/10/2021	Interim	\$0.04175	0.00%	29,120	\$0.00	\$1,215.76
30/12/2021	21/01/2022	Interim	\$0.04225	0.00%	29,120	\$0.00	\$1,230.32
30/03/2022	21/04/2022	Interim	\$0.044	0.00%	29,120	\$0.00	\$1,281.28
Estimated sub total						\$0.00	\$6,086.08

## FBU FLETCHER BUILDING ORD FOR. EXEMPT NZX

Ex div. date	Payment date	Type	Div. amount	Franking %	Balance	Franking credit	Est. dividend
26/08/2021	17/09/2021	Final	\$0.146796	0.00%	4,976	\$0.00	\$730.46
17/03/2022	07/04/2022	Interim	\$0.167848	0.00%	4,976	\$0.00	\$835.21
Estimated sub total						\$0.00	\$1,565.67

## GUD G.U.D. HOLDINGS ORDINARY

Ex div. date	Payment date	Type	Div. amount	Franking %	Balance	Franking credit	Est. dividend
19/08/2021	03/09/2021	Final	\$0.32	100.00%	6,625	\$908.57	\$2,120.00
18/02/2022	04/03/2022	Interim	\$0.17	100.00%	6,625	\$482.68	\$1,126.25
Estimated sub total						\$1,391.25	\$3,246.25

While every effort has been made to provide you with an accurate statement, we give no warranty of accuracy or reliability and take no responsibility for any errors or omissions including negligence by any officers, employees or agents. We encourage you to confirm the information, holdings and valuations contained herein. Information contained in the report may only relate to the period since you commenced our service.

Copyright © 2022 Third Party Platform Pty Limited. All rights reserved.

Macquarie Online Trading is a service provided by Third Party Platform Pty Ltd ("TPP") ABN 74 121 227 905 AFSL No. 314341, at the request of Macquarie Bank Limited ABN 46 008 583 542 AFSL 237502 ("MBL"). TPP is a Participant of the ASX Group. Neither TPP nor MBL are representatives of each other. Some of the fees paid to TPP for the provision of its services will be remitted to MBL. TPP and MBL do not provide personal financial advice in relation to Macquarie Online Trading. You should consider your own financial situation, particular needs and investment objectives before acting on any of the information available on this report.

# Estimated dividends & distributions (continued)

01 Jul 2021 - 30 Jun 2022

## IVV ISHARES S&P 500 ETF ETF UNITS

Ex div. date	Payment date	Type	Div. amount	Franking %	Balance	Franking credit	Est. dividend
01/07/2021	13/07/2021	Final	\$1.715175	0.00%	82	\$0.00	\$140.64
01/10/2021	13/10/2021	Interim	\$1.931912	0.00%	82	\$0.00	\$158.42
21/12/2021	05/01/2022	Interim	\$1.770807	0.00%	82	\$0.00	\$145.21
01/04/2022	13/04/2022	Interim	\$1.647216	0.00%	82	\$0.00	\$135.07
<b>Estimated sub total</b>						<b>\$0.00</b>	<b>\$579.34</b>

## IXJ ISHS GLOB HEALTH ETF ETF UNITS

Ex div. date	Payment date	Type	Div. amount	Franking %	Balance	Franking credit	Est. dividend
01/07/2021	13/07/2021	Final	\$0.730196	0.00%	392	\$0.00	\$286.24
21/12/2021	05/01/2022	Interim	\$0.564826	0.00%	392	\$0.00	\$221.41
<b>Estimated sub total</b>						<b>\$0.00</b>	<b>\$507.65</b>

## NAB NATIONAL AUST. BANK ORDINARY

Ex div. date	Payment date	Type	Div. amount	Franking %	Balance	Franking credit	Est. dividend
13/05/2021	02/07/2021	Interim	\$0.60	100.00%	1,523	\$391.63	\$913.80
15/11/2021	15/12/2021	Final	\$0.67	100.00%	1,523	\$437.32	\$1,020.41
<b>Estimated sub total</b>						<b>\$828.95</b>	<b>\$1,934.21</b>

While every effort has been made to provide you with an accurate statement, we give no warranty of accuracy or reliability and take no responsibility for any errors or omissions including negligence by any officers, employees or agents. We encourage you to confirm the information, holdings and valuations contained herein. Information contained in the report may only relate to the period since you commenced our service.

Copyright © 2022 Third Party Platform Pty Limited. All rights reserved.

Macquarie Online Trading is a service provided by Third Party Platform Pty Ltd ("TPP") ABN 74 121 227 905 AFSL No. 314341, at the request of Macquarie Bank Limited ABN 46 008 583 542 AFSL 237502 ("MBL"). TPP is a Participant of the ASX Group. Neither TPP nor MBL are representatives of each other. Some of the fees paid to TPP for the provision of its services will be remitted to MBL. TPP and MBL do not provide personal financial advice in relation to Macquarie Online Trading. You should consider your own financial situation, particular needs and investment objectives before acting on any of the information available on this report.

# Estimated dividends & distributions (continued)

01 Jul 2021 - 30 Jun 2022

## NUF NUFARM LIMITED ORDINARY

Ex div. date	Payment date	Type	Div. amount	Franking %	Balance	Franking credit	Est. dividend
25/11/2021	17/12/2021	Final	\$0.04	0.00%	7,650	\$0.00	\$306.00
26/05/2022	17/06/2022	Interim	\$0.04	0.00%	7,650	\$0.00	\$306.00
Estimated sub total						\$0.00	\$612.00

## PPT PERPETUAL LIMITED ORDINARY

Ex div. date	Payment date	Type	Div. amount	Franking %	Balance	Franking credit	Est. dividend
02/09/2021	24/09/2021	Final	\$0.96	100.00%	909	\$373.99	\$872.64
10/03/2022	01/04/2022	Interim	\$1.12	100.00%	909	\$436.32	\$1,018.08
Estimated sub total						\$810.31	\$1,890.72

## PTM PLATINUM ASSET ORDINARY

Ex div. date	Payment date	Type	Div. amount	Franking %	Balance	Franking credit	Est. dividend
02/09/2021	16/09/2021	Final	\$0.12	100.00%	6,890	\$354.34	\$826.80
02/03/2022	18/03/2022	Interim	\$0.10	100.00%	6,890	\$295.29	\$689.00
Estimated sub total						\$649.63	\$1,515.80

While every effort has been made to provide you with an accurate statement, we give no warranty of accuracy or reliability and take no responsibility for any errors or omissions including negligence by any officers, employees or agents. We encourage you to confirm the information, holdings and valuations contained herein. Information contained in the report may only relate to the period since you commenced our service.

Copyright © 2022 Third Party Platform Pty Limited. All rights reserved.

Macquarie Online Trading is a service provided by Third Party Platform Pty Ltd ("TPP") ABN 74 121 227 905 AFSL No. 314341, at the request of Macquarie Bank Limited ABN 46 008 583 542 AFSL 237502 ("MBL"). TPP is a Participant of the ASX Group. Neither TPP nor MBL are representatives of each other. Some of the fees paid to TPP for the provision of its services will be remitted to MBL. TPP and MBL do not provide personal financial advice in relation to Macquarie Online Trading. You should consider your own financial situation, particular needs and investment objectives before acting on any of the information available on this report.

# Estimated dividends & distributions (continued)

01 Jul 2021 - 30 Jun 2022

## S32 SOUTH32 LIMITED ORDINARY

Ex div. date	Payment date	Type	Div. amount	Franking %	Balance	Franking credit	Est. dividend
09/09/2021	07/10/2021	Final	\$0.074638	100.00%	1,460	\$46.70	\$108.97
10/03/2022	07/04/2022	Interim	\$0.119487	100.00%	1,460	\$74.76	\$174.45
Estimated sub total						\$121.46	\$283.42

## SCG SCENTRE GRP FPO/UNITS STAPLED

Ex div. date	Payment date	Type	Div. amount	Franking %	Balance	Franking credit	Est. dividend
13/08/2021	31/08/2021	Interim	\$0.07	0.03%	3,028	\$0.03	\$211.96
14/02/2022	28/02/2022	Final	\$0.0725	40.97%	3,028	\$38.55	\$219.53
Estimated sub total						\$38.58	\$431.49

## SPK SPARK NEW ZEALAND ORD FOR. EXEMPT NZX

Ex div. date	Payment date	Type	Div. amount	Franking %	Balance	Franking credit	Est. dividend
16/09/2021	01/10/2021	Final	\$0.120763	0.00%	18,500	\$0.00	\$2,234.12
24/03/2022	08/04/2022	Interim	\$0.116088	0.00%	18,500	\$0.00	\$2,147.63
Estimated sub total						\$0.00	\$4,381.75

While every effort has been made to provide you with an accurate statement, we give no warranty of accuracy or reliability and take no responsibility for any errors or omissions including negligence by any officers, employees or agents. We encourage you to confirm the information, holdings and valuations contained herein. Information contained in the report may only relate to the period since you commenced our service.

Copyright © 2022 Third Party Platform Pty Limited. All rights reserved.

Macquarie Online Trading is a service provided by Third Party Platform Pty Ltd ("TPP") ABN 74 121 227 905 AFSL No. 314341, at the request of Macquarie Bank Limited ABN 46 008 583 542 AFSL 237502 ("MBL"). TPP is a Participant of the ASX Group. Neither TPP nor MBL are representatives of each other. Some of the fees paid to TPP for the provision of its services will be remitted to MBL. TPP and MBL do not provide personal financial advice in relation to Macquarie Online Trading. You should consider your own financial situation, particular needs and investment objectives before acting on any of the information available on this report.

# Estimated dividends & distributions (continued)

01 Jul 2021 - 30 Jun 2022

## TAH TABCORP HOLDINGS LTD ORDINARY

Ex div. date	Payment date	Type	Div. amount	Franking %	Balance	Franking credit	Est. dividend
25/08/2021	17/09/2021	Final	\$0.07	100.00%	13,433	\$402.99	\$940.31
22/02/2022	17/03/2022	Interim	\$0.065	100.00%	13,433	\$374.21	\$873.15
Estimated sub total						\$777.20	\$1,813.46

## TCL TRANSURBAN GROUP FPO/UNITS STAPLED

Ex div. date	Payment date	Type	Div. amount	Franking %	Balance	Franking credit	Est. dividend
29/06/2021	23/08/2021	Final	\$0.215	5.72%	7,439	\$39.21	\$1,599.39
30/12/2021	22/02/2022	Interim	\$0.15	0.00%	7,439	\$0.00	\$1,115.85
Estimated sub total						\$39.21	\$2,715.24

## TLS TELSTRA CORPORATION. ORDINARY

Ex div. date	Payment date	Type	Div. amount	Franking %	Balance	Franking credit	Est. dividend
25/08/2021	23/09/2021	Final	\$0.08	100.00%	8,701	\$298.32	\$696.08
02/03/2022	01/04/2022	Interim	\$0.08	100.00%	8,701	\$298.32	\$696.08
Estimated sub total						\$596.64	\$1,392.16

While every effort has been made to provide you with an accurate statement, we give no warranty of accuracy or reliability and take no responsibility for any errors or omissions including negligence by any officers, employees or agents. We encourage you to confirm the information, holdings and valuations contained herein. Information contained in the report may only relate to the period since you commenced our service.

Copyright © 2022 Third Party Platform Pty Limited. All rights reserved.

Macquarie Online Trading is a service provided by Third Party Platform Pty Ltd ("TPP") ABN 74 121 227 905 AFSL No. 314341, at the request of Macquarie Bank Limited ABN 46 008 583 542 AFSL 237502 ("MBL"). TPP is a Participant of the ASX Group. Neither TPP nor MBL are representatives of each other. Some of the fees paid to TPP for the provision of its services will be remitted to MBL. TPP and MBL do not provide personal financial advice in relation to Macquarie Online Trading. You should consider your own financial situation, particular needs and investment objectives before acting on any of the information available on this report.



# Estimated dividends & distributions (continued)

01 Jul 2021 - 30 Jun 2022

WES

WESFARMERS LIMITED ORDINARY

Ex div. date	Payment date	Type	Div. amount	Franking %	Balance	Franking credit	Est. dividend
01/09/2021	07/10/2021	Final	\$0.90	100.00%	811	\$312.81	\$729.90
22/02/2022	30/03/2022	Interim	\$0.80	100.00%	811	\$278.06	\$648.80
Estimated sub total						\$590.87	\$1,378.70
Estimated total						\$9,191.43	\$40,562.82

The information presented in this report is a general estimation and is intended as a guide for indicative purposes only. It is an extrapolation of our understanding of your holdings against publicly available dividend entitlement and payment information. It should not be considered a replacement for your own records. We encourage you to confirm the information and holdings represented here.

While every effort has been made to provide you with an accurate statement, we give no warranty of accuracy or reliability and take no responsibility for any errors or omissions including negligence by any officers, employees or agents. We encourage you to confirm the information, holdings and valuations contained herein. Information contained in the report may only relate to the period since you commenced our service.

Copyright © 2022 Third Party Platform Pty Limited. All rights reserved.

Macquarie Online Trading is a service provided by Third Party Platform Pty Ltd ("TPP") ABN 74 121 227 905 AFSL No. 314341, at the request of Macquarie Bank Limited ABN 46 008 583 542 AFSL 237502 ("MBL"). TPP is a Participant of the ASX Group. Neither TPP nor MBL are representatives of each other. Some of the fees paid to TPP for the provision of its services will be remitted to MBL. TPP and MBL do not provide personal financial advice in relation to Macquarie Online Trading. You should consider your own financial situation, particular needs and investment objectives before acting on any of the information available on this report.