



SUPERFUND - CLIENT ACCOUNTING CHECKLIST

Client Name:	TBI Investments Superannuation Fund	Period Ended:	30 June 2020
Client Code:	JOHN123	Accountant:	Eddy Lee
Partner/Manager:	MH / JF	DUE DATE:	17/05/2021

GENERAL INDEX	WP Ref	N/A	Completed	Reviewed
Points Carried Forward	1	✓		
Check Engagement Letter for Quote \$2650 last year	2	✓		
Financial Statements	3		✓	JF
Depreciation Schedule	4	✓		
Income Tax Return	5		✓	JF
Members Annual Statements	6		✓	JF
Client Management Letter	7	✓		
Section 290-170 Notices	8		✓	JF
Investment Strategy	9	✓		
Minutes	10		✓	JF
Trial Balance	11		✓	JF
Review Notes	12	✓		
Query Sheet	13	✓		
Bank Reconciliations	14		✓	JF
Trust Tax Statements	15		✓	JF
Dividend Statements	16		✓	JF
Capital Gains Tax Reports - BGL	17		✓	JF
End of Period Closing Figures - Cash on Hand, Debtors and Creditors	18		✓	JF
GST - Complete Worksheet - Note Variances	19	✓		
Other Source Documents	20		✓	JF
Tax Reconciliation	21		✓	JF
General Ledger	22		✓	JF
Create Entries Report	23		✓	JF
Tax Agent Portal Reports	24		✓	JF
Market Value of Investments	25		✓	JF
Actuarial Certificate	26	✓		
Pension Documents	27	✓		
ETP Roll-In Documents	28	✓		
Rental Property Summary	29	✓		
LRBA Documentation	30	✓		
Super Contribution Breakdown Report	31		✓	JF

ADMIN - To Do:

Scan workpapers	✓	Print letter	✓	
PDF copy to file	✓	Client Records?	N	(please circle which)
Payment Slip?	✓	Email / Post	E	(please circle which)

Completed By:	Eddy Lee	Date:	02/11/2020
Reviewed By:		Date:	

REVIEWED

By Julie at 1:58 pm, Jan 11, 2021

Financial statements and reports for the year ended
30 June 2020

TBI Investments Superannuation Fund

TBI Investments Superannuation Fund

Reports Index

Statement of Financial Position

Detailed Statement of Financial Position

Operating Statement

Detailed Operating Statement

Notes to the Financial Statements

Statement of Taxable Income

Trustees Declaration

Investment Summary with Market Movement

TBI Investments Superannuation Fund
Statement of Financial Position

As at 30 June 2020

	Note	2020 \$	2019 \$
Assets			
Investments			
Managed Investments (Australian)	2	61,779.48	0.00
Shares in Listed Companies (Australian)	3	467,411.05	595,437.70
Shares in Listed Companies (Overseas)	4	25,318.40	31,977.00
Units in Listed Unit Trusts (Australian)	5	353,380.14	258,920.28
Units in Listed Unit Trusts (Overseas)	6	41,223.00	134,686.20
Total Investments		<u>949,112.07</u>	<u>1,021,021.18</u>
Other Assets			
Sundry Debtors		29,620.00	553.33
Macquarie Cash Management Acc (964918783)		60,050.82	49,326.61
Distributions Receivable		5,719.58	8,260.03
Income Tax Refundable		1,415.57	7,268.10
Deferred Tax Asset		1,065.70	0.00
Total Other Assets		<u>97,871.67</u>	<u>65,408.07</u>
Total Assets		<u>1,046,983.74</u>	<u>1,086,429.25</u>
Less:			
Liabilities			
Sundry Creditors		0.00	12,045.60
Deferred Tax Liability		0.00	4,960.20
Total Liabilities		<u>0.00</u>	<u>17,005.80</u>
Net assets available to pay benefits		<u>1,046,983.74</u>	<u>1,069,423.45</u>
Represented by:			
Liability for accrued benefits allocated to members' accounts	7, 8		
Ibrahim, Trudee - Accumulation		1,046,983.74	1,069,423.45
Total Liability for accrued benefits allocated to members' accounts		<u>1,046,983.74</u>	<u>1,069,423.45</u>

TBI Investments Superannuation Fund

Detailed Statement of Financial Position

As at 30 June 2020

	Note	2020 \$	2019 \$
Assets			
Investments			
Managed Investments (Australian)	2		
4 Dimensions Gbl Infrastructure	✓	36,572.03	0.00
UBS Emerging Markets Equity	✓	25,207.45	0.00
Shares in Listed Companies (Australian)	3		
AMP Limited		46,375.00	36,676.00
Aristocrat Leisure Limited	✓	27,030.00	40,857.60
Beach Energy Limited	✓	29,792.00	0.00
BHP Group Limited	✓	25,074.00	28,812.00
Brambles Limited		26,903.25	32,522.00
Caltex Australia Limited	✓	0.00	30,195.00
Flight Centre Travel Group Limited		25,020.00	31,162.50
Fortescue Metals Group Ltd		0.00	37,884.00
Macquarie Group Limited		39,138.00	41,378.70
Oil Search Limited - DNR Capital		0.00	23,684.50
Origin Energy Ltd		0.00	38,194.75
Pandal Group Limited	✓	29,850.00	25,561.25
Reliance Worldwide Corp Ltd	✓	24,108.00	34,672.00
Rio Tinto Limited	✓	21,551.20	18,158.00
Seek Limited - DNR Capital	✓	35,242.90	41,050.40
Tabcorp Holdings Limited	✓	17,914.00	31,817.50
Telstra Corporation Limited.	✓	24,883.50	30,607.50
Tpg Telecom Limited		0.00	19,642.00
Treasury Wine Estates Limited	✓	24,104.00	0.00
Virgin Money Uk Plc	✓	34,589.50	0.00
Wesfarmers Limited	✓	28,691.20	28,928.00
Woodside Petroleum Ltd	✓	7,144.50	23,634.00
Shares in Listed Companies (Overseas)	4		
James Hardie Industries		25,318.40	31,977.00
Units in Listed Unit Trusts (Australian)	5		
Betashares Australian High Interest Cash Etf		0.00	67,187.60
Betashares Global Energy Companies Etf - Currency Hedged	✓	43,866.00	0.00
Ishares S&p 500 Aud Hedged Etf	✓	80,102.55	0.00
Janus Henderson Tactical Income Fund	✓	35,951.31	25,981.03
Lend Lease Corporation Limited	✓	66,674.30	35,750.00
Macquarie Asia New Stars Fund	✓	68,845.48	91,699.09
Macquarie Income Opportunities Fund	✓	38,662.50	38,302.56
Sydney Airport	✓	19,278.00	0.00

TBI Investments Superannuation Fund

Detailed Statement of Financial Position

As at 30 June 2020

	Note	2020 \$	2019 \$
Investments			
Units in Listed Unit Trusts (Overseas)	6		
Ishares S&p 500 Etf		0.00	46,312.20
Vanguard Ftse Europe Shares Etf		41,223.00	88,374.00
Total Investments		<u>949,112.07</u>	<u>1,021,021.18</u>
Other Assets			
Bank Accounts			
Macquarie Cash Management Acc (964918783)		60,050.82	49,326.61
Distributions Receivable			
4 Dimensions Gblal Infrastructure		410.93	0.00
Betashares Australian High Interest Cash Etf		0.00	99.98
Betashares Global Energy Companies Etf - Currency Hedged		758.94	0.00
Ishares S&p 500 Aud Hedged Etf		1,558.77	0.00
Ishares S&p 500 Etf		0.00	249.95
Janus Henderson Tactical Income Fund		892.35	118.45
Lend Lease Corporation Limited		118.04	563.64
Macquarie Asia New Stars Fund		560.99	5,197.76
Macquarie Income Opportunities Fund		988.72	702.33
Vanguard Ftse Europe Shares Etf		430.84	1,327.92
Sundry Debtors		29,620.00	553.33
Income Tax Refundable		1,415.57	7,268.10
Deferred Tax Asset		1,065.70	0.00
Total Other Assets		<u>97,871.67</u>	<u>65,408.07</u>
Total Assets		<u>1,046,983.74</u>	<u>1,086,429.25</u>
Less:			
Liabilities			
Sundry Creditors		0.00	12,045.60
Deferred Tax Liability		0.00	4,960.20
Total Liabilities		<u>0.00</u>	<u>17,005.80</u>
Net assets available to pay benefits		<u>1,046,983.74</u>	<u>1,069,423.45</u>
Represented By :			
Liability for accrued benefits allocated to members' accounts	7, 8		
Ibrahim, Trudee - Accumulation		1,046,983.74	1,069,423.45
Total Liability for accrued benefits allocated to members' accounts		<u>1,046,983.74</u>	<u>1,069,423.45</u>

Detailed Statement of Financial Position

As at 30 June 2020

	Note	2020	2019
		\$	\$

TBI Investments Superannuation Fund

Operating Statement

For the year ended 30 June 2020

	Note	2020 \$	2019 \$
Income			
Investment Income			
Trust Distributions		✓✓ 10,306.80 ✓✓	12,463.99
Dividends Received		✓✓ 20,039.72	46,638.77
Interest Received		217.20 ✓✓	436.37
Other Investment Profit/(Loss)		✓✓ 1,103.69	1,085.35
Contribution Income			
Employer Contributions		✓✓ 387.66 ✓✓	0.00
Personal Concessional		✓✓ 24,612.34	25,000.00
Personal Non Concessional		639.66 ✓✓	0.00
Total Income		<u>57,307.07</u>	<u>85,624.48</u>
Expenses			
Accountancy Fees		2,728.00 ✓✓	2,717.00
Administration Costs		✓✓ 0.00	53.00
ATO Supervisory Levy		✓✓ 259.00	259.00
Auditor's Remuneration		✓✓ 385.00 ✓✓	385.00
ASIC Fees		✓✓ 54.00	0.00
Writeback of Additional Deemed Proceeds in Buyback		0.00	2,697.94
Investment Expenses		15,831.54 ✓✓	18,716.22
		<u>19,257.54</u>	<u>24,828.16</u>
Investment Losses			
Changes in Market Values	10	67,930.71 ✓✓	50,162.31
Total Expenses		<u>87,188.25</u>	<u>74,990.47</u>
Benefits accrued as a result of operations before income tax			
		<u>(29,881.18)</u>	<u>10,634.01</u>
Income Tax Expense	11	(7,441.47) ✓✓	(12,618.88)
Benefits accrued as a result of operations		<u>(22,439.71)</u>	<u>23,252.89</u>

TBI Investments Superannuation Fund

Detailed Operating Statement

For the year ended 30 June 2020

	2020	2019
	\$	\$
Income		
Investment Income		
Trust Distributions		
4 Dimensions Gbl Infrastructure	481.84	0.00
Betashares Australian High Interest Cash Etf	0.00	855.48
Betashares Australian High Interest Cash Etf	994.94	0.00
Betashares Global Energy Companies Etf - Currency Hedged	758.94	0.00
Ishares S&p 500 Aud Hedged Etf	1,558.77	0.00
Ishares S&p 500 Etf	0.00	961.73
Janus Henderson Tactical Income Fund	1,100.33	377.84
Lend Lease Corporation Limited	1,117.40	1,394.04
Macquarie Asia New Stars Fund	802.92	5,228.47
Macquarie Income Opportunities Fund	1,818.37	1,318.20
Vanguard Ftse Europe Shares Etf	1,673.29	2,328.23
	<u>10,306.80</u>	<u>12,463.99</u>
Dividends Received		
AMP Limited	0.00	1,265.00
Aristocrat Leisure Limited	676.80	611.80
Aurizon Holdings Ltd - DNR Capital	0.00	727.05
Australia And New Zealand Banking Group Limited	0.00	1,560.00
Beach Energy Limited	144.00	0.00
BHP Group Limited	1,491.75	2,332.39
Brambles Limited	970.61	884.50
Caltex Australia Limited	390.40	8,018.62
Flight Centre Travel Group Limited	735.00	1,777.30
Fortescue Metals Group Ltd	3,079.00	4,102.50
Healthscope Limited	0.00	437.50
James Hardie Industries	640.39	467.04
Janus Henderson Group Plc - DNR Capital	0.00	319.92
Macquarie Group Limited	1,900.50	1,765.50
Oil Search Limited - DNR Capital	245.65	498.65
Origin Energy Ltd	1,417.50	422.50
Pendal Group Limited	1,125.00	1,547.50
Reliance Worldwide Corp Ltd	492.50	207.00
Resmed Inc CDIs 10:1	0.00	113.46
Rio Tinto Limited	1,307.70	13,412.65
Seek Limited - DNR Capital	426.80	873.80
Tabcorp Holdings Limited	1,573.00	786.50
Telstra Corporation Limited.	1,272.00	768.00
Tpg Telecom Limited	152.50	61.00
Wesfarmers Limited	979.20	1,240.00
Woodside Petroleum Ltd	1,019.42	1,415.59
Woolworths Ltd	0.00	1,023.00
	<u>20,039.72</u>	<u>46,638.77</u>
Interest Received		
ATO	0.94	0.00
Macquarie Cash Management Acc (964918783)	216.26	436.37
	<u>217.20</u>	<u>436.37</u>
Other Investment Profit/(Loss)		
Rebate of Adviser Commission	118.48	95.25
Rebate of Portfolio Tax Reporting & Analysis Fee	985.21	990.10
	<u>1,103.69</u>	<u>1,085.35</u>
Contribution Income		

TBI Investments Superannuation Fund

Detailed Operating Statement

For the year ended 30 June 2020

	2020	2019
	\$	\$
Employer Contributions - Concessional		
Trudee Ibrahim	387.66	0.00
	<u>387.66</u>	<u>0.00</u>
Personal Contributions - Concessional		
Trudee Ibrahim	24,612.34	25,000.00
	<u>24,612.34</u>	<u>25,000.00</u>
Personal Contributions - Non Concessional		
Trudee Ibrahim	639.66	0.00
	<u>639.66</u>	<u>0.00</u>
Total Income	<u>57,307.07</u>	<u>85,624.48</u>
Expenses		
Accountancy Fees	2,728.00	2,717.00
Administration Costs	0.00	53.00
ASIC Fees	54.00	0.00
ATO Supervisory Levy	259.00	259.00
Auditor's Remuneration	385.00	385.00
Writeback of Additional Deemed Proceeds in Buyback	0.00	2,697.94
	<u>3,426.00</u>	<u>6,111.94</u>
Investment Expenses		
Investment Expenses	15,831.54	18,716.22
	<u>15,831.54</u>	<u>18,716.22</u>
Investment Losses		
Realised Movements in Market Value		
Shares in Listed Companies (Australian)		
AMP Limited	0.00	17,567.34
Aristocrat Leisure Limited	(5,882.42)	0.00
Aurizon Holdings Ltd - DNR Capital	0.00	4,166.61
Australia And New Zealand Banking Group Limited	0.00	1,351.27
BHP Group Limited	0.00	(5,138.41)
Brambles Limited	(1,257.93)	(683.05)
Caltex Australia Limited	3,738.90	8,278.36
Flight Centre Travel Group Limited	23,151.22	0.00
Fortescue Metals Group Ltd	(28,446.29)	(4,105.84)
Healthscope Limited	0.00	3,308.10
Janus Henderson Group Plc - DNR Capital	0.00	6,156.97
Macquarie Group Limited	(6,510.62)	0.00
Oil Search Limited - DNR Capital	(1,941.39)	0.00
Origin Energy Ltd	5,504.37	0.00
Pandal Group Limited	441.87	0.00
Reliance Worldwide Corp Ltd	(1,201.76)	9,484.80
Resmed Inc CDIs 10:1	0.00	(10,870.52)
Rio Tinto Limited	0.00	8,164.33
Seek Limited - DNR Capital	(1,685.62)	(455.33)
Tabcorp Holdings Limited	3,145.93	0.00
Telstra Corporation Limited.	0.00	(1,213.64)
Tpg Telecom Limited	(819.58)	(8,056.09)
Wesfarmers Limited	(625.97)	0.00
Woodside Petroleum Ltd	7,129.44	(1,590.90)

TBI Investments Superannuation Fund
Detailed Operating Statement

For the year ended 30 June 2020

	2020	2019
	\$	\$
Woolworths Ltd	0.00	(4,661.45)
	<u>(5,259.84)</u>	<u>21,702.56</u>
Shares in Listed Companies (Overseas)		
James Hardie Industries	(4,549.24)	0.00
	<u>(4,549.24)</u>	<u>0.00</u>
Units in Listed Unit Trusts (Australian)		
Betashares Australian High Interest Cash Etf	124.05	0.00
Betashares Australian High Interest Cash Etf	223.15	0.00
Ishares S&p 500 Aud Hedged Etf	340.54	0.00
Lend Lease Corporation Limited	(237.15)	0.00
Macquarie Asia New Stars Fund	9,756.32	855.21
Macquarie Income Opportunities Fund	166.61	0.00
Unibail-Rodamco-Westfield	0.00	881.22
	<u>10,373.52</u>	<u>1,736.43</u>
Units in Listed Unit Trusts (Overseas)		
Ishares S&p 500 Etf	(12,600.68)	(1,747.76)
Vanguard Ftse Europe Shares Etf	3,310.43	0.00
	<u>(9,290.26)</u>	<u>(1,747.76)</u>
Unrealised Movements in Market Value		
Managed Investments (Australian)		
4 Dimensions Gbl Infrastructure	4,679.05	0.00
UBS Emerging Markets Equity	(1,007.45)	0.00
	<u>3,671.60</u>	<u>0.00</u>
Shares in Listed Companies (Australian)		
AMP Limited	808.43	(2,769.18)
Aristocrat Leisure Limited	9,095.35	239.40
Aurizon Holdings Ltd - DNR Capital	0.00	(4,787.33)
Australia And New Zealand Banking Group Limited	0.00	859.81
Beach Energy Limited	11,033.25	0.00
BHP Group Limited	3,738.00	22.16
Brambles Limited	5,731.57	(10,856.06)
Caltex Australia Limited	(4,425.53)	5,816.85
Flight Centre Travel Group Limited	2,747.31	9,914.84
Fortescue Metals Group Ltd	21,298.24	(21,298.24)
Healthscope Limited	0.00	1,074.15
Janus Henderson Group Plc - DNR Capital	0.00	(1,019.00)
Macquarie Group Limited	6,030.93	(574.20)
Oil Search Limited - DNR Capital	1,393.62	6,130.50
Origin Energy Ltd	975.25	11,312.45
Pendal Group Limited	1,471.00	7,704.77
Reliance Worldwide Corp Ltd	4,743.69	73.48
Resmed Inc CDIs 10:1	0.00	7,556.30
Rio Tinto Limited	1,224.00	1,128.22
Seek Limited - DNR Capital	242.56	(199.53)
Tabcorp Holdings Limited	4,846.78	1,986.45
Telstra Corporation Limited.	5,724.00	(6,792.84)
Tpg Telecom Limited	(1,694.02)	96.77
Treasury Wine Estates Limited	(1,624.51)	0.00
Virgin Money Uk Plc	4,579.36	0.00
Wesfarmers Limited	(5,301.74)	(2,945.42)

TBI Investments Superannuation Fund
Detailed Operating Statement

For the year ended 30 June 2020

	2020	2019
	\$	\$
Woodside Petroleum Ltd	4,657.63	852.44
Woolworths Ltd	0.00	5,623.16
	<u>77,295.17</u>	<u>9,149.95</u>
Shares in Listed Companies (Overseas)		
Ishares Core S&p 500 Etf	0.00	5,840.49
James Hardie Industries	(12,614.86)	3,098.85
	<u>(12,614.86)</u>	<u>8,939.34</u>
Units in Listed Unit Trusts (Australian)		
Betashares Australian High Interest Cash Etf	(71.71)	37.98
Betashares Global Energy Companies Etf - Currency Hedged	1,437.28	0.00
Ishares S&p 500 Aud Hedged Etf	(6,397.01)	0.00
Janus Henderson Tactical Income Fund	402.74	(345.62)
Lend Lease Corporation Limited	(5,076.38)	10,211.96
Macquarie Asia New Stars Fund	839.55	13,948.49
Macquarie Income Opportunities Fund	2,266.15	(531.55)
Sydney Airport	(500.89)	0.00
Unibail-Rodamco-Westfield	0.00	4.71
	<u>(7,100.27)</u>	<u>23,325.97</u>
Units in Listed Unit Trusts (Overseas)		
Ishares S&p 500 Etf	10,502.45	(10,502.45)
Vanguard Ftse Europe Shares Etf	4,902.44	(2,441.72)
	<u>15,404.89</u>	<u>(12,944.17)</u>
Other Investment Gains/Losses	0.00	(0.01)
Changes in Market Values	<u>67,930.71</u>	<u>50,162.31</u>
Total Expenses	<u>87,188.25</u>	<u>74,990.47</u>
Benefits accrued as a result of operations before income tax	<u>(29,881.18)</u>	<u>10,634.01</u>
Income Tax Expense		
Income Tax Expense	(7,441.47)	(12,618.88)
Total Income Tax	<u>(7,441.47)</u>	<u>(12,618.88)</u>
Benefits accrued as a result of operations	<u>(22,439.71)</u>	<u>23,252.89</u>

TBI Investments Superannuation Fund

Notes to the Financial Statements

For the year ended 30 June 2020

Note 1: Summary of Significant Accounting Policies

The trustees have prepared the financial statements on the basis that the Superannuation Fund is a non-reporting entity because there are no users dependent on general purpose financial statements. The financial statements are therefore special purpose financial statements that have been prepared in order to meet the requirements of the Superannuation Industry (Supervision) Act 1993 and associated Regulations, the trust deed of the Fund and the needs of members.

The financial statements have been prepared on a cash basis and are based on historical costs, except for investments which have been measured at market value.

The following significant accounting policies, which are consistent with the policies applied in the previous period unless otherwise stated, have been adopted in the preparation of the financial statements.

The financial statements were authorised for issue by the Director(s).

a. Measurement of Investments

The Fund initially recognises:

- (i) an investment when it controls the future economic benefits expected to flow from the asset. For financial assets, the trade date is considered to be the date on which control of the future economic benefits attributable to the asset passes to the Fund; and
- (ii) a financial liability on the date it becomes a party to the contractual provisions of the instrument.

Investments of the Fund have been measured at market value, which refers to the amount that a willing buyer could reasonably be expected to pay to acquire an asset from a willing seller if the following assumptions were made:

- that the buyer and the seller deal with each other at arm's length in relation to the sale;
- that the sale occurred after proper marketing of the asset; and
- that the buyer and the seller acted knowledgeably and prudentially in relation to the sale.

Market value has been determined as follows:

- (i) shares and other securities listed on the Australian Securities Exchange by reference to the relevant market quotations at the end of the reporting period;
- (ii) units in managed funds by reference to the unit redemption price at the end of the reporting period;
- (iii) fixed-interest securities by reference to the redemption price at the end of the reporting period;
- (iv) unlisted investments are stated at trustees' assessment based on estimated market value at balance date or where necessary, an external valuer's opinion; and
- (v) investment properties at the trustees' assessment of the market value or where necessary a qualified independent valuer's opinion at the end of reporting period.

Financial liabilities, such as trade creditors and other payables, are measured at the gross value of the outstanding balance at the end of the reporting period. The trustees have determined that the gross values of the Fund's financial liabilities is equivalent to their market values. Any remeasurement changes in the gross values of non-current financial liabilities (including liabilities for members' accrued benefits) are recognised in the operating statement in the periods in which they occur.

b. Cash and Cash Equivalents

Cash and cash equivalents include cash on hand and at call, deposits with banks and short-term, highly liquid investments that are readily convertible to cash and subject to an insignificant risk of change in value.

c. Revenue

Revenue is recognised to the extent that it is probable that the economic benefits will flow to the Fund and the revenue can be reliably measured. Revenue is recognised at the fair value of the consideration received or receivable.

Notes to the Financial Statements

For the year ended 30 June 2020

Interest revenue

Interest revenue is recognised in respect of fixed-interest securities, and cash and cash equivalent balances. Interest revenue is recognised upon receipt.

Dividend revenue

Dividend revenue is recognised when the dividend has been paid or, in the case of dividend reinvestment schemes, when the dividend is credited to the benefit of the fund.

Rental revenue

Rental revenue arising from operating leases on investment properties is recognised upon receipt.

Distribution revenue

Distributions from unit trusts and managed funds are recognised as at the date the unit value is quoted ex-distribution and if not received at the end of the reporting period, are reflected in the statement of financial position as a receivable at market value.

Remeasurement changes in market values

Remeasurement changes in the market values of assets are recognised as income and determined as the difference between the market value at year-end or consideration received (if sold during the year) and the market value as at the prior year-end or cost (if acquired during the period).

Contributions

Contributions and transfers in are recognised when the control and the benefits from the revenue have been attained and are recorded by the Fund, gross of any taxes, in the period to which they relate.

d. Liability for Accrued Benefits

The liability for accrued benefits represents the Fund's present obligation to pay benefits to members and beneficiaries, and has been calculated as the difference between the carrying amount of the assets and the carrying amount of the other payables and income tax liabilities as at the end of the reporting period.

e. Income Tax

The income tax expense (income) for the year comprises current income tax expense (income) and deferred tax expense (income).

Current tax expense charged to profit or loss is the tax payable on taxable income. Current tax liabilities (assets) are therefore measured at the amounts expected to be paid to (recovered from) the relevant taxation authority.

Deferred income tax expense reflects movements in deferred tax liability balances during the year as well as unused tax losses.

No deferred income tax is recognised from the initial recognition of an asset or liability where there is no effect on accounting or taxable profit or loss.

Deferred tax assets and liabilities are calculated at the tax rates that are expected to apply to the period when the asset is realised or the liability is settled, and their measurement also reflects the manner in which the trustees expect to recover or settle the carrying amount of the related asset or liability.

Deferred tax assets relating to temporary differences and unused tax losses are recognised only to the extent that it is probable that future taxable profit will be available against which the benefits of the deferred tax asset can be utilised.

f. Critical Accounting Estimates and Judgements

The preparation of financial statements requires the trustees to make judgements, estimates and assumptions that affect the application of accounting policies and the reported amounts of assets and liabilities, income and expenses. Actual results may differ from these estimates.

TBI Investments Superannuation Fund
Notes to the Financial Statements

For the year ended 30 June 2020

Estimates and underlying assumptions are reviewed on an ongoing basis. Revisions to accounting estimates are recognised in the period in which the estimate is revised and in any future period affected.

Note 2: Managed Investments (Australian)

	2020 \$	2019 \$
4 Dimensions Gbl Infrastructure	36,572.03	0.00
UBS Emerging Markets Equity	25,207.45	0.00
	61,779.48	0.00



Note 3: Shares in Listed Companies (Australian)

	2020 \$	2019 \$
Aristocrat Leisure Limited	27,030.00	40,857.60
AMP Limited	46,375.00	36,676.00
BHP Group Limited	25,074.00	28,812.00
Beach Energy Limited	29,792.00	0.00
Brambles Limited	26,903.25	32,522.00
Caltex Australia Limited	0.00	30,195.00
Flight Centre Travel Group Limited	25,020.00	31,162.50
Fortescue Metals Group Ltd	0.00	37,884.00
Macquarie Group Limited	39,138.00	41,378.70
Origin Energy Ltd	0.00	38,194.75
Oil Search Limited - DNR Capital	0.00	23,684.50
Pendal Group Limited	29,850.00	25,561.25
Rio Tinto Limited	21,551.20	18,158.00
Reliance Worldwide Corp Ltd	24,108.00	34,672.00
Seek Limited - DNR Capital	35,242.90	41,050.40
Tabcorp Holdings Limited	17,914.00	31,817.50
Telstra Corporation Limited.	24,883.50	30,607.50
Tpg Telecom Limited	0.00	19,642.00
Treasury Wine Estates Limited	24,104.00	0.00
Virgin Money Uk Plc	34,589.50	0.00
Wesfarmers Limited	28,691.20	28,928.00
Woodside Petroleum Ltd	7,144.50	23,634.00

TBI Investments Superannuation Fund
Notes to the Financial Statements

For the year ended 30 June 2020

	467,411.05		595,437.70
Note 4: Shares in Listed Companies (Overseas)			
	2020		2019
	\$		\$
James Hardie Industries	25,318.40		31,977.00
	25,318.40		31,977.00
Note 5: Units in Listed Unit Trusts (Australian)			
	2020		2019
	\$		\$
Betashares Australian High Interest Cash Etf	0.00		67,187.60
Betashares Global Energy Companies Etf - Currency Hedged	43,866.00		0.00
Ishares S&p 500 Aud Hedged Etf	80,102.55		0.00
Janus Henderson Tactical Income Fund	35,951.31		25,981.03
Lend Lease Corporation Limited	66,674.30		35,750.00
Macquarie Income Opportunities Fund	38,662.50		38,302.56
Macquarie Asia New Stars Fund	68,845.48		91,699.09
Sydney Airport	19,278.00		0.00
	353,380.14		258,920.28
Note 6: Units in Listed Unit Trusts (Overseas)			
	2020		2019
	\$		\$
Ishares S&p 500 Etf	0.00		46,312.20
Vanguard Ftse Europe Shares Etf	41,223.00		88,374.00
	41,223.00		134,686.20
Note 7: Liability for Accrued Benefits			
	2020		2019
	\$		\$
Liability for accrued benefits at beginning of year	1,069,423.45		1,046,170.56
Benefits accrued as a result of operations	(22,439.71)		23,252.89
Current year member movements	0.00		0.00
Liability for accrued benefits at end of year	1,046,983.74		1,069,423.45
Note 8: Vested Benefits			

TBI Investments Superannuation Fund
Notes to the Financial Statements

For the year ended 30 June 2020

Vested benefits are benefits that are not conditional upon continued membership of the fund (or any factor other than resignation from the plan) and include benefits which members were entitled to receive had they terminated their fund membership as at the end of the reporting period.

	2020 \$	2019 \$
Vested Benefits	1,046,983.74	1,069,423.45



Note 9: Guaranteed Benefits

No guarantees have been made in respect of any part of the liability for accrued benefits.

Note 10: Changes in Market Values

Unrealised Movements in Market Value

	2020 \$	2019 \$
Managed Investments (Australian)		
4 Dimensions Gbl Infrastructure	(4,679.05)	0.00
UBS Emerging Markets Equity	1,007.45	0.00
	(3,671.60)	0.00
Shares in Listed Companies (Australian)		
AMP Limited	(808.43)	2,769.18
Aristocrat Leisure Limited	(9,095.35)	(239.40)
Aurizon Holdings Ltd - DNR Capital	0.00	4,787.33
Australia And New Zealand Banking Group Limited	0.00	(859.81)
BHP Group Limited	(3,738.00)	(22.16)
Beach Energy Limited	(11,033.25)	0.00
Brambles Limited	(5,731.57)	10,856.06
Caltex Australia Limited	4,425.53	(5,816.85)
Flight Centre Travel Group Limited	(2,747.31)	(9,914.84)
Fortescue Metals Group Ltd	(21,298.24)	21,298.24
Healthscope Limited	0.00	(1,074.15)
Janus Henderson Group Plc - DNR Capital	0.00	1,019.00
Macquarie Group Limited	(6,030.93)	574.20
Oil Search Limited - DNR Capital	(1,393.62)	(6,130.50)
Origin Energy Ltd	(975.25)	(11,312.45)
Pendal Group Limited	(1,471.00)	(7,704.77)

TBI Investments Superannuation Fund
Notes to the Financial Statements

For the year ended 30 June 2020

Reliance Worldwide Corp Ltd	(4,743.69)	(73.48)
Resmed Inc CDIs 10:1	0.00	(7,556.30)
Rio Tinto Limited	(1,224.00)	(1,128.22)
Seek Limited - DNR Capital	(242.56)	199.53
Tabcorp Holdings Limited	(4,846.78)	(1,986.45)
Telstra Corporation Limited.	(5,724.00)	6,792.84
Tpg Telecom Limited	1,694.02	(96.77)
Treasury Wine Estates Limited	1,624.51	0.00
Virgin Money Uk Plc	(4,579.36)	0.00
Wesfarmers Limited	5,301.74	2,945.42
Woodside Petroleum Ltd	(4,657.63)	(852.44)
Woolworths Ltd	0.00	(5,623.16)
	(77,295.17)	(9,149.95)
Shares in Listed Companies (Overseas)		
Ishares Core S&p 500 Etf	0.00	(5,840.49)
James Hardie Industries	12,614.86	(3,098.85)
	12,614.86	(8,939.34)
Units in Listed Unit Trusts (Australian)		
Betashares Australian High Interest Cash Etf	71.71	(37.98)
Betashares Global Energy Companies Etf - Currency Hedged	(1,437.28)	0.00
Ishares S&p 500 Aud Hedged Etf	6,397.01	0.00
Janus Henderson Tactical Income Fund	(402.74)	345.62
Lend Lease Corporation Limited	5,076.38	(10,211.96)
Macquarie Asia New Stars Fund	(839.55)	(13,948.49)
Macquarie Income Opportunities Fund	(2,266.15)	531.55
Sydney Airport	500.89	0.00
Unibail-Rodamco-Westfield	0.00	(4.71)
	7,100.27	(23,325.97)
Units in Listed Unit Trusts (Overseas)		
Ishares S&p 500 Etf	(10,502.45)	10,502.45
Vanguard Ftse Europe Shares Etf	(4,902.44)	2,441.72
	(15,404.89)	12,944.17

TBI Investments Superannuation Fund
Notes to the Financial Statements

For the year ended 30 June 2020

Total Unrealised Movement	(76,656.53)	(28,471.09)
----------------------------------	-------------	-------------

Realised Movements in Market Value

	2020 \$	2019 \$
Shares in Listed Companies (Australian)		
AMP Limited	0.00	(17,567.34)
Aristocrat Leisure Limited	5,882.42	0.00
Aurizon Holdings Ltd - DNR Capital	0.00	(4,166.61)
Australia And New Zealand Banking Group Limited	0.00	(1,351.27)
BHP Group Limited	0.00	5,138.41
Brambles Limited	1,257.93	683.05
Caltex Australia Limited	(3,738.90)	(8,278.36)
Flight Centre Travel Group Limited	(23,151.22)	0.00
Fortescue Metals Group Ltd	28,446.29	4,105.84
Healthscope Limited	0.00	(3,308.10)
Janus Henderson Group Plc - DNR Capital	0.00	(6,156.97)
Macquarie Group Limited	6,510.62	0.00
Oil Search Limited - DNR Capital	1,941.39	0.00
Origin Energy Ltd	(5,504.37)	0.00
Pendal Group Limited	(441.87)	0.00
Reliance Worldwide Corp Ltd	1,201.76	(9,484.80)
Resmed Inc CDIs 10:1	0.00	10,870.52
Rio Tinto Limited	0.00	(8,164.33)
Seek Limited - DNR Capital	1,685.62	455.33
Tabcorp Holdings Limited	(3,145.93)	0.00
Telstra Corporation Limited.	0.00	1,213.64
Tpg Telecom Limited	819.58	8,056.09
Wesfarmers Limited	625.97	0.00
Woodside Petroleum Ltd	(7,129.44)	1,590.90
Woolworths Ltd	0.00	4,661.45
	5,259.84	(21,702.56)
Shares in Listed Companies (Overseas)		
James Hardie Industries	4,549.24	0.00

TBI Investments Superannuation Fund
Notes to the Financial Statements

For the year ended 30 June 2020

	4,549.24	0.00
Units in Listed Unit Trusts (Australian)		
Betashares Australian High Interest Cash Etf	(124.05)	0.00
Betashares Australian High Interest Cash Etf	(223.15)	0.00
Ishares S&p 500 Aud Hedged Etf	(340.54)	0.00
Lend Lease Corporation Limited	237.15	0.00
Macquarie Asia New Stars Fund	(9,756.32)	(855.21)
Macquarie Income Opportunities Fund	(166.61)	0.00
Unibail-Rodamco-Westfield	0.00	(881.22)
	(10,373.52)	(1,736.43)
Units in Listed Unit Trusts (Overseas)		
Ishares S&p 500 Etf	12,600.68	1,747.76
Vanguard Ftse Europe Shares Etf	(3,310.43)	0.00
	9,290.26	1,747.76
Total Realised Movement	8,725.82	(21,691.23)
Changes in Market Values	(67,930.71)	(50,162.32)
Note 11: Income Tax Expense		
	2020	2019
	\$	\$
The components of tax expense comprise		
Current Tax	(1,415.57)	(7,268.10)
Deferred Tax Liability/Asset	(6,025.90)	(5,350.78)
Income Tax Expense	(7,441.47)	(12,618.88)
The prima facie tax on benefits accrued before income tax is reconciled to the income tax as follows:		
Prima facie tax payable on benefits accrued before income tax at 15%	(4,482.18)	1,595.10
Less:		
Tax effect of:		
Non Taxable Contributions	95.95	0.00
Realised Accounting Capital Gains	1,308.87	(3,253.68)
Accounting Trust Distributions	1,546.02	1,869.60

TBI Investments Superannuation Fund
Notes to the Financial Statements

For the year ended 30 June 2020

Add:

Tax effect of:

Other Non-Deductible Expenses	0.00	404.69
Decrease in MV of Investments	11,498.48	4,270.66
Franking Credits	1,047.69	2,658.58
Foreign Credits	109.89	133.87
Credit for Tax Withheld - Foreign resident	24.02	24.81
Taxable Trust Distributions	605.06	444.81
Distributed Foreign Income	610.07	688.43
Rounding	(0.49)	(0.43)
Income Tax on Taxable Income or Loss	6,461.70	11,604.60
Less credits:		
Franking Credits	6,984.59	17,723.86
Foreign Credits	732.58	892.46
TFN Credits	0.00	91.00
Credit for Tax Withheld - Foreign resident withholding	160.10	165.38
Current Tax or Refund	<u>(1,415.57)</u>	<u>(7,268.10)</u>

TBI Investments Superannuation Fund

Statement of Taxable Income

For the year ended 30 June 2020

	2020
	\$
Benefits accrued as a result of operations	(29,881.18)
Less	
Realised Accounting Capital Gains	8,725.82
Accounting Trust Distributions	10,306.80
Non Taxable Contributions	639.66
	<u>19,672.28</u>
Add	
Decrease in MV of investments	76,656.53
Franking Credits	6,984.59
Foreign Credits	732.58
Credit for Tax Withheld - Foreign resident withholding	160.10
Taxable Trust Distributions	4,033.72
Distributed Foreign income	4,067.14
	<u>92,634.66</u>
SMSF Annual Return Rounding	(3.20)
Taxable Income or Loss	<u>43,078.00</u>
Income Tax on Taxable Income or Loss	6,461.70
Less	
Franking Credits	6,984.59
Foreign Credits	732.58
Credit for Tax Withheld - Foreign resident withholding	160.10
	<u>(1,415.57)</u>
CURRENT TAX OR REFUND	<u>(1,415.57)</u>
Supervisory Levy	259.00
AMOUNT DUE OR REFUNDABLE	<u>(1,156.57)</u>

TBI Investments Superannuation Fund

Trustees Declaration

Tbi Group Pty Ltd ACN: 616768186

The directors of the trustee company have determined that the Fund is not a reporting entity and that these special purpose financial statements should be prepared in accordance with the accounting policies described in Note 1 to the financial statements.

The directors of the trustee company declare that:

- (i) the financial statements and notes to the financial statements for the year ended 30 June 2020 present fairly, in all material respects, the financial position of the Superannuation Fund at 30 June 2020 and the results of its operations for the year ended on that date in accordance with the accounting policies described in Note 1 to the financial statements;
- (ii) the financial statements and notes to the financial statements have been prepared in accordance with the requirements of the trust deed; and
- (iii) the operation of the superannuation fund has been carried out in accordance with its trust deed and in compliance with the requirements of the Superannuation Industry (Supervision) Act 1993 and associated Regulations during the year ended 30 June 2020.

Specifically, the directors of the trustee company declare that:

- in accordance with s120 of the Superannuation Industry (Supervision) Act 1993, no individual trustee has been or is a disqualified person;
- the Fund has satisfactory title to all assets, all assets are unencumbered and free from charge as prescribed by s50 of the Superannuation Industry (Supervision) Act 1993 and reg13.14 of the Superannuation Industry (Supervision) Regulations 1994; and
- to the knowledge of the directors of the trustee company, there have been no events or transactions subsequent to the balance date which could have a material impact on the Fund. Where such events have occurred, the effect of such events has been accounted and noted in the Fund's financial statements.

Signed in accordance with a resolution of the directors of the trustee company by:

.....
Trudee Ibrahim
Tbi Group Pty Ltd
Director

Dated this day of

TBI Investments Superannuation Fund

Investment Summary with Market Movement

As at 30 June 2020

Investment	Units	Market Price	Market Value	Average Cost	Accounting Cost	Unrealised		Realised Movement
						Overall	Current Year	
Cash/Bank Accounts								
Macquarie Cash Management Acc (964918783)		60,050.820000	60,050.82	60,050.82	60,050.82			
			60,050.82		60,050.82			
Managed Investments (Australian)								
BFL0019AU 4 Dimensions Gblal Infrastructure	26,590.12	1.375399	36,572.03	1.55	41,251.08	(4,679.05)	(4,679.05)	0.00
UBS8018AU UBS Emerging Markets Equity	23,648.98	1.065900	25,207.45	1.02	24,200.00	1,007.45	1,007.45	0.00
			61,779.48		65,451.08	(3,671.60)	(3,671.60)	0.00
Shares in Listed Companies (Australian)								
AMP.AX AMP Limited	25,000.00	1.855000	46,375.00	2.04	51,020.83	(4,645.83)	(808.43)	0.00
ALL.AX Aristocrat Leisure Limited	1,060.00	25.500000	27,030.00	21.84	23,155.60	3,874.40	(9,095.35)	5,882.42
BHP.AX BHP Group Limited	700.00	35.820000	25,074.00	22.16	15,512.39	9,561.61	(3,738.00)	0.00
BPT.AX Beach Energy Limited	19,600.00	1.520000	29,792.00	2.08	40,825.25	(11,033.25)	(11,033.25)	0.00
BXB.AX Brambles Limited	2,475.00	10.870000	26,903.25	10.19	25,227.21	1,676.04	(5,731.57)	1,257.93
CTX.AX Caltex Australia Limited	0.00	25.320000	0.00	0.00	0.00	0.00	4,425.53	(3,738.90)
FLT.AX Flight Centre Travel Group Limited	2,250.00	11.120000	25,020.00	12.71	28,602.05	(3,582.05)	(2,747.31)	(23,151.22)
FMG.AX Fortescue Metals Group Ltd	0.00	13.850000	0.00	0.00	0.00	0.00	(21,298.24)	28,446.29
MQG.AX Macquarie Group Limited	330.00	118.600000	39,138.00	99.53	32,846.16	6,291.84	(6,030.93)	6,510.62
OSH.AX Oil Search Limited - DNR Capital	0.00	3.170000	0.00	0.00	0.00	0.00	(1,393.62)	1,941.39
ORG.AX Origin Energy Ltd	0.00	5.840000	0.00	0.00	0.00	0.00	(975.25)	(5,504.37)
PDL.AX Pandal Group Limited	5,000.00	5.970000	29,850.00	7.66	38,308.22	(8,458.22)	(1,471.00)	(441.87)
RWC.AX Reliance Worldwide Corp Ltd	8,200.00	2.940000	24,108.00	3.53	28,925.17	(4,817.17)	(4,743.69)	1,201.76
RIO.AX Rio Tinto Limited	220.00	97.960000	21,551.20	67.27	14,800.42	6,750.78	(1,224.00)	0.00
SEK.AX Seek Limited - DNR Capital	1,610.00	21.890000	35,242.90	16.97	27,324.83	7,918.07	(242.56)	1,685.62
TAH.AX Tabcorp Holdings Limited	5,300.00	3.380000	17,914.00	4.67	24,747.23	(6,833.23)	(4,846.78)	(3,145.93)
TLS.AX Telstra Corporation Limited.	7,950.00	3.130000	24,883.50	3.00	23,814.66	1,068.84	(5,724.00)	0.00
TPM.AX Tpg Telecom Limited	0.00	8.930000	0.00	0.00	0.00	0.00	1,694.02	819.58
TWE.AX Treasury Wine Estates Limited	2,300.00	10.480000	24,104.00	9.77	22,479.49	1,624.51	1,624.51	0.00
VUK.AX Virgin Money Uk Plc	20,900.00	1.655000	34,589.50	1.87	39,168.86	(4,579.36)	(4,579.36)	0.00
WES.AX Wesfarmers Limited	640.00	44.830000	28,691.20	31.94	20,444.04	8,247.16	5,301.74	625.97
WPL.AX Woodside Petroleum Ltd	330.00	21.650000	7,144.50	21.85	7,211.79	(67.29)	(4,657.63)	(7,129.44)
			467,411.05		464,414.20	2,996.85	(77,295.17)	5,259.84

TBI Investments Superannuation Fund

Investment Summary with Market Movement

As at 30 June 2020

Investment	Units	Market Price	Market Value	Average Cost	Accounting Cost	Unrealised		Realised Movement	
						Overall	Current Year		
Shares in Listed Companies (Overseas)									
JHX.AX	James Hardie Industries	920.00	27.520000	25,318.40	16.78	15,434.61	9,883.79	12,614.86	4,549.24
			25,318.40		15,434.61	9,883.79	12,614.86	4,549.24	
Units in Listed Unit Trusts (Australian)									
AAA.AX	Betashares Australian High Interest Cash Etf	0.00	50.100000	0.00	0.00	0.00	0.00	0.00	(124.05)
AAA2.AX	Betashares Australian High Interest Cash Etf	0.00	50.140000	0.00	0.00	0.00	0.00	71.71	(223.15)
FUEL.AX	Betashares Global Energy Companies Etf - Currency Hedged	12,185.00	3.600000	43,866.00	3.72	45,303.28	(1,437.28)	(1,437.28)	0.00
IHV.V.AX	Ishares S&p 500 Aud Hedged Etf	215.00	372.570000	80,102.55	342.82	73,705.54	6,397.01	6,397.01	(340.54)
IOF0145AU	Janus Henderson Tactical Income Fund	33,474.22	1.074000	35,951.31	1.07	35,874.36	76.95	(402.74)	0.00
LLC.AX	Lend Lease Corporation Limited	5,390.00	12.370000	66,674.30	12.20	65,763.08	911.22	5,076.38	237.15
MAQ0640AU	Macquarie Asia New Stars Fund	53,056.01	1.297600	68,845.48	1.50	79,543.47	(10,697.99)	(839.55)	(9,756.32)
MAQ0277AU	Macquarie Income Opportunities Fund	39,804.90	0.971300	38,662.50	1.02	40,628.13	(1,965.63)	(2,266.15)	(166.61)
SYD.AX	Sydney Airport	3,400.00	5.670000	19,278.00	5.52	18,777.11	500.89	500.89	0.00
			353,380.14		359,594.97	(6,214.83)	7,100.27	(10,373.52)	
Units in Listed Unit Trusts (Overseas)									
IVV.AX	Ishares S&p 500 Etf	0.00	446.370000	0.00	0.00	0.00	0.00	(10,502.45)	12,600.68
VEQ.AX	Vanguard Ftse Europe Shares Etf	780.00	52.850000	41,223.00	52.88	41,245.01	(22.01)	(4,902.44)	(3,310.43)
			41,223.00		41,245.01	(22.01)	(15,404.89)	9,290.26	
			1,009,162.89		1,006,190.69	2,972.20	(76,656.53)	8,725.82	

Self-managed superannuation fund annual return 2020

Who should complete this annual return?

Only self-managed superannuation funds (SMSFs) can complete this annual return. All other funds must complete the *Fund income tax return 2020* (NAT 71287).

- ❗ The *Self-managed superannuation fund annual return instructions 2020* (NAT 71606) (the instructions) can assist you to complete this annual return.
- ⊖ The SMSF annual return cannot be used to notify us of a change in fund membership. You must update fund details via ABR.gov.au or complete the Change of details for superannuation entities form (NAT 3036).

To complete this annual return

- Print clearly, using a BLACK pen only.
- Use BLOCK LETTERS and print one character per box.

S	M	I	T	H		S	T				
---	---	---	---	---	--	---	---	--	--	--	--
- Place in ALL applicable boxes.

- Postal address for annual returns:

Australian Taxation Office
GPO Box 9845
[insert the name and postcode
of your capital city]

For example;

Australian Taxation Office
GPO Box 9845
SYDNEY NSW 2001

Section A: Fund information

1 Tax file number (TFN)

- ❗ The ATO is authorised by law to request your TFN. You are not obliged to quote your TFN but not quoting it could increase the chance of delay or error in processing your annual return. See the Privacy note in the Declaration.

➤ To assist processing, write the fund's TFN at the top of pages 3, 5, 7 and 9.

2 Name of self-managed superannuation fund (SMSF)

3 Australian business number (ABN) (if applicable)

4 Current postal address

Suburb/town

State/territory

Postcode

5 Annual return status

- | | | |
|--|-------------|-----|
| Is this an amendment to the SMSF's 2020 return? | A No | Yes |
| Is this the first required return for a newly registered SMSF? | B No | Yes |

6 SMSF auditor

Auditor's name

Title: Mr Mrs Miss Ms Other

Family name

First given name

Other given names

SMSF Auditor Number

Auditor's phone number

Postal address



Suburb/town

State/territory

Postcode

Date audit was completed **A** Day / Month / YearWas Part A of the audit report qualified? **B** No YesWas Part B of the audit report qualified? **C** No YesIf Part B of the audit report was qualified, have the reported issues been rectified? **D** No Yes**7 Electronic funds transfer (EFT)**

We need your self-managed super fund's financial institution details to pay any super payments and tax refunds owing to you.

A Fund's financial institution account details

This account is used for super contributions and rollovers. Do not provide a tax agent account here.

Fund BSB number

Fund account number

Fund account name

I would like my tax refunds made to this account. [Go to C.](#)**B Financial institution account details for tax refunds**

This account is used for tax refunds. You can provide a tax agent account here.


BSB number

Account number

Account name


C Electronic service address alias

Provide the electronic service address alias (ESA) issued by your SMSF messaging provider. (For example, SMSFdataESAAlias). See instructions for more information.

8 Status of SMSF Australian superannuation fund **A** No Yes Fund benefit structure **B** Code 

Does the fund trust deed allow acceptance of the Government's Super Co-contribution and Low Income Super Amounts? **C** No Yes

9 Was the fund wound up during the income year?

No Yes If yes, provide the date on which the fund was wound up Day / Month / Year Have all tax lodgment and payment obligations been met? No Yes 

10 Exempt current pension income

Did the fund pay retirement phase superannuation income stream benefits to one or more members in the income year?

To claim a tax exemption for current pension income, you must pay at least the minimum benefit payment under the law. Record exempt current pension income at Label **A**.

No Go to Section B: Income. 

Yes Exempt current pension income amount **A** \$

Which method did you use to calculate your exempt current pension income?

Segregated assets method **B**

Unsegregated assets method **C** Was an actuarial certificate obtained? **D** Yes

Did the fund have any other income that was assessable?

E Yes Go to Section B: Income.

No Choosing 'No' means that you do not have any assessable income, including no-TFN quoted contributions. Go to Section C: Deductions and non-deductible expenses. (Do **not** complete Section B: Income.)

If you are entitled to claim any tax offsets, you can list these at Section D: Income tax calculation statement.

Section B: Income

Do not complete this section if all superannuation interests in the SMSF were supporting superannuation income streams in the retirement phase for the **entire year**, there was **no** other income that was assessable, and you **have not** realised a deferred notional gain. If you are entitled to claim any tax offsets, you can record these at Section D: Income tax calculation statement.

11 Income

Did you have a capital gains tax (CGT) event during the year? **G** No Yes **A** If the total capital loss or total capital gain is greater than \$10,000 or you elected to use the transitional CGT relief in 2017 and the deferred notional gain has been realised, complete and attach a *Capital gains tax (CGT) schedule 2020*.

Have you applied an exemption or rollover? **M** No Yes

Net capital gain **A** \$

Gross rent and other leasing and hiring income **B** \$

Gross interest **C** \$

Forestry managed investment scheme income **X** \$

Gross foreign income D1 \$	Net foreign income D \$	<input type="text" value="Loss"/>
-----------------------------------	--------------------------------	-----------------------------------

Australian franking credits from a New Zealand company **E** \$

Transfers from foreign funds **F** \$

Gross payments where ABN not quoted **H** \$

Gross distribution from partnerships **I** \$

*Franked dividend amount **J** \$

*Franked dividend amount **K** \$

*Dividend franking credit **L** \$

*Gross trust distributions **M** \$

Calculation of assessable contributions
Assessable employer contributions
R1 \$
plus Assessable personal contributions
R2 \$
plus **#No-TFN-quoted contributions**
R3 \$
(an amount must be included even if it is zero)
less Transfer of liability to life insurance company or PST
R6 \$

Assessable contributions
R \$
(R1 plus R2 plus R3 less R6)

Calculation of non-arm's length income
*Net non-arm's length private company dividends
U1 \$
plus *Net non-arm's length trust distributions
U2 \$
plus *Net other non-arm's length income
U3 \$

*Other income **S** \$

*Assessable income due to changed tax status of fund **T** \$

Net non-arm's length income
U \$
(subject to 45% tax rate)
(U1 plus U2 plus U3)

#This is a mandatory label.
*If an amount is entered at this label, check the instructions to ensure the correct tax treatment has been applied.

GROSS INCOME **W** \$
(Sum of labels A to U)




Exempt current pension income **Y** \$

TOTAL ASSESSABLE INCOME **V** \$
(W less Y)

Section C: Deductions and non-deductible expenses

12 Deductions and non-deductible expenses

Under 'Deductions' list all expenses and allowances you are entitled to claim a deduction for. Under 'Non-deductible expenses', list all other expenses or normally allowable deductions that you cannot claim as a deduction (for example, all expenses related to exempt current pension income should be recorded in the 'Non-deductible expenses' column).

DEDUCTIONS		NON-DEDUCTIBLE EXPENSES
Interest expenses within Australia	A1 \$	A2 \$
Interest expenses overseas	B1 \$	B2 \$
Capital works expenditure	D1 \$	D2 \$
Decline in value of depreciating assets	E1 \$	E2 \$
Insurance premiums – members	F1 \$	F2 \$
SMSF auditor fee	H1 \$	 H2 \$
Investment expenses	I1 \$	 I2 \$
Management and administration expenses	J1 \$	 J2 \$
Forestry managed investment scheme expense	U1 \$	U2 \$
Other amounts	L1 \$	<input style="width: 50px; height: 20px;" type="text"/> L2 \$
Tax losses deducted	M1 \$	<input style="width: 50px; height: 20px;" type="text"/>

TOTAL DEDUCTIONS
N \$
 (Total **A1** to **M1**)

TOTAL NON-DEDUCTIBLE EXPENSES
Y \$
 (Total **A2** to **L2**)

#TAXABLE INCOME OR LOSS Loss
O \$
 (**TOTAL ASSESSABLE INCOME** less **TOTAL DEDUCTIONS**)

TOTAL SMSF EXPENSES
Z \$
 (**N plus Y**)

#This is a mandatory label.

Section D: Income tax calculation statement

#Important:

Section B label **R3**, Section C label **O** and Section D labels **A, T1, J, T5** and **I** are mandatory. If you leave these labels blank, you will have specified a zero amount.

13 Calculation statement

Please refer to the *Self-managed superannuation fund annual return instructions 2020* on how to complete the calculation statement.

#Taxable income	A \$	<i>(an amount must be included even if it is zero)</i>
#Tax on taxable income	T1 \$	<i>(an amount must be included even if it is zero)</i>
#Tax on no-TFN-quoted contributions	J \$	<i>(an amount must be included even if it is zero)</i>



Gross tax B \$
(T1 plus J)

Foreign income tax offset	C1 \$		Non-refundable non-carry forward tax offsets C \$
Rebates and tax offsets	C2 \$		
			<i>(C1 plus C2)</i>

SUBTOTAL 1 T2 \$
(B less C – cannot be less than zero)

Early stage venture capital limited partnership tax offset	D1 \$		Non-refundable carry forward tax offsets D \$
Early stage venture capital limited partnership tax offset carried forward from previous year	D2 \$		
Early stage investor tax offset	D3 \$		
Early stage investor tax offset carried forward from previous year	D4 \$		
			<i>(D1 plus D2 plus D3 plus D4)</i>
			SUBTOTAL 2 T3 \$
			<i>(T2 less D – cannot be less than zero)</i>

Complying fund's franking credits tax offset	E1 \$		Refundable tax offsets E \$
No-TFN tax offset	E2 \$		
National rental affordability scheme tax offset	E3 \$		
Exploration credit tax offset	E4 \$		
			<i>(E1 plus E2 plus E3 plus E4)</i>

#TAX PAYABLE T5 \$
(T3 less E – cannot be less than zero)

Section 102AAM interest charge G \$

Credit for interest on early payments – amount of interest	
H1 \$	
Credit for tax withheld – foreign resident withholding (excluding capital gains)	✓
H2 \$	
Credit for tax withheld – where ABN or TFN not quoted (non-individual)	
H3 \$	
Credit for TFN amounts withheld from payments from closely held trusts	
H5 \$	
Credit for interest on no-TFN tax offset	
H6 \$	
Credit for foreign resident capital gains withholding amounts	
H8 \$	
Eligible credits	
H \$	
(H1 plus H2 plus H3 plus H5 plus H6 plus H8)	

#Tax offset refunds (Remainder of refundable tax offsets)	I \$	(unused amount from label E – an amount must be included even if it is zero)	✓
---	-------------	---	---

PAYG instalments raised

K \$

Supervisory levy

L \$

Supervisory levy adjustment for wound up funds

M \$

Supervisory levy adjustment for new funds

N \$

AMOUNT DUE OR REFUNDABLE A positive amount at S is what you owe, while a negative amount is refundable to you.	S \$	(T5 plus G less H less I less K plus L less M plus N)	✓
---	-------------	---	---

#This is a mandatory label.

Section E: Losses

14 Losses

! If total loss is greater than \$100,000, complete and attach a Losses schedule 2020.

Tax losses carried forward to later income years **U \$**

Net capital losses carried forward to later income years **V \$**



Section F: Member information

MEMBER 1

Title: Mr Mrs Miss Ms Other

Family name

First given name

Other given names

Member's TFN

See the Privacy note in the Declaration.

Date of birth / /

Contributions

OPENING ACCOUNT BALANCE \$

I Refer to instructions for completing these labels.

Employer contributions

A \$

ABN of principal employer

A1

Personal contributions

B \$

CGT small business retirement exemption

C \$

CGT small business 15-year exemption amount

D \$

Personal injury election

E \$

Spouse and child contributions

F \$

Other third party contributions

G \$

Proceeds from primary residence disposal

H \$

Receipt date / /

H1

Assessable foreign superannuation fund amount

I \$

Non-assessable foreign superannuation fund amount

J \$

Transfer from reserve: assessable amount

K \$

Transfer from reserve: non-assessable amount

L \$

Contributions from non-complying funds and previously non-complying funds

T \$

Any other contributions (including Super Co-contributions and Low Income Super Amounts)

M \$



TOTAL CONTRIBUTIONS N \$

(Sum of labels **A** to **M**)

Other transactions

Allocated earnings or losses **O** \$

Loss

Accumulation phase account balance

S1 \$

Retirement phase account balance – Non CDBIS

S2 \$

Retirement phase account balance – CDBIS

S3 \$

Inward rollovers and transfers **P** \$

Outward rollovers and transfers **Q** \$

Lump Sum payments **R1** \$

Income stream payments **R2** \$

Code

Code

TRIS Count

CLOSING ACCOUNT BALANCE S \$

(**S1** plus **S2** plus **S3**)

Accumulation phase value **X1** \$



Retirement phase value **X2** \$

Outstanding limited recourse borrowing arrangement amount **Y** \$

Section H: Assets and liabilities

15 ASSETS

15a Australian managed investments

Listed trusts **A** \$ Unlisted trusts **B** \$Insurance policy **C** \$Other managed investments **D** \$ 

15b Australian direct investments

Cash and term deposits **E** \$ 

Limited recourse borrowing arrangements

Australian residential real property

J1 \$

Australian non-residential real property

J2 \$

Overseas real property

J3 \$

Australian shares

J4 \$

Overseas shares

J5 \$

Other

J6 \$


Property count

J7Debt securities **F** \$Loans **G** \$Listed shares **H** \$ Unlisted shares **I** \$Limited recourse borrowing arrangements **J** \$Non-residential real property **K** \$Residential real property **L** \$Collectables and personal use assets **M** \$Other assets **O** \$ 

15c Other investments

Crypto-Currency **N** \$

15d Overseas direct investments

Overseas shares **P** \$ Overseas non-residential real property **Q** \$Overseas residential real property **R** \$Overseas managed investments **S** \$Other overseas assets **T** \$ 

TOTAL AUSTRALIAN AND OVERSEAS ASSETS U \$

(Sum of labels **A** to **T**)

15e In-house assets

Did the fund have a loan to, lease to or investment in, related parties (known as in-house assets) at the end of the income year? **A** No Yes **B** \$

15f Limited recourse borrowing arrangements

If the fund had an LRBA were the LRBA borrowings from a licensed financial institution? **A** No Yes

Did the members or related parties of the fund use personal guarantees or other security for the LRBA? **B** No Yes

16 LIABILITIES

Borrowings for limited recourse borrowing arrangements

V1 \$

Permissible temporary borrowings

V2 \$

Other borrowings

V3 \$

Borrowings **V \$**

Total member closing account balances (total of all **CLOSING ACCOUNT BALANCES** from Sections F and G) **W \$**

Reserve accounts **X \$**

Other liabilities **Y \$**

TOTAL LIABILITIES Z \$

**Section I: Taxation of financial arrangements****17 Taxation of financial arrangements (TOFA)**

Total TOFA gains **H \$**

Total TOFA losses **I \$**

Section J: Other information**Family trust election status**

If the trust or fund has made, or is making, a family trust election, write the four-digit **income year specified** of the election (for example, for the 2019-20 income year, write **2020**). **A**

If revoking or varying a family trust election, print **R** for revoke or print **V** for variation, and complete and attach the *Family trust election, revocation or variation 2020*. **B**

Interposed entity election status

If the trust or fund has an existing election, write the earliest income year specified. If the trust or fund is making one or more elections this year, write the earliest income year being specified and complete an *Interposed entity election or revocation 2020* for each election. **C**

If revoking an interposed entity election, print **R**, and complete and attach the *Interposed entity election or revocation 2020*. **D**

Section K: Declarations

 Penalties may be imposed for false or misleading information in addition to penalties relating to any tax shortfalls.

Important

Before making this declaration check to ensure that all income has been disclosed and the annual return, all attached schedules and any additional documents are true and correct in every detail. If you leave labels blank, you will have specified a zero amount or the label was not applicable to you. If you are in doubt about any aspect of the annual return, place all the facts before the ATO.

Privacy

The ATO is authorised by the **Taxation Administration Act 1953** to request the provision of tax file numbers (TFNs). We will use the TFN to identify the entity in our records. It is not an offence not to provide the TFN. However if you do not provide the TFN, the processing of this form may be delayed.

Taxation law authorises the ATO to collect information and disclose it to other government agencies. For information about your privacy go to ato.gov.au/privacy

TRUSTEE'S OR DIRECTOR'S DECLARATION:

I declare that, the current trustees and directors have authorised this annual return and it is documented as such in the SMSF's records. I have received a copy of the audit report and are aware of any matters raised therein. The information on this annual return, including any attached schedules and additional documentation is true and correct.

Authorised trustee's, director's or public officer's signature

Date Day / Month / Year

Preferred trustee or director contact details:

Title: Mr Mrs Miss Ms Other

Family name

First given name

Other given names

Phone number

Email address

Non-individual trustee name (if applicable)

ABN of non-individual trustee

Time taken to prepare and complete this annual return

Hrs

 The Commissioner of Taxation, as Registrar of the Australian Business Register, may use the ABN and business details which you provide on this annual return to maintain the integrity of the register. For further information, refer to the instructions.

TAX AGENT'S DECLARATION:

I declare that the Self-managed superannuation fund annual return 2020 has been prepared in accordance with information provided by the trustees, that the trustees have given me a declaration stating that the information provided to me is true and correct, and that the trustees have authorised me to lodge this annual return.

Tax agent's signature

Date Day / Month / Year

Tax agent's contact details

Title: Mr Mrs Miss Ms Other

Family name

First given name

Other given names

Tax agent's practice

Tax agent's phone number

Reference number

Tax agent number

TBI Investments Superannuation Fund

Members Statement

Trudee Ibrahim
 5 Pelican Street
 Victoria Point , Queensland, 4165, Australia

Your Details

		Nominated Beneficiaries	N/A
Date of Birth :	27/07/1970	Vested Benefits	1,046,983.74
Age:	49	Total Death Benefit	1,046,983.74
Tax File Number:	Provided	Current Salary	0.00
Date Joined Fund:	24/01/2017	Previous Salary	0.00
Service Period Start Date:	24/01/2017	Disability Benefit	0.00
Date Left Fund:			
Member Code:	IBRTRU00001A		
Account Start Date	24/01/2017		
Account Phase:	Accumulation Phase		
Account Description:	Accumulation		

Your Balance

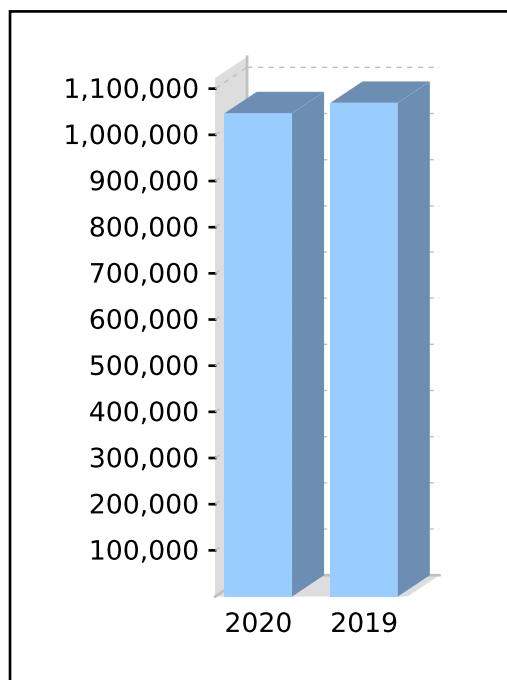
Total Benefits 1,046,983.74

Preservation Components

Preserved 1,046,983.74
 Unrestricted Non Preserved
 Restricted Non Preserved

Tax Components

Tax Free 532,838.91
 Taxable 514,144.83



Your Detailed Account Summary

	This Year	Last Year
Opening balance at 01/07/2019	1,069,423.45 ✓	1,046,170.56
<u>Increases to Member account during the period</u>		
Employer Contributions	387.66 ✓	
Personal Contributions (Concessional)	24,612.34	25,000.00 ✓
Personal Contributions (Non Concessional)	639.66	
Government Co-Contributions		
Other Contributions		
Proceeds of Insurance Policies		
Transfers In		
Net Earnings	(47,643.57)	4,506.71
Internal Transfer In		
<u>Decreases to Member account during the period</u>		
Pensions Paid		
Contributions Tax	3,750.00	3,750.00
Income Tax	(3,314.20)	2,503.82
No TFN Excess Contributions Tax		
Excess Contributions Tax		
Refund Excess Contributions		
Division 293 Tax		
Insurance Policy Premiums Paid		
Management Fees		
Member Expenses		
Benefits Paid/Transfers Out		
Superannuation Surcharge Tax		
Internal Transfer Out		
Closing balance at 30/06/2020	1,046,983.74 ✓	1,069,423.45

TBI Investments Superannuation Fund

Members Statement

Trustee's Disclaimer

This statement has been prepared by the Trustee for the member whose name appears at the top of this statement. Every effort has been made by the Trustee to ensure the accuracy and completeness of this Statement. The Trustee does not accept any liability for any error, omission or misprint. All amounts shown in relation to benefits do not take into account any amounts which may be withheld to satisfy the requirements imposed by the Income Tax Assessment Act 1936.

Signed by all the trustees of the fund

Trudee Ibrahim
Director

Notice of intent to claim or vary a deduction for personal super contributions

Section A: Your details

1 Tax file number (TFN)

! The ATO does not collect this information provided on this form. This form is to assist you in providing details to your super fund. Your super fund is authorised to request your personal details, including your TFN, under the *Superannuation Industry (Supervision) Act 1993*, the *Income Tax Assessment Act 1997* and the *Taxation Administration Act 1953*. It is not an offence not to provide your TFN. However, if you do not provide your TFN, and your super fund doesn't already hold your TFN, they will not be permitted to accept the contribution(s) covered by this notice. For more information about your privacy please contact the entity you are providing this form to.

2 Name

Title:

Family name

First given name

Other given names

3 Date of birth

4 Current postal address

Suburb/town/locality

State/territory

Postcode

Country if outside of Australia

(Australia only)

(Australia only)

5 Daytime phone number (include area code)

Section B: Super fund's details

6 Fund name

7 Fund Australian business number (ABN)

8 Member account number

9 Unique Superannuation Identifier (USI) (if known)

Section C: Contribution details

10 Personal contribution details

Is this notice varying an earlier notice? No Yes

If you answered 'No' complete the **Original Notice to Claim a Tax Deduction** section below.
If you answered 'Yes' complete the **Variation of previous valid notice of intent** section below.

ORIGINAL NOTICE TO CLAIM A TAX DEDUCTION



11 Financial year ended 30 June 20

12 My personal contributions to this fund in the above financial year \$

13 The amount of these personal contributions I will be claiming as a tax deduction \$

Section D: Declaration

This form has a declaration where you say the information in it is correct and complete. Please review the information before you sign the declaration. If you provide false or misleading information, or fail to take reasonable care, you may be liable to administrative penalties imposed by taxation law.

INTENTION TO CLAIM A TAX DEDUCTION

! Complete this declaration if you have **not** previously lodged a valid notice with your super fund for these contributions.

I declare that at the time of lodging this notice:

- I intend to claim the personal contributions stated as a tax deduction
- I am a current member of the identified super fund
- the identified super fund currently holds these contributions and has not begun to pay a superannuation income stream based in whole or part on these contributions
- I have not included any of the contributions in an earlier valid notice.

I declare that I am lodging this notice at the earlier of either:

- before the end of the day that I lodged my income tax return for the income year in which the personal contributions were made, **or**
- before the end of the income year following the year in which the contribution was made.

I declare that the information given on this notice is correct and complete.

Name (Print in BLOCK LETTERS)

Signature

Date

> Send your completed notice to your super fund. **Do not send it to us.** The information on this notice is for you and your super fund. We don't collect this information; we only provide a format for you to provide the information to your super fund.

VARIATION OF PREVIOUS VALID NOTICE OF INTENT

14 Financial year ended 30 June 20

15 My personal contributions to this fund in the above financial year \$

16 The amount of these personal contributions claimed in my original notice of intent \$

17 The amount of these personal contributions I will now be claiming as a tax deduction \$

Declaration

This form has a declaration where you sign to indicate that the information in it is correct and complete. Please review the information before you sign the declaration. If you provide false or misleading information, or fail to take reasonable care, you may be liable to administrative penalties imposed by taxation law.

! Complete this declaration if you have already lodged a valid notice with your fund for these contributions and you wish to **reduce** the amount stated in that notice.

VARIATION OF PREVIOUS VALID NOTICE OF INTENT

I declare that at the time of lodging this notice:

- *I intend to claim the personal contributions stated as a tax deduction*
- *I am a current member of the identified super fund*
- *the identified super fund currently holds these contributions and has not begun to pay a superannuation income stream based in whole or part on these contributions.*

*I declare that I wish to vary my previous valid notice for these contributions by **reducing** the amount I advised in my previous notice and I confirm that either:*

- *I have lodged my income tax return for the year in which the contribution was made, prior to the end of the following income year, and this variation notice is being lodged before the end of the day on which the return was lodged, or*

- *I have not yet lodged my income tax return for the relevant year and this variation notice is being lodged on or before 30 June in the financial year following the year in which the personal contributions were made, or*
- *the ATO has disallowed my claim for a deduction for the relevant year and this notice reduces the amount stated in my previous valid notice by the amount that has been disallowed.*

I declare that the information given on this notice is correct and complete.

Name (Print in BLOCK LETTERS)

Signature

Date

➤ Send your completed variation notice to your super fund. **Do not send it to us.** The information on this notice is for you and your super fund. We don't collect this information; we only provide a format for you to provide the information to your super fund.

Minutes of a meeting of the Director(s)

held on / / at 55 George Thorn Drive, Thornlands, Queensland 4164

PRESENT:	Trudee Ibrahim
MINUTES:	The Chair reported that the minutes of the previous meeting had been signed as a true record.
FINANCIAL STATEMENTS OF SUPERANNUATION FUND:	<p>It was resolved that the financial statements would be prepared as special purpose financial statements as, in the opinion of the trustee(s), the Superannuation Fund is a non-reporting entity and therefore is not required to comply with all Australian Accounting Standards.</p> <p>The Chair tabled the financial statements and notes to the financial statements of the Superannuation Fund in respect of the year ended 30 June 2020 and it was resolved that such statements be and are hereby adopted as tabled.</p>
TRUSTEE'S DECLARATION:	It was resolved that the trustee's declaration of the Superannuation Fund be signed.
ANNUAL RETURN:	Being satisfied that the Fund had complied with the requirements of the Superannuation Industry (Supervision) Act 1993 (SISA) and Regulations during the year ended 30 June 2020, it was resolved that the annual return be approved, signed and lodged with the Australian Taxation Office.
INVESTMENT STRATEGY:	The allocation of the Fund's assets and the Fund's investment performance over the financial year were reviewed and found to be within the acceptable ranges outlined in the investment strategy. After considering the risk, rate of return, diversification and liquidity of the investments and the ability of the Fund to discharge its existing liabilities, it was resolved that the investment strategy continues to reflect the purposes and circumstances of the Fund and its members. Accordingly, no changes in the investment strategy were required.
ALLOCATION OF INCOME:	It was resolved that the income of the Fund would be allocated to the members based on their average daily balance (an alternative allocation basis may be percentage of opening balance).
INVESTMENT ACQUISITIONS:	It was resolved to ratify the investment acquisitions throughout the financial year ended 30 June 2020.
INVESTMENT DISPOSALS:	It was resolved to ratify the investment disposals throughout the financial year ended 30 June 2020.
AUDITORS:	<p>It was resolved that</p> <p>Tony Boys</p> <p>of</p> <p>PO Box 3376, Rundle Mall, South Australia 5000</p> <p>act as auditors of the Fund for the next financial year.</p>
TAX AGENTS:	<p>It was resolved that</p> <p>Herron Accountants</p> <p>act as tax agents of the Fund for the next financial year.</p>
TRUSTEE STATUS:	Each of the trustee(s) confirmed that they are qualified to act as trustee(s) of the Fund and that they are not disqualified persons as defined by s 120 of the SISA.
CONTRIBUTIONS RECEIVED:	It was resolved that the contributions during the year be allocated to members

Minutes of a meeting of the Director(s)

held on / / at 55 George Thorn Drive, Thornlands, Queensland 4164

on the basis of the schedule provided by the principal Fund employer.

CLOSURE:

All resolutions for this meeting were made in accordance with the SISA and Regulations.

There being no further business the meeting then closed.

Signed as a true record –

.....

Trudee Ibrahim

Chairperson

TBI Investments Superannuation Fund

Trial Balance

As at 30 June 2020

Last Year	Code	Account Name	Units	Debits \$	Credits \$
	23800	Distributions Received			
	23800/AAA.AX	Betashares Australian High Interest Cash Etf			994.94
(855.48)	23800/AAA2.AX	Betashares Australian High Interest Cash Etf			
	23800/BFL0019AU	4 Dimensions Gbl Infrastructure			481.84
	23800/FUEL.AX	Betashares Global Energy Companies Etf - Currency Hedged			758.94
	23800/IHV.V.AX	Ishares S&p 500 Aud Hedged Etf			1,558.77
(377.84)	23800/IOF0145AU	Janus Henderson Tactical Income Fund			1,100.33
(961.73)	23800/IVV.AX2	Ishares S&p 500 Etf			
(1,394.04)	23800/LLC.AX	Lend Lease Corporation Limited			1,117.40
(1,318.20)	23800/MAQ0277AU	Macquarie Income Opportunities Fund			1,818.37
(5,228.47)	23800/MAQ0640AU	Macquarie Asia New Stars Fund			802.92
(2,328.23)	23800/VEQ1.AX	Vanguard Ftse Europe Shares Etf			1,673.29
	23900	Dividends Received			
(611.80)	23900/ALL.AX	Aristocrat Leisure Limited			676.80
(1,265.00)	23900/AMP.AX	AMP Limited			
(1,560.00)	23900/ANZ.AX	Australia And New Zealand Banking Group Limited			
(727.05)	23900/AZJ.AX	Aurizon Holdings Ltd - DNR Capital			
(2,332.39)	23900/BHP.AX	BHP Group Limited			1,491.75
	23900/BPT.AX	Beach Energy Limited			144.00
(884.50)	23900/BXB.AX	Brambles Limited			970.61
(8,018.62)	23900/CTX.AX	Caltex Australia Limited			390.40
(1,777.30)	23900/FLT.AX	Flight Centre Travel Group Limited			735.00
(4,102.50)	23900/FMG.AX	Fortescue Metals Group Ltd			3,079.00
(437.50)	23900/HSO.AX	Healthscope Limited			
(319.92)	23900/JHG.AX	Janus Henderson Group Plc - DNR Capital			
(467.04)	23900/JHX1.AX	James Hardie Industries			640.39
(1,765.50)	23900/MQG.AX	Macquarie Group Limited			1,900.50
(422.50)	23900/ORG.AX	Origin Energy Ltd			1,417.50
(498.65)	23900/OSH.AX	Oil Search Limited - DNR Capital			245.65

TBI Investments Superannuation Fund

Trial Balance

As at 30 June 2020

Last Year	Code	Account Name	Units	Debits \$	Credits \$
(1,547.50)	23900/PDL.AX	Pendal Group Limited			1,125.00
(13,412.65)	23900/RIO.AX	Rio Tinto Limited			1,307.70
(113.46)	23900/RMD.AX	Resmed Inc CDIs 10:1			
(207.00)	23900/RWC.AX	Reliance Worldwide Corp Ltd			492.50
(873.80)	23900/SEK.AX	Seek Limited - DNR Capital			426.80
(786.50)	23900/TAH.AX	Tabcorp Holdings Limited			1,573.00
(768.00)	23900/TLS.AX	Telstra Corporation Limited.			1,272.00
(61.00)	23900/TPM.AX	Tpg Telecom Limited			152.50
(1,240.00)	23900/WES.AX	Wesfarmers Limited			979.20
(1,023.00)	23900/WOW.AX	Woolworths Ltd			
(1,415.59)	23900/WPL.AX	Woodside Petroleum Ltd			1,019.42
	24200	Contributions			
(25,000.00)	24200/IBRTRU00001A	(Contributions) Ibrahim, Trudee - Accumulation			25,639.66
50,162.31	24700	Changes in Market Values of Investments		67,930.71	
	25000	Interest Received			
	25000/ATOTBI	ATO			0.94
(436.37)	25000/MBL964918783	Macquarie Cash Management Acc (964918783)			216.26
	26500	Other Investment Profit/(Loss)			
(95.25)	26500/00002	Rebate of Adviser Commission			118.48
(990.10)	26500/00003	Rebate of Portfolio Tax Reporting & Analysis Fee			985.21
2,717.00	30100	Accountancy Fees		2,728.00	
53.00	30200	Administration Costs			
259.00	30400	ATO Supervisory Levy		259.00	
385.00	30700	Auditor's Remuneration		385.00	
	30800	ASIC Fees		54.00	
2,697.94	31300	Writeback of Additional Deemed Proceeds in Buyback			
	37500	Investment Expenses			
18,716.22	37500/00002	Investment Expenses		15,831.54	
(12,618.88)	48500	Income Tax Expense			7,441.47

TBI Investments Superannuation Fund

Trial Balance

As at 30 June 2020

Last Year	Code	Account Name	Units	Debits \$	Credits \$
23,252.89	49000	Profit/Loss Allocation Account			22,439.71
	50010	Opening Balance			
(1,046,170.56)	50010/IBRTRU00001A	(Opening Balance) Ibrahim, Trudee - Accumulation			1,069,423.45
	52420	Contributions			
(25,000.00)	52420/IBRTRU00001A	(Contributions) Ibrahim, Trudee - Accumulation			25,639.66
	53100	Share of Profit/(Loss)			
(4,506.71)	53100/IBRTRU00001A	(Share of Profit/(Loss)) Ibrahim, Trudee - Accumulation		47,643.57	
	53330	Income Tax			
2,503.82	53330/IBRTRU00001A	(Income Tax) Ibrahim, Trudee - Accumulation			3,314.20
	53800	Contributions Tax			
3,750.00	53800/IBRTRU00001A	(Contributions Tax) Ibrahim, Trudee - Accumulation		3,750.00	
	60400	Bank Accounts			
49,326.61	60400/MBL964918783	Macquarie Cash Management Acc (964918783)		60,050.82	
	61800	Distributions Receivable			
99.98	61800/AAA2.AX	Betashares Australian High Interest Cash Etf			0.00
	61800/BFL0019AU	4 Dimensions Gbl Infrastructure		410.93	
	61800/FUEL.AX	Betashares Global Energy Companies Etf - Currency Hedged		758.94	
	61800/IHVV.AX	Ishares S&p 500 Aud Hedged Etf		1,558.77	
118.45	61800/IOF0145AU	Janus Henderson Tactical Income Fund		892.35	
249.95	61800/IVV.AX2	Ishares S&p 500 Etf			0.00
563.64	61800/LLC.AX	Lend Lease Corporation Limited		118.04	
702.33	61800/MAQ0277AU	Macquarie Income Opportunities Fund		988.72	
5,197.76	61800/MAQ0640AU	Macquarie Asia New Stars Fund		560.99	
1,327.92	61800/VEQ1.AX	Vanguard Ftse Europe Shares Etf		430.84	
553.33	68000	Sundry Debtors		29,620.00	
	74700	Managed Investments (Australian)			
	74700/BFL0019AU	4 Dimensions Gbl Infrastructure	26,590.1218	36,572.03	
	74700/UBS8018AU	UBS Emerging Markets Equity	23,648.9788	25,207.45	

TBI Investments Superannuation Fund

Trial Balance

As at 30 June 2020

Last Year	Code	Account Name	Units	Debits \$	Credits \$
	77600	Shares in Listed Companies (Australian)			
40,857.60	77600/ALL.AX	Aristocrat Leisure Limited	1,060.0000	27,030.00	
36,676.00	77600/AMP.AX	AMP Limited	25,000.0000	46,375.00	
28,812.00	77600/BHP.AX	BHP Group Limited	700.0000	25,074.00	
	77600/BPT.AX	Beach Energy Limited	19,600.0000	29,792.00	
32,522.00	77600/BXB.AX	Brambles Limited	2,475.0000	26,903.25	
30,195.00	77600/CTX.AX	Caltex Australia Limited	0.0000		0.00
31,162.50	77600/FLT.AX	Flight Centre Travel Group Limited	2,250.0000	25,020.00	
37,884.00	77600/FMG.AX	Fortescue Metals Group Ltd	0.0000		0.00
41,378.70	77600/MQG.AX	Macquarie Group Limited	330.0000	39,138.00	
38,194.75	77600/ORG.AX	Origin Energy Ltd	0.0000		0.00
23,684.50	77600/OSH.AX	Oil Search Limited - DNR Capital	0.0000		0.00
25,561.25	77600/PDL.AX	Pendal Group Limited	5,000.0000	29,850.00	
18,158.00	77600/RIO.AX	Rio Tinto Limited	220.0000	21,551.20	
34,672.00	77600/RWC.AX	Reliance Worldwide Corp Ltd	8,200.0000	24,108.00	
41,050.40	77600/SEK.AX	Seek Limited - DNR Capital	1,610.0000	35,242.90	
31,817.50	77600/TAH.AX	Tabcorp Holdings Limited	5,300.0000	17,914.00	
30,607.50	77600/TLS.AX	Telstra Corporation Limited.	7,950.0000	24,883.50	
19,642.00	77600/TPM.AX	Tpg Telecom Limited	0.0000		0.00
	77600/TWE.AX	Treasury Wine Estates Limited	2,300.0000	24,104.00	
	77600/VUK.AX	Virgin Money Uk Plc	20,900.0000	34,589.50	
28,928.00	77600/WES.AX	Wesfarmers Limited	640.0000	28,691.20	
23,634.00	77600/WPL.AX	Woodside Petroleum Ltd	330.0000	7,144.50	
	77700	Shares in Listed Companies (Overseas)			
31,977.00	77700/JHX1.AX	James Hardie Industries	920.0000	25,318.40	
	78200	Units in Listed Unit Trusts (Australian)			
67,187.60	78200/AAA2.AX	Betashares Australian High Interest Cash Etf	0.0000		0.00
	78200/FUEL.AX	Betashares Global Energy Companies Etf - Currency Hedged	12,185.0000	43,866.00	
	78200/IHVV.AX	Ishares S&p 500 Aud Hedged Etf	215.0000	80,102.55	

TBI Investments Superannuation Fund

Trial Balance

As at 30 June 2020

Last Year	Code	Account Name	Units	Debits \$	Credits \$
25,981.03	78200/IOF0145AU	Janus Henderson Tactical Income Fund	33,474.2166	35,951.31	
35,750.00	78200/LLC.AX	Lend Lease Corporation Limited	5,390.0000	66,674.30	
38,302.56	78200/MAQ0277AU	Macquarie Income Opportunities Fund	39,804.9000	38,662.50	
91,699.09	78200/MAQ0640AU	Macquarie Asia New Stars Fund	53,056.0100	68,845.48	
	78200/SYD.AX	Sydney Airport	3,400.0000	19,278.00	
	78300	Units in Listed Unit Trusts (Overseas)			
46,312.20	78300/IVV.AX2	Ishares S&p 500 Etf	0.0000		0.00
88,374.00	78300/VEQ1.AX	Vanguard Ftse Europe Shares Etf	780.0000	41,223.00	
7,268.10	85000	Income Tax Payable/Refundable		1,415.57	
(12,045.60)	88000	Sundry Creditors			0.00
(4,960.20)	89000	Deferred Tax Liability/Asset		1,065.70	
				1,185,565.56	1,185,565.56

Current Year Profit/(Loss): (29,881.18)



Bank Reconciliation - Super Fund


Client Name: TBI Investments Superannuation Fund
 Client Code: JOHN123 Period Ended: 30 June 2020
 Partner/Manager: MH / JF Accountant: Eddy Lee

Bank: Macquarie Acc Account No: 964918783
 BGL Code: 60400

AS AT

30/06/2020

Balance as per bank statement

\$60,050.82 

add: Outstanding deposits

0.00
0.00
0.00

0.00

60,050.82


less: Outstanding cheques

Chq No Code Amount

		0.00
		0.00
		0.00
		0.00
		0.00
		0.00
		0.00
		0.00
		0.00
		0.00
		0.00
		0.00
		0.00
		0.00
		0.00
		0.00
		0.00
		0.00
		0.00

0.00

Reconciled Balance

\$60,050.82 

CASH TRANSACTION STATEMENT

Account Code: 6094496



Date	Activity	Description	Debit \$	Credit \$	Balance \$
25 May 2020	Withdrawal	Cash Withdrawal - MAQ0277AU.FND Distribution Received	39.80		1,922.30
31 May 2020	Distribution Effect	Corporate Action - MAQ0277AU.FND Distribution		79.61	2,001.91
23 Jun 2020	Withdrawal	Cash Withdrawal - MAQ0277AU.FND Distribution Received	79.61		1,922.30
30 Jun 2020	Distribution Effect	Corporate Action - FUEL.AXW Dividend		758.94	2,681.24
30 Jun 2020	Distribution Effect	Corporate Action - IHVV.AXW Dividend		1,558.77	4,240.01
30 Jun 2020	Distribution Effect	Corporate Action - MAQ0277AU.FND Distribution		988.72	5,228.73
30 Jun 2020	Distribution Effect	Corporate Action - MAQ0640AU.FND Distribution		560.99	5,789.72
30 Jun 2020	Distribution Effect	Corporate Action - IOF0145AU.FND Distribution		892.35	6,682.07
30 Jun 2020	Distribution Effect	Corporate Action - VEQ.AXW Dividend		430.84	7,112.91
30 Jun 2020	Distribution Effect	Corporate Action - BFL0019AU.FND Distribution		410.93	7,523.84
30 Jun 2020	Distribution Effect	Corporate Action - LLC.ASX Dividend		118.04	7,641.88
30 Jun 2020		Closing Balance	32,846.08	30,237.32	7,641.88
Macquarie Cash Management Trust Account (MACQA.CASH)					
01 Jul 2019		Opening Balance			49,326.61
01 Jul 2019	Deposit	Cash Deposit - Sale: 7250@353.6501 Reliance Worldwide Corporation Limited (RWC)		25,614.88	74,941.49
02 Jul 2019	Distribution Effect	ALL.ASX Dividend Received		292.60	75,234.09
02 Jul 2019	Deposit	Rebate of Adviser Commission		7.91	75,242.00
02 Jul 2019	Withdrawal	Cash Withdrawal - Purchase: 9850@352.4901 Reliance Worldwide Corporation Limited (RWC)	34,745.48		40,496.52
03 Jul 2019	Distribution Effect	MQG.ASX Dividend Received		1,188.00	41,684.52
04 Jul 2019	Deposit	ATO ATO008000010735142		554.27	42,238.79
11 Jul 2019	Distribution Effect	IVV.AXW Dividend Received		249.95	42,488.74
12 Jul 2019	Distribution Effect	MAQ0277AU.FND Distribution Received		702.33	43,191.07
15 Jul 2019	Distribution Effect	MAQ0640AU.FND Distribution Received		5,197.76	48,388.83
15 Jul 2019	Management Fee	Jun 19 GST on Investment and Strategy Advice	95.60		48,293.23
15 Jul 2019	Management Fee	Jun 19 GST on Portfolio Tax Reporting and Analysis	22.30		48,270.93
15 Jul 2019	Management Fee	Jun 19 Investment and Strategy Advice	955.97		47,314.96
15 Jul 2019	Management Fee	Jun 19 Portfolio Tax Reporting and Analysis	222.95		47,092.01
15 Jul 2019	Management Fee	Rebate of Jun 19 GST on Portfolio Tax Reporting and Analysis		7.40	47,099.41
15 Jul 2019	Management Fee	Rebate of Jun 19 Portfolio Tax Reporting and Analysis		73.98	47,173.39
16 Jul 2019	Distribution Effect	AAA.AXW Dividend Received		99.98	47,273.37
16 Jul 2019	Distribution Effect	VEQ.AXW Dividend Received		1,327.92	48,601.29
16 Jul 2019	Withdrawal	Herron Accountants Inv	2,915.00		45,686.29
17 Jul 2019	Distribution Effect	IOF0145AU.FND Distribution Received		118.45	45,804.74
31 Jul 2019	Distribution Effect	Cash Deposit - Macquarie CMA Interest Paid		28.58	45,833.32
02 Aug 2019	Deposit	Rebate of Adviser Commission		9.62	45,842.94
02 Aug 2019	Distribution Effect	JHX.ASX Dividend Received		510.01	46,352.95
09 Aug 2019	Deposit	Cash Deposit - Sale: 495@1291.1394 Brambles (BXB)		6,366.39	52,719.34

CASH TRANSACTION STATEMENT

Account Code: 6094496



Date	Activity	Description	Debit \$	Credit \$	Balance \$
09 Aug 2019	Deposit	Cash Deposit - Sale: 160@3868.2875 Wesfarmers (WES)		6,164.51	58,883.85
15 Aug 2019	Management Fee	Jul 19 GST on Investment and Strategy Advice	100.31		58,783.54
15 Aug 2019	Management Fee	Jul 19 GST on Portfolio Tax Reporting and Analysis	22.79		58,760.75
15 Aug 2019	Management Fee	Jul 19 Investment and Strategy Advice	1,003.05		57,757.70
15 Aug 2019	Management Fee	Jul 19 Portfolio Tax Reporting and Analysis	227.88		57,529.82
15 Aug 2019	Management Fee	Rebate of Jul 19 GST on Portfolio Tax Reporting and Analysis		7.65	57,537.47
15 Aug 2019	Management Fee	Rebate of Jul 19 Portfolio Tax Reporting and Analysis		76.44	57,613.91
16 Aug 2019	Distribution Effect	AAA.AXW Dividend Received		85.08	57,698.99
27 Aug 2019	Distribution Effect	MAQ0277AU.FND Distribution Received		74.42	57,773.41
30 Aug 2019	Deposit	Cash Deposit - Sale: 200@2937.55 Aristocrat Leisure (ALL)		5,850.35	63,623.76
30 Aug 2019	Deposit	Cash Deposit - Sale: 600@2240.46 James Hardie Industries (JHX)		13,418.01	77,041.77
30 Aug 2019	Deposit	Cash Deposit - Sale: 610@1683.9902 Lendlease (LLC)		10,247.59	87,289.36
30 Aug 2019	Withdrawal	Cash Withdrawal - Purchase: 3500@163.57 AMP (AMP)	5,749.70		81,539.66
30 Aug 2019	Distribution Effect	Cash Deposit - Macquarie CMA Interest Paid		35.05	81,574.71
02 Sep 2019	Deposit	Cash Deposit - Sale: 50@12258.88 Macquarie Group (MQG)		6,104.69	87,679.40
02 Sep 2019	Withdrawal	Cash Withdrawal - Purchase: 925@654.5697 Pental Group (PDL)	6,079.52		81,599.88
03 Sep 2019	Withdrawal	Cash Withdrawal - Purchase: 840@5013.7 Tactical Cash (AAA)	42,142.72		39,457.16
03 Sep 2019	Deposit	Rebate of Adviser Commission		12.00	39,469.16
13 Sep 2019	Management Fee	Aug 19 GST on Investment and Strategy Advice	98.86		39,370.30
13 Sep 2019	Management Fee	Aug 19 GST on Portfolio Tax Reporting and Analysis	22.79		39,347.51
13 Sep 2019	Management Fee	Aug 19 Investment and Strategy Advice	988.57		38,358.94
13 Sep 2019	Management Fee	Aug 19 Portfolio Tax Reporting and Analysis	227.88		38,131.06
13 Sep 2019	Management Fee	Rebate of Aug 19 GST on Portfolio Tax Reporting and Analysis		7.65	38,138.71
13 Sep 2019	Management Fee	Rebate of Aug 19 Portfolio Tax Reporting and Analysis		76.44	38,215.15
16 Sep 2019	Deposit	Cash Deposit - Sale: 110@44036.5091 iShares S&P 500 ETF (IVV)		48,410.43	86,625.58
16 Sep 2019	Withdrawal	Cash Withdrawal - Purchase: 125@37615.304 iShares S&P 500 AUD Hedged ETF (IHVV)	47,048.40		39,577.18
16 Sep 2019	Distribution Effect	LLC.ASX Dividend Received		825.00	40,402.18
17 Sep 2019	Distribution Effect	AAA.AXW Dividend Received		135.24	40,537.42
18 Sep 2019	Deposit	Cash Deposit - Sale: 120@12945.0083 Macquarie Group (MQG)		15,509.26	56,046.68
18 Sep 2019	Application	MQG.ASX Share Purchase Plan Application	15,000.00		41,046.68
19 Sep 2019	Distribution Effect	RIO.ASX Dividend Received		538.27	41,584.95
20 Sep 2019	Distribution Effect	TAH.ASX Dividend Received		786.50	42,371.45
20 Sep 2019	Distribution Effect	WPL.ASX Dividend Received		346.05	42,717.50
24 Sep 2019	Distribution Effect	OSH.ASX Dividend Received		245.65	42,963.15
25 Sep 2019	Distribution Effect	BHP.ASX Dividend Received		795.92	43,759.07

CASH TRANSACTION STATEMENT

Account Code: 6094496



Date	Activity	Description	Debit \$	Credit \$	Balance \$
26 Sep 2019	Distribution Effect	TLS.ASX Dividend Received		636.00	44,395.07
27 Sep 2019	Deposit	Cash Deposit - Sale: 1220@2533.3098 Caltex Australia (CTX)		30,881.63	75,276.70
27 Sep 2019	Withdrawal	Cash Withdrawal - Purchase: 9400@211.18 Cybg PLC (CYB)	19,875.67		55,401.03
27 Sep 2019	Withdrawal	Cash Withdrawal - Purchase: 160@3208.45 Woodside Petroleum (WPL)	5,158.27		50,242.76
27 Sep 2019	Distribution Effect	ORG.ASX Dividend Received		783.75	51,026.51
30 Sep 2019	Distribution Effect	Cash Deposit - Macquarie CMA Interest Paid		26.17	51,052.68
02 Oct 2019	Deposit	Rebate of Adviser Commission		9.19	51,061.87
02 Oct 2019	Distribution Effect	FMG.ASX Dividend Received		1,008.00	52,069.87
03 Oct 2019	Distribution Effect	MAQ0277AU.FND Distribution Received		74.42	52,144.29
03 Oct 2019	Distribution Effect	SEK.ASX Dividend Received		426.80	52,571.09
04 Oct 2019	Distribution Effect	CTX.ASX Dividend Received		390.40	52,961.49
09 Oct 2019	Distribution Effect	WES.ASX Dividend Received		499.20	53,460.69
10 Oct 2019	Distribution Effect	BXB.ASX Dividend Received		294.35	53,755.04
11 Oct 2019	Distribution Effect	FLT.ASX Dividend Received		735.00	54,490.04
11 Oct 2019	Distribution Effect	RWC.ASX Dividend Received		492.50	54,982.54
15 Oct 2019	Management Fee	Sep 19 GST on Investment and Strategy Advice	98.68		54,883.86
15 Oct 2019	Management Fee	Sep 19 GST on Portfolio Tax Reporting and Analysis	22.30		54,861.56
15 Oct 2019	Management Fee	Sep 19 Investment and Strategy Advice	986.84		53,874.72
15 Oct 2019	Management Fee	Sep 19 Portfolio Tax Reporting and Analysis	222.95		53,651.77
15 Oct 2019	Management Fee	Rebate of Sep 19 Portfolio Tax Reporting and Analysis		73.98	53,725.75
15 Oct 2019	Management Fee	Rebate of Sep 19 GST on Portfolio Tax Reporting and Analysis		7.40	53,733.15
16 Oct 2019	Distribution Effect	AAA.AXW.Dividend Received		139.41	53,872.56
16 Oct 2019	Distribution Effect	VEQ.AXW Dividend Received		386.50	54,259.06
17 Oct 2019	Distribution Effect	IOF0145AU.FND Distribution Received		38.11	54,297.17
17 Oct 2019	Distribution Effect	MAQ0277AU.FND Distribution Received		74.42	54,371.59
17 Oct 2019	Application	MAQ0277AU.FND Application	7,780.00		46,591.59
22 Oct 2019	Distribution Effect	BXB.ASX Dividend Received		588.70	47,180.29
29 Oct 2019	Deposit	Cash Deposit - Sale: 330@2204.6394 Seek (SEK)		7,250.56	54,430.85
31 Oct 2019	Distribution Effect	Cash Deposit - Macquarie CMA Interest Paid		22.46	54,453.31
04 Nov 2019	Deposit	Rebate of Adviser Commission		10.83	54,464.14
06 Nov 2019	Deposit	Cash Deposit - Sale: 3350@724.0901 Oil Search (OSH)		24,232.27	78,696.41
06 Nov 2019	Withdrawal	Cash Withdrawal - Purchase: 11200@238.91 Beach Energy Limited (BPT)	26,782.67		51,913.74
12 Nov 2019	Deposit	Cash Deposit - Sale: 875@954.9097 Fortescue Metals Group (FMG)		8,330.71	60,244.45
12 Nov 2019	Deposit	Cash Deposit - Sale: 1650@427.08 Reliance Worldwide Corporation Limited (RWC)		7,022.07	67,266.52
15 Nov 2019	Management Fee	Oct 19 GST on Investment and Strategy Advice	102.93		67,163.59
15 Nov 2019	Management Fee	Oct 19 GST on Portfolio Tax Reporting and Analysis	22.79		67,140.80
15 Nov 2019	Management Fee	Oct 19 Investment and Strategy Advice	1,029.32		66,111.48

CASH TRANSACTION STATEMENT

Account Code: 6094496



Date	Activity	Description	Debit \$	Credit \$	Balance \$
15 Nov 2019	Management Fee	Oct 19 Portfolio Tax Reporting and Analysis	227.88		65,883.60
15 Nov 2019	Management Fee	Rebate of Oct 19 Portfolio Tax Reporting and Analysis		76.44	65,960.04
15 Nov 2019	Management Fee	Rebate of Oct 19 GST on Portfolio Tax Reporting and Analysis		7.65	65,967.69
18 Nov 2019	Distribution Effect	AAA.AXW Dividend Received		118.23	66,085.92
18 Nov 2019	Distribution Effect	MAQ0277AU.FND Distribution Received		89.72	66,175.64
19 Nov 2019	Distribution Effect	TPM.ASX Dividend Received		61.00	66,236.64
20 Nov 2019	Deposit	Cash Deposit - Sale: 1000@824 Origin Energy (ORG)		8,215.25	74,451.89
29 Nov 2019	Distribution Effect	Cash Deposit - Macquarie CMA Interest Paid		26.94	74,478.83
03 Dec 2019	Deposit	Rebate of Adviser Commission		13.25	74,492.08
09 Dec 2019	Application	MAQ0640AU.FND Application	15,980.00		58,512.08
13 Dec 2019	Management Fee	Nov 19 GST on Ongoing Service Fee	126.01		58,386.07
13 Dec 2019	Management Fee	Nov 19 Ongoing Service Fee	1,260.00		57,126.07
13 Dec 2019	Management Fee	Rebate of Nov 19 Ongoing Service Fee		73.98	57,200.05
13 Dec 2019	Management Fee	Rebate of Nov 19 GST on Ongoing Service Fee		7.40	57,207.45
17 Dec 2019	Distribution Effect	AAA.AXW Dividend Received		109.13	57,316.58
17 Dec 2019	Distribution Effect	All.ASX Dividend Received		384.20	57,700.78
17 Dec 2019	Distribution Effect	MAQ0277AU.FND Distribution Received		89.72	57,790.50
18 Dec 2019	Withdrawal	Cash Withdrawal - Purchase: 145@5010 Tactical Cash (AAA)	7,289.25		50,501.25
18 Dec 2019	Withdrawal	Cash Withdrawal - Purchase: 445@1222.5011 Brambles (BXB)	5,464.88		45,036.37
18 Dec 2019	Withdrawal	Cash Withdrawal - Purchase: 320@1944 Lendlease (LLC)	6,245.55		38,790.82
18 Dec 2019	Withdrawal	Cash Withdrawal - Purchase: 45@10205.4444 Rio Tinto (RIO)	4,617.20		34,173.62
18 Dec 2019	Distribution Effect	MQG.ASX Dividend Received		712.50	34,886.12
19 Dec 2019	Distribution Effect	PDL.ASX Dividend Received		1,125.00	36,011.12
20 Dec 2019	Distribution Effect	JHX.ASX Dividend Received		130.38	36,141.50
31 Dec 2019	Distribution Effect	Cash Deposit - Macquarie CMA Interest Paid		22.14	36,163.64
03 Jan 2020	Deposit	Rebate of Adviser Commission		11.10	36,174.74
14 Jan 2020	Deposit	Cash Deposit - Sale: 775@903.1703 Pental Group (PDL)		6,974.82	43,149.56
15 Jan 2020	Distribution Effect	IOF0145AU.FND Distribution Received		104.62	43,254.18
15 Jan 2020	Management Fee	Dec 19 GST on Ongoing Service Fee	129.21		43,124.97
15 Jan 2020	Management Fee	Dec 19 Ongoing Service Fee	1,292.10		41,832.87
15 Jan 2020	Management Fee	Rebate of Dec 19 Ongoing Service Fee		76.44	41,909.31
15 Jan 2020	Management Fee	Rebate of Dec 19 GST on Ongoing Service Fee		7.65	41,916.96
17 Jan 2020	Distribution Effect	AAA.AXW Dividend Received		124.74	42,041.70
17 Jan 2020	Distribution Effect	VEQ.AXW Dividend Received		458.33	42,500.03
24 Jan 2020	Deposit	Cash Deposit - Sale: 600@1264.24 Fortescue Metals Group (FMG)		7,560.69	50,060.72
31 Jan 2020	Distribution Effect	Cash Deposit - Macquarie CMA Interest Paid		17.14	50,077.86
04 Feb 2020	Deposit	Rebate of Adviser Commission		8.87	50,086.73
04 Feb 2020	Distribution Effect	MAQ0277AU.FND Distribution Received		89.72	50,176.45
07 Feb 2020	Deposit	Cash Deposit - Sale: 270@3671.0815 Aristocrat Leisure (ALL)		9,887.17	60,063.62

CASH TRANSACTION STATEMENT

Account Code: 6094496



Date	Activity	Description	Debit \$	Credit \$	Balance \$
07 Feb 2020	Deposit	Cash Deposit - Sale: 320@3162.0188 James Hardie Industries (JHX)		10,093.71	70,157.33
07 Feb 2020	Withdrawal	Cash Withdrawal - Purchase: 150@4028.84 Flight Centre Travel Group (FLT)	6,068.01		64,089.32
14 Feb 2020	Management Fee	Jan 20 GST on Ongoing Service Fee	131.20		63,958.12
14 Feb 2020	Management Fee	Jan 20 Ongoing Service Fee	1,311.95		62,646.17
14 Feb 2020	Management Fee	Rebate of Jan 20 Ongoing Service Fee		76.44	62,722.61
14 Feb 2020	Management Fee	Rebate of Jan 20 GST on Ongoing Service Fee		7.65	62,730.26
18 Feb 2020	Withdrawal	Cash Withdrawal - Purchase: 3200@209.41 Beach Energy Limited (BPT)	6,725.87		56,004.39
18 Feb 2020	Distribution Effect	AAA.AXW Dividend Received		119.65	56,124.04
20 Feb 2020	Distribution Effect	MAQ0277AU.FND Distribution Received		112.16	56,236.20
26 Feb 2020	Deposit	Cash Deposit - Sale: 705@5010 Tactical Cash (AAA)		35,295.09	91,531.29
26 Feb 2020	Application	BFL0019AU.FND Application	33,830.00		57,701.29
28 Feb 2020	Distribution Effect	Cash Deposit - Macquarie CMA Interest Paid		23.09	57,724.38
03 Mar 2020	Deposit	Rebate of Adviser Commission		11.51	57,735.89
11 Mar 2020	Withdrawal	Cash Withdrawal - Purchase: 380@2478.0789 Flight Centre Travel Group (FLT)	9,441.45		48,294.44
11 Mar 2020	Withdrawal	Cash Withdrawal - Purchase: 1275@554.68 Pental Group (PDL)	7,096.92		41,197.52
11 Mar 2020	Withdrawal	Cash Withdrawal - Purchase: 330@2177.8909 Woodside Petroleum (WPL)	7,211.79		33,985.73
13 Mar 2020	Withdrawal	Cash Withdrawal - Purchase: 900@604.18 Origin Energy (ORG)	5,462.37		28,523.36
13 Mar 2020	Withdrawal	Cash Withdrawal - Purchase: 3250@232.58 Virgin Money Uk PLC (VUK)	7,583.60		20,939.76
13 Mar 2020	Withdrawal	Cash Withdrawal - Purchase: 5200@140.23 Beach Energy Limited (BPT)	7,316.71		13,623.05
13 Mar 2020	Management Fee	Rebate of Feb 20 GST on Ongoing Service Fee		7.15	13,630.20
13 Mar 2020	Management Fee	Rebate of Feb 20 Ongoing Service Fee		71.50	13,701.70
13 Mar 2020	Management Fee	Feb 20 GST on Ongoing Service Fee	115.55		13,586.15
13 Mar 2020	Management Fee	Feb 20 Ongoing Service Fee	1,155.53		12,430.62
17 Mar 2020	Distribution Effect	LLC.ASX Dividend Received		738.00	13,168.62
17 Mar 2020	Distribution Effect	AAA.AXW Dividend Received		75.23	13,243.85
18 Mar 2020	Distribution Effect	TAH.ASX Dividend Received		786.50	14,030.35
20 Mar 2020	Distribution Effect	WPL.ASX Dividend Received		673.37	14,703.72
24 Mar 2020	Deposit	Cash Deposit - Sale: 2725@1070.2899 Fortescue Metals Group (FMG)		29,140.65	43,844.37
24 Mar 2020	Withdrawal	Cash Withdrawal - Purchase: 420@1768.1905 James Hardie Industries (JHX)	7,451.15		36,393.22
24 Mar 2020	Withdrawal	Cash Withdrawal - Purchase: 890@1077.3101 Lendlease (LLC)	9,612.81		26,780.41
24 Mar 2020	Withdrawal	Cash Withdrawal - Purchase: 45@8597.3556 Macquarie Group (MQG)	3,893.56		22,886.85
24 Mar 2020	Withdrawal	Cash Withdrawal - Purchase: 1630@958.9301 Treasury Wine Estates Limited (TWE)	15,655.31		7,231.54
24 Mar 2020	Distribution Effect	BHP.ASX Dividend Received		695.83	7,927.37

CASH TRANSACTION STATEMENT

Account Code: 6094496



Date	Activity	Description	Debit \$	Credit \$	Balance \$
25 Mar 2020	Application	MAQ0277AU.FND Redemption		5,005.76	12,933.13
27 Mar 2020	Withdrawal	Cash Withdrawal - Purchase: 4200@112.69 AMP (AMP)	4,757.73		8,175.40
27 Mar 2020	Distribution Effect	ORG.ASX Dividend Received		633.75	8,809.15
27 Mar 2020	Distribution Effect	TLS.ASX Dividend Received		636.00	9,445.15
31 Mar 2020	Distribution Effect	BPT.ASX Dividend Received		144.00	9,589.15
31 Mar 2020	Distribution Effect	WES.ASX Dividend Received		480.00	10,069.15
31 Mar 2020	Distribution Effect	Cash Deposit - Macquarie CMA Interest Paid		7.47	10,076.62
02 Apr 2020	Deposit	Rebate of Adviser Commission		6.00	10,082.62
06 Apr 2020	Deposit	Cash Deposit - Sale: 580@5007 Tactical Cash (AAA)		29,015.85	39,098.47
06 Apr 2020	Distribution Effect	FMG.ASX Dividend Received		2,071.00	41,169.47
07 Apr 2020	Deposit	Cash Deposit - Sale: 780@4995.4795 Vanguard Ftse Europe ETF (VEQ)		38,938.13	80,107.60
07 Apr 2020	Withdrawal	Cash Withdrawal - Purchase: 110@31054.4091 iShares S&P500 AUD Hedged (IHVV)	34,184.88		45,922.72
09 Apr 2020	Withdrawal	Cash Withdrawal - Purchase: 850@996.06 Flight Centre Travel Group Limited (FLT)	8,491.26		37,431.46
09 Apr 2020	Distribution Effect	BXB.ASX Dividend Received		331.16	37,762.62
15 Apr 2020	Management Fee	Rebate of Mar 20 GST on Ongoing Service Fee		6.96	37,769.58
15 Apr 2020	Distribution Effect	MAQ0277AU.FND Distribution Received		67.30	37,836.88
15 Apr 2020	Management Fee	Rebate of Mar 20 Ongoing Service Fee		69.54	37,906.42
15 Apr 2020	Management Fee	Mar 20 GST on Ongoing Service Fee	103.58		37,802.84
15 Apr 2020	Management Fee	Mar 20 Ongoing Service Fee	1,035.81		36,767.03
16 Apr 2020	Deposit	Cash Deposit - Sale: 725@762.6897 TPG Telecom (TPM)		5,504.75	42,271.78
16 Apr 2020	Distribution Effect	RIO.ASX Dividend Received		769.43	43,041.21
17 Apr 2020	Deposit	Cash Deposit - Sale: 300@5008 Tactical Cash (AAA)		14,999.25	58,040.46
20 Apr 2020	Withdrawal	Cash Withdrawal - Purchase: 4300@150.01 Virgin Money UK PLC (VUK)	6,475.18		51,565.28
20 Apr 2020	Distribution Effect	AAA.AXW Dividend Received		65.90	51,631.18
20 Apr 2020	Distribution Effect	VEQ.AXW Dividend Received		397.62	52,028.80
21 Apr 2020	Withdrawal	Herron Accountants Inv	2,915.00		49,113.80
23 Apr 2020	Application	MAQ0640AU.FND Redemption		28,479.67	77,593.47
27 Apr 2020	Deposit	ATO ATO009000011965451		7,009.10	84,602.57
27 Apr 2020	Application	BFL0019AU.FND Application	9,380.00		75,222.57
27 Apr 2020	Application	UBS8018AU.FND Application	24,200.00		51,022.57
28 Apr 2020	Application	FLT.ASX Share Purchase Plan Application	6,624.00		44,398.57
30 Apr 2020	Application	BFL0019AU.FND Application - Returned		1,970.00	46,368.57
30 Apr 2020	Distribution Effect	Cash Deposit - Macquarie CMA Interest Paid		1.79	46,370.36
01 May 2020	Distribution Effect	IOF0145AU.FND Distribution Received		52.23	46,422.59
01 May 2020	Distribution Effect	MAQ0277AU.FND Distribution Received		19.90	46,442.49
04 May 2020	Deposit	Cash Deposit - Sale: 20@36059.75 iShares S&P500 AUD Hedged (IHVV)		7,187.20	53,629.69
04 May 2020	Withdrawal	Cash Withdrawal - Purchase: 200@2549.05 Aristocrat Leisure (ALL)	5,122.85		48,506.84
04 May 2020	Withdrawal	Cash Withdrawal - Purchase: 670@1014.8403 Treasury Wine Estates Limited (TWE)	6,824.18		41,682.66
04 May 2020	Deposit	Rebate of Adviser Commission		8.97	41,691.63
07 May 2020	Distribution Effect	BFL0019AU.FND Distribution Received		59.83	41,751.46

CASH TRANSACTION STATEMENT

Account Code: 6094496



Date	Activity	Description	Debit \$	Credit \$	Balance \$
15 May 2020	Management Fee	Rebate of Apr 20 GST on Ongoing Service Fee		7.40	41,758.86
15 May 2020	Management Fee	Rebate of Apr 20 Ongoing Service Fee		73.98	41,832.84
15 May 2020	Management Fee	Apr 20 GST on Ongoing Service Fee	108.86		41,723.98
15 May 2020	Management Fee	Apr 20 Ongoing Service Fee	1,088.53		40,635.45
18 May 2020	Deposit	Cash Deposit - Sale: 2325@717.2301 TPG Telecom (TPM)		16,650.85	57,286.30
18 May 2020	Withdrawal	Cash Withdrawal - Purchase: 3400@551.54 Sydney Airport (SYD)	18,777.11		38,509.19
18 May 2020	Withdrawal	Cash Withdrawal - Purchase: 3950@131.8901 Virgin Money Uk PLC (VUK)	5,234.41		33,274.78
18 May 2020	Distribution Effect	AAA.AXW Dividend Received		22.33	33,297.11
19 May 2020	Distribution Effect	TPM.ASX Dividend Received		91.50	33,388.61
22 May 2020	Deposit	Cash Deposit - Sale: 740@5008.0905 Tactical Cash (AAA)		37,033.89	70,422.50
22 May 2020	Application	LLC.ASX Share Purchase Plan Application	20,000.00		50,422.50
25 May 2020	Deposit	Cash Deposit - Sale: 1850@320.84 TABCORP Holdings (TAH)		5,910.79	56,333.29
25 May 2020	Distribution Effect	MAQ0277AU.FND Distribution Received		39.80	56,373.09
27 May 2020	Application	IOF0145AU.FND Application	10,360.00		46,013.09
29 May 2020	Distribution Effect	Cash Deposit - Macquarie CMA Interest Paid		1.89	46,014.98
01 Jun 2020	Deposit	Cash Deposit - Sale: 800@1361.68 Flight Centre Travel Group Limited (FLT)		10,868.69	56,883.67
01 Jun 2020	Deposit	Cash Deposit - Sale: 290@2685.131 James Hardie Industries (JHX)		7,762.13	64,645.80
02 Jun 2020	Deposit	Rebate of Adviser Commission		9.23	64,655.03
03 Jun 2020	Deposit	Transfer - CMH 965265994		25,000.00	89,655.03
15 Jun 2020	Management Fee	Rebate of May 20 GST on Ongoing Service Fee		7.65	89,662.68
15 Jun 2020	Management Fee	Rebate of May 20 Ongoing Service Fee		76.44	89,739.12
15 Jun 2020	Management Fee	May 20 GST on Ongoing Service Fee	115.51		89,623.61
15 Jun 2020	Management Fee	May 20 Ongoing Service Fee	1,155.06		88,468.55
17 Jun 2020	Deposit	Cash Deposit - Sale: 5125@565.6 Origin Energy (ORG)		28,962.25	117,430.80
17 Jun 2020	Deposit	Cash Deposit - Sale: 810@2110.7704 Woodside Petroleum (WPL)		17,072.49	134,503.29
17 Jun 2020	Withdrawal	Cash Withdrawal - Purchase: 12185@371.56 Betashares Global Energy Companies ETF (FUEL)	45,303.28		89,200.01
23 Jun 2020	Deposit	SuperChoice P/L PC170620-059814761		387.66	89,587.67
23 Jun 2020	Distribution Effect	MAQ0277AU.FND Distribution Received		79.61	89,667.28
30 Jun 2020	Distribution Effect	Cash Deposit - Macquarie CMA Interest Paid		3.54	89,670.82
30 Jun 2020	Application	BFL0019AU.FND Application	13,940.00		75,730.82
30 Jun 2020	Application	MAQ0277AU.FND Application	15,680.00		60,050.82
30 Jun 2020		Closing Balance	634,325.28	645,049.49	60,050.82
Total			843,810.79	881,546.24	97,312.70

*If you traded on ANN, BPT, TAH and/or VEQ throughout the financial year, you may have incurred an external brokerage fee charged to the Macquarie Cash Management Account. For CGT reporting purposes, the cash transaction has been adjusted by removing it from the ELSTON CASH TRANSACTION STATEMENT and is instead reflected in the brokerage fee component of the corresponding capital trade shown in the ELSTON CAPITAL TRANSACTIONS REPORT. The purpose of this is to take the fee into consideration in the CGT position.

TBI Investments Superannuation Fund Distribution Reconciliation Report

For The Period 01 July 2019 - 30 June 2020

Date	Payment Received	Non Primary Production Income (A) * ₁				Distributed Capital Gains (B) * ₂					Foreign Income * ₃		Non-Assessable			Taxable Income
		Franked	Unfranked	Interest/ Other	Franking Credits	Discounted (After Discount)	Rate * ₅	CGT Concession	Indexed	Other	Foreign Income	Foreign Credits	Tax Exempt	Tax Free	Tax Deferred / AMIT * ₆	
Managed Investments (Australian)																
BFL0019AU 4 Dimensions Gbl Infrastructure																
30/06/2020	481.84	0.01		11.50	0.01	81.92	S	40.96		0.08	309.21	50.92			38.16	453.65
	481.84	0.01		11.50	0.01	81.92		40.96		0.08	309.21	50.92			38.16	453.65
	<i>Net Cash Distribution: 481.84</i>															
	481.84	0.01		11.50	0.01	81.92		40.96		0.08	309.21	50.92			38.16	453.65
Units in Listed Unit Trusts (Australian)																
AAA.AX Betashares Australian High Interest Cash Etf																
30/06/2020	994.94			982.42			S								12.52	982.42
	994.94			982.42											12.52	982.42
	<i>Net Cash Distribution: 994.94</i>															
FUEL.AX Betashares Global Energy Companies Etf - Currency Hedged																
30/06/2020	758.94						S				758.94	88.54			0.00	847.48
	758.94										758.94	88.54			0.00	847.48
	<i>Net Cash Distribution: 758.94</i>															
IHVV.AX Ishares S&p 500 Aud Hedged Etf																
30/06/2020	1,558.77			0.04		810.13	S	405.07			343.53	163.30			0.00	1,317.00
	1,558.77			0.04		810.13		405.07			343.53	163.30			0.00	1,317.00
	<i>Net Cash Distribution: 1,558.77</i>															

TBI Investments Superannuation Fund Distribution Reconciliation Report

For The Period 01 July 2019 - 30 June 2020

Date	Payment Received	Non Primary Production Income (A) * ₁				Distributed Capital Gains (B) * ₂					Foreign Income * ₃		Non-Assessable			Taxable Income
		Franked	Unfranked	Interest/ Other	Franking Credits	Discounted (After Discount)	Rate * ₅	CGT Concession	Indexed	Other	Foreign Income	Foreign Credits	Tax Exempt	Tax Free	Tax Deferred / AMIT * ₆	
IOF0145AU Janus Henderson Tactical Income Fund																
30/06/2020	✓ 1,100.33	12.51	1.92	743.31	8.62	114.92	S	57.46			170.21			0.00	1,051.49	
	1,100.33	12.51	1.92	743.31	8.62	114.92		57.46			170.21			0.00	1,051.49	
	<i>Net Cash Distribution:</i>		1,100.33													
LLC.AX Lend Lease Corporation Limited																
30/06/2020	✓ 1,117.40		804.64	96.47		164.84	S	82.42			25.23	3.74		(56.20)	1,094.92	
	1,117.40		804.64	96.47		164.84		82.42			25.23	3.74		(56.20)	1,094.92	
	<i>Net Cash Distribution:</i>		1,117.40													
MAQ0277AU Macquarie Income Opportunities Fund																
30/06/2020	✓ 1,818.37			1,138.00		58.83	S	29.43	0.31		590.89			0.91	1,788.03	
	1,818.37			1,138.00		58.83		29.43	0.31		590.89			0.91	1,788.03	
	<i>Net Cash Distribution:</i>		1,818.37													
MAQ0640AU Macquarie Asia New Stars Fund																
30/06/2020	✓ 802.92			241.93			S				560.99	157.35		0.00	960.27	
	802.92			241.93							560.99	157.35		0.00	960.27	
	<i>Net Cash Distribution:</i>		802.92													
	8,151.67	12.51	806.56	3,202.17	8.62	1,148.72		574.38	0.31		2,449.79	412.93		(42.77)	8,041.61	

Units in Listed Unit Trusts (Overseas)

VEQ.AX Vanguard Ftse Europe Shares Etf

TBI Investments Superannuation Fund Distribution Reconciliation Report

For The Period 01 July 2019 - 30 June 2020

Date	Payment Received	Non Primary Production Income (A) * ₁			Distributed Capital Gains (B) * ₂				Foreign Income * ₃		Non-Assessable			Taxable Income		
		Franked	Unfranked	Interest/ Other	Franking Credits	Discounted (After Discount)	Rate * ₅	CGT Concession	Indexed	Other	Foreign Income	Foreign Credits	Tax Exempt		Tax Free	Tax Deferred / AMIT * ₆
30/06/2020	1,673.29			0.97		242.79	S	121.39		13.53	1,308.14	268.73			(13.53)	1,834.16
	1,673.29			0.97		242.79		121.39		13.53	1,308.14	268.73			(13.53)	1,834.16
<i>Net Cash Distribution:</i>																
	1,673.29			0.97		242.79		121.39		13.53	1,308.14	268.73			(13.53)	1,834.16
TOTAL	10,306.80	12.52	806.56	3,214.64	8.63	1,473.43		736.73		13.92	4,067.14	732.58			(18.14)	10,329.42

Total Distributed Gains

Discount Rate	Discounted	Gross
Superfund 1/3	1,473.43	2,224.06
Individual 50%(I)	0.00	0.00
Total	1,473.43	2,224.06

*₁ Summary of Non Primary Production Income (A)

Tax Label	Franked	Unfranked	Interest/Other	Less Other Deduction	Income Before Credits * ₇	Franking Credits	Total Including Credits
11M Gross trust distributions	12.52	806.56	3,214.64		4,033.72	8.63	4,042.35

*₂ Forms part of the Net Capital Gains calculation for Tax Label 11A.

*₃ Forms part of the Foreign Credits calculation for Tax Label 11D, D1, 13C1.

*₄ Taxable Income is designed to match Tax Statement provided by Fund Manager.

Taxable Income in the SMSF Annual Return will be different due to application of Capital Losses in Net Capital Gain calculation and application of different discount method.

*₅ This is the discount rate selected for the transaction. "S" being Super Funds at 1/3 and "I" being Individual at 50%.

*₆ AMIT cost base net increase is reflected as negative amount i.e. negative tax deferred and AMIT cost base net decrease is reflected as positive amount i.e. positive tax deferred.

*₇ Sum of Income Before Credits reconciles with Taxable Trust Distributions in Statement of Taxable Income.

^ Variance between Payment Received and Net Cash Distribution.

TRUST DISTRIBUTIONS STATEMENT

From 1 July 2019 Through 30 June 2020



AMMA STATEMENT

AAA - BETASHARESCASHETF EXCHANGE TRADED FUND UNITS FULLY PAID

Part A: Summary of Tax Return Items

Components	Amount
Non-Primary Production Income	982.42
Franked Distribution from Trust	0.00
Franking Credits	0.00
Credit for TFN Amounts Withheld	0.00
Total Current Year Capital Gains	0.00
Net Capital Gain	0.00
Assessable Foreign Source Income	0.00
Other Net Foreign Source Income	0.00
Foreign Income Tax Offset	0.00

Part B: Capital Gains Tax Information

Additional Information	Amount
Capital Gains - Discount Method	0.00
Capital Gains - Indexation Method	0.00
Capital Gains - Other Method	0.00
Total Current Year Capital Gains	0.00

Part C: Distribution Components

Australian Income	Cash Distribution	Tax Paid / Offsets	Attribution Amount
Dividends - Unfranked Amount	0.00		0.00
Interest	982.42		982.42
Other Income	0.00		0.00
Non Primary Production Income	982.42		982.42
Franked Distribution			
Dividends - Franked Amount	0.00	0.00	0.00
Capital Gains			
Discounted Capital Gain	0.00		0.00
Capital Gains - Indexation Method	0.00		0.00
Capital Gains - Other Method	0.00		0.00
Net Capital Gain	0.00		0.00
AMIT CGT Gross Up Amount			0.00
Other Capital Gains Distribution	0.00		
Total Current Year Capital Gains	0.00		0.00
Foreign Income			
Assessable Foreign Source Income	0.00	0.00	0.00
Other Non-Assessable Amounts			
Net Exempted Amounts	0.00		
Non-assessable Non-exempt Amount	0.00		
Other Non-attributable amounts	12.52		
Gross Cash Distributions/Tax Attribution	994.94		982.42
AMIT Cost Base Adjustment			
AMIT Cost Base Net Amount - Excess (Reduce cost base)			12.52
AMIT Cost Base Net Amount - Shortfall (Increase cost base)			0.00
Other Deductions from Distribution			
Less TFN Amounts Withheld	0.00		
Less Other Expenses	0.00		
Net Cash Distribution	994.94		



TRUST DISTRIBUTIONS STATEMENT

Account Code: 6094496



FUEL - BETA GLOBAL ENERGY EXCHANGE TRADED FUND UNITS FULLY PAID

Part A: Summary of Tax Return Items

Components	Amount
Non-Primary Production Income	0.00
Franked Distribution from Trust	0.00
Franking Credits	0.00
Credit for TFN Amounts Withheld	0.00
Total Current Year Capital Gains	0.00
Net Capital Gain	0.00
Assessable Foreign Source Income	847.48
Other Net Foreign Source Income	847.48
Foreign Income Tax Offset	88.54

Part B: Capital Gains Tax Information

Additional Information	Amount
Capital Gains - Discount Method	0.00
Capital Gains - Indexation Method	0.00
Capital Gains - Other Method	0.00
Total Current Year Capital Gains	0.00

Part C: Distribution Components

Australian Income	Cash Distribution	Tax Paid / Offsets	Attribution Amount
Dividends - Unfranked Amount	0.00		0.00
Interest	0.00		0.00
Other Income	0.00		0.00
Non Primary Production Income	0.00		0.00
Franked Distribution			
Dividends - Franked Amount	0.00	0.00	0.00
Capital Gains			
Discounted Capital Gain	0.00		0.00
Capital Gains - Indexation Method	0.00		0.00
Capital Gains - Other Method	0.00		0.00
Net Capital Gain	0.00		0.00
AMIT CGT Gross Up Amount			0.00
Other Capital Gains Distribution	0.00		
Total Current Year Capital Gains	0.00		0.00
Foreign Income			
Assessable Foreign Source Income	758.94	88.54	847.48
Other Non-Assessable Amounts			
Net Exempted Amounts	0.00		
Non-assessable Non-exempt Amount	0.00		
Other Non-attributable amounts	0.00		
Gross Cash Distributions/Tax Attribution	758.94		847.48
AMIT Cost Base Adjustment			
AMIT Cost Base Net Amount - Excess (Reduce cost base)			0.00
AMIT Cost Base Net Amount - Shortfall (Increase cost base)			0.00
Other Deductions from Distribution			
Less TFN Amounts Withheld	0.00		
Less Other Expenses	0.00		
Net Cash Distribution	758.94		



TRUST DISTRIBUTIONS STATEMENT

Account Code: 6094496



IHVV - ISHS S&P500AUDHEDGED EXCHANGE TRADED FUND UNITS FULLY PAID

Part A: Summary of Tax Return Items

Components	Amount
Non-Primary Production Income	0.04
Franked Distribution from Trust	0.00
Franking Credits	0.00
Credit for TFN Amounts Withheld	0.00
Total Current Year Capital Gains	1,215.20
Net Capital Gain	607.60
Assessable Foreign Source Income	506.83
Other Net Foreign Source Income	506.83
Foreign Income Tax Offset	163.30

Part B: Capital Gains Tax Information

Additional Information	Amount
Capital Gains - Discount Method	1,215.20
Capital Gains - Indexation Method	0.00
Capital Gains - Other Method	0.00
Total Current Year Capital Gains	1,215.20

Part C: Distribution Components

Australian Income	Cash Distribution	Tax Paid / Offsets	Attribution Amount
Dividends - Unfranked Amount	0.00		0.00
Interest	0.04		0.04
Other Income	0.00		0.00
Non Primary Production Income	0.04		0.04
Franked Distribution			
Dividends - Franked Amount	0.00	0.00	0.00
Capital Gains			
Discounted Capital Gain	607.60		607.60
Capital Gains - Indexation Method	0.00		0.00
Capital Gains - Other Method	0.00		0.00
Net Capital Gain	607.60		607.60
AMIT CGT Gross Up Amount			607.60
Other Capital Gains Distribution	607.60		
Total Current Year Capital Gains	1,215.20		1,215.20
Foreign Income			
Assessable Foreign Source Income	343.53	163.30	506.83
Other Non-Assessable Amounts			
Net Exempted Amounts	0.00		
Non-assessable Non-exempt Amount	0.00		
Other Non-attributable amounts	0.00		
Gross Cash Distributions/Tax Attribution	1,558.77		1,722.07
AMIT Cost Base Adjustment			
AMIT Cost Base Net Amount - Excess (Reduce cost base)			0.00
AMIT Cost Base Net Amount - Shortfall (Increase cost base)			0.00
Other Deductions from Distribution			
Less TFN Amounts Withheld	0.00		
Less Other Expenses	0.00		
Net Cash Distribution	1,558.77		



TRUST DISTRIBUTIONS STATEMENT

Account Code: 6094496



IOF0145AU - JANUS HENDERSON TACTICAL INCOME FUND

Part A: Summary of Tax Return Items

Components	Amount
Non-Primary Production Income	745.23
Franked Distribution from Trust	21.13
Franking Credits	8.62
Credit for TFN Amounts Withheld	0.00
Total Current Year Capital Gains	172.38
Net Capital Gain	86.19
Assessable Foreign Source Income	170.21
Other Net Foreign Source Income	170.21
Foreign Income Tax Offset	0.00

Part B: Capital Gains Tax Information

Additional Information	Amount
Capital Gains - Discount Method	172.38
Capital Gains - Indexation Method	0.00
Capital Gains - Other Method	0.00
Total Current Year Capital Gains	172.38

Part C: Distribution Components

Australian Income	Cash Distribution	Tax Paid / Offsets	Attribution Amount
Dividends - Unfranked Amount	1.92		1.92
Interest	463.73		463.73
Other Income	279.58		279.58
Non Primary Production Income	745.23		745.23
Franked Distribution			
Dividends - Franked Amount	12.51	8.62	21.13
Capital Gains			
Discounted Capital Gain	86.19		86.19
Capital Gains - Indexation Method	0.00		0.00
Capital Gains - Other Method	0.00		0.00
Net Capital Gain	86.19		86.19
AMIT CGT Gross Up Amount			86.19
Other Capital Gains Distribution	86.19		
Total Current Year Capital Gains	172.38		172.38
Foreign Income			
Assessable Foreign Source Income	170.21	0.00	170.21
Other Non-Assessable Amounts			
Net Exempted Amounts	0.00		
Non-assessable Non-exempt Amount	0.00		
Other Non-attributable amounts	0.00		
Gross Cash Distributions/Tax Attribution	1,100.33		1,108.95
AMIT Cost Base Adjustment			
AMIT Cost Base Net Amount - Excess (Reduce cost base)			0.00
AMIT Cost Base Net Amount - Shortfall (Increase cost base)			0.00
Other Deductions from Distribution			
Less TFN Amounts Withheld	0.00		
Less Other Expenses	0.00		
Net Cash Distribution	1,100.33		



TRUST DISTRIBUTIONS STATEMENT

Account Code: 6094496



LLC - LENDLEASE GROUP FULLY PAID ORDINARY/UNITS STAPLED SECURITIES

Part A: Summary of Tax Return Items

Components	Amount
Non-Primary Production Income	901.11
Franked Distribution from Trust	0.00
Franking Credits	0.00
Credit for TFN Amounts Withheld	0.00
Total Current Year Capital Gains	247.26
Net Capital Gain	123.63
Assessable Foreign Source Income	25.23
Other Net Foreign Source Income	25.23
Foreign Income Tax Offset	3.74

Part B: Capital Gains Tax Information

Additional Information	Amount
Capital Gains - Discount Method	247.26
Capital Gains - Indexation Method	0.00
Capital Gains - Other Method	0.00
Total Current Year Capital Gains	247.26

Part C: Distribution Components

Australian Income	Cash Distribution	Tax Paid / Offsets	Attribution Amount
Dividends - Unfranked Amount	804.64		804.64
Interest	0.00		0.00
Other Income	96.47		96.47
Non Primary Production Income	901.11		901.11
Franked Distribution			
Dividends - Franked Amount	0.00	0.00	0.00
Capital Gains			
Discounted Capital Gain	123.63		123.63
Capital Gains - Indexation Method	0.00		0.00
Capital Gains - Other Method	0.00		0.00
Net Capital Gain	123.63		123.63
AMIT CGT Gross Up Amount			123.63
Other Capital Gains Distribution	0.00		
Total Current Year Capital Gains	123.63		247.26
Foreign Income			
Assessable Foreign Source Income	25.23	3.74	25.23
Other Non-Assessable Amounts			
Net Exempted Amounts	0.00		
Non-assessable Non-exempt Amount	0.00		
Other Non-attributable amounts	67.43		
Gross Cash Distributions/Tax Attribution	1,117.40		1,173.60
AMIT Cost Base Adjustment			
AMIT Cost Base Net Amount - Excess (Reduce cost base)			0.00
AMIT Cost Base Net Amount - Shortfall (Increase cost base)			52.46
Other Deductions from Distribution			
Less TFN Amounts Withheld	0.00		
Less Other Expenses	0.00		
Net Cash Distribution	1,117.40		



TRUST DISTRIBUTIONS STATEMENT

Account Code: 6094496



MAQ0277AU - MACQUARIE INCOME OPPORTUNITIES FUND

Part A: Summary of Tax Return Items

Components	Amount
Non-Primary Production Income	1,138.00
Franked Distribution from Trust	0.00
Franking Credits	0.00
Credit for TFN Amounts Withheld	0.00
Total Current Year Capital Gains	88.55
Net Capital Gain	44.43
Assessable Foreign Source Income	590.89
Other Net Foreign Source Income	590.89
Foreign Income Tax Offset	0.00

Part B: Capital Gains Tax Information

Additional Information	Amount
Capital Gains - Discount Method	88.24
Capital Gains - Indexation Method	0.00
Capital Gains - Other Method	0.31
Total Current Year Capital Gains	88.55

Part C: Distribution Components

Australian Income	Cash Distribution	Tax Paid / Offsets	Attribution Amount
Dividends - Unfranked Amount	0.00		0.00
Interest	686.72		686.72
Other Income	451.28		451.28
Non Primary Production Income	1,138.00		1,138.00
Franked Distribution			
Dividends - Franked Amount	0.00	0.00	0.00
Capital Gains			
Discounted Capital Gain	44.12		44.12
Capital Gains - Indexation Method	0.00		0.00
Capital Gains - Other Method	0.31		0.31
Net Capital Gain	44.43		44.43
AMIT CGT Gross Up Amount			44.12
Other Capital Gains Distribution	44.14		
Total Current Year Capital Gains	88.57		88.55
Foreign Income			
Assessable Foreign Source Income	590.89	0.00	590.89
Other Non-Assessable Amounts			
Net Exempted Amounts	0.00		
Non-assessable Non-exempt Amount	0.00		
Other Non-attributable amounts	0.91		
Gross Cash Distributions/Tax Attribution	1,818.37		1,817.44
AMIT Cost Base Adjustment			
AMIT Cost Base Net Amount - Excess (Reduce cost base)			0.93
AMIT Cost Base Net Amount - Shortfall (Increase cost base)			0.00
Other Deductions from Distribution			
Less TFN Amounts Withheld	0.00		
Less Other Expenses	0.00		
Net Cash Distribution	1,818.37		



TRUST DISTRIBUTIONS STATEMENT

Account Code: 6094496



MAQ0640AU - MACQUARIE ASIA NEW STARS NO1 FUND

Part A: Summary of Tax Return Items

Components	Amount
Non-Primary Production Income	241.93
Franked Distribution from Trust	0.00
Franking Credits	0.00
Credit for TFN Amounts Withheld	0.00
Total Current Year Capital Gains	0.00
Net Capital Gain	0.00
Assessable Foreign Source Income	718.34
Other Net Foreign Source Income	718.34
Foreign Income Tax Offset	157.35

Part B: Capital Gains Tax Information

Additional Information	Amount
Capital Gains - Discount Method	0.00
Capital Gains - Indexation Method	0.00
Capital Gains - Other Method	0.00
Total Current Year Capital Gains	0.00

Part C: Distribution Components

Australian Income	Cash Distribution	Tax Paid / Offsets	Attribution Amount
Dividends - Unfranked Amount	0.00		0.00
Interest	0.00		0.00
Other Income	241.93		241.93
Non Primary Production Income	241.93		241.93
Franked Distribution			
Dividends - Franked Amount	0.00	0.00	0.00
Capital Gains			
Discounted Capital Gain	0.00		0.00
Capital Gains - Indexation Method	0.00		0.00
Capital Gains - Other Method	0.00		0.00
Net Capital Gain	0.00		0.00
AMIT CGT Gross Up Amount			0.00
Other Capital Gains Distribution	0.00		
Total Current Year Capital Gains	0.00		0.00
Foreign Income			
Assessable Foreign Source Income	560.99	157.35	718.34
Other Non-Assessable Amounts			
Net Exempted Amounts	0.00		
Non-assessable Non-exempt Amount	0.00		
Other Non-attributable amounts	0.00		
Gross Cash Distributions/Tax Attribution	802.92		960.27
AMIT Cost Base Adjustment			
AMIT Cost Base Net Amount - Excess (Reduce cost base)			0.00
AMIT Cost Base Net Amount - Shortfall (Increase cost base)			0.00
Other Deductions from Distribution			
Less TFN Amounts Withheld	0.00		
Less Other Expenses	0.00		
Net Cash Distribution	802.92		



TRUST DISTRIBUTIONS STATEMENT

Account Code: 6094496



VEQ - VGD FTSE EUR SHARES EXCHANGE TRADED FUND UNITS FULLY PAID

Part A: Summary of Tax Return Items

Components	Amount
Non-Primary Production Income	0.98
Franked Distribution from Trust	0.00
Franking Credits	0.00
Credit for TFN Amounts Withheld	0.00
Total Current Year Capital Gains	365.42
Net Capital Gain	182.71
Assessable Foreign Source Income	1,589.15
Other Net Foreign Source Income	1,589.15
Foreign Income Tax Offset	268.73

Part B: Capital Gains Tax Information

Additional Information	Amount
Capital Gains - Discount Method	365.42
Capital Gains - Indexation Method	0.00
Capital Gains - Other Method	0.00
Total Current Year Capital Gains	365.42

Part C: Distribution Components

Australian Income	Cash Distribution	Tax Paid / Offsets	Attribution Amount
Dividends - Unfranked Amount	0.00		0.00
Interest	0.30		0.30
Other Income	0.67		0.68
Non Primary Production Income	0.97		0.98
Franked Distribution			
Dividends - Franked Amount	0.00	0.00	0.00
Capital Gains			
Discounted Capital Gain	182.09		182.71
Capital Gains - Indexation Method	0.00		0.00
Capital Gains - Other Method	0.00		0.00
Net Capital Gain	182.09		182.71
AMIT CGT Gross Up Amount			182.71
Other Capital Gains Distribution	182.09		
Total Current Year Capital Gains	364.18		365.42
Foreign Income			
Assessable Foreign Source Income	1,308.14	268.73	1,589.15
Other Non-Assessable Amounts			
Net Exempted Amounts	0.00		
Non-assessable Non-exempt Amount	0.00		
Other Non-attributable amounts	0.00		
Gross Cash Distributions/Tax Attribution	1,673.29		1,955.55
AMIT Cost Base Adjustment			
AMIT Cost Base Net Amount - Excess (Reduce cost base)			0.00
AMIT Cost Base Net Amount - Shortfall (Increase cost base)			13.53
Other Deductions from Distribution			
Less TFN Amounts Withheld	0.00		
Less Other Expenses	0.00		
Net Cash Distribution	1,673.29		



TRUST DISTRIBUTIONS STATEMENT

Account Code: 6094496



ANNUAL TAX STATEMENT

BFL0019AU - 4 DIMENSIONS GLOBAL INFRASTRUCTURE FUND

Part A: Summary of Tax Return Items

Components	Amount
Non-Primary Production Income	11.50
Franked Distribution from Trust	0.02
Franking Credits	0.01
Credit for TFN Amounts Withheld	0.00
Total Current Year Capital Gains	122.96
Net Capital Gain	61.52
Assessable Foreign Source Income	360.13
Other Net Foreign Source Income	360.13
Foreign Income Tax Offset	50.92

Part B: Capital Gains Tax Information

Additional Information	Amount
Capital Gains - Discount Method	122.88
Capital Gains - Indexation Method	0.00
Capital Gains - Other Method	0.08
Total Current Year Capital Gains	122.96

Part C: Distribution Components

Australian Income	Cash Distribution	Tax Paid / Offsets	Taxable Amount
Dividends - Unfranked Amount	0.00		0.00
Interest	0.37		0.37
Other Income	11.13		11.13
Non Primary Production Income	11.50		11.50
Franked Distribution			
Dividends - Franked Amount	0.01	0.01	0.02
Capital Gains			
Discounted Capital Gain	61.44		61.44
CGT Concession Amount	61.44		0.00
Capital Gains - Indexation Method	0.00		0.00
Capital Gains - Other Method	0.08		0.08
Distributed Capital Gains	122.96		
Net Capital Gain			61.52
Foreign Income			
Assessable Foreign Source Income	309.21	50.92	360.13
Other Non-Assessable Amounts			
Tax-Exempted Amounts	0.00		
Tax-Free Amounts	0.00		
Tax-Deferred Amounts	38.16		
Return of Capital	0.00		
Gross Cash Distributions	481.84		
Other Deductions from Distribution			
TFN Amounts Withheld	0.00		
Other Expenses	0.00		
Net Cash Distribution	481.84		



TBI Investments Superannuation Fund

Dividend Reconciliation Report

For The Period 01 July 2019 - 30 June 2020

Date	Net Payment Received	Australian Income			Foreign Income			Withheld		
		Unfranked	Franked	Franking Credits	Foreign Income	Foreign Credits	NZ Credits	TFN Withheld	Non-Resident	LIC Deduction
Shares in Listed Companies (Australian)										
ALL.AX Aristocrat Leisure Limited										
02/07/2019	292.60	0.00	292.60	125.40						
17/12/2019	384.20	0.00	384.20	164.66						
	676.80	0.00	676.80	290.06						
BHP.AX BHP Group Limited										
25/09/2019	795.92	0.00	795.92	341.11						
24/03/2020	695.83	0.00	695.83	298.21						
	1,491.75	0.00	1,491.75	639.32						
BPT.AX Beach Energy Limited										
31/03/2020	144.00	0.00	144.00	61.71						
	144.00	0.00	144.00	61.71						
BXB.AX Brambles Limited										
10/10/2019	294.35	206.05	88.30	37.84						
22/10/2019	345.10	345.10								
09/04/2020	331.16	231.81	99.35	42.58						
	970.61	782.96	187.65	80.42						

TBI Investments Superannuation Fund

Dividend Reconciliation Report

For The Period 01 July 2019 - 30 June 2020

Date	Net Payment Received	Australian Income			Foreign Income			Withheld		
		Unfranked	Franked	Franking Credits	Foreign Income	Foreign Credits	NZ Credits	TFN Withheld	Non-Resident	LIC Deduction
CTX.AX Caltex Australia Limited										
04/10/2019	390.40	0.00	390.40	167.31						
	390.40	0.00	390.40	167.31						
FLT.AX Flight Centre Travel Group Limited										
11/10/2019	735.00	0.00	735.00	315.00						
	735.00	0.00	735.00	315.00						
FMG.AX Fortescue Metals Group Ltd										
02/10/2019	1,008.00	0.00	1,008.00	432.00						
06/04/2020	2,071.00	0.00	2,071.00	887.57						
	3,079.00	0.00	3,079.00	1,319.57						
MQG.AX Macquarie Group Limited										
03/07/2019	1,188.00	653.40	534.60	229.11						
18/12/2019	712.50	427.50	285.00	122.14						
	1,900.50	1,080.90	819.60	351.25						
ORG.AX Origin Energy Ltd										
27/09/2019	783.75	0.00	783.75	335.89						
27/03/2020	633.75	0.00	633.75	271.61						

TBI Investments Superannuation Fund

Dividend Reconciliation Report

For The Period 01 July 2019 - 30 June 2020

Date	Net Payment Received	Australian Income			Foreign Income			Withheld		
		Unfranked	Franked	Franking Credits	Foreign Income	Foreign Credits	NZ Credits	TFN Withheld	Non-Resident	LIC Deduction
	1,417.50	0.00	1,417.50	607.50						
OSH.AX Oil Search Limited - DNR Capital										
24/09/2019	245.65	245.65								
	245.65	245.65								
PDL.AX Pandal Group Limited										
19/12/2019	1,125.00	1,012.50	112.50	48.21						
	1,125.00	1,012.50	112.50	48.21						
RIO.AX Rio Tinto Limited										
19/09/2019	538.27	0.00	538.27	230.69						
16/04/2020	769.43	0.00	769.43	329.76						
	1,307.70	0.00	1,307.70	560.45						
RWC.AX Reliance Worldwide Corp Ltd										
11/10/2019	492.50	0.00	492.50	211.07						
	492.50	0.00	492.50	211.07						
SEK.AX Seek Limited - DNR Capital										
03/10/2019	426.80	0.00	426.80	182.91						
	426.80	0.00	426.80	182.91						

TBI Investments Superannuation Fund

Dividend Reconciliation Report

For The Period 01 July 2019 - 30 June 2020

Date	Net Payment Received	Australian Income			Foreign Income			Withheld		
		Unfranked	Franked	Franking Credits	Foreign Income	Foreign Credits	NZ Credits	TFN Withheld	Non-Resident	LIC Deduction
TAH.AX Tabcorp Holdings Limited										
20/09/2019	786.50	0.00	786.50	337.07						
18/03/2020	786.50	0.00	786.50	337.07						
	1,573.00	0.00	1,573.00	674.14						
TLS.AX Telstra Corporation Limited.										
26/09/2019	636.00	0.00	636.00	272.57						
27/03/2020	636.00	0.00	636.00	272.57						
	1,272.00	0.00	1,272.00	545.14						
TPM.AX Tpg Telecom Limited										
19/11/2019	61.00	0.00	61.00	26.14						
19/05/2020	91.50	0.00	91.50	39.21						
	152.50	0.00	152.50	65.35						
WES.AX Wesfarmers Limited										
09/10/2019	499.20	0.00	499.20	213.94						
31/03/2020	480.00	0.00	480.00	205.71						
	979.20	0.00	979.20	419.65						
WPL.AX Woodside Petroleum Ltd										

TBI Investments Superannuation Fund
Dividend Reconciliation Report

For The Period 01 July 2019 - 30 June 2020

Date	Net Payment Received	Australian Income			Foreign Income			Withheld		
		Unfranked	Franked	Franking Credits	Foreign Income	Foreign Credits	NZ Credits	TFN Withheld	Non-Resident	LIC Deduction
20/09/2019	346.05	0.00	346.05	148.31						
20/03/2020	673.37	0.00	673.37	288.59						
	1,019.42	0.00	1,019.42	436.90						
	19,399.33	3,122.01	16,277.32	6,975.96						





Shares in Listed Companies (Overseas)

JHX.AX James Hardie Industries

02/08/2019	510.01				637.51				127.50	
20/12/2019	130.38				162.98				32.60	
	640.39				800.49				160.10	
	640.39				800.49				160.10	

TBI Investments Superannuation Fund
Dividend Reconciliation Report

For The Period 01 July 2019 - 30 June 2020

Date	Net Payment Received	Australian Income			Foreign Income			Withheld		
		Unfranked	Franked	Franking Credits	Foreign Income	Foreign Credits	NZ Credits	TFN Withheld	Non-Resident	LIC Deduction
TOTAL	20,039.72	3,122.01	16,277.32	6,975.96	800.49				160.10	
										

Tax Return Reconciliation

	Totals	Tax Return Label
Unfranked	3,122.01	J
Franked Dividends	16,277.32	K
Franking Credits	6,975.96	L

INCOME

From 1 July 2019 Through 30 June 2020

Account Name: TBI GROUP PTY LTD
<TBI INVESTMENTS SUPERANNUATION FUND>



Trade Date	Settle Date	Gross Franked Dividends \$	Unfranked Dividends \$	Interest \$	Gross Foreign Income \$	Other Income \$	Trust Capital Gains \$	Non-assessable \$	Cash \$	Imputation Credit \$	Australian Taxes \$	Foreign Taxes \$
DIVIDENDS												
ALD - Ampol Limited												
09-Sep-19	04-Oct-19	557.71							390.40	167.31		
Total for ALD		557.71							390.40	167.31		
ALL - Aristocrat Leisure												
29-May-19	02-Jul-19	418.00							292.60	125.40		
28-Nov-19	17-Dec-19	548.86							384.20	164.66		
Total for ALL		966.86							676.80	290.06		
BHP - BHP Group Limited												
05-Sep-19	25-Sep-19	1,137.03							795.92	341.11		
05-Mar-20	24-Mar-20	994.04							695.83	298.21		
Total for BHP		2,131.07							1,491.75	639.32		
BPT - Beach Energy Limited												
27-Feb-20	31-Mar-20	205.71							144.00	61.71		
Total for BPT		205.71							144.00	61.71		
BXB - Brambles Limited												
11-Sep-19	10-Oct-19	126.15	206.05						294.35	37.85		
14-Oct-19	22-Oct-19							243.60	243.60			
14-Oct-19	22-Oct-19		345.10						345.10			
11-Mar-20	09-Apr-20	141.92	231.81						331.16	42.57		
Total for BXB		268.07	782.96					243.60	1,214.21	80.42		
FLT - Flight Centre Travel												
12-Sep-19	11-Oct-19	1,050.00							735.00	315.00		
Total for FLT		1,050.00							735.00	315.00		
FMG - Fortescue Metals Group												
02-Sep-19	02-Oct-19	1,440.00							1,008.00	432.00		
02-Mar-20	06-Apr-20	2,958.57							2,071.00	887.57		
Total for FMG		4,398.57							3,079.00	1,319.57		

INCOME

Account Code: 6094496



Trade Date	Settle Date	Gross Franked Dividends \$	Unfranked Dividends \$	Interest \$	Gross Foreign Income \$	Other Income \$	Trust Capital Gains \$	Non-assessable \$	Cash \$	Imputation Credit \$	Australian Taxes \$	Foreign Taxes \$
JHX - James Hardie Indust												
05-Jun-19	02-Aug-19				637.51				510.01			127.50
15-Nov-19	20-Dec-19				162.98				130.38			32.60
Total for JHX					800.49				640.39			160.10
MQG - Macquarie Group Ltd												
13-May-19	03-Jul-19	763.71	653.40						1,188.00	229.11		
11-Nov-19	18-Dec-19	407.14	427.50						712.50	122.14		
Total for MQG		1,170.85	1,080.90						1,900.50	351.25		
ORG - Origin Energy												
02-Sep-19	27-Sep-19	1,119.64							783.75	335.89		
02-Mar-20	27-Mar-20	905.36							633.75	271.61		
Total for ORG		2,025.00							1,417.50	607.50		
OSH - Oil Search Ltd												
03-Sep-19	24-Sep-19		245.65						245.65			
Total for OSH			245.65						245.65			
PDL - Pandal Group Ltd												
05-Dec-19	19-Dec-19	160.71	1,012.50						1,125.00	48.21		
Total for PDL		160.71	1,012.50						1,125.00	48.21		
RIO - Rio Tinto Limited												
08-Aug-19	19-Sep-19	547.70							383.39	164.31		
08-Aug-19	19-Sep-19	221.26							154.88	66.38		
05-Mar-20	16-Apr-20	1,099.18							769.43	329.75		
Total for RIO		1,868.14							1,307.70	560.44		
RWC - Reliance Worldwide												
10-Sep-19	11-Oct-19	703.57							492.50	211.07		
Total for RWC		703.57							492.50	211.07		
SEK - Seek Limited												
11-Sep-19	03-Oct-19	609.71							426.80	182.91		
Total for SEK		609.71							426.80	182.91		

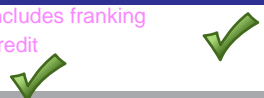
INCOME

Account Code: 6094496



Trade Date	Settle Date	Gross Franked Dividends \$	Unfranked Dividends \$	Interest \$	Gross Foreign Income \$	Other Income \$	Trust Capital Gains \$	Non-assessable \$	Cash \$	Imputation Credit \$	Australian Taxes \$	Foreign Taxes \$
TAH - TABCORP Holdings Ltd												
21-Aug-19	20-Sep-19	1,123.57							786.50	337.07		
24-Feb-20	18-Mar-20	1,123.57							786.50	337.07		
Total for TAH		2,247.14							1,573.00	674.14		
TLS - Telstra Corporation.												
28-Aug-19	26-Sep-19	567.86							397.50	170.36		
28-Aug-19	26-Sep-19	340.71							238.50	102.21		
26-Feb-20	27-Mar-20	567.86							397.50	170.36		
26-Feb-20	27-Mar-20	340.71							238.50	102.21		
Total for TLS		1,817.14							1,272.00	545.14		
TPM - TPG Telecom Limited												
14-Oct-19	19-Nov-19	87.14							61.00	26.14		
09-Apr-20	19-May-20	130.71							91.50	39.21		
Total for TPM		217.85							152.50	65.35		
WES - Wesfarmers Limited												
30-Aug-19	09-Oct-19	713.14							499.20	213.94		
24-Feb-20	31-Mar-20	685.71							480.00	205.71		
Total for WES		1,398.85							979.20	419.65		
WPL - Woodside Petroleum												
26-Aug-19	20-Sep-19	494.36							346.05	148.31		
24-Feb-20	20-Mar-20	961.95							673.37	288.58		
Total for WPL		1,456.31							1,019.42	436.89		
Total DIVIDENDS		23,253.26	3,122.01		800.49			243.60	20,283.32	6,975.94		160.10
TRUST INCOME												
BFL0019AU - 4 Dimensions Global Infrastructure Fund*												
31-Mar-20	31-Mar-20			0.37	81.37				59.83			21.91
01-Jun-20	01-Jun-20					11.08			11.08			
30-Jun-20	30-Jun-20	0.02			278.76	0.05	122.96	38.16	410.93	0.01		29.01

includes franking credit



TBI Investments Superannuation Fund

Realised Capital Gains Report

For The Period 01 July 2019 - 30 June 2020

Investment		Accounting Treatment				Tax Treatment						
Purchase Contract Date	Disposal Contract Date	Units	Cost	Proceeds	Accounting Profit/(Loss)	Adjusted Cost Base	Reduced Cost Base	Indexed Cost Base	Indexed Gains	Discounted Gains (Gross)	Other Gains	Capital Loss
Managed Investments (Australian)												
4 Dimensions Gbl Infrastructure												
		0.00	0.00	0.00	0.00	0.00	0.00	0.00	0.00	122.88	0.08	0.00
		0.00	0.00	0.00	0.00	0.00	0.00	0.00	0.00	122.88	0.08	0.00
		0.00	0.00	0.00	0.00	0.00	0.00	0.00	0.00	122.88	0.08	0.00
Shares in Listed Companies (Australian)												
Aristocrat Leisure Limited												
03/10/2017	28/08/2019	200.00	4,193.66	5,850.35	1,656.69	4,193.66	4,193.66	0.00	0.00	1,656.69	0.00	0.00
03/10/2017	05/02/2020	270.00	5,661.44	9,887.17	4,225.73	5,661.44	5,661.44	0.00	0.00	4,225.73	0.00	0.00
		470.00	9,855.10	15,737.52	5,882.42	9,855.10	9,855.10	0.00	0.00	5,882.42	0.00	0.00
Brambles Limited												
08/06/2017	07/08/2019	495.00	5,108.46	6,366.39	1,257.93	5,108.46	5,108.46	0.00	0.00	1,257.93	0.00	0.00
		495.00	5,108.46	6,366.39	1,257.93	5,108.46	5,108.46	0.00	0.00	1,257.93	0.00	0.00
Caltex Australia Limited												
08/06/2017	25/09/2019	199.00	6,411.49	5,037.25	(1,374.24)	6,411.49	6,411.49	0.00	0.00	0.00	0.00	(1,374.24)
21/06/2017	25/09/2019	490.00	15,229.45	12,403.28	(2,826.17)	15,229.45	15,229.45	0.00	0.00	0.00	0.00	(2,826.17)
30/05/2018	25/09/2019	150.00	4,368.78	3,796.92	(571.86)	4,368.78	4,368.78	0.00	0.00	0.00	0.00	(571.86)
20/06/2019	25/09/2019	381.00	8,610.81	9,644.18	1,033.37	8,610.81	8,610.81	0.00	0.00	0.00	1,033.37	0.00
		1,220.00	34,620.53	30,881.63	(3,738.90)	34,620.53	34,620.53	0.00	0.00	0.00	1,033.37	(4,772.27)
Flight Centre Travel Group Limited												
12/09/2018	28/05/2020	120.00	6,869.55	1,630.30	(5,239.25)	6,869.55	6,869.55	0.00	0.00	0.00	0.00	(5,239.25)

TBI Investments Superannuation Fund
Realised Capital Gains Report

For The Period 01 July 2019 - 30 June 2020

Investment		Accounting Treatment				Tax Treatment						
Purchase Contract Date	Disposal Contract Date	Units	Cost	Proceeds	Accounting Profit/(Loss)	Adjusted Cost Base	Reduced Cost Base	Indexed Cost Base	Indexed Gains	Discounted Gains (Gross)	Other Gains	Capital Loss
Shares in Listed Companies (Australian)												
02/11/2018	28/05/2020	170.00	7,813.30	2,309.60	(5,503.70)	7,813.30	7,813.30	0.00	0.00	0.00	0.00	(5,503.70)
28/03/2019	28/05/2020	130.00	5,389.99	1,766.16	(3,623.83)	5,389.99	5,389.99	0.00	0.00	0.00	0.00	(3,623.83)
21/06/2017	28/05/2020	70.00	2,633.25	951.01	(1,682.24)	2,633.25	2,633.25	0.00	0.00	0.00	0.00	(1,682.24)
08/06/2017	28/05/2020	260.00	9,291.15	3,532.32	(5,758.83)	9,291.15	9,291.15	0.00	0.00	0.00	0.00	(5,758.83)
05/02/2020	28/05/2020	50.00	2,022.67	679.29	(1,343.38)	2,022.67	2,022.67	0.00	0.00	0.00	0.00	(1,343.38)
		800.00	34,019.91	10,868.68	(23,151.23)	34,019.91	34,019.91	0.00	0.00	0.00	0.00	(23,151.23)
Fortescue Metals Group Ltd												
18/10/2018	08/11/2019	875.00	3,455.37	8,330.71	4,875.34	3,455.37	3,455.37	0.00	0.00	4,875.34	0.00	0.00
18/10/2018	22/01/2020	600.00	2,369.39	7,560.69	5,191.30	2,369.39	2,369.39	0.00	0.00	5,191.30	0.00	0.00
18/10/2018	20/03/2020	2,725.00	10,761.00	29,140.65	18,379.65	10,761.00	10,761.00	0.00	0.00	18,379.65	0.00	0.00
		4,200.00	16,585.76	45,032.05	28,446.29	16,585.76	16,585.76	0.00	0.00	28,446.29	0.00	0.00
Macquarie Group Limited												
21/06/2017	29/08/2019	50.00	4,467.38	6,104.69	1,637.31	4,467.38	4,467.38	0.00	0.00	1,637.31	0.00	0.00
21/06/2017	16/09/2019	80.00	7,147.80	10,339.51	3,191.70	7,147.80	7,147.80	0.00	0.00	3,191.70	0.00	0.00
08/06/2017	16/09/2019	40.00	3,488.15	5,169.75	1,681.60	3,488.15	3,488.15	0.00	0.00	1,681.60	0.00	0.00
		170.00	15,103.33	21,613.95	6,510.61	15,103.33	15,103.33	0.00	0.00	6,510.61	0.00	0.00
Oil Search Limited - DNR Capital												
08/06/2017	04/11/2019	1,200.00	8,270.49	8,680.22	409.73	8,270.49	8,270.49	0.00	0.00	409.73	0.00	0.00
21/06/2017	04/11/2019	2,150.00	14,020.39	15,552.05	1,531.66	14,020.39	14,020.39	0.00	0.00	1,531.66	0.00	0.00
		3,350.00	22,290.88	24,232.27	1,941.39	22,290.88	22,290.88	0.00	0.00	1,941.39	0.00	0.00

TBI Investments Superannuation Fund

Realised Capital Gains Report

For The Period 01 July 2019 - 30 June 2020

Investment		Accounting Treatment				Tax Treatment						
Purchase Contract Date	Disposal Contract Date	Units	Cost	Proceeds	Accounting Profit/(Loss)	Adjusted Cost Base	Reduced Cost Base	Indexed Cost Base	Indexed Gains	Discounted Gains (Gross)	Other Gains	Capital Loss
Shares in Listed Companies (Australian)												
Origin Energy Ltd												
08/06/2017	18/11/2019	1,000.00	7,414.39	8,215.25	800.86	7,414.39	7,414.39	0.00	0.00	800.86	0.00	0.00
08/06/2017	15/06/2020	720.00	5,338.36	4,068.84	(1,269.52)	5,338.36	5,338.36	0.00	0.00	0.00	0.00	(1,269.52)
11/08/2017	15/06/2020	625.00	4,508.75	3,531.98	(976.77)	4,508.75	4,508.75	0.00	0.00	0.00	0.00	(976.77)
05/04/2019	15/06/2020	1,000.00	7,130.45	5,651.17	(1,479.28)	7,130.45	7,130.45	0.00	0.00	0.00	0.00	(1,479.28)
21/06/2017	15/06/2020	1,880.00	12,827.55	10,624.20	(2,203.35)	12,827.55	12,827.55	0.00	0.00	0.00	0.00	(2,203.35)
11/03/2020	15/06/2020	900.00	5,462.37	5,086.05	(376.32)	5,462.37	5,462.37	0.00	0.00	0.00	0.00	(376.32)
		6,125.00	42,681.87	37,177.49	(5,504.38)	42,681.87	42,681.87	0.00	0.00	800.86	0.00	(6,305.24)
Pental Group Limited												
05/06/2018	10/01/2020	775.00	7,416.69	6,974.82	(441.87)	7,416.69	7,416.69	0.00	0.00	0.00	0.00	(441.87)
		775.00	7,416.69	6,974.82	(441.87)	7,416.69	7,416.69	0.00	0.00	0.00	0.00	(441.87)
Reliance Worldwide Corp Ltd												
28/06/2019	08/11/2019	1,650.00	5,820.31	7,022.07	1,201.76	5,820.31	5,820.31	0.00	0.00	0.00	1,201.76	0.00
		1,650.00	5,820.31	7,022.07	1,201.76	5,820.31	5,820.31	0.00	0.00	0.00	1,201.76	0.00
Seek Limited - DNR Capital												
21/06/2017	25/10/2019	330.00	5,564.94	7,250.56	1,685.62	5,564.94	5,564.94	0.00	0.00	1,685.62	0.00	0.00
		330.00	5,564.94	7,250.56	1,685.62	5,564.94	5,564.94	0.00	0.00	1,685.62	0.00	0.00
Tabcorp Holdings Limited												
12/09/2018	21/05/2020	1,850.00	9,056.72	5,910.79	(3,145.93)	9,056.72	9,056.72	0.00	0.00	0.00	0.00	(3,145.93)
		1,850.00	9,056.72	5,910.79	(3,145.93)	9,056.72	9,056.72	0.00	0.00	0.00	0.00	(3,145.93)

TBI Investments Superannuation Fund
Realised Capital Gains Report

For The Period 01 July 2019 - 30 June 2020

Investment		Accounting Treatment				Tax Treatment						
Purchase Contract Date	Disposal Contract Date	Units	Cost	Proceeds	Accounting Profit/(Loss)	Adjusted Cost Base	Reduced Cost Base	Indexed Cost Base	Indexed Gains	Discounted Gains (Gross)	Other Gains	Capital Loss
Shares in Listed Companies (Australian)												
Tpg Telecom Limited												
29/03/2019	14/04/2020	725.00	5,071.68	5,504.75	433.07	5,071.68	5,071.68	0.00	0.00	433.07	0.00	0.00
29/03/2019	14/05/2020	2,325.00	16,264.34	16,650.85	386.51	16,264.34	16,264.34	0.00	0.00	386.51	0.00	0.00
		3,050.00	21,336.02	22,155.60	819.58	21,336.02	21,336.02	0.00	0.00	819.58	0.00	0.00
Wesfarmers Limited												
08/03/2019	07/08/2019	160.00	5,538.54	6,164.51	625.97	5,538.54	5,538.54	0.00	0.00	0.00	625.97	0.00
		160.00	5,538.54	6,164.51	625.97	5,538.54	5,538.54	0.00	0.00	0.00	625.97	0.00
Woodside Petroleum Ltd												
08/06/2017	15/06/2020	102.00	3,169.91	2,149.87	(1,020.04)	3,169.91	3,169.91	0.00	0.00	0.00	0.00	(1,020.04)
21/06/2017	15/06/2020	450.00	13,227.75	9,484.72	(3,743.03)	13,227.75	13,227.75	0.00	0.00	0.00	0.00	(3,743.03)
06/03/2018	15/06/2020	98.00	2,646.00	2,065.56	(580.44)	2,646.00	2,646.00	0.00	0.00	0.00	0.00	(580.44)
25/09/2019	15/06/2020	160.00	5,158.27	3,372.34	(1,785.93)	5,158.27	5,158.27	0.00	0.00	0.00	0.00	(1,785.93)
		810.00	24,201.93	17,072.49	(7,129.44)	24,201.93	24,201.93	0.00	0.00	0.00	0.00	(7,129.44)
		25,455.00	259,200.99	264,460.82	5,259.82	259,200.99	259,200.99	0.00	0.00	47,344.70	2,861.10	(44,945.98)
Shares in Listed Companies (Overseas)												
James Hardie Industries												
22/12/2017	28/08/2019	600.00	13,393.76	13,418.01	24.25	13,393.76	13,393.76	0.00	0.00	24.25	0.00	0.00
22/12/2017	05/02/2020	320.00	7,143.34	10,093.71	2,950.37	7,143.34	7,143.34	0.00	0.00	2,950.37	0.00	0.00
22/12/2017	28/05/2020	110.00	2,455.52	2,944.26	488.73	2,455.52	2,455.52	0.00	0.00	488.73	0.00	0.00
21/09/2018	28/05/2020	180.00	3,731.99	4,817.87	1,085.89	3,731.99	3,731.99	0.00	0.00	1,085.89	0.00	0.00

TBI Investments Superannuation Fund

Realised Capital Gains Report

For The Period 01 July 2019 - 30 June 2020

Investment		Accounting Treatment				Tax Treatment						
Purchase Contract Date	Disposal Contract Date	Units	Cost	Proceeds	Accounting Profit/(Loss)	Adjusted Cost Base	Reduced Cost Base	Indexed Cost Base	Indexed Gains	Discounted Gains (Gross)	Other Gains	Capital Loss
Shares in Listed Companies (Overseas)												
		1,210.00	26,724.61	31,273.85	4,549.24	26,724.61	26,724.61	0.00	0.00	4,549.24	0.00	0.00
		1,210.00	26,724.61	31,273.85	4,549.24	26,724.61	26,724.61	0.00	0.00	4,549.24	0.00	0.00
Units in Listed Unit Trusts (Australian)												
Betashares Australian High Interest Cash Etf												
16/12/2019	24/02/2020	145.00	7,289.25	7,259.27	(29.98)	7,287.41	7,287.41	0.00	0.00	0.00	0.00	(28.13)
30/08/2019	24/02/2020	560.00	28,095.15	28,035.82	(59.33)	28,088.03	28,088.03	0.00	0.00	0.00	0.00	(52.21)
		705.00	35,384.40	35,295.09	(89.31)	35,375.44	35,375.44	0.00	0.00	0.00	0.00	(80.34)
Betashares Australian High Interest Cash Etf												
31/10/2017	02/04/2020	380.00	19,085.55	19,010.38	(75.17)	19,081.96	19,081.96	0.00	0.00	0.00	0.00	(71.58)
06/04/2018	02/04/2020	200.00	10,032.73	10,005.47	(27.26)	10,030.84	10,030.84	0.00	0.00	0.00	0.00	(25.37)
06/04/2018	15/04/2020	180.00	9,029.45	8,999.55	(29.90)	9,027.75	9,027.75	0.00	0.00	0.00	0.00	(28.20)
29/05/2019	15/04/2020	120.00	6,023.09	5,999.70	(23.39)	6,022.07	6,022.07	0.00	0.00	0.00	0.00	(22.37)
		880.00	44,170.82	44,015.10	(155.72)	44,162.62	44,162.62	0.00	0.00	0.00	0.00	(147.52)
Betashares Australian High Interest Cash Etf												
30/08/2019	20/05/2020	280.00	14,047.57	14,012.83	(34.74)	14,044.01	14,044.01	0.00	0.00	0.00	0.00	(31.18)
		280.00	14,047.57	14,012.83	(34.74)	14,044.01	14,044.01	0.00	0.00	0.00	0.00	(31.18)
Betashares Australian High Interest Cash Etf												
29/05/2019	20/05/2020	460.00	23,088.49	23,021.06	(67.43)	23,084.59	23,084.59	0.00	0.00	0.00	0.00	(63.53)
		460.00	23,088.49	23,021.06	(67.43)	23,084.59	23,084.59	0.00	0.00	0.00	0.00	(63.53)

TBI Investments Superannuation Fund

Realised Capital Gains Report

For The Period 01 July 2019 - 30 June 2020

Investment		Accounting Treatment				Tax Treatment						
Purchase Contract Date	Disposal Contract Date	Units	Cost	Proceeds	Accounting Profit/(Loss)	Adjusted Cost Base	Reduced Cost Base	Indexed Cost Base	Indexed Gains	Discounted Gains (Gross)	Other Gains	Capital Loss
Units in Listed Unit Trusts (Australian)												
Ishares S&p 500 Aud Hedged Etf												
13/09/2019	30/04/2020	20.00	7,527.74	7,187.20	(340.54)	7,527.74	7,527.74	0.00	0.00	0.00	0.00	(340.54)
		0.00	0.00	0.00	0.00	0.00	0.00	0.00	0.00	1,215.20	0.00	0.00
		20.00	7,527.74	7,187.20	(340.54)	7,527.74	7,527.74	0.00	0.00	1,215.20	0.00	(340.54)
Janus Henderson Tactical Income Fund												
		0.00	0.00	0.00	0.00	0.00	0.00	0.00	0.00	172.38	0.00	0.00
		0.00	0.00	0.00	0.00	0.00	0.00	0.00	0.00	172.38	0.00	0.00
Lend Lease Corporation Limited												
21/06/2017	28/08/2019	610.00	10,010.44	10,247.59	237.15	10,092.52	10,092.52	0.00	0.00	155.07	0.00	0.00
		0.00	0.00	0.00	0.00	0.00	0.00	0.00	0.00	247.26	0.00	0.00
		610.00	10,010.44	10,247.59	237.15	10,092.52	10,092.52	0.00	0.00	402.33	0.00	0.00
Macquarie Asia New Stars Fund												
18/09/2017	23/04/2020	24,360.34	38,235.99	28,479.67	(9,756.32)	38,235.99	38,235.99	0.00	0.00	0.00	0.00	(9,756.32)
		24,360.34	38,235.99	28,479.67	(9,756.32)	38,235.99	38,235.99	0.00	0.00	0.00	0.00	(9,756.32)
Macquarie Income Opportunities Fund												
18/09/2017	25/03/2020	5,064.00	5,172.37	5,005.76	(166.61)	5,172.27	5,172.27	0.00	0.00	0.00	0.00	(166.51)
		0.00	0.00	0.00	0.00	0.00	0.00	0.00	0.00	88.24	0.31	0.00
		5,064.00	5,172.37	5,005.76	(166.61)	5,172.27	5,172.27	0.00	0.00	88.24	0.31	(166.51)
		32,379.34	177,637.82	167,264.30	(10,373.52)	177,695.18	177,695.18	0.00	0.00	1,878.15	0.31	(10,585.94)

TBI Investments Superannuation Fund

Realised Capital Gains Report

For The Period 01 July 2019 - 30 June 2020

Investment		Accounting Treatment				Tax Treatment						
Purchase Contract Date	Disposal Contract Date	Units	Cost	Proceeds	Accounting Profit/(Loss)	Adjusted Cost Base	Reduced Cost Base	Indexed Cost Base	Indexed Gains	Discounted Gains (Gross)	Other Gains	Capital Loss
Units in Listed Unit Trusts (Overseas)												
Ishares S&p 500 Etf												
21/06/2017	13/09/2019	110.00	35,809.75	48,410.43	12,600.68	35,809.75	35,809.75	0.00	0.00	12,600.68	0.00	0.00
		110.00	35,809.75	48,410.43	12,600.68	35,809.75	35,809.75	0.00	0.00	12,600.68	0.00	0.00
Vanguard Ftse Europe Shares Etf												
12/07/2018	03/04/2020	290.00	15,904.48	14,477.00	(1,427.48)	15,945.77	15,945.77	0.00	0.00	0.00	0.00	(1,468.77)
08/06/2017	03/04/2020	490.00	26,344.08	24,461.13	(1,882.94)	26,490.22	26,490.22	0.00	0.00	0.00	0.00	(2,029.08)
		0.00	0.00	0.00	0.00	0.00	0.00	0.00	0.00	364.18	13.53	0.00
		780.00	42,248.56	38,938.13	(3,310.42)	42,435.99	42,435.99	0.00	0.00	364.18	13.53	(3,497.85)
		890.00	78,058.31	87,348.56	9,290.26	78,245.74	78,245.74	0.00	0.00	12,964.86	13.53	(3,497.85)
		59,934.34	541,621.73	550,347.53	8,725.80	541,866.52	541,866.52	0.00	0.00	66,859.83	2,875.02	(59,029.77)



Slight difference to Elston Report - not material

Capital Loss 30/6/2019 (\$15,990)
 Capital Loss 2020 (\$59,029)
 Gross Disc Gains 2020 \$66,860
 Other Gains 2020 \$2,875
 Carried Fwd Capital Loss 2020 \$5,287



REALISED CAPITAL GAINS/LOSSES

From 1 July 2019 Through 30 June 2020

Account Name: TBI GROUP PTY LTD
<TBI INVESTMENTS SUPERANNUATION FUND>



Sale Date	Purchase Date	Sale Quantity	Actual Cost \$	Sale Proceeds \$	Cost Base \$	Reduced Cost Base \$	Indexed Cost Base \$	Indexed Gain \$	Gross Discounted Gain \$	Non-Discounted Gain \$	CGT Loss \$
AAA - Betasharescashetf											
24-Feb-2020	27-Oct-2017	380	19,085.55	19,024.30	19,078.03	19,078.03					53.73
20-May-2020	04-Apr-2018	380	19,062.18	19,017.40	19,054.45	19,054.45					37.05
24-Feb-2020	29-May-2019	325	16,312.52	16,270.79	16,310.20	16,310.20					39.42
02-Apr-2020	29-May-2019	255	12,799.06	12,756.97	12,796.96	12,796.96					39.99
02-Apr-2020	30-Aug-2019	180	9,030.58	9,004.92	9,029.63	9,029.63					24.71
15-Apr-2020	30-Aug-2019	300	15,050.97	14,999.25	15,049.38	15,049.38					50.13
20-May-2020	30-Aug-2019	360	18,061.17	18,016.49	18,059.12	18,059.12					42.63
02-Apr-2020	16-Dec-2019	145	7,289.25	7,253.96	7,288.90	7,288.90					34.94
Total for Product:		2,325	116,691.28	116,344.08	116,666.66	116,666.66					322.60
ALD - Ampol Limited											
25-Sep-2019	08-Jun-2017	199	6,411.49	5,037.25	6,411.49	6,411.49					1,374.24
25-Sep-2019	21-Jun-2017	490	15,229.45	12,403.28	15,229.45	15,229.45					2,826.17
25-Sep-2019	28-May-2018	150	4,368.78	3,796.92	4,368.78	4,368.78					571.86
25-Sep-2019	20-Jun-2019	381	8,610.81	9,644.18	8,610.81	8,610.81				1,033.37	
Total for Product:		1,220	34,620.53	30,881.63	34,620.53	34,620.53				1,033.37	4,772.27
ALL - Aristocrat Leisure											
28-Aug-2019	29-Sep-2017	200	4,193.66	5,850.35	4,193.66	4,193.66			1,656.69		
05-Feb-2020	29-Sep-2017	270	5,661.44	9,887.17	5,661.44	5,661.44			4,225.73		
Total for Product:		470	9,855.10	15,737.52	9,855.10	9,855.10			5,882.42		
BXB - Brambles Limited											
07-Aug-2019	08-Jun-2017	495	5,108.46	6,366.39	5,108.46	5,108.46			1,257.93		
Total for Product:		495	5,108.46	6,366.39	5,108.46	5,108.46			1,257.93		
FLT - Flight Centre Travel											
28-May-2020	08-Jun-2017	160	5,717.63	2,173.74	5,717.63	5,717.63					3,543.89

REALISED CAPITAL GAINS/LOSSES

Account Code: 6094496



Sale Date	Purchase Date	Sale Quantity	Actual Cost \$	Sale Proceeds \$	Cost Base \$	Reduced Cost Base \$	Indexed Cost Base \$	Indexed Gain \$	Gross Discounted Gain \$	Non-Discounted Gain \$	CGT Loss \$
28-May-2020	21-Jun-2017	70	2,633.25	951.01	2,633.25	2,633.25					1,682.24
28-May-2020	12-Sep-2018	120	6,869.55	1,630.30	6,869.55	6,869.55					5,239.25
28-May-2020	02-Nov-2018	170	7,813.30	2,309.60	7,813.30	7,813.30					5,503.70
28-May-2020	28-Mar-2019	130	5,389.99	1,766.16	5,389.99	5,389.99					3,623.83
28-May-2020	05-Feb-2020	150	6,068.01	2,037.88	6,068.01	6,068.01					4,030.13
Total for Product:		800	34,491.73	10,868.69	34,491.73	34,491.73					23,623.04
FMG - Fortescue Metals Group											
08-Nov-2019	18-Oct-2018	875	3,455.37	8,330.71	3,455.37	3,455.37			4,875.34		
22-Jan-2020	18-Oct-2018	600	2,369.39	7,560.69	2,369.39	2,369.39			5,191.30		
20-Mar-2020	18-Oct-2018	2,725	10,761.00	29,140.65	10,761.00	10,761.00			18,379.65		
Total for Product:		4,200	16,585.76	45,032.05	16,585.76	16,585.76			28,446.29		
IHVV - iShs S&P500AUDHedged											
30-Apr-2020	13-Sep-2019	20	7,527.74	7,187.20	7,527.74	7,527.74					340.54
Total for Product:		20	7,527.74	7,187.20	7,527.74	7,527.74					340.54
IVV - iShares S&P 500 ETF											
13-Sep-2019	21-Jun-2017	110	35,809.75	48,410.43	35,809.75	35,809.75			12,600.68		
Total for Product:		110	35,809.75	48,410.43	35,809.75	35,809.75			12,600.68		
JHX - James Hardie Indust											
28-Aug-2019	20-Dec-2017	600	13,393.76	13,418.01	13,393.76	13,393.76			24.25		
05-Feb-2020	20-Dec-2017	320	7,143.34	10,093.71	7,143.34	7,143.34			2,950.37		
28-May-2020	20-Dec-2017	110	2,455.52	2,944.26	2,455.52	2,455.52			488.73		
28-May-2020	21-Sep-2018	180	3,731.99	4,817.87	3,731.99	3,731.99			1,085.89		
Total for Product:		1,210	26,724.61	31,273.85	26,724.61	26,724.61			4,549.24		
LLC - Lendlease Group											
28-Aug-2019	08-Jun-2017	610	9,692.57	10,247.59	9,625.00	9,613.26			622.59		

REALISED CAPITAL GAINS/LOSSES

Account Code: 6094496



Sale Date	Purchase Date	Sale Quantity	Actual Cost \$	Sale Proceeds \$	Cost Base \$	Reduced Cost Base \$	Indexed Cost Base \$	Indexed Gain \$	Gross Discounted Gain \$	Non-Discounted Gain \$	CGT Loss \$
Total for Product:		610	9,692.57	10,247.59	9,625.00	9,613.26			622.59		
MAQ0277AU - Macquarie Income Opportunities Fund											
13-Mar-2020	19-Sep-2017	5,064	5,172.37	5,005.76	5,172.33	5,172.33					166.57
Total for Product:		5,064	5,172.37	5,005.76	5,172.33	5,172.33					166.57
MAQ0640AU - Macquarie Asia New Stars No1 Fund											
08-Apr-2020	19-Sep-2017	24,360.3400	38,235.99	28,479.67	38,235.99	38,235.99					9,756.32
Total for Product:		24,360	38,235.99	28,479.67	38,235.99	38,235.99					9,756.32
MQG - Macquarie Group Ltd											
16-Sep-2019	08-Jun-2017	40	3,488.15	5,169.75	3,488.15	3,488.15			1,681.60		
29-Aug-2019	21-Jun-2017	50	4,467.38	6,104.69	4,467.38	4,467.38			1,637.32		
16-Sep-2019	21-Jun-2017	80	7,147.80	10,339.51	7,147.80	7,147.80			3,191.71		
Total for Product:		170	15,103.33	21,613.95	15,103.33	15,103.33			6,510.63		
ORG - Origin Energy											
15-Jun-2020	08-Jun-2017	1,720	12,752.75	9,720.01	12,752.75	12,752.75					3,032.74
18-Nov-2019	21-Jun-2017	1,000	6,823.16	8,215.25	6,823.16	6,823.16			1,392.09		
15-Jun-2020	21-Jun-2017	880	6,004.39	4,973.03	6,004.39	6,004.39					1,031.35
15-Jun-2020	09-Aug-2017	625	4,508.75	3,531.98	4,508.75	4,508.75					976.77
15-Jun-2020	05-Apr-2019	1,000	7,130.45	5,651.17	7,130.45	7,130.45					1,479.28
15-Jun-2020	11-Mar-2020	900	5,462.37	5,086.05	5,462.37	5,462.37					376.32
Total for Product:		6,125	42,681.87	37,177.50	42,681.87	42,681.87			1,392.09		6,896.46
OSH - Oil Search Ltd											
04-Nov-2019	08-Jun-2017	1,200	8,270.49	8,680.22	8,270.49	8,270.49			409.73		
04-Nov-2019	21-Jun-2017	2,150	14,020.39	15,552.05	14,020.39	14,020.39			1,531.66		
Total for Product:		3,350	22,290.88	24,232.27	22,290.88	22,290.88			1,941.39		

REALISED CAPITAL GAINS/LOSSES

Account Code: 6094496



Sale Date	Purchase Date	Sale Quantity	Actual Cost \$	Sale Proceeds \$	Cost Base \$	Reduced Cost Base \$	Indexed Cost Base \$	Indexed Gain \$	Gross Discounted Gain \$	Non-Discounted Gain \$	CGT Loss \$
PDL - Pental Group Ltd											
10-Jan-2020	01-Jun-2018	775	7,416.69	6,974.82	7,416.69	7,416.69					441.87
Total for Product:		775	7,416.69	6,974.82	7,416.69	7,416.69					441.87
RWC - Reliance Worldwide											
08-Nov-2019	28-Jun-2019	1,650	5,820.31	7,022.07	5,820.31	5,820.31				1,201.76	
Total for Product:		1,650	5,820.31	7,022.07	5,820.31	5,820.31				1,201.76	
SEK - Seek Limited											
25-Oct-2019	21-Jun-2017	330	5,564.94	7,250.56	5,564.94	5,564.94			1,685.62		
Total for Product:		330	5,564.94	7,250.56	5,564.94	5,564.94			1,685.62		
TAH - TABCORP Holdings Ltd											
21-May-2020	12-Sep-2018	1,850	9,056.72	5,910.79	9,056.72	9,056.72					3,145.93
Total for Product:		1,850	9,056.72	5,910.79	9,056.72	9,056.72					3,145.93
TPM - TPG Telecom Limited											
14-Apr-2020	29-Mar-2019	725	5,071.68	5,504.75	5,071.68	5,071.68			433.07		
14-May-2020	29-Mar-2019	2,325	16,264.34	16,650.85	16,264.34	16,264.34			386.51		
Total for Product:		3,050	21,336.02	22,155.60	21,336.02	21,336.02			819.58		
VEQ - Vgd Ftse Eur Shares											
03-Apr-2020	08-Jun-2017	490	26,344.08	24,461.13	26,339.17	26,339.17					1,878.03
03-Apr-2020	12-Jul-2018	290	15,904.48	14,477.00	15,901.57	15,901.57					1,424.58
Total for Product:		780	42,248.56	38,938.13	42,240.74	42,240.74					3,302.61
WES - Wesfarmers Limited											
07-Aug-2019	08-Mar-2019	160	5,538.54	6,164.51	5,538.54	5,538.54				625.97	
Total for Product:		160	5,538.54	6,164.51	5,538.54	5,538.54				625.97	

REALISED CAPITAL GAINS/LOSSES

Account Code: 6094496



Sale Date	Purchase Date	Sale Quantity	Actual Cost \$	Sale Proceeds \$	Cost Base \$	Reduced Cost Base \$	Indexed Cost Base \$	Indexed Gain \$	Gross Discounted Gain \$	Non-Discounted Gain \$	CGT Loss \$
WPL - Woodside Petroleum											
15-Jun-2020	08-Jun-2017	102	3,169.91	2,149.87	3,169.91	3,169.91					1,020.04
15-Jun-2020	21-Jun-2017	450	13,227.75	9,484.72	13,227.75	13,227.75					3,743.03
15-Jun-2020	19-Feb-2018	98	2,646.00	2,065.56	2,646.00	2,646.00					580.44
15-Jun-2020	25-Sep-2019	160	5,158.27	3,372.34	5,158.27	5,158.27					1,785.93
Total for Product:		810	24,201.93	17,072.49	24,201.93	24,201.93					7,129.44
Grand Total:		59,934	541,775.68	550,347.55	541,675.63	541,663.89			65,708.45	2,861.10	59,897.65

Net Gain: 8,671.90

Estimated Taxable Gain: * 5,781.56

* The Estimated Taxable Gain is calculated depending on the types of tax entity. Where applicable, Australian Self-managed Super Funds receive a discount of 33.33%; Individuals receive a discount of 50%; and Companies do not receive a discount.

CAPITAL TRANSACTIONS

From 1 July 2019 Through 30 June 2020

Account Name: TBI GROUP PTY LTD
<TBI INVESTMENTS SUPERANNUATION FUND>



Trade Date	Settlement Date	Buy/Sell	Security Code	Security Name	Units	Price \$	Trade Value \$	Trans. Cost \$	GST \$	Total Cost \$	Net Proceeds \$
PURCHASES & SALES											
07-Aug-2019	09-Aug-2019	SELL	BXB	BRAMBLES LIMITED	-495	12.9114	6,391.14	22.50	2.25		6,366.39
07-Aug-2019	09-Aug-2019	SELL	WES	WESFARMERS LIMITED	-160	38.6829	6,189.26	22.50	2.25		6,164.51
28-Aug-2019	30-Aug-2019	SELL	LLC	LENDLEASE GROUP FULLY PAID ORDINARY/UNITS STAPLED SECURITIES	-610	16.8399	10,272.34	22.50	2.25		10,247.59
28-Aug-2019	30-Aug-2019	SELL	ALL	ARISTOCRAT LEISURE	-200	29.3755	5,875.10	22.50	2.25		5,850.35
28-Aug-2019	30-Aug-2019	SELL	JHX	JAMES HARDIE INDUST CHESS DEPOSITARY INTERESTS 1:1	-600	22.4046	13,442.76	22.50	2.25		13,418.01
28-Aug-2019	30-Aug-2019	BUY	AMP	AMP LIMITED	3,500	1.6357	5,724.95	22.50	2.25	5,749.70	
29-Aug-2019	02-Sep-2019	SELL	MQG	MACQUARIE GROUP LTD	-50	122.5888	6,129.44	22.50	2.25		6,104.69
29-Aug-2019	02-Sep-2019	BUY	PDL	PENDAL GROUP LTD	925	6.5457	6,054.77	22.50	2.25	6,079.52	
30-Aug-2019	03-Sep-2019	BUY	AAA	BETASHARESCASHETF EXCHANGE TRADED FUND UNITS FULLY PAID	840	50.1370	42,115.08	25.13	2.51	42,142.72	
13-Sep-2019	16-Sep-2019	SELL	IVV	ISHARES S&P 500 ETF	-110	440.3651	48,440.16	27.03	2.70		48,410.43
13-Sep-2019	16-Sep-2019	BUY	IHVV	ISHS S&P 500 ETF S&P500AUDHEDGED EXCHANGE TRADED FUND UNITS FULLY PAID	125	376.1530	47,019.13	26.61	2.66	47,048.40	
16-Sep-2019	18-Sep-2019	SELL	MQG	MACQUARIE GROUP LTD	-120	129.4501	15,534.01	22.50	2.25		15,509.26
25-Sep-2019	27-Sep-2019	SELL	ALD	AMPOL LIMITED	-1,220	25.3331	30,906.38	22.50	2.25		30,881.63
25-Sep-2019	27-Sep-2019	BUY	WPL	WOODSIDE PETROLEUM	160	32.0845	5,133.52	22.50	2.25	5,158.27	
25-Sep-2019	27-Sep-2019	BUY	VUK	VIRGIN MONEY UK PLC CDI 1:1 FOREIGN EXEMPT LSE	9,400	2.1118	19,850.92	22.50	2.25	19,875.67	
18-Oct-2019	18-Oct-2019	BUY	MAQ02 77AU	MACQUARIE INCOME OPPORTUNITIES FUND	7,644.69	1.0177	7,780.00			7,780.00	
25-Oct-2019	29-Oct-2019	SELL	SEK	SEEK LIMITED	-330	22.0464	7,275.31	22.50	2.25		7,250.56
04-Nov-2019	06-Nov-2019	SELL	OSH	OIL SEARCH LTD 10 TOEA ORDINARY FULLY PAID	-3,350	7.2409	24,257.02	22.50	2.25		24,232.27
04-Nov-2019	06-Nov-2019	BUY	BPT	BEACH ENERGY LIMITED	11,200	2.3891	26,757.92	22.50	2.25	26,782.67	
08-Nov-2019	12-Nov-2019	SELL	FMG	FORTESCUE METALS GROUP	-875	9.5491	8,355.46	22.50	2.25		8,330.71
08-Nov-2019	12-Nov-2019	SELL	RWC	RELIANCE WORLDWIDE	-1,650	4.2708	7,046.82	22.50	2.25		7,022.07
18-Nov-2019	20-Nov-2019	SELL	ORG	ORIGIN ENERGY	-1,000	8.2400	8,240.00	22.50	2.25		8,215.25
10-Dec-2019	10-Dec-2019	BUY	MAQ06 40AU	MACQUARIE ASIA NEW STARS NO1 FUND	11,706.96	1.3650	15,980.00			15,980.00	
16-Dec-2019	18-Dec-2019	BUY	AAA	BETASHARESCASHETF EXCHANGE TRADED FUND UNITS FULLY PAID	145	50.1000	7,264.50	22.50	2.25	7,289.25	
16-Dec-2019	18-Dec-2019	BUY	BXB	BRAMBLES LIMITED	445	12.2250	5,440.13	22.50	2.25	5,464.88	
16-Dec-2019	18-Dec-2019	BUY	LLC	LENDLEASE GROUP FULLY PAID ORDINARY/UNITS STAPLED SECURITIES	320	19.4400	6,220.80	22.50	2.25	6,245.55	
16-Dec-2019	18-Dec-2019	BUY	RIO	RIO TINTO LIMITED	45	102.0544	4,592.45	22.50	2.25	4,617.20	
10-Jan-2020	14-Jan-2020	SELL	PDL	PENDAL GROUP LTD	-775	9.0317	6,999.57	22.50	2.25		6,974.82
22-Jan-2020	24-Jan-2020	SELL	FMG	FORTESCUE METALS GROUP	-600	12.6424	7,585.44	22.50	2.25		7,560.69
05-Feb-2020	07-Feb-2020	SELL	ALL	ARISTOCRAT LEISURE	-270	36.7108	9,911.92	22.50	2.25		9,887.17
05-Feb-2020	07-Feb-2020	SELL	JHX	JAMES HARDIE INDUST CHESS DEPOSITARY INTERESTS 1:1	-320	31.6202	10,118.46	22.50	2.25		10,093.71
05-Feb-2020	07-Feb-2020	BUY	FLT	FLIGHT CENTRE TRAVEL	150	40.2884	6,043.26	22.50	2.25	6,068.01	
14-Feb-2020	18-Feb-2020	BUY	BPT	BEACH ENERGY LIMITED	3,200	2.0941	6,701.12	22.50	2.25	6,725.87	

CAPITAL TRANSACTIONS

Account Code: 6094496



Trade Date	Settlement Date	Buy/Sell	Security Code	Security Name	Units	Price \$	Trade Value \$	Trans. Cost \$	GST \$	Total Cost \$	Net Proceeds \$
24-Feb-2020	26-Feb-2020	SELL	AAA	BETASHARESCASHETF EXCHANGE TRADED FUND UNITS FULLY PAID	-705	50.1000	35,320.50	23.10	2.31		35,295.09
27-Feb-2020	27-Feb-2020	BUY	BFL001 9AU	4 DIMENSIONS GLOBAL INFRASTRUCTURE FUND	21,143.75	1.6000	33,830.00			33,830.00	
09-Mar-2020	11-Mar-2020	BUY	FLT	FLIGHT CENTRE TRAVEL	380	24.7808	9,416.70	22.50	2.25	9,441.45	
09-Mar-2020	11-Mar-2020	BUY	WPL	WOODSIDE PETROLEUM	330	21.7789	7,187.04	22.50	2.25	7,211.79	
09-Mar-2020	11-Mar-2020	BUY	PDL	PENDAL GROUP LTD	1,275	5.5468	7,072.17	22.50	2.25	7,096.92	
11-Mar-2020	13-Mar-2020	BUY	ORG	ORIGIN ENERGY	900	6.0418	5,437.62	22.50	2.25	5,462.37	
11-Mar-2020	13-Mar-2020	BUY	VUK	VIRGIN MONEY UK PLC CDI 1:1 FOREIGN EXEMPT LSE	3,250	2.3258	7,558.85	22.50	2.25	7,583.60	
11-Mar-2020	13-Mar-2020	BUY	BPT	BEACH ENERGY LIMITED	5,200	1.4023	7,291.96	22.50	2.25	7,316.71	
13-Mar-2020	23-Mar-2020	SELL	MAQ02 77AU	MACQUARIE INCOME OPPORTUNITIES FUND	-5,064	0.9885	5,005.76				5,005.76
20-Mar-2020	24-Mar-2020	SELL	FMG	FORTESCUE METALS GROUP	-2,725	10.7029	29,165.40	22.50	2.25		29,140.65
20-Mar-2020	24-Mar-2020	BUY	LLC	LENLEASE GROUP FULLY PAID ORDINARY/UNITS STAPLED SECURITIES	890	10.7731	9,588.06	22.50	2.25	9,612.81	
20-Mar-2020	24-Mar-2020	BUY	MQG	MACQUARIE GROUP LTD	45	85.9736	3,868.81	22.50	2.25	3,893.56	
20-Mar-2020	24-Mar-2020	BUY	JHX	JAMES HARDIE INDUST CHESS DEPOSITARY INTERESTS 1:1	420	17.6819	7,426.40	22.50	2.25	7,451.15	
20-Mar-2020	24-Mar-2020	BUY	TWE	TREASURY WINE ESTATE	1,630	9.5893	15,630.56	22.50	2.25	15,655.31	
25-Mar-2020	27-Mar-2020	BUY	AMP	AMP LIMITED	4,200	1.1269	4,732.98	22.50	2.25	4,757.73	
02-Apr-2020	06-Apr-2020	SELL	AAA	BETASHARESCASHETF EXCHANGE TRADED FUND UNITS FULLY PAID	-580	50.0700	29,040.60	22.50	2.25		29,015.85
03-Apr-2020	07-Apr-2020	SELL	VEQ	VGD FTSE EUR SHARES EXCHANGE TRADED FUND UNITS FULLY PAID	-780	49.9548	38,964.74	24.19	2.42		38,938.13
03-Apr-2020	07-Apr-2020	BUY	IHVV	ISHS S&P500AUDHEDGED EXCHANGE TRADED FUND UNITS FULLY PAID	110	310.5441	34,159.85	22.75	2.28	34,184.88	
07-Apr-2020	09-Apr-2020	BUY	FLT	FLIGHT CENTRE TRAVEL	850	9.9606	8,466.51	22.50	2.25	8,491.26	
08-Apr-2020	20-Apr-2020	SELL	MAQ06 40AU	MACQUARIE ASIA NEW STARS NO1 FUND	-24,360.34	1.1691	28,479.67				28,479.67
14-Apr-2020	16-Apr-2020	SELL	TPM	TPG TELECOM LIMITED	-725	7.6269	5,529.50	22.50	2.25		5,504.75
15-Apr-2020	17-Apr-2020	SELL	AAA	BETASHARESCASHETF EXCHANGE TRADED FUND UNITS FULLY PAID	-300	50.0800	15,024.00	22.50	2.25		14,999.25
16-Apr-2020	20-Apr-2020	BUY	VUK	VIRGIN MONEY UK PLC CDI 1:1 FOREIGN EXEMPT LSE	4,300	1.5001	6,450.43	22.50	2.25	6,475.18	
28-Apr-2020	28-Apr-2020	BUY	BFL001 9AU	4 DIMENSIONS GLOBAL INFRASTRUCTURE FUND	5,438.5321	1.3625	7,410.00			7,410.00	
28-Apr-2020	28-Apr-2020	BUY	UBS801 8AU	UBS EMERGING MARKETS EQUITY FUND	23,648.9788	1.0233	24,200.00			24,200.00	
30-Apr-2020	04-May-2020	SELL	IHVV	ISHS S&P500AUDHEDGED EXCHANGE TRADED FUND UNITS FULLY PAID	-20	360.5975	7,211.95	22.50	2.25		7,187.20
30-Apr-2020	04-May-2020	BUY	ALL	ARISTOCRAT LEISURE	200	25.4905	5,098.10	22.50	2.25	5,122.85	
30-Apr-2020	04-May-2020	BUY	TWE	TREASURY WINE ESTATE	670	10.1484	6,799.43	22.50	2.25	6,824.18	
14-May-2020	18-May-2020	SELL	TPM	TPG TELECOM LIMITED	-2,325	7.1723	16,675.60	22.50	2.25		16,650.85
14-May-2020	18-May-2020	BUY	VUK	VIRGIN MONEY UK PLC CDI 1:1 FOREIGN EXEMPT LSE	3,950	1.3189	5,209.66	22.50	2.25	5,234.41	

CAPITAL TRANSACTIONS

Account Code: 6094496



Trade Date	Settlement Date	Buy/Sell	Security Code	Security Name	Units	Price \$	Trade Value \$	Trans. Cost \$	GST \$	Total Cost \$	Net Proceeds \$
14-May-2020	18-May-2020	BUY	SYD	SYD AIRPORT FULLY PAID ORDINARY/UNITS	3,400	5.5154	18,752.36	22.50	2.25	18,777.11	
20-May-2020	22-May-2020	SELL	AAA	BETASHARESCASHETF EXCHANGE TRADED FUND UNITS FULLY PAID	-740	50.0809	37,059.87	23.62	2.36		37,033.89
21-May-2020	25-May-2020	SELL	TAH	TABCORP HOLDINGS LTD	-1,850	3.2084	5,935.54	22.50	2.25		5,910.79
28-May-2020	28-May-2020	BUY	IOF014 5AU	JANUS HENDERSON TACTICAL INCOME FUND	9,476.7655	1.0932	10,360.00			10,360.00	
28-May-2020	01-Jun-2020	SELL	FLT	FLIGHT CENTRE TRAVEL	-800	13.6168	10,893.44	22.50	2.25		10,868.69
28-May-2020	01-Jun-2020	SELL	JHX	JAMES HARDIE INDUST CHESS DEPOSITARY INTERESTS 1:1	-290	26.8513	7,786.88	22.50	2.25		7,762.13
15-Jun-2020	17-Jun-2020	SELL	ORG	ORIGIN ENERGY	-5,125	5.6560	28,987.00	22.50	2.25		28,962.25
15-Jun-2020	17-Jun-2020	SELL	WPL	WOODSIDE PETROLEUM	-810	21.1077	17,097.24	22.50	2.25		17,072.49
16-Jun-2020	17-Jun-2020	BUY	FUEL	BETA GLOBAL ENERGY EXCHANGE TRADED FUND UNITS FULLY PAID	12,185	3.7156	45,274.59	26.08	2.61	45,303.28	
Total							1,055,048.91	1,458.51	145.85	504,704.26	550,347.55

Total Purchases & Sales / Market Value of Portfolio

101.01%

*If you traded on ANN, BPT, TAH and/or VEQ throughout the financial year, you may have incurred an external brokerage fee charged to the Macquarie Cash Management Account. For CGT reporting purposes, the cash transaction has been adjusted by removing it from the ELSTON CASH TRANSACTION STATEMENT and is instead reflected in the brokerage fee component of the corresponding capital trade shown in the ELSTON CAPITAL TRANSACTIONS REPORT. The purpose of this is to take the fee into consideration in the CGT position.

CAPITAL TRANSACTIONS

Account Code: 6094496



Trade Date	Settlement Date	Buy/Sell	Security Code	Security Name	Units	Price \$	Total Cost \$	Description
CORPORATE ACTIONS								
Other								
08-May-2020	08-May-2020	BUY	FLT	FLIGHT CENTRE TRAVEL	736	7.2000	5,299.20	1:1.74 Non Renounceable Issue of Shares @ 7.20 AUD per share
08-May-2020	08-May-2020	BUY	FLT	FLIGHT CENTRE TRAVEL	184	7.2000	1,324.80	1:1.74 Non Renounceable Issue of Shares @ 7.20 AUD per share - Additional Shares
					920			
Share Purchase Plan								
04-Jun-2020	04-Jun-2020	BUY	LLC	LENLEASE GROUP FULLY PAID ORDINARY/UNITS STAPLED SECURITIES	2,040	9.8000	20,000.00	Share Purchase Plan - @ AUD 9.80
					2,040			
30-Sep-2019	30-Sep-2019	BUY	MQG	MACQUARIE GROUP LTD	125	120.0000	15,000.00	Share Purchase Plan - @ 120.00 AUD
					125			

CAPITAL TRANSACTIONS

Account Code: 6094496



Trade Date	Settlement Date	Buy/Sell	Security Code	Security Name	Units	Price \$	Trade Value \$	Trans. Cost \$	GST \$	Total Cost \$
DIVIDEND REINVESTMENT										
01-Jul-2019	01-Jul-2019	BUY	MAQ02 77AU*	MACQUARIE INCOME OPPORTUNITIES FUND	4.14	1.0121	4.19			4.19
01-Jul-2019	01-Jul-2019	BUY	MAQ06 40AU*	MACQUARIE ASIA NEW STARS NO1 FUND	44.17	1.3466	59.48			59.48
30-Jul-2019	30-Jul-2019	BUY	IOF014 5AU*	JANUS HENDERSON TACTICAL INCOME FUND	2.9537	1.0834	3.20			3.20
01-Oct-2019	01-Oct-2019	BUY	MAQ02 77AU*	MACQUARIE INCOME OPPORTUNITIES FUND	4.12	1.0146	4.18			4.18
01-Oct-2019	01-Oct-2019	BUY	MAQ06 40AU*	MACQUARIE ASIA NEW STARS NO1 FUND	39.75	1.3494	53.64			53.64
24-Oct-2019	24-Oct-2019	BUY	IOF014 5AU*	JANUS HENDERSON TACTICAL INCOME FUND	2.9438	1.0836	3.19			3.19
02-Jan-2020	02-Jan-2020	BUY	MAQ02 77AU*	MACQUARIE INCOME OPPORTUNITIES FUND	5.05	1.0158	5.13			5.13
02-Jan-2020	02-Jan-2020	BUY	MAQ06 40AU*	MACQUARIE ASIA NEW STARS NO1 FUND	48.07	1.3759	66.14			66.14
24-Jan-2020	24-Jan-2020	BUY	IOF014 5AU*	JANUS HENDERSON TACTICAL INCOME FUND	2.9939	1.0855	3.25			3.25
01-Apr-2020	01-Apr-2020	BUY	MAQ02 77AU*	MACQUARIE INCOME OPPORTUNITIES FUND	5.06	0.9802	4.96			4.96
01-Apr-2020	01-Apr-2020	BUY	MAQ06 40AU*	MACQUARIE ASIA NEW STARS NO1 FUND	56.01	1.1189	62.67			62.67
27-Apr-2020	27-Apr-2020	BUY	IOF014 5AU*	JANUS HENDERSON TACTICAL INCOME FUND	3.1196	1.0835	3.38			3.38
01-Jun-2020	01-Jun-2020	BUY	BFL001 9AU*	4 DIMENSIONS GLOBAL INFRASTRUCTURE FUND	7.8397	1.4133	11.08			11.08
Total							284.49	0.00		284.49

*The units are allocated as a result of management fee rebate from the managed fund.



End of Period Closing Figures - Super Fund

Client Name: TBI Investments Superannuation Fund

Client Code: JOHN123

Period Ended: 30 June 2020

Partner: MH / JF

Accountant: Eddy Lee

Debtors:

✓ 410.93 ✓
758.94 ✓
1,558.77 ✓
✓ 892.35 ✓
118.04 ✓
✓ 988.72 ✓
560.99 ✓
✓ 430.84 ✓

\$5,719.58 Dist'n Receivable (see attached)



13,940.00 - BFL0019 AU Application

15,680.00 - MAQ0277AU Application

✓ **\$29,620.00** 680 Sundry Debtors

Creditors:

\$0.00 880 Sundry Creditors

INCOME

Account Code: 6094496



Trade Date	Settle Date	Gross Franked Dividends \$	Unfranked Dividends \$	Interest \$	Gross Foreign Income \$	Other Income \$	Trust Capital Gains \$	Non-assessable \$	Cash \$	Imputation Credit \$	Australian Taxes \$	Foreign Taxes \$
TAH - TABCORP Holdings Ltd												
21-Aug-19	20-Sep-19	1,123.57							786.50	337.07		
24-Feb-20	18-Mar-20	1,123.57							786.50	337.07		
Total for TAH		2,247.14							1,573.00	674.14		
TLS - Telstra Corporation.												
28-Aug-19	26-Sep-19	567.86							397.50	170.36		
28-Aug-19	26-Sep-19	340.71							238.50	102.21		
26-Feb-20	27-Mar-20	567.86							397.50	170.36		
26-Feb-20	27-Mar-20	340.71							238.50	102.21		
Total for TLS		1,817.14							1,272.00	545.14		
TPM - TPG Telecom Limited												
14-Oct-19	19-Nov-19	87.14							61.00	26.14		
09-Apr-20	19-May-20	130.71							91.50	39.21		
Total for TPM		217.85							152.50	65.35		
WES - Wesfarmers Limited												
30-Aug-19	09-Oct-19	713.14							499.20	213.94		
24-Feb-20	31-Mar-20	685.71							480.00	205.71		
Total for WES		1,398.85							979.20	419.65		
WPL - Woodside Petroleum												
26-Aug-19	20-Sep-19	494.36							346.05	148.31		
24-Feb-20	20-Mar-20	961.95							673.37	288.58		
Total for WPL		1,456.31							1,019.42	436.89		
Total DIVIDENDS		23,253.26	3,122.01		800.49			243.60	20,283.32	6,975.94		160.10

TRUST INCOME

BFL0019AU - 4 Dimensions Global Infrastructure Fund*												
31-Mar-20	31-Mar-20			0.37	81.37				59.83			21.91
01-Jun-20	01-Jun-20					11.08			11.08			
30-Jun-20	30-Jun-20	0.02			278.76	0.05	122.96	38.16	410.93	0.01		29.01

INCOME

Account Code: 6094496



Trade Date	Settle Date	Gross Franked Dividends \$	Unfranked Dividends \$	Interest \$	Gross Foreign Income \$	Other Income \$	Trust Capital Gains \$	Non-assessable \$	Cash \$	Imputation Credit \$	Australian Taxes \$	Foreign Taxes \$
Total for BFL0019AU		0.02		0.37	360.13	11.13	122.96	38.16	481.84	0.01		50.92
FUEL - Beta Global Energy*												
30-Jun-20	16-Jul-20				847.48				758.94			88.54
Total for FUEL					847.48				758.94			88.54
IHVV - iShs S&P500AUDHedged*												
30-Jun-20	13-Jul-20			0.04	506.83		1,215.20		1,558.77			163.30
Total for IHVV				0.04	506.83		1,215.20		1,558.77			163.30
IOF0145AU - Janus Henderson Tactical Income Fund*												
30-Jul-19	30-Jul-19					3.20			3.20			
30-Sep-19	30-Sep-19	0.18	0.03	19.07	4.91	13.92			38.11			
24-Oct-19	24-Oct-19					3.19			3.19			
31-Dec-19	31-Dec-19	1.15	0.23	74.01	5.38	23.85			104.62			
24-Jan-20	24-Jan-20					3.25			3.25			
31-Mar-20	31-Mar-20	0.46	0.08	14.43	7.78	29.48			52.23			
27-Apr-20	27-Apr-20					3.38			3.38			
30-Jun-20	30-Jun-20	19.34	1.58	356.22	152.14	199.31	172.38		892.35	8.62		
Total for IOF0145AU		21.13	1.92	463.73	170.21	279.58	172.38		1,100.33	8.62		
LLC - Lendlease Group*												
23-Aug-19	16-Sep-19		261.36						261.36			
27-Feb-20	17-Mar-20		543.28		4.45	53.79	110.69	26.82	738.00			1.03
30-Jun-20	15-Sep-20				24.52	42.68	12.94	40.61	118.04			2.71
Total for LLC			804.64		28.97	96.47	123.63	67.43	1,117.40			3.74
MAQ0277AU - Macquarie Income Opportunities Fund*												
01-Jul-19	01-Jul-19					4.19			4.19			
31-Jul-19	31-Jul-19			28.39	24.42	17.93	3.65	0.03	74.42			
31-Aug-19	31-Aug-19			28.39	24.46	17.89	3.65	0.03	74.42			
30-Sep-19	30-Sep-19			28.39	24.46	17.89	3.65	0.03	74.42			
01-Oct-19	01-Oct-19					4.18			4.18			
31-Oct-19	31-Oct-19			34.23	29.47	21.57	4.41	0.04	89.72			
30-Nov-19	30-Nov-19			34.23	29.47	21.57	4.41	0.04	89.72			
31-Dec-19	31-Dec-19			34.26	29.44	21.57	4.41	0.04	89.72			

INCOME


Account Code: 6094496



Trade Date	Settle Date	Gross Franked Dividends \$	Unfranked Dividends \$	Interest \$	Gross Foreign Income \$	Other Income \$	Trust Capital Gains \$	Non-assessable \$	Cash \$	Imputation Credit \$	Australian Taxes \$	Foreign Taxes \$
02-Jan-20	02-Jan-20					5.13			5.13			
31-Jan-20	31-Jan-20			42.79	36.81	26.97	5.54	0.05	112.16			
29-Feb-20	29-Feb-20			25.67	22.08	16.18	3.30	0.07	67.30			
31-Mar-20	31-Mar-20			7.59	6.53	4.78	0.99	0.01	19.90			
01-Apr-20	01-Apr-20					4.96			4.96			
30-Apr-20	30-Apr-20			15.18	13.06	9.57	1.97	0.02	39.80			
31-May-20	31-May-20			30.37	26.13	19.14	3.93	0.04	79.61			
30-Jun-20	30-Jun-20			377.23	324.56	237.76	48.66	0.51	988.72			
Total for MAQ0277AU				686.72	590.89	451.28	88.57	0.91	1,818.37			
MAQ0640AU - Macquarie Asia New Stars No1 Fund*												
01-Jul-19	01-Jul-19					59.48			59.48			
01-Oct-19	01-Oct-19					53.64			53.64			
02-Jan-20	02-Jan-20					66.14			66.14			
01-Apr-20	01-Apr-20					62.67			62.67			
30-Jun-20	30-Jun-20				718.34				560.99			157.35
Total for MAQ0640AU					718.34	241.93			802.92			157.35
VEQ - Vgd Ftse Eur Shares*												
01-Oct-19	16-Oct-19			0.25	447.25	0.06	14.76		386.50			75.82
02-Jan-20	17-Jan-20			0.05	499.94	0.03	42.98		458.33			84.67
01-Apr-20	20-Apr-20				364.29	0.13	96.68		397.62			63.48
30-Jun-20	16-Jul-20				265.39	0.45	209.76		430.84			44.76
Total for VEQ				0.30	1,576.87	0.67	364.18		1,673.29			268.73
Total TRUST INCOME		21.15	806.56	1,151.16	4,799.72	1,081.06	2,086.92	106.50	9,311.86	8.63		732.58

INTEREST

AAA - Betasharescashetf*												
01-Aug-19	16-Aug-19			84.01				1.07	85.08			
02-Sep-19	17-Sep-19			133.54				1.70	135.24			
01-Oct-19	16-Oct-19			137.66				1.75	139.41			
01-Nov-19	18-Nov-19			116.74				1.49	118.23			

Security Code	Security Name	Quantity	Unit Cost	Total Cost	Price	Market Value	Asset %
			\$	\$	\$	\$	%
IOF0145AU	Janus Henderson Tactical Income Fund	33,474.2166	1.07	35,874.36	1.07	35,951.31	3.44%
MAQ0277AU	Macquarie Income Opportunities Fund	39,804.90	1.02	40,627.26	0.97	38,662.50	3.69%
						74,613.81	7.13%
Cash							
CORPACT	Corporate Action Applications Account	29,620.00	1.00	29,620.00	1.00	29,620.00 	2.83%
DIVACC	Dividend & Distribution Accrual Account	7,641.88	1.00	7,641.88	1.00	7,641.88	0.73%
MACQA*	Macquarie CMA	60,050.82	1.00	60,050.82	1.00	60,050.82	5.74%
						97,312.70	9.30%
Total Portfolio						1,046,424.79	100.00%

* Due to the cash balance in the above Portfolio Valuation Report incorporating unsettled ASX transactions the balance may differ from the actual balance held in your Macquarie Cash Management Trust. For the correct balance of your Macquarie Cash Management Trust as at the day of this report, please refer to ELSTON CAPITAL TRANSACTIONS REPORT.

TBI GROUP PTY LTD
<TBI INVESTMENTS SUPERANNUATION FUND>
5 PELICAN STREET
VICTORIA POINT, QLD 4165

A/C 6094496
Period Ending June 30 2020

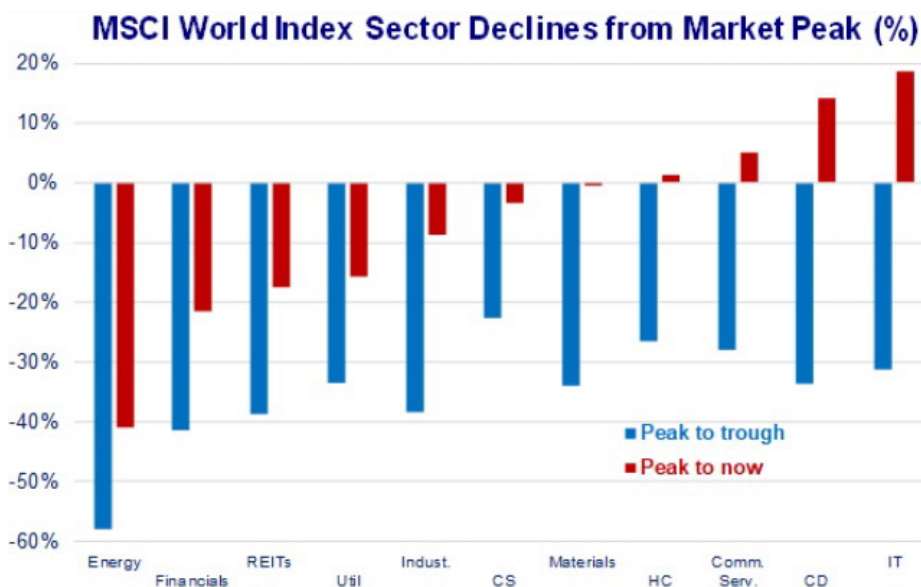
Dear Trudee,

Last financial year was truly tumultuous, a year punctuated by greed and fear. Share markets globally kicked off the year in style, with the local index finally recovering all its losses from the global financial crisis, and then going on to reclaim a new record high after more than 11 years. The good mood lasted until late February, then fear took hold as pandemic concerns brought large parts of the global economy to an abrupt halt. Share prices tumbled at lightning speed, as did those of commodities (other than gold), infrastructure and property. Given worries around corporate profits, corporate bond prices also declined, with riskier, junk-rated bonds falling more than investment grade rated companies. About the only bright spot was government bonds which rose in price on central bank measures and the worsening outlook. Needless to say, the debate moved on from whether there will be a recession, to how deep and long it will be.

Against a backdrop of economies heading into recession, surging unemployment and falling company profits, it is unsurprising that central banks threw the proverbial kitchen sink at the problem, cutting rates to their lower bounds and expanding asset purchase programmes. In the US, the Fed programme even included providing support for investment grade corporates. Governments around the world also stepped up with various measures including commitments to pay worker’s wages during shutdowns, such as the JobKeeper here in Australia. With many unanswered questions around the pace and shape of recovery following significant damage to the global economy, central banks appear to have little option but to keep policy rates at or near zero and government bond yields extremely low. Ultimately this should provide continued support to growth assets when the hunt for yield finally resumes. Further stimulus to support households and businesses is likely also required, with countries like Australia reasonably well positioned to fund the needed spending. Despite the need, further stimulus is of course not a certainty with politics always a risk as highlighted by the inability of US policymakers to agree on a much-needed new package.

Despite uncertainty around the shape of the recovery, we do feel the worst of the global recession is likely behind us, assuming a second wave of infections is contained. It is however important to distinguish between the growth rate which is expected to show sharp improvement, and the level of economic activity which will likely remain below pre-pandemic levels into at least 2022.

With markets forward looking it is no real surprise that investors have chosen to look past 2020 and focus instead on the rebound in both economic activity and corporate profits in 2021 and beyond. Somewhat surprising though has been the pace of the overall rebound in equity markets, one of the fastest in history. Very surprising has been the massive divergence in sector performances during this rally (shown below), due to very narrow market leadership which in the US saw only 20% of stocks outperforming the index at the end of August.



Source: Bloomberg, Perpetual Investments. As at 31 August 2020

The same broad theme is playing out here in Australia too as investors appear to be clamouring to invest in businesses deemed to have “structural growth” drivers and as a result are not reliant on growth from the broader economy to drive profits. And they are prepared to pay up based on great expectations for an uncertain future where things can and often do go wrong. The obvious example is the information technology sector here, which at the time of writing is trading on the highest absolute valuation in its history, more than 100x next years estimated earnings (excluding Computershare from the index). This is more than 3x that of the US information technology sector, which in recent years has delivered much faster and more reliable earnings growth, thanks in part to some dominant global monopolies.

At Elston we recognise that there are tailwinds for sectors like technology whose role in our lives will continue to increase, but our process includes continually balancing up the prospective earnings growth of a business with the price paid for that forecast growth in profit, because the price paid in our view does ultimately matter. We deliberately avoid expensive stocks, acknowledging that they may go up. So why are we comfortable missing out on what we view irrational exuberance? A good example of this is Microsoft during the dot-com bubble. This was a fantastic business back then and remains one today, but at one stage it was trading at a peak earnings multiple of around 85x. Investors that bought this quality company at those sky-high multiples unfortunately had to wait more than 15 years before the share price traded back to levels reached in December 1999, despite the company growing profits during this period. That is because sentiment shifted, and investors adjusted what they were prepared to pay for that uncertain growth - by 2011 it was less than 10 times future earnings.

We will always stick to our process, focus on our investment horizon of 3 years plus and never speculate with client capital. Maintaining a margin of safety when valuing a business to ensure adequate compensation for the risk taken is critical. When investing client capital, we must be reasonably compensated for the operational and financial risk taken on. If a business is not making a profit or paying a dividend, then what is the return investors are receiving?

As such, despite a difficult period we remain comfortable with a diversified portfolio that includes well established companies like Amcor, Brambles, Telstra, Macquarie and Woolworths that generate decent cash flows and dividends for shareholders, companies like Flight Centre and Sydney Airport currently severely impacted by Covid-19 travel restrictions but which over our investment horizon will undoubtedly benefit from border restrictions being lifted, and companies like Origin Energy and Woodside that remain profitable despite the unsustainably low oil price.

As always, thank you for support.

Yours sincerely,



Andrew McKie CFA, FFIN
Executive Director
Elston

ANNUAL PORTFOLIO REPORT

The Annual Portfolio Report contains the following Sub-Reports. Please note, although we can give you information about your investments, we are unable to give you comprehensive tax advice. The taxation position described in this Report should only be used as a guide. You should seek independent professional tax advice on any taxation matters.

PORTFOLIO VALUATION REPORT

The Portfolio Valuation report is a snapshot of your portfolio as at the end of the Financial Year. It details the quantity, averaged unit cost, market price and market value of each holding within the portfolio.

ASSET ALLOCATION SUMMARY REPORT

In the Asset Allocation Summary Report, the portfolio is broken down into the exposure of the seven main asset classes, both in dollar value and percentage. These include Australian Equities, International Equities, Australian Listed Property, Global Infrastructure, Australian Fixed Interest, International Fixed Interest and Cash. There is also a further breakdown into the exposure to the various industry groups.

PORTFOLIO SUMMARY REPORT

The Portfolio Summary Report summarises the portfolio value and income yield for the Financial Year. The Portfolio Summary Report also shows the Portfolio Annualised Returns since inception compared to the Annualised Composite Benchmark since inception. The method used for calculating performance is the Time Weighted Rate of Return. This performance method equally weights the returns for each monthly performance period and compounds these returns in calculating the portfolio's performance. These returns are then Annualised to show an Annual Return since inception.

CAPITAL TRANSACTIONS REPORT

This Capital Transactions Report covers the purchase and sale details of the securities held within the portfolio for the reporting period, including the trade value of each trade and the transaction costs including GST. It also provides a summary of the corporate actions that were applied to the portfolio over the reporting period.

ADDITIONS AND WITHDRAWALS REPORT

The Additions and Withdrawals Report shows the funds added into and removed from the portfolio over the reporting period.

INCOME AND EXPENSE REPORT

For the reporting period, the Income Report details the investment income and bank interest received, including any tax credits received and withholding tax deducted. The Expense Report outlines the portfolio management expenses incurred.

TRUST DISTRIBUTION STATEMENTS

The Trust Distribution Statements provide tax information on distributions made by each Trust investment or Stapled Security to the portfolio over the Financial Year. Depending on whether the Trust has elected into AMIT regime, Trust Distribution Statements are grouped into AMIT (where an AMMA Statement is provided) and non-AMIT (where an Annual Tax Statement/SDS is provided). The summary pages provide a total of all statements for each group respectively.

CASH TRANSACTIONS REPORT

The Cash Transaction Report provides information on 3 cash (based) accounts, Corporate Action Applications Account, Dividend & Distribution Accrual Account and Macquarie Cash Management Trust Account. Corporate Action Applications Account and Dividend & Distribution Accrual Account are both equivalent to reconciliation accounts that provide transactions of corporate actions and dividend & distributions on accrual and cash settlement basis; Macquarie Cash Management Trust Account shows cash transactions of the investment portfolio's bank account for the Financial Year.

REPORT CONTENTS

Account Code: 6094496



REALISED CAPITAL GAINS REPORT

The Realised Capital Gains Report details the capital gains and losses position for each of the securities that have been disposed over the Financial Year. Please note, the Reduced Cost Base for securities under AMIT regime is only adjusted by Other Non-assessable Amounts that are disclosed in AMMA Statement. In the case where there is a variance between Other Non-assessable Amounts and AMIT Cost Base Adjustment, you should refer to the AMIT Cost Base Adjustment disclosed in the AMMA Statement to determine the Capital Gains Tax (CGT) position.

PORTFOLIO VALUATION

As At: 30 June 2020



ELSTON

Account Name: TBI GROUP PTY LTD
<TBI INVESTMENTS SUPERANNUATION FUND>


Security Code	Security Name	Quantity	Unit Cost	Total Cost	Price	Market Value	Asset %
			\$	\$	\$	\$	%
Australian Equities							
Communication Services							
SEK	Seek	1,610.00	16.97	27,324.83	21.89	35,242.90	3.37%
TLS	Telstra Corporation	7,950.00	3.00	23,814.66	3.13	24,883.50	2.38%
Consumer Discretionary							
ALL	Aristocrat Leisure	1,060.00	21.84	23,155.60	25.50	27,030.00	2.58%
FLT	Flight Centre Travel Group	2,250.00	12.50	28,130.23	11.12	25,020.00	2.39%
TAH	TABCORP Holdings	5,300.00	4.67	24,747.23	3.38	17,914.00	1.71%
WES	Wesfarmers	640.00	31.94	20,444.04	44.83	28,691.20	2.74%
Consumer Staples							
TWE	Treasury Wine Estates	2,300.00	9.77	22,479.49	10.48	24,104.00	2.30%
Energy							
BPT	Beach Energy Limited	19,600.00	2.08	40,825.25	1.52	29,792.00	2.85%
WPL	Woodside Petroleum	330.00	21.85	7,211.79	21.65	7,144.50	0.68%
Financials							
AMP	AMP	25,000.00	2.04	51,020.83	1.86	46,375.00	4.43%
MQG	Macquarie Group	330.00	99.53	32,846.16	118.60	39,138.00	3.74%
PDL	Pendal Group	5,000.00	7.66	38,308.22	5.97	29,850.00	2.85%
VUK	Virgin Money UK PLC	20,900.00	1.87	39,168.86	1.66	34,589.50	3.31%
Industrials							
BXB	Brambles	2,475.00	10.19	25,227.21	10.87	26,903.25	2.57%
RWC	Reliance Worldwide	8,200.00	3.53	28,925.17	2.94	24,108.00	2.30%
SYD	Sydney Airport	3,400.00	5.52	18,777.11	5.67	19,278.00	1.84%
Materials							
BHP	BHP Billiton	700.00	22.16	15,512.39	35.82	25,074.00	2.40%
JHX	James Hardie Industries	920.00	16.78	15,434.61	27.52	25,318.40	2.42%
RIO	Rio Tinto	220.00	67.27	14,800.42	97.96	21,551.20	2.06%
						512,007.45	48.93%
International Equities							
MAQ0640AU	Macquarie Asia New Stars 1	53,056.01	1.50	79,543.47	1.30	68,845.48	6.58%
UBS8018AU	UBS Emerging Markets Fund	23,648.9788	1.02	24,200.00	1.07	25,207.45	2.41%
FUEL	Betashares Global Energy Companies ETF	12,185.00	3.72	45,303.28	3.60	43,866.00	4.19%
IHVV	iShares S&P500 AUD Hedged	215.00	342.82	73,705.54	372.57	80,102.55	7.65%
VEQ	Vanguard Ftse Europe ETF	780.00	52.87	41,237.20	52.85	41,223.00	3.94%
						259,244.48	24.77%
Australian Listed Property							
LLC	Lendlease	5,390.00	12.22	65,840.30	12.37	66,674.30	6.37%
						66,674.30	6.37%
Global Infrastructure							
BFL0019AU	4D Global Infrastructure	26,590.1218	1.55	41,212.92	1.38	36,572.05	3.49%
						36,572.05	3.49%
Diversified Fixed Interest							

Security Code	Security Name	Quantity	Unit Cost \$	Total Cost \$	Price \$	Market Value \$	Asset %
IOF0145AU	Janus Henderson Tactical Income Fund	33,474.2166	1.07	35,874.36	1.07	35,951.31	3.44%
MAQ0277AU	Macquarie Income Opportunities Fund	39,804.90	1.02	40,627.26	0.97	38,662.50	3.69%
						74,613.81	7.13%
Cash							
CORPACT	Corporate Action Applications Account	29,620.00	1.00	29,620.00	1.00	29,620.00	2.83%
DIVACC	Dividend & Distribution Accrual Account	7,641.88	1.00	7,641.88	1.00	7,641.88	0.73%
MACQA*	Macquarie CMA	60,050.82	1.00	60,050.82	1.00	60,050.82	5.74%
						97,312.70	9.30%
Total Portfolio						1,046,424.79	100.00%

* Due to the cash balance in the above Portfolio Valuation Report incorporating unsettled ASX transactions, the balance may differ from the actual balance held in your Macquarie Cash Management Trust. For the correct balance of your Macquarie Cash Management Trust as at the day of this report, please refer to ELSTON CAPITAL TRANSACTIONS REPORT.

ASSET ALLOCATION SUMMARY

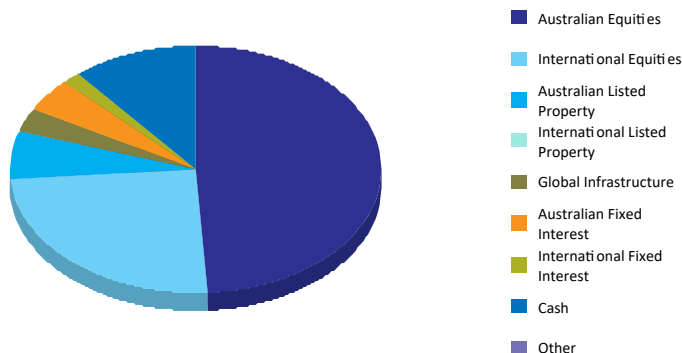
As At: 30 June 2020



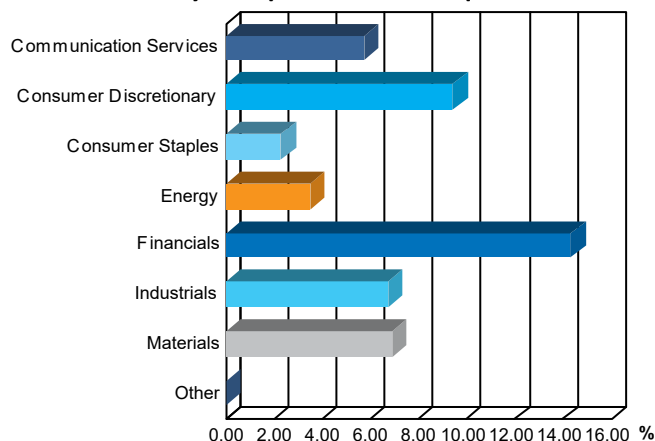
ELSTON

Account Name: TBI GROUP PTY LTD
<TBI INVESTMENTS SUPERANNUATION FUND>

Allocation by Asset Class



Industry Group in Australian Equities



Asset Class	Market Value \$	Asset %	Benchmark Allocation	Variance
Australian Equities	512,007.45	48.93%	53.00%	-4.07%
Communication Services	60,126.40	5.75%		
Consumer Discretionary	98,655.20	9.43%		
Consumer Staples	24,104.00	2.30%		
Energy	36,936.50	3.53%		
Financials	149,952.50	14.33%		
Industrials	70,289.25	6.72%		
Materials	71,943.60	6.88%		
International Equities	257,271.61	24.59%	20.00%	4.59%
International Equities	257,271.61	24.59%		
Australian Listed Property	66,674.30	6.37%	7.00%	-0.63%
Australian Listed Property	66,674.30	6.37%		
Global Infrastructure	33,284.22	3.18%	5.00%	-1.82%
Global Infrastructure	33,284.22	3.18%		
Australian Fixed Interest	46,752.31	4.47%	5.00%	-0.53%
Australian Fixed Interest	46,752.31	4.47%		
International Fixed Interest	16,861.56	1.61%	5.00%	-3.39%
International Fixed Interest	16,861.56	1.61%		
Cash	113,573.34	10.85%	5.00%	5.85%
Cash	97,312.70	9.30%		
Cash in Managed Funds	16,260.64	1.55%		
Total Portfolio	1,046,424.79	100.00%	100.00%	0.00%

PORTFOLIO SUMMARY

From 1 July 2019 through 30 June 2020

Account Name: TBI GROUP PTY LTD
<TBI INVESTMENTS SUPERANNUATION FUND>



	Value for Period	
	Inception to Date From 7 Jun 2017 through 30 Jun 2020	Period to Date From 1 Jul 2019 to 30 Jun 2020
Portfolio Value at start of period	896,859.19	1,065,450.21
Net Client Adds/Wdls from period	73,076.82	27,239.51
Market Value at end of period	1,046,424.79	1,046,424.79


Income Summary for Period From 1 Jul 2019 to 30 Jun 2020		
	Value	Yield
Income Received *	30,806.38	2.89%
Franking and Withholding Tax Credits *	7,877.25	0.74%
Total Gross Income for Period *	38,683.63	3.63%

* The Yield is calculated with the denominator based off of the average Portfolio Value for the period reported on. This provides a consistent basis for income yields to be calculated and reported on.

CAPITAL TRANSACTIONS

From 1 July 2019 Through 30 June 2020

Account Name: TBI GROUP PTY LTD
<TBI INVESTMENTS SUPERANNUATION FUND>



ELSTON

Trade Date	Settlement Date	Buy/Sell	Security Code	Security Name	Units	Price \$	Trade Value \$	Trans. Cost \$	GST \$	Total Cost \$	Net Proceeds \$
PURCHASES & SALES											
07-Aug-2019	09-Aug-2019	SELL	BXB	BRAMBLES LIMITED	-495	12.9114	6,391.14	22.50	2.25		6,366.39
07-Aug-2019	09-Aug-2019	SELL	WES	WESFARMERS LIMITED	-160	38.6829	6,189.26	22.50	2.25		6,164.51
28-Aug-2019	30-Aug-2019	SELL	LLC	LENDLEASE GROUP FULLY PAID ORDINARY/UNITS STAPLED SECURITIES	-610	16.8399	10,272.34	22.50	2.25		10,247.59
28-Aug-2019	30-Aug-2019	SELL	ALL	ARISTOCRAT LEISURE	-200	29.3755	5,875.10	22.50	2.25		5,850.35
28-Aug-2019	30-Aug-2019	SELL	JHX	JAMES HARDIE INDUST CHESS DEPOSITARY INTERESTS 1:1	-600	22.4046	13,442.76	22.50	2.25		13,418.01
28-Aug-2019	30-Aug-2019	BUY	AMP	AMP LIMITED	3,500	1.6357	5,724.95	22.50	2.25	5,749.70	
29-Aug-2019	02-Sep-2019	SELL	MQG	MACQUARIE GROUP LTD	-50	122.5888	6,129.44	22.50	2.25		6,104.69
29-Aug-2019	02-Sep-2019	BUY	PDL	PENDAL GROUP LTD	925	6.5457	6,054.77	22.50	2.25	6,079.52	
30-Aug-2019	03-Sep-2019	BUY	AAA	BETASHARESCASHETF EXCHANGE TRADED FUND UNITS FULLY PAID	840	50.1370	42,115.08	25.13	2.51	42,142.72	
13-Sep-2019	16-Sep-2019	SELL	IVV	ISHARES S&P 500 ETF	-110	440.3651	48,440.16	27.03	2.70		48,410.43
13-Sep-2019	16-Sep-2019	BUY	IHVV	ISHS S&P500AUDHEDGED EXCHANGE TRADED FUND UNITS FULLY PAID	125	376.1530	47,019.13	26.61	2.66	47,048.40	
16-Sep-2019	18-Sep-2019	SELL	MQG	MACQUARIE GROUP LTD	-120	129.4501	15,534.01	22.50	2.25		15,509.26
25-Sep-2019	27-Sep-2019	SELL	ALD	AMPOL LIMITED	-1,220	25.3331	30,906.38	22.50	2.25		30,881.63
25-Sep-2019	27-Sep-2019	BUY	WPL	WOODSIDE PETROLEUM	160	32.0845	5,133.52	22.50	2.25	5,158.27	
25-Sep-2019	27-Sep-2019	BUY	VUK	VIRGIN MONEY UK PLC CDI 1:1 FOREIGN EXEMPT LSE	9,400	2.1118	19,850.92	22.50	2.25	19,875.67	
18-Oct-2019	18-Oct-2019	BUY	MAQ02 77AU	MACQUARIE INCOME OPPORTUNITIES FUND	7,644.69	1.0177	7,780.00			7,780.00	
25-Oct-2019	29-Oct-2019	SELL	SEK	SEEK LIMITED	-330	22.0464	7,275.31	22.50	2.25		7,250.56
04-Nov-2019	06-Nov-2019	SELL	OSH	OIL SEARCH LTD 10 TOEA ORDINARY FULLY PAID	-3,350	7.2409	24,257.02	22.50	2.25		24,232.27
04-Nov-2019	06-Nov-2019	BUY	BPT	BEACH ENERGY LIMITED	11,200	2.3891	26,757.92	22.50	2.25	26,782.67	
08-Nov-2019	12-Nov-2019	SELL	FMG	FORTESCUE METALS GROUP	-875	9.5491	8,355.46	22.50	2.25		8,330.71
08-Nov-2019	12-Nov-2019	SELL	RWC	RELIANCE WORLDWIDE	-1,650	4.2708	7,046.82	22.50	2.25		7,022.07
18-Nov-2019	20-Nov-2019	SELL	ORG	ORIGIN ENERGY	-1,000	8.2400	8,240.00	22.50	2.25		8,215.25
10-Dec-2019	10-Dec-2019	BUY	MAQ06 40AU	MACQUARIE ASIA NEW STARS NO1 FUND	11,706.96	1.3650	15,980.00			15,980.00	
16-Dec-2019	18-Dec-2019	BUY	AAA	BETASHARESCASHETF EXCHANGE TRADED FUND UNITS FULLY PAID	145	50.1000	7,264.50	22.50	2.25	7,289.25	
16-Dec-2019	18-Dec-2019	BUY	BXB	BRAMBLES LIMITED	445	12.2250	5,440.13	22.50	2.25	5,464.88	
16-Dec-2019	18-Dec-2019	BUY	LLC	LENDLEASE GROUP FULLY PAID ORDINARY/UNITS STAPLED SECURITIES	320	19.4400	6,220.80	22.50	2.25	6,245.55	
16-Dec-2019	18-Dec-2019	BUY	RIO	RIO TINTO LIMITED	45	102.0544	4,592.45	22.50	2.25	4,617.20	
10-Jan-2020	14-Jan-2020	SELL	PDL	PENDAL GROUP LTD	-775	9.0317	6,999.57	22.50	2.25		6,974.82
22-Jan-2020	24-Jan-2020	SELL	FMG	FORTESCUE METALS GROUP	-600	12.6424	7,585.44	22.50	2.25		7,560.69
05-Feb-2020	07-Feb-2020	SELL	ALL	ARISTOCRAT LEISURE	-270	36.7108	9,911.92	22.50	2.25		9,887.17
05-Feb-2020	07-Feb-2020	SELL	JHX	JAMES HARDIE INDUST CHESS DEPOSITARY INTERESTS 1:1	-320	31.6202	10,118.46	22.50	2.25		10,093.71
05-Feb-2020	07-Feb-2020	BUY	FLT	FLIGHT CENTRE TRAVEL	150	40.2884	6,043.26	22.50	2.25	6,068.01	
14-Feb-2020	18-Feb-2020	BUY	BPT	BEACH ENERGY LIMITED	3,200	2.0941	6,701.12	22.50	2.25	6,725.87	

CAPITAL TRANSACTIONS

Account Code: 6094496



Trade Date	Settlement Date	Buy/Sell	Security Code	Security Name	Units	Price \$	Trade Value \$	Trans. Cost \$	GST \$	Total Cost \$	Net Proceeds \$
24-Feb-2020	26-Feb-2020	SELL	AAA	BETASHARESCASHETF EXCHANGE TRADED FUND UNITS FULLY PAID	-705	50.1000	35,320.50	23.10	2.31		35,295.09
27-Feb-2020	27-Feb-2020	BUY	BFL001 9AU	4 DIMENSIONS GLOBAL INFRASTRUCTURE FUND	21,143.75	1.6000	33,830.00			33,830.00	
09-Mar-2020	11-Mar-2020	BUY	FLT	FLIGHT CENTRE TRAVEL	380	24.7808	9,416.70	22.50	2.25	9,441.45	
09-Mar-2020	11-Mar-2020	BUY	WPL	WOODSIDE PETROLEUM	330	21.7789	7,187.04	22.50	2.25	7,211.79	
09-Mar-2020	11-Mar-2020	BUY	PDL	PENDAL GROUP LTD	1,275	5.5468	7,072.17	22.50	2.25	7,096.92	
11-Mar-2020	13-Mar-2020	BUY	ORG	ORIGIN ENERGY	900	6.0418	5,437.62	22.50	2.25	5,462.37	
11-Mar-2020	13-Mar-2020	BUY	VUK	VIRGIN MONEY UK PLC CDI 1:1 FOREIGN EXEMPT LSE	3,250	2.3258	7,558.85	22.50	2.25	7,583.60	
11-Mar-2020	13-Mar-2020	BUY	BPT	BEACH ENERGY LIMITED	5,200	1.4023	7,291.96	22.50	2.25	7,316.71	
13-Mar-2020	23-Mar-2020	SELL	MAQ02 77AU	MACQUARIE INCOME OPPORTUNITIES FUND	-5,064	0.9885	5,005.76				5,005.76
20-Mar-2020	24-Mar-2020	SELL	FMG	FORTESCUE METALS GROUP	-2,725	10.7029	29,165.40	22.50	2.25		29,140.65
20-Mar-2020	24-Mar-2020	BUY	LLC	LENLEASE GROUP FULLY PAID ORDINARY/UNITS STAPLED SECURITIES	890	10.7731	9,588.06	22.50	2.25	9,612.81	
20-Mar-2020	24-Mar-2020	BUY	MQG	MACQUARIE GROUP LTD	45	85.9736	3,868.81	22.50	2.25	3,893.56	
20-Mar-2020	24-Mar-2020	BUY	JHX	JAMES HARDIE INDUST CHESS DEPOSITARY INTERESTS 1:1	420	17.6819	7,426.40	22.50	2.25	7,451.15	
20-Mar-2020	24-Mar-2020	BUY	TWE	TREASURY WINE ESTATE	1,630	9.5893	15,630.56	22.50	2.25	15,655.31	
25-Mar-2020	27-Mar-2020	BUY	AMP	AMP LIMITED	4,200	1.1269	4,732.98	22.50	2.25	4,757.73	
02-Apr-2020	06-Apr-2020	SELL	AAA	BETASHARESCASHETF EXCHANGE TRADED FUND UNITS FULLY PAID	-580	50.0700	29,040.60	22.50	2.25		29,015.85
03-Apr-2020	07-Apr-2020	SELL	VEQ	VGDF FTSE EUR SHARES EXCHANGE TRADED FUND UNITS FULLY PAID	-780	49.9548	38,964.74	24.19	2.42		38,938.13
03-Apr-2020	07-Apr-2020	BUY	IHVV	ISHS S&P500AUDHEDGED EXCHANGE TRADED FUND UNITS FULLY PAID	110	310.5441	34,159.85	22.75	2.28	34,184.88	
07-Apr-2020	09-Apr-2020	BUY	FLT	FLIGHT CENTRE TRAVEL	850	9.9606	8,466.51	22.50	2.25	8,491.26	
08-Apr-2020	20-Apr-2020	SELL	MAQ06 40AU	MACQUARIE ASIA NEW STARS NO1 FUND	-24,360.34	1.1691	28,479.67				28,479.67
14-Apr-2020	16-Apr-2020	SELL	TPM	TPG TELECOM LIMITED	-725	7.6269	5,529.50	22.50	2.25		5,504.75
15-Apr-2020	17-Apr-2020	SELL	AAA	BETASHARESCASHETF EXCHANGE TRADED FUND UNITS FULLY PAID	-300	50.0800	15,024.00	22.50	2.25		14,999.25
16-Apr-2020	20-Apr-2020	BUY	VUK	VIRGIN MONEY UK PLC CDI 1:1 FOREIGN EXEMPT LSE	4,300	1.5001	6,450.43	22.50	2.25	6,475.18	
28-Apr-2020	28-Apr-2020	BUY	BFL001 9AU	4 DIMENSIONS GLOBAL INFRASTRUCTURE FUND	5,438.5321	1.3625	7,410.00			7,410.00	
28-Apr-2020	28-Apr-2020	BUY	UBS801 8AU	UBS EMERGING MARKETS EQUITY FUND	23,648.9788	1.0233	24,200.00			24,200.00	
30-Apr-2020	04-May-2020	SELL	IHVV	ISHS S&P500AUDHEDGED EXCHANGE TRADED FUND UNITS FULLY PAID	-20	360.5975	7,211.95	22.50	2.25		7,187.20
30-Apr-2020	04-May-2020	BUY	ALL	ARISTOCRAT LEISURE	200	25.4905	5,098.10	22.50	2.25	5,122.85	
30-Apr-2020	04-May-2020	BUY	TWE	TREASURY WINE ESTATE	670	10.1484	6,799.43	22.50	2.25	6,824.18	
14-May-2020	18-May-2020	SELL	TPM	TPG TELECOM LIMITED	-2,325	7.1723	16,675.60	22.50	2.25		16,650.85
14-May-2020	18-May-2020	BUY	VUK	VIRGIN MONEY UK PLC CDI 1:1 FOREIGN EXEMPT LSE	3,950	1.3189	5,209.66	22.50	2.25	5,234.41	

CAPITAL TRANSACTIONS

Account Code: 6094496



Trade Date	Settlement Date	Buy/Sell	Security Code	Security Name	Units	Price \$	Trade Value \$	Trans. Cost \$	GST \$	Total Cost \$	Net Proceeds \$
14-May-2020	18-May-2020	BUY	SYD	SYD AIRPORT FULLY PAID ORDINARY/UNITS STAPLED SECURITIES	3,400	5.5154	18,752.36	22.50	2.25	18,777.11	
20-May-2020	22-May-2020	SELL	AAA	BETASHARESCASHETF EXCHANGE TRADED FUND UNITS FULLY PAID	-740	50.0809	37,059.87	23.62	2.36		37,033.89
21-May-2020	25-May-2020	SELL	TAH	TABCORP HOLDINGS LTD	-1,850	3.2084	5,935.54	22.50	2.25		5,910.79
28-May-2020	28-May-2020	BUY	IOF014	JANUS HENDERSON TACTICAL INCOME FUND	9,476.7655	1.0932	10,360.00			10,360.00	
28-May-2020	01-Jun-2020	SELL	FLT	FLIGHT CENTRE TRAVEL	-800	13.6168	10,893.44	22.50	2.25		10,868.69
28-May-2020	01-Jun-2020	SELL	JHX	JAMES HARDIE INDUST CHESS DEPOSITARY INTERESTS 1:1	-290	26.8513	7,786.88	22.50	2.25		7,762.13
15-Jun-2020	17-Jun-2020	SELL	ORG	ORIGIN ENERGY	-5,125	5.6560	28,987.00	22.50	2.25		28,962.25
15-Jun-2020	17-Jun-2020	SELL	WPL	WOODSIDE PETROLEUM	-810	21.1077	17,097.24	22.50	2.25		17,072.49
16-Jun-2020	17-Jun-2020	BUY	FUEL	BETA GLOBAL ENERGY EXCHANGE TRADED FUND UNITS FULLY PAID	12,185	3.7156	45,274.59	26.08	2.61	45,303.28	
Total							1,055,048.91	1,458.51	145.85	504,704.26	550,347.55

Total Purchases & Sales / Market Value of Portfolio

101.01%

*If you traded on ANN, BPT, TAH and/or VEQ throughout the financial year, you may have incurred an external brokerage fee charged to the Macquarie Cash Management Account. For CGT reporting purposes, the cash transaction has been adjusted by removing it from the ELSTON CASH TRANSACTION STATEMENT and is instead reflected in the brokerage fee component of the corresponding capital trade shown in the ELSTON CAPITAL TRANSACTIONS REPORT. The purpose of this is to take the fee into consideration in the CGT position.

CAPITAL TRANSACTIONS

Account Code: 6094496



Trade Date	Settlement Date	Buy/Sell	Security Code	Security Name	Units	Price \$	Total Cost \$	Description
CORPORATE ACTIONS								
Other								
08-May-2020	08-May-2020	BUY	FLT	FLIGHT CENTRE TRAVEL	736	7.2000	5,299.20	1:1.74 Non Renounceable Issue of Shares @ 7.20 AUD per share
08-May-2020	08-May-2020	BUY	FLT	FLIGHT CENTRE TRAVEL	184	7.2000	1,324.80	1:1.74 Non Renounceable Issue of Shares @ 7.20 AUD per share - Additional Shares
					920			
Share Purchase Plan								
04-Jun-2020	04-Jun-2020	BUY	LLC	LENLEASE GROUP FULLY PAID ORDINARY/UNITS STAPLED SECURITIES	2,040	9.8000	20,000.00	Share Purchase Plan - @ AUD 9.80
					2,040			
30-Sep-2019	30-Sep-2019	BUY	MQG	MACQUARIE GROUP LTD	125	120.0000	15,000.00	Share Purchase Plan - @ 120.00 AUD
					125			

CAPITAL TRANSACTIONS

Account Code: 6094496




Trade Date	Settlement Date	Buy/Sell	Security Code	Security Name	Units	Price \$	Trade Value \$	Trans. Cost \$	GST \$	Total Cost \$
DIVIDEND REINVESTMENT										
01-Jul-2019	01-Jul-2019	BUY	MAQ02 77AU*	MACQUARIE INCOME OPPORTUNITIES FUND	4.14	1.0121	4.19			4.19
01-Jul-2019	01-Jul-2019	BUY	MAQ06 40AU*	MACQUARIE ASIA NEW STARS NO1 FUND	44.17	1.3466	59.48			59.48
30-Jul-2019	30-Jul-2019	BUY	IOF014 5AU*	JANUS HENDERSON TACTICAL INCOME FUND	2.9537	1.0834	3.20			3.20
01-Oct-2019	01-Oct-2019	BUY	MAQ02 77AU*	MACQUARIE INCOME OPPORTUNITIES FUND	4.12	1.0146	4.18			4.18
01-Oct-2019	01-Oct-2019	BUY	MAQ06 40AU*	MACQUARIE ASIA NEW STARS NO1 FUND	39.75	1.3494	53.64			53.64
24-Oct-2019	24-Oct-2019	BUY	IOF014 5AU*	JANUS HENDERSON TACTICAL INCOME FUND	2.9438	1.0836	3.19			3.19
02-Jan-2020	02-Jan-2020	BUY	MAQ02 77AU*	MACQUARIE INCOME OPPORTUNITIES FUND	5.05	1.0158	5.13			5.13
02-Jan-2020	02-Jan-2020	BUY	MAQ06 40AU*	MACQUARIE ASIA NEW STARS NO1 FUND	48.07	1.3759	66.14			66.14
24-Jan-2020	24-Jan-2020	BUY	IOF014 5AU*	JANUS HENDERSON TACTICAL INCOME FUND	2.9939	1.0855	3.25			3.25
01-Apr-2020	01-Apr-2020	BUY	MAQ02 77AU*	MACQUARIE INCOME OPPORTUNITIES FUND	5.06	0.9802	4.96			4.96
01-Apr-2020	01-Apr-2020	BUY	MAQ06 40AU*	MACQUARIE ASIA NEW STARS NO1 FUND	56.01	1.1189	62.67			62.67
27-Apr-2020	27-Apr-2020	BUY	IOF014 5AU*	JANUS HENDERSON TACTICAL INCOME FUND	3.1196	1.0835	3.38			3.38
01-Jun-2020	01-Jun-2020	BUY	BFL001 9AU*	4 DIMENSIONS GLOBAL INFRASTRUCTURE FUND	7.8397	1.4133	11.08			11.08
Total							284.49	0.00		284.49

*The units are allocated as a result of management fee rebate from the managed fund.

ADDITIONS AND WITHDRAWALS

From 1 July 2019 Through 30 June 2020

Account Name: TBI GROUP PTY LTD
<TBI INVESTMENTS SUPERANNUATION FUND>



ELSTON

Date	Security Code	Trans. Type	Description	Units	Cost Amount \$	Market Value \$
Additions						
02-Jul-2019	MACQA	Deposit	Rebate of Adviser Commission	7.91	7.91	7.91
04-Jul-2019	MACQA	Deposit	ATO ATO008000010735142	554.27	554.27	554.27
02-Aug-2019	MACQA	Deposit	Rebate of Adviser Commission	9.62	9.62	9.62
03-Sep-2019	MACQA	Deposit	Rebate of Adviser Commission	12.00	12.00	12.00
02-Oct-2019	MACQA	Deposit	Rebate of Adviser Commission	9.19	9.19	9.19
04-Nov-2019	MACQA	Deposit	Rebate of Adviser Commission	10.83	10.83	10.83
03-Dec-2019	MACQA	Deposit	Rebate of Adviser Commission	13.25	13.25	13.25
03-Jan-2020	MACQA	Deposit	Rebate of Adviser Commission	11.10	11.10	11.10
04-Feb-2020	MACQA	Deposit	Rebate of Adviser Commission	8.87	8.87	8.87
03-Mar-2020	MACQA	Deposit	Rebate of Adviser Commission	11.51	11.51	11.51
02-Apr-2020	MACQA	Deposit	Rebate of Adviser Commission	6.00	6.00	6.00
27-Apr-2020	MACQA	Deposit	ATO ATO009000011965451	7,009.10	7,009.10	7,009.10
04-May-2020	MACQA	Deposit	Rebate of Adviser Commission	8.97	8.97	8.97
02-Jun-2020	MACQA	Deposit	Rebate of Adviser Commission	9.23	9.23	9.23
03-Jun-2020	MACQA	Deposit	Transfer - CMH 965265994	25,000.00	25,000.00	25,000.00
23-Jun-2020	MACQA	Deposit	SuperChoice P/L PC170620-059814761	387.66	387.66	387.66
					33,069.51	33,069.51
Withdrawals						
16-Jul-2019	MACQA	Withdrawal	Herron Accountants Inv	2,915.00	2,915.00	2,915.00
21-Apr-2020	MACQA	Withdrawal	Herron Accountants Inv	2,915.00	2,915.00	2,915.00
					-5,830.00	-5,830.00

INCOME

From 1 July 2019 Through 30 June 2020

Account Name: TBI GROUP PTY LTD
<TBI INVESTMENTS SUPERANNUATION FUND>



Trade Date	Settle Date	Gross Franked Dividends \$	Unfranked Dividends \$	Interest \$	Gross Foreign Income \$	Other Income \$	Trust Capital Gains \$	Non-assessable \$	Cash \$	Imputation Credit \$	Australian Taxes \$	Foreign Taxes \$
DIVIDENDS												
ALD - Ampol Limited												
09-Sep-19	04-Oct-19	557.71							390.40	167.31		
Total for ALD		557.71							390.40	167.31		
ALL - Aristocrat Leisure												
29-May-19	02-Jul-19	418.00							292.60	125.40		
28-Nov-19	17-Dec-19	548.86							384.20	164.66		
Total for ALL		966.86							676.80	290.06		
BHP - BHP Group Limited												
05-Sep-19	25-Sep-19	1,137.03							795.92	341.11		
05-Mar-20	24-Mar-20	994.04							695.83	298.21		
Total for BHP		2,131.07							1,491.75	639.32		
BPT - Beach Energy Limited												
27-Feb-20	31-Mar-20	205.71							144.00	61.71		
Total for BPT		205.71							144.00	61.71		
BXB - Brambles Limited												
11-Sep-19	10-Oct-19	126.15	206.05						294.35	37.85		
14-Oct-19	22-Oct-19							243.60	243.60			
14-Oct-19	22-Oct-19		345.10						345.10			
11-Mar-20	09-Apr-20	141.92	231.81						331.16	42.57		
Total for BXB		268.07	782.96					243.60	1,214.21	80.42		
FLT - Flight Centre Travel												
12-Sep-19	11-Oct-19	1,050.00							735.00	315.00		
Total for FLT		1,050.00							735.00	315.00		
FMG - Fortescue Metals Group												
02-Sep-19	02-Oct-19	1,440.00							1,008.00	432.00		
02-Mar-20	06-Apr-20	2,958.57							2,071.00	887.57		
Total for FMG		4,398.57							3,079.00	1,319.57		

INCOME

Account Code: 6094496



Trade Date	Settle Date	Gross Franked Dividends \$	Unfranked Dividends \$	Interest \$	Gross Foreign Income \$	Other Income \$	Trust Capital Gains \$	Non-assessable \$	Cash \$	Imputation Credit \$	Australian Taxes \$	Foreign Taxes \$
JHX - James Hardie Indust												
05-Jun-19	02-Aug-19				637.51				510.01			127.50
15-Nov-19	20-Dec-19				162.98				130.38			32.60
Total for JHX					800.49				640.39			160.10
MQG - Macquarie Group Ltd												
13-May-19	03-Jul-19	763.71	653.40						1,188.00	229.11		
11-Nov-19	18-Dec-19	407.14	427.50						712.50	122.14		
Total for MQG		1,170.85	1,080.90						1,900.50	351.25		
ORG - Origin Energy												
02-Sep-19	27-Sep-19	1,119.64							783.75	335.89		
02-Mar-20	27-Mar-20	905.36							633.75	271.61		
Total for ORG		2,025.00							1,417.50	607.50		
OSH - Oil Search Ltd												
03-Sep-19	24-Sep-19		245.65						245.65			
Total for OSH			245.65						245.65			
PDL - Pandal Group Ltd												
05-Dec-19	19-Dec-19	160.71	1,012.50						1,125.00	48.21		
Total for PDL		160.71	1,012.50						1,125.00	48.21		
RIO - Rio Tinto Limited												
08-Aug-19	19-Sep-19	547.70							383.39	164.31		
08-Aug-19	19-Sep-19	221.26							154.88	66.38		
05-Mar-20	16-Apr-20	1,099.18							769.43	329.75		
Total for RIO		1,868.14							1,307.70	560.44		
RWC - Reliance Worldwide												
10-Sep-19	11-Oct-19	703.57							492.50	211.07		
Total for RWC		703.57							492.50	211.07		
SEK - Seek Limited												
11-Sep-19	03-Oct-19	609.71							426.80	182.91		
Total for SEK		609.71							426.80	182.91		

INCOME

Account Code: 6094496



Trade Date	Settle Date	Gross Franked Dividends \$	Unfranked Dividends \$	Interest \$	Gross Foreign Income \$	Other Income \$	Trust Capital Gains \$	Non-assessable \$	Cash \$	Imputation Credit \$	Australian Taxes \$	Foreign Taxes \$
TAH - TABCORP Holdings Ltd												
21-Aug-19	20-Sep-19	1,123.57							786.50	337.07		
24-Feb-20	18-Mar-20	1,123.57							786.50	337.07		
Total for TAH		2,247.14							1,573.00	674.14		
TLS - Telstra Corporation.												
28-Aug-19	26-Sep-19	567.86							397.50	170.36		
28-Aug-19	26-Sep-19	340.71							238.50	102.21		
26-Feb-20	27-Mar-20	567.86							397.50	170.36		
26-Feb-20	27-Mar-20	340.71							238.50	102.21		
Total for TLS		1,817.14							1,272.00	545.14		
TPM - TPG Telecom Limited												
14-Oct-19	19-Nov-19	87.14							61.00	26.14		
09-Apr-20	19-May-20	130.71							91.50	39.21		
Total for TPM		217.85							152.50	65.35		
WES - Wesfarmers Limited												
30-Aug-19	09-Oct-19	713.14							499.20	213.94		
24-Feb-20	31-Mar-20	685.71							480.00	205.71		
Total for WES		1,398.85							979.20	419.65		
WPL - Woodside Petroleum												
26-Aug-19	20-Sep-19	494.36							346.05	148.31		
24-Feb-20	20-Mar-20	961.95							673.37	288.58		
Total for WPL		1,456.31							1,019.42	436.89		
Total DIVIDENDS		23,253.26	3,122.01		800.49				243.60	20,283.32	6,975.94	160.10

TRUST INCOME

BFL0019AU - 4 Dimensions Global Infrastructure Fund*												
31-Mar-20	31-Mar-20			0.37	81.37				59.83			21.91
01-Jun-20	01-Jun-20					11.08			11.08			
30-Jun-20	30-Jun-20	0.02			278.76	0.05	122.96	38.16	410.93	0.01		29.01

INCOME

Account Code: 6094496



Trade Date	Settle Date	Gross Franked Dividends \$	Unfranked Dividends \$	Interest \$	Gross Foreign Income \$	Other Income \$	Trust Capital Gains \$	Non-assessable \$	Cash \$	Imputation Credit \$	Australian Taxes \$	Foreign Taxes \$
Total for BFL0019AU		0.02		0.37	360.13	11.13	122.96	38.16	481.84	0.01		50.92
FUEL - Beta Global Energy*												
30-Jun-20	16-Jul-20				847.48				758.94			88.54
Total for FUEL					847.48				758.94			88.54
IHVV - iShs S&P500AUDHedged*												
30-Jun-20	13-Jul-20			0.04	506.83		1,215.20		1,558.77			163.30
Total for IHVV				0.04	506.83		1,215.20		1,558.77			163.30
IOF0145AU - Janus Henderson Tactical Income Fund*												
30-Jul-19	30-Jul-19					3.20			3.20			
30-Sep-19	30-Sep-19	0.18	0.03	19.07	4.91	13.92			38.11			
24-Oct-19	24-Oct-19					3.19			3.19			
31-Dec-19	31-Dec-19	1.15	0.23	74.01	5.38	23.85			104.62			
24-Jan-20	24-Jan-20					3.25			3.25			
31-Mar-20	31-Mar-20	0.46	0.08	14.43	7.78	29.48			52.23			
27-Apr-20	27-Apr-20					3.38			3.38			
30-Jun-20	30-Jun-20	19.34	1.58	356.22	152.14	199.31	172.38		892.35	8.62		
Total for IOF0145AU		21.13	1.92	463.73	170.21	279.58	172.38		1,100.33	8.62		
LLC - Lendlease Group*												
23-Aug-19	16-Sep-19		261.36						261.36			
27-Feb-20	17-Mar-20		543.28		4.45	53.79	110.69	26.82	738.00			1.03
30-Jun-20	15-Sep-20				24.52	42.68	12.94	40.61	118.04			2.71
Total for LLC			804.64		28.97	96.47	123.63	67.43	1,117.40			3.74
MAQ0277AU - Macquarie Income Opportunities Fund*												
01-Jul-19	01-Jul-19					4.19			4.19			
31-Jul-19	31-Jul-19			28.39	24.42	17.93	3.65	0.03	74.42			
31-Aug-19	31-Aug-19			28.39	24.46	17.89	3.65	0.03	74.42			
30-Sep-19	30-Sep-19			28.39	24.46	17.89	3.65	0.03	74.42			
01-Oct-19	01-Oct-19					4.18			4.18			
31-Oct-19	31-Oct-19			34.23	29.47	21.57	4.41	0.04	89.72			
30-Nov-19	30-Nov-19			34.23	29.47	21.57	4.41	0.04	89.72			
31-Dec-19	31-Dec-19			34.26	29.44	21.57	4.41	0.04	89.72			

INCOME

Account Code: 6094496



Trade Date	Settle Date	Gross Franked Dividends \$	Unfranked Dividends \$	Interest \$	Gross Foreign Income \$	Other Income \$	Trust Capital Gains \$	Non-assessable \$	Cash \$	Imputation Credit \$	Australian Taxes \$	Foreign Taxes \$
02-Jan-20	02-Jan-20					5.13			5.13			
31-Jan-20	31-Jan-20			42.79	36.81	26.97	5.54	0.05	112.16			
29-Feb-20	29-Feb-20			25.67	22.08	16.18	3.30	0.07	67.30			
31-Mar-20	31-Mar-20			7.59	6.53	4.78	0.99	0.01	19.90			
01-Apr-20	01-Apr-20					4.96			4.96			
30-Apr-20	30-Apr-20			15.18	13.06	9.57	1.97	0.02	39.80			
31-May-20	31-May-20			30.37	26.13	19.14	3.93	0.04	79.61			
30-Jun-20	30-Jun-20			377.23	324.56	237.76	48.66	0.51	988.72			
Total for MAQ0277AU				686.72	590.89	451.28	88.57	0.91	1,818.37			
MAQ0640AU - Macquarie Asia New Stars No1 Fund*												
01-Jul-19	01-Jul-19					59.48			59.48			
01-Oct-19	01-Oct-19					53.64			53.64			
02-Jan-20	02-Jan-20					66.14			66.14			
01-Apr-20	01-Apr-20					62.67			62.67			
30-Jun-20	30-Jun-20				718.34				560.99			157.35
Total for MAQ0640AU					718.34	241.93			802.92			157.35
VEQ - Vgd Ftse Eur Shares*												
01-Oct-19	16-Oct-19			0.25	447.25	0.06	14.76		386.50			75.82
02-Jan-20	17-Jan-20			0.05	499.94	0.03	42.98		458.33			84.67
01-Apr-20	20-Apr-20				364.29	0.13	96.68		397.62			63.48
30-Jun-20	16-Jul-20				265.39	0.45	209.76		430.84			44.76
Total for VEQ				0.30	1,576.87	0.67	364.18		1,673.29			268.73
Total TRUST INCOME		21.15	806.56	1,151.16	4,799.72	1,081.06	2,086.92	106.50	9,311.86	8.63		732.58

INTEREST

AAA - Betasharescashetf*												
01-Aug-19	16-Aug-19			84.01				1.07	85.08			
02-Sep-19	17-Sep-19			133.54				1.70	135.24			
01-Oct-19	16-Oct-19			137.66				1.75	139.41			
01-Nov-19	18-Nov-19			116.74				1.49	118.23			

INCOME

Account Code: 6094496




Trade Date	Settle Date	Gross Franked Dividends \$	Unfranked Dividends \$	Interest \$	Gross Foreign Income \$	Other Income \$	Trust Capital Gains \$	Non-assessable \$	Cash \$	Imputation Credit \$	Australian Taxes \$	Foreign Taxes \$
02-Dec-19	17-Dec-19			107.76				1.37	109.13			
02-Jan-20	17-Jan-20			123.17				1.57	124.74			
03-Feb-20	18-Feb-20			118.14				1.51	119.65			
02-Mar-20	17-Mar-20			74.28				0.95	75.23			
01-Apr-20	20-Apr-20			65.07				0.83	65.90			
01-May-20	18-May-20			22.05				0.28	22.33			
Total for AAA				982.42				12.52	994.94			
MACQA - Macquarie Cash Management Trust Account												
31-Jul-19	31-Jul-19			28.58					28.58			
30-Aug-19	30-Aug-19			35.05					35.05			
30-Sep-19	30-Sep-19			26.17					26.17			
31-Oct-19	31-Oct-19			22.46					22.46			
29-Nov-19	29-Nov-19			26.94					26.94			
31-Dec-19	31-Dec-19			22.14					22.14			
31-Jan-20	31-Jan-20			17.14					17.14			
28-Feb-20	28-Feb-20			23.09					23.09			
31-Mar-20	31-Mar-20			7.47					7.47			
30-Apr-20	30-Apr-20			1.79					1.79			
29-May-20	29-May-20			1.89					1.89			
30-Jun-20	30-Jun-20			3.54					3.54			
Total for MACQA				216.26					216.26			
Total INTEREST				1,198.68				12.52	1,211.20			
Grand Total		23,274.41	3,928.57	2,349.84	5,600.21	1,081.06	2,086.92	362.62	30,806.38	6,984.57		892.68

* Further tax information is provided in TRUST DISTRIBUTION STATEMENTS in this Annual Report.

EXPENSES

From 1 July 2019 Through 30 June 2020



ELSTON

Account Name: TBI GROUP PTY LTD
<TBI INVESTMENTS SUPERANNUATION FUND>

Date	Security Code	Transaction Description	Cash Paid \$
Investment and Strategy Advice			
15-Jul-19	MACQA	Jun 19 Investment and Strategy Advice	-955.97
15-Aug-19	MACQA	Jul 19 Investment and Strategy Advice	-1,003.05
13-Sep-19	MACQA	Aug 19 Investment and Strategy Advice	-988.57
15-Oct-19	MACQA	Sep 19 Investment and Strategy Advice	-986.84
15-Nov-19	MACQA	Oct 19 Investment and Strategy Advice	-1,029.32
			-4,963.75
GST on Investment and Strategy Advice			
15-Jul-19	MACQA	Jun 19 GST on Investment and Strategy Advice	-95.60
15-Aug-19	MACQA	Jul 19 GST on Investment and Strategy Advice	-100.31
13-Sep-19	MACQA	Aug 19 GST on Investment and Strategy Advice	-98.86
15-Oct-19	MACQA	Sep 19 GST on Investment and Strategy Advice	-98.68
15-Nov-19	MACQA	Oct 19 GST on Investment and Strategy Advice	-102.93
			-496.38
Portfolio Tax Reporting and Analysis			
15-Jul-19	MACQA	Jun 19 Portfolio Tax Reporting and Analysis	-222.95
15-Aug-19	MACQA	Jul 19 Portfolio Tax Reporting and Analysis	-227.88
13-Sep-19	MACQA	Aug 19 Portfolio Tax Reporting and Analysis	-227.88
15-Oct-19	MACQA	Sep 19 Portfolio Tax Reporting and Analysis	-222.95
15-Nov-19	MACQA	Oct 19 Portfolio Tax Reporting and Analysis	-227.88
			-1,129.54
GST on Portfolio Tax Reporting and Analysis			
15-Jul-19	MACQA	Jun 19 GST on Portfolio Tax Reporting and Analysis	-22.30
15-Aug-19	MACQA	Jul 19 GST on Portfolio Tax Reporting and Analysis	-22.79
13-Sep-19	MACQA	Aug 19 GST on Portfolio Tax Reporting and Analysis	-22.79
15-Oct-19	MACQA	Sep 19 GST on Portfolio Tax Reporting and Analysis	-22.30
15-Nov-19	MACQA	Oct 19 GST on Portfolio Tax Reporting and Analysis	-22.79
			-112.97
Ongoing Service Fee			
13-Dec-19	MACQA	Nov 19 Ongoing Service Fee	-1,260.00
15-Jan-20	MACQA	Dec 19 Ongoing Service Fee	-1,292.10
14-Feb-20	MACQA	Jan 20 Ongoing Service Fee	-1,311.95
13-Mar-20	MACQA	Feb 20 Ongoing Service Fee	-1,155.53
15-Apr-20	MACQA	Mar 20 Ongoing Service Fee	-1,035.81
15-May-20	MACQA	Apr 20 Ongoing Service Fee	-1,088.53
15-Jun-20	MACQA	May 20 Ongoing Service Fee	-1,155.06
			-8,298.98
GST on Ongoing Service Fee			
13-Dec-19	MACQA	Nov 19 GST on Ongoing Service Fee	-126.01
15-Jan-20	MACQA	Dec 19 GST on Ongoing Service Fee	-129.21
14-Feb-20	MACQA	Jan 20 GST on Ongoing Service Fee	-131.20
13-Mar-20	MACQA	Feb 20 GST on Ongoing Service Fee	-115.55
15-Apr-20	MACQA	Mar 20 GST on Ongoing Service Fee	-103.58
15-May-20	MACQA	Apr 20 GST on Ongoing Service Fee	-108.86
15-Jun-20	MACQA	May 20 GST on Ongoing Service Fee	-115.51
			-829.92
Total Expenses			-15,831.54



EXPENSES


Account Code: 6094496



Date	Security Code	Transaction Description	Cash Paid \$
Family Pricing Rebate			
15-Jul-19	MACQA	Rebate of Jun 19 Portfolio Tax Reporting and Analysis	73.98
15-Aug-19	MACQA	Rebate of Jul 19 Portfolio Tax Reporting and Analysis	76.44
13-Sep-19	MACQA	Rebate of Aug 19 Portfolio Tax Reporting and Analysis	76.44
15-Oct-19	MACQA	Rebate of Sep 19 Portfolio Tax Reporting and Analysis	73.98
15-Nov-19	MACQA	Rebate of Oct 19 Portfolio Tax Reporting and Analysis	76.44
13-Dec-19	MACQA	Rebate of Nov 19 Ongoing Service Fee	73.98
15-Jan-20	MACQA	Rebate of Dec 19 Ongoing Service Fee	76.44
14-Feb-20	MACQA	Rebate of Jan 20 Ongoing Service Fee	76.44
13-Mar-20	MACQA	Rebate of Feb 20 Ongoing Service Fee	71.50
15-Apr-20	MACQA	Rebate of Mar 20 Ongoing Service Fee	69.54
15-May-20	MACQA	Rebate of Apr 20 Ongoing Service Fee	73.98
15-Jun-20	MACQA	Rebate of May 20 Ongoing Service Fee	76.44
			895.60
Family Pricing Rebate of GST			
15-Jul-19	MACQA	Rebate of Jun 19 GST on Portfolio Tax Reporting and Analysis	7.40
15-Aug-19	MACQA	Rebate of Jul 19 GST on Portfolio Tax Reporting and Analysis	7.65
13-Sep-19	MACQA	Rebate of Aug 19 GST on Portfolio Tax Reporting and Analysis	7.65
15-Oct-19	MACQA	Rebate of Sep 19 GST on Portfolio Tax Reporting and Analysis	7.40
15-Nov-19	MACQA	Rebate of Oct 19 GST on Portfolio Tax Reporting and Analysis	7.65
13-Dec-19	MACQA	Rebate of Nov 19 GST on Ongoing Service Fee	7.40
15-Jan-20	MACQA	Rebate of Dec 19 GST on Ongoing Service Fee	7.65
14-Feb-20	MACQA	Rebate of Jan 20 GST on Ongoing Service Fee	7.65
13-Mar-20	MACQA	Rebate of Feb 20 GST on Ongoing Service Fee	7.15
15-Apr-20	MACQA	Rebate of Mar 20 GST on Ongoing Service Fee	6.96
15-May-20	MACQA	Rebate of Apr 20 GST on Ongoing Service Fee	7.40
15-Jun-20	MACQA	Rebate of May 20 GST on Ongoing Service Fee	7.65
			89.61
Total Rebates			985.21 ✓
Grand Total:			-14,846.33

TRUST DISTRIBUTIONS STATEMENT

From 1 July 2019 Through 30 June 2020



ELSTON

AMMA STATEMENT

AAA - BETASHARESCASHETF EXCHANGE TRADED FUND UNITS FULLY PAID

Part A: Summary of Tax Return Items

Components	Amount
Non-Primary Production Income	982.42
Franked Distribution from Trust	0.00
Franking Credits	0.00
Credit for TFN Amounts Withheld	0.00
Total Current Year Capital Gains	0.00
Net Capital Gain	0.00
Assessable Foreign Source Income	0.00
Other Net Foreign Source Income	0.00
Foreign Income Tax Offset	0.00

Part B: Capital Gains Tax Information

Additional Information	Amount
Capital Gains - Discount Method	0.00
Capital Gains - Indexation Method	0.00
Capital Gains - Other Method	0.00
Total Current Year Capital Gains	0.00

Part C: Distribution Components

Australian Income	Cash Distribution	Tax Paid / Offsets	Attribution Amount
Dividends - Unfranked Amount	0.00		0.00
Interest	982.42		982.42
Other Income	0.00		0.00
Non Primary Production Income	982.42		982.42
Franked Distribution			
Dividends - Franked Amount	0.00	0.00	0.00
Capital Gains			
Discounted Capital Gain	0.00		0.00
Capital Gains - Indexation Method	0.00		0.00
Capital Gains - Other Method	0.00		0.00
Net Capital Gain	0.00		0.00
AMIT CGT Gross Up Amount			0.00
Other Capital Gains Distribution	0.00		
Total Current Year Capital Gains	0.00		0.00
Foreign Income			
Assessable Foreign Source Income	0.00	0.00	0.00
Other Non-Assessable Amounts			
Net Exempted Amounts	0.00		
Non-assessable Non-exempt Amount	0.00		
Other Non-attributable amounts	12.52		
Gross Cash Distributions/Tax Attribution	994.94		982.42
AMIT Cost Base Adjustment			
AMIT Cost Base Net Amount - Excess (Reduce cost base)			12.52
AMIT Cost Base Net Amount - Shortfall (Increase cost base)			0.00
Other Deductions from Distribution			
Less TFN Amounts Withheld	0.00		
Less Other Expenses	0.00		
Net Cash Distribution	994.94		

TRUST DISTRIBUTIONS STATEMENT

Account Code: 6094496



FUEL - BETA GLOBAL ENERGY EXCHANGE TRADED FUND UNITS FULLY PAID

Part A: Summary of Tax Return Items

Components	Amount
Non-Primary Production Income	0.00
Franked Distribution from Trust	0.00
Franking Credits	0.00
Credit for TFN Amounts Withheld	0.00
Total Current Year Capital Gains	0.00
Net Capital Gain	0.00
Assessable Foreign Source Income	847.48
Other Net Foreign Source Income	847.48
Foreign Income Tax Offset	88.54

Part B: Capital Gains Tax Information

Additional Information	Amount
Capital Gains - Discount Method	0.00
Capital Gains - Indexation Method	0.00
Capital Gains - Other Method	0.00
Total Current Year Capital Gains	0.00

Part C: Distribution Components

Australian Income	Cash Distribution	Tax Paid / Offsets	Attribution Amount
Dividends - Unfranked Amount	0.00		0.00
Interest	0.00		0.00
Other Income	0.00		0.00
Non Primary Production Income	0.00		0.00
Franked Distribution			
Dividends - Franked Amount	0.00	0.00	0.00
Capital Gains			
Discounted Capital Gain	0.00		0.00
Capital Gains - Indexation Method	0.00		0.00
Capital Gains - Other Method	0.00		0.00
Net Capital Gain	0.00		0.00
AMIT CGT Gross Up Amount			0.00
Other Capital Gains Distribution	0.00		
Total Current Year Capital Gains	0.00		0.00
Foreign Income			
Assessable Foreign Source Income	758.94	88.54	847.48
Other Non-Assessable Amounts			
Net Exempted Amounts	0.00		
Non-assessable Non-exempt Amount	0.00		
Other Non-attributable amounts	0.00		
Gross Cash Distributions/Tax Attribution	758.94		847.48
AMIT Cost Base Adjustment			
AMIT Cost Base Net Amount - Excess (Reduce cost base)			0.00
AMIT Cost Base Net Amount - Shortfall (Increase cost base)			0.00
Other Deductions from Distribution			
Less TFN Amounts Withheld	0.00		
Less Other Expenses	0.00		
Net Cash Distribution	758.94		

TRUST DISTRIBUTIONS STATEMENT

Account Code: 6094496



IHVV - ISHS S&P500AUDHEDGED EXCHANGE TRADED FUND UNITS FULLY PAID

Part A: Summary of Tax Return Items

Components	Amount
Non-Primary Production Income	0.04
Franked Distribution from Trust	0.00
Franking Credits	0.00
Credit for TFN Amounts Withheld	0.00
Total Current Year Capital Gains	1,215.20
Net Capital Gain	607.60
Assessable Foreign Source Income	506.83
Other Net Foreign Source Income	506.83
Foreign Income Tax Offset	163.30

Part B: Capital Gains Tax Information

Additional Information	Amount
Capital Gains - Discount Method	1,215.20
Capital Gains - Indexation Method	0.00
Capital Gains - Other Method	0.00
Total Current Year Capital Gains	1,215.20

Part C: Distribution Components

Australian Income	Cash Distribution	Tax Paid / Offsets	Attribution Amount
Dividends - Unfranked Amount	0.00		0.00
Interest	0.04		0.04
Other Income	0.00		0.00
Non Primary Production Income	0.04		0.04
Franked Distribution			
Dividends - Franked Amount	0.00	0.00	0.00
Capital Gains			
Discounted Capital Gain	607.60		607.60
Capital Gains - Indexation Method	0.00		0.00
Capital Gains - Other Method	0.00		0.00
Net Capital Gain	607.60		607.60
AMIT CGT Gross Up Amount			607.60
Other Capital Gains Distribution	607.60		
Total Current Year Capital Gains	1,215.20		1,215.20
Foreign Income			
Assessable Foreign Source Income	343.53	163.30	506.83
Other Non-Assessable Amounts			
Net Exempted Amounts	0.00		
Non-assessable Non-exempt Amount	0.00		
Other Non-attributable amounts	0.00		
Gross Cash Distributions/Tax Attribution	1,558.77		1,722.07
AMIT Cost Base Adjustment			
AMIT Cost Base Net Amount - Excess (Reduce cost base)			0.00
AMIT Cost Base Net Amount - Shortfall (Increase cost base)			0.00
Other Deductions from Distribution			
Less TFN Amounts Withheld	0.00		
Less Other Expenses	0.00		
Net Cash Distribution	1,558.77		

TRUST DISTRIBUTIONS STATEMENT

Account Code: 6094496



IOF0145AU - JANUS HENDERSON TACTICAL INCOME FUND

Part A: Summary of Tax Return Items

Components	Amount
Non-Primary Production Income	745.23
Franked Distribution from Trust	21.13
Franking Credits	8.62
Credit for TFN Amounts Withheld	0.00
Total Current Year Capital Gains	172.38
Net Capital Gain	86.19
Assessable Foreign Source Income	170.21
Other Net Foreign Source Income	170.21
Foreign Income Tax Offset	0.00

Part B: Capital Gains Tax Information

Additional Information	Amount
Capital Gains - Discount Method	172.38
Capital Gains - Indexation Method	0.00
Capital Gains - Other Method	0.00
Total Current Year Capital Gains	172.38

Part C: Distribution Components

Australian Income	Cash Distribution	Tax Paid / Offsets	Attribution Amount
Dividends - Unfranked Amount	1.92		1.92
Interest	463.73		463.73
Other Income	279.58		279.58
Non Primary Production Income	745.23		745.23
Franked Distribution			
Dividends - Franked Amount	12.51	8.62	21.13
Capital Gains			
Discounted Capital Gain	86.19		86.19
Capital Gains - Indexation Method	0.00		0.00
Capital Gains - Other Method	0.00		0.00
Net Capital Gain	86.19		86.19
AMIT CGT Gross Up Amount			86.19
Other Capital Gains Distribution	86.19		
Total Current Year Capital Gains	172.38		172.38
Foreign Income			
Assessable Foreign Source Income	170.21	0.00	170.21
Other Non-Assessable Amounts			
Net Exempted Amounts	0.00		
Non-assessable Non-exempt Amount	0.00		
Other Non-attributable amounts	0.00		
Gross Cash Distributions/Tax Attribution	1,100.33		1,108.95
AMIT Cost Base Adjustment			
AMIT Cost Base Net Amount - Excess (Reduce cost base)			0.00
AMIT Cost Base Net Amount - Shortfall (Increase cost base)			0.00
Other Deductions from Distribution			
Less TFN Amounts Withheld	0.00		
Less Other Expenses	0.00		
Net Cash Distribution	1,100.33		

TRUST DISTRIBUTIONS STATEMENT

Account Code: 6094496



LLC - LENDLEASE GROUP FULLY PAID ORDINARY/UNITS STAPLED SECURITIES

Part A: Summary of Tax Return Items

Components	Amount
Non-Primary Production Income	901.11
Franked Distribution from Trust	0.00
Franking Credits	0.00
Credit for TFN Amounts Withheld	0.00
Total Current Year Capital Gains	247.26
Net Capital Gain	123.63
Assessable Foreign Source Income	25.23
Other Net Foreign Source Income	25.23
Foreign Income Tax Offset	3.74

Part B: Capital Gains Tax Information

Additional Information	Amount
Capital Gains - Discount Method	247.26
Capital Gains - Indexation Method	0.00
Capital Gains - Other Method	0.00
Total Current Year Capital Gains	247.26

Part C: Distribution Components

Australian Income	Cash Distribution	Tax Paid / Offsets	Attribution Amount
Dividends - Unfranked Amount	804.64		804.64
Interest	0.00		0.00
Other Income	96.47		96.47
Non Primary Production Income	901.11		901.11
Franked Distribution			
Dividends - Franked Amount	0.00	0.00	0.00
Capital Gains			
Discounted Capital Gain	123.63		123.63
Capital Gains - Indexation Method	0.00		0.00
Capital Gains - Other Method	0.00		0.00
Net Capital Gain	123.63		123.63
AMIT CGT Gross Up Amount			123.63
Other Capital Gains Distribution	0.00		
Total Current Year Capital Gains	123.63		247.26
Foreign Income			
Assessable Foreign Source Income	25.23	3.74	25.23
Other Non-Assessable Amounts			
Net Exempted Amounts	0.00		
Non-assessable Non-exempt Amount	0.00		
Other Non-attributable amounts	67.43		
Gross Cash Distributions/Tax Attribution	1,117.40		1,173.60
AMIT Cost Base Adjustment			
AMIT Cost Base Net Amount - Excess (Reduce cost base)			0.00
AMIT Cost Base Net Amount - Shortfall (Increase cost base)			52.46
Other Deductions from Distribution			
Less TFN Amounts Withheld	0.00		
Less Other Expenses	0.00		
Net Cash Distribution	1,117.40		

TRUST DISTRIBUTIONS STATEMENT

Account Code: 6094496



MAQ0277AU - MACQUARIE INCOME OPPORTUNITIES FUND

Part A: Summary of Tax Return Items

Components	Amount
Non-Primary Production Income	1,138.00
Franked Distribution from Trust	0.00
Franking Credits	0.00
Credit for TFN Amounts Withheld	0.00
Total Current Year Capital Gains	88.55
Net Capital Gain	44.43
Assessable Foreign Source Income	590.89
Other Net Foreign Source Income	590.89
Foreign Income Tax Offset	0.00

Part B: Capital Gains Tax Information

Additional Information	Amount
Capital Gains - Discount Method	88.24
Capital Gains - Indexation Method	0.00
Capital Gains - Other Method	0.31
Total Current Year Capital Gains	88.55

Part C: Distribution Components

Australian Income	Cash Distribution	Tax Paid / Offsets	Attribution Amount
Dividends - Unfranked Amount	0.00		0.00
Interest	686.72		686.72
Other Income	451.28		451.28
Non Primary Production Income	1,138.00		1,138.00
Franked Distribution			
Dividends - Franked Amount	0.00	0.00	0.00
Capital Gains			
Discounted Capital Gain	44.12		44.12
Capital Gains - Indexation Method	0.00		0.00
Capital Gains - Other Method	0.31		0.31
Net Capital Gain	44.43		44.43
AMIT CGT Gross Up Amount			44.12
Other Capital Gains Distribution	44.14		
Total Current Year Capital Gains	88.57		88.55
Foreign Income			
Assessable Foreign Source Income	590.89	0.00	590.89
Other Non-Assessable Amounts			
Net Exempted Amounts	0.00		
Non-assessable Non-exempt Amount	0.00		
Other Non-attributable amounts	0.91		
Gross Cash Distributions/Tax Attribution	1,818.37		1,817.44
AMIT Cost Base Adjustment			
AMIT Cost Base Net Amount - Excess (Reduce cost base)			0.93
AMIT Cost Base Net Amount - Shortfall (Increase cost base)			0.00
Other Deductions from Distribution			
Less TFN Amounts Withheld	0.00		
Less Other Expenses	0.00		
Net Cash Distribution	1,818.37		

TRUST DISTRIBUTIONS STATEMENT

Account Code: 6094496



MAQ0640AU - MACQUARIE ASIA NEW STARS NO1 FUND

Part A: Summary of Tax Return Items

Components	Amount
Non-Primary Production Income	241.93
Franked Distribution from Trust	0.00
Franking Credits	0.00
Credit for TFN Amounts Withheld	0.00
Total Current Year Capital Gains	0.00
Net Capital Gain	0.00
Assessable Foreign Source Income	718.34
Other Net Foreign Source Income	718.34
Foreign Income Tax Offset	157.35

Part B: Capital Gains Tax Information

Additional Information	Amount
Capital Gains - Discount Method	0.00
Capital Gains - Indexation Method	0.00
Capital Gains - Other Method	0.00
Total Current Year Capital Gains	0.00

Part C: Distribution Components

Australian Income	Cash Distribution	Tax Paid / Offsets	Attribution Amount
Dividends - Unfranked Amount	0.00		0.00
Interest	0.00		0.00
Other Income	241.93		241.93
Non Primary Production Income	241.93		241.93
Franked Distribution			
Dividends - Franked Amount	0.00	0.00	0.00
Capital Gains			
Discounted Capital Gain	0.00		0.00
Capital Gains - Indexation Method	0.00		0.00
Capital Gains - Other Method	0.00		0.00
Net Capital Gain	0.00		0.00
AMIT CGT Gross Up Amount			0.00
Other Capital Gains Distribution	0.00		
Total Current Year Capital Gains	0.00		0.00
Foreign Income			
Assessable Foreign Source Income	560.99	157.35	718.34
Other Non-Assessable Amounts			
Net Exempted Amounts	0.00		
Non-assessable Non-exempt Amount	0.00		
Other Non-attributable amounts	0.00		
Gross Cash Distributions/Tax Attribution	802.92		960.27
AMIT Cost Base Adjustment			
AMIT Cost Base Net Amount - Excess (Reduce cost base)			0.00
AMIT Cost Base Net Amount - Shortfall (Increase cost base)			0.00
Other Deductions from Distribution			
Less TFN Amounts Withheld	0.00		
Less Other Expenses	0.00		
Net Cash Distribution	802.92		

TRUST DISTRIBUTIONS STATEMENT

Account Code: 6094496



VEQ - VGD FTSE EUR SHARES EXCHANGE TRADED FUND UNITS FULLY PAID

Part A: Summary of Tax Return Items

Components	Amount
Non-Primary Production Income	0.98
Franked Distribution from Trust	0.00
Franking Credits	0.00
Credit for TFN Amounts Withheld	0.00
Total Current Year Capital Gains	365.42
Net Capital Gain	182.71
Assessable Foreign Source Income	1,589.15
Other Net Foreign Source Income	1,589.15
Foreign Income Tax Offset	268.73

Part B: Capital Gains Tax Information

Additional Information	Amount
Capital Gains - Discount Method	365.42
Capital Gains - Indexation Method	0.00
Capital Gains - Other Method	0.00
Total Current Year Capital Gains	365.42

Part C: Distribution Components

Australian Income	Cash Distribution	Tax Paid / Offsets	Attribution Amount
Dividends - Unfranked Amount	0.00		0.00
Interest	0.30		0.30
Other Income	0.67		0.68
Non Primary Production Income	0.97		0.98
Franked Distribution			
Dividends - Franked Amount	0.00	0.00	0.00
Capital Gains			
Discounted Capital Gain	182.09		182.71
Capital Gains - Indexation Method	0.00		0.00
Capital Gains - Other Method	0.00		0.00
Net Capital Gain	182.09		182.71
AMIT CGT Gross Up Amount			182.71
Other Capital Gains Distribution	182.09		
Total Current Year Capital Gains	364.18		365.42
Foreign Income			
Assessable Foreign Source Income	1,308.14	268.73	1,589.15
Other Non-Assessable Amounts			
Net Exempted Amounts	0.00		
Non-assessable Non-exempt Amount	0.00		
Other Non-attributable amounts	0.00		
Gross Cash Distributions/Tax Attribution	1,673.29		1,955.55
AMIT Cost Base Adjustment			
AMIT Cost Base Net Amount - Excess (Reduce cost base)			0.00
AMIT Cost Base Net Amount - Shortfall (Increase cost base)			13.53
Other Deductions from Distribution			
Less TFN Amounts Withheld	0.00		
Less Other Expenses	0.00		
Net Cash Distribution	1,673.29		

TRUST DISTRIBUTIONS STATEMENT

Account Code: 6094496



AMMA STATEMENT SUMMARY

Part A: Summary of Tax Return Items

Components	Amount
Non-Primary Production Income	4,009.71
Franked Distribution from Trust	21.13
Franking Credits	8.62
Credit for TFN Amounts Withheld	0.00
Total Current Year Capital Gains	2,088.81
Net Capital Gain	1,044.56
Assessable Foreign Source Income	4,448.13
Other Net Foreign Source Income	4,448.13
Foreign Income Tax Offset	681.66

Part B: Capital Gains Tax Information

Additional Information	Amount
Capital Gains - Discount Method	2,088.50
Capital Gains - Indexation Method	0.00
Capital Gains - Other Method	0.31
Total Current Year Capital Gains	2,088.81

Part C: Distribution Components

Australian Income	Cash Distribution	Tax Paid / Offsets	Attribution Amount
Dividends - Unfranked Amount	806.56		806.56
Interest	2,133.21		2,133.21
Other Income	1,069.93		1,069.94
Non Primary Production Income	4,009.70		4,009.71
Franked Distribution			
Dividends - Franked Amount	12.51	8.62	21.13
Capital Gains			
Discounted Capital Gain	1,043.63		1,044.25
Capital Gains - Indexation Method	0.00		0.00
Capital Gains - Other Method	0.31		0.31
Net Capital Gain	1,043.94		1,044.56
AMIT CGT Gross Up Amount			1,044.25
Other Capital Gains Distribution	920.02		
Total Current Year Capital Gains	1,963.96		2,088.81
Foreign Income			
Assessable Foreign Source Income	3,757.93	681.66	4,448.13
Other Non-Assessable Amounts			
Net Exempted Amounts	0.00		
Non-assessable Non-exempt Amount	0.00		
Other Non-attributable amounts	80.86		
Gross Cash Distributions/Tax Attribution	9,824.96		10,567.78
AMIT Cost Base Adjustment			
AMIT Cost Base Net Amount - Excess (Reduce cost base)			Refer to individual AMMA Statement
AMIT Cost Base Net Amount - Shortfall (Increase cost base)			Refer to individual AMMA Statement
Other Deductions from Distribution			
Less TFN Amounts Withheld	0.00		
Less Other Expenses	0.00		
Net Cash Distribution	9,824.96		

TRUST DISTRIBUTIONS STATEMENT

Account Code: 6094496



ANNUAL TAX STATEMENT

BFL0019AU - 4 DIMENSIONS GLOBAL INFRASTRUCTURE FUND

Part A: Summary of Tax Return Items

Components	Amount
Non-Primary Production Income	11.50
Franked Distribution from Trust	0.02
Franking Credits	0.01
Credit for TFN Amounts Withheld	0.00
Total Current Year Capital Gains	122.96
Net Capital Gain	61.52
Assessable Foreign Source Income	360.13
Other Net Foreign Source Income	360.13
Foreign Income Tax Offset	50.92

Part B: Capital Gains Tax Information

Additional Information	Amount
Capital Gains - Discount Method	122.88
Capital Gains - Indexation Method	0.00
Capital Gains - Other Method	0.08
Total Current Year Capital Gains	122.96

Part C: Distribution Components

Australian Income	Cash Distribution	Tax Paid / Offsets	Taxable Amount
Dividends - Unfranked Amount	0.00		0.00
Interest	0.37		0.37
Other Income	11.13		11.13
Non Primary Production Income	11.50		11.50
Franked Distribution			
Dividends - Franked Amount	0.01	0.01	0.02
Capital Gains			
Discounted Capital Gain	61.44		61.44
CGT Concession Amount	61.44		0.00
Capital Gains - Indexation Method	0.00		0.00
Capital Gains - Other Method	0.08		0.08
Distributed Capital Gains	122.96		
Net Capital Gain			61.52
Foreign Income			
Assessable Foreign Source Income	309.21	50.92	360.13
Other Non-Assessable Amounts			
Tax-Exempted Amounts	0.00		
Tax-Free Amounts	0.00		
Tax-Deferred Amounts	38.16		
Return of Capital	0.00		
Gross Cash Distributions	481.84		
Other Deductions from Distribution			
TFN Amounts Withheld	0.00		
Other Expenses	0.00		
Net Cash Distribution	481.84		

TRUST DISTRIBUTIONS STATEMENT

Account Code: 6094496



ANNUAL TAX STATEMENT SUMMARY

Part A: Summary of Tax Return Items	
Components	Amount
Non-Primary Production Income	11.50
Franked Distribution from Trust	0.02
Franking Credits	0.01
Credit for TFN Amounts Withheld	0.00
Total Current Year Capital Gains	122.96
Net Capital Gain	61.52
Assessable Foreign Source Income	360.13
Other Net Foreign Source Income	360.13
Foreign Income Tax Offset	50.92


Part B: Capital Gains Tax Information	
Additional Information	Amount
Capital Gains - Discount Method	122.88
Capital Gains - Indexation Method	0.00
Capital Gains - Other Method	0.08
Total Current Year Capital Gains	122.96

Part C: Distribution Components			
Australian Income	Cash Distribution	Tax Paid / Offsets	Taxable Amount
Dividends - Unfranked Amount	0.00		0.00
Interest	0.37		0.37
Other Income	11.13		11.13
Non Primary Production Income	11.50		11.50
Franked Distribution			
Dividends - Franked Amount	0.01	0.01	0.02
Capital Gains			
Discounted Capital Gain	61.44		61.44
CGT Concession Amount	61.44		0.00
Capital Gains - Indexation Method	0.00		0.00
Capital Gains - Other Method	0.08		0.08
Distributed Capital Gains	122.96		
Net Capital Gain			61.52
Foreign Income			
Assessable Foreign Source Income	309.21	50.92	360.13
Other Non-Assessable Amounts			
Tax-Exempted Amounts	0.00		
Tax-Free Amounts	0.00		
Tax-Deferred Amounts	38.16		
Return of Capital	0.00		
Gross Cash Distributions	481.84		
Other Deductions from Distribution			
TFN Amounts Withheld	0.00		
Other Expenses	0.00		
Net Cash Distribution	481.84		

CASH TRANSACTION STATEMENT

From 1 July 2019 Through 30 June 2020

Account Name: TBI GROUP PTY LTD
<TBI INVESTMENTS SUPERANNUATION FUND>



ELSTON

Date	Activity	Description	Debit \$	Credit \$	Balance \$
Corporate Action Applications Account (CORPACT.UNL)					
01 Jul 2019		Opening Balance			0.00
18 Sep 2019	Deposit	Cash Deposit - MQG.ASX Share Purchase Plan Application		15,000.00	15,000.00
30 Sep 2019	Withdrawal	(MQG.ASX) Share Purchase Plan - @ 120.00 AUD	15,000.00		0.00
17 Oct 2019	Deposit	Cash Deposit - MAQ0277AU.FND Application		7,780.00	7,780.00
18 Oct 2019	Withdrawal	Cash Withdrawal - Purchase: 7644.69@101.77 Macquarie Income Opportunities Fund (MAQ0277AU)	7,780.00		0.00
09 Dec 2019	Deposit	Cash Deposit - MAQ0640AU.FND Application		15,980.00	15,980.00
10 Dec 2019	Withdrawal	Cash Withdrawal - Purchase: 11706.96@136.5 Macquarie Asia New Stars No1 Fund (MAQ0640AU)	15,980.00		0.00
26 Feb 2020	Deposit	Cash Deposit - BFL0019AU.FND Application		33,830.00	33,830.00
27 Feb 2020	Withdrawal	Cash Withdrawal - Purchase: 21143.75@160.4 Dimensions Global Infrastructure Fund (BFL0019AU)	33,830.00		0.00
13 Mar 2020	Deposit	Cash Deposit - Sale: 5064@98.85 Macquarie Income Opportunities Fund		5,005.76	5,005.76
25 Mar 2020	Withdrawal	Cash Withdrawal - MAQ0277AU.FND Redemption	5,005.76		0.00
08 Apr 2020	Deposit	Cash Deposit - Sale: 24360.34@116.91 Macquarie Asia New Stars No1 Fund		28,479.67	28,479.67
23 Apr 2020	Withdrawal	Cash Withdrawal - MAQ0640AU.FND Redemption	28,479.67		0.00
27 Apr 2020	Deposit	Cash Deposit - BFL0019AU.FND Application		9,380.00	9,380.00
27 Apr 2020	Deposit	Cash Deposit - UBS8018AU.FND Application		24,200.00	33,580.00
28 Apr 2020	Deposit	Cash Deposit - FLT.ASX Share Purchase Plan Application		6,624.00	40,204.00
28 Apr 2020	Withdrawal	Cash Withdrawal - Purchase: 23648.9788@102.33 UBS Emerging Markets Equity Fund (UBS8018AU)	24,200.00		16,004.00
28 Apr 2020	Withdrawal	Cash Withdrawal - Purchase: 5438.5321@136.25 4 Dimensions Global Infrastructure Fund (BFL0019AU)	7,410.00		8,594.00
30 Apr 2020	Withdrawal	Cash Withdrawal - BFL0019AU.FND Application - Returned	1,970.00		6,624.00
08 May 2020	Withdrawal	(FLT.ASX) 1:1.74 Non Renounceable Issue of Shares @ 7.20 AUD per share - Additional Shares	1,324.80		5,299.20
08 May 2020	Withdrawal	(FLT.ASX) 1:1.74 Non Renounceable Issue of Shares @ 7.20 AUD per share	5,299.20		0.00
22 May 2020	Deposit	Cash Deposit - LLC.ASX Share Purchase Plan Application		20,000.00	20,000.00
27 May 2020	Deposit	Cash Deposit - IOF0145AU.FND Application		10,360.00	30,360.00
28 May 2020	Withdrawal	Cash Withdrawal - Purchase: 9476.7655@109.32 Janus Henderson Tactical Income Fund (IOF0145AU)	10,360.00		20,000.00
04 Jun 2020	Withdrawal	(LLC.ASX) Share Purchase Plan - @ AUD 9.80	20,000.00		0.00

CASH TRANSACTION STATEMENT

Account Code: 6094496



Date	Activity	Description	Debit \$	Credit \$	Balance \$
30 Jun 2020	Deposit	Cash Deposit - BFL0019AU.FND Application		13,940.00	13,940.00
30 Jun 2020	Deposit	Cash Deposit - MAQ0277AU.FND Application		15,680.00	29,620.00
30 Jun 2020		Closing Balance	176,639.43	206,259.43	29,620.00
Dividend & Distribution Accrual Account (DIVACC.UNL)					
01 Jul 2019		Opening Balance			10,250.64
02 Jul 2019	Withdrawal	Cash Withdrawal - ALL.ASX Dividend Received	292.60		9,958.04
03 Jul 2019	Withdrawal	Cash Withdrawal - MQG.ASX Dividend Received	1,188.00		8,770.04
11 Jul 2019	Withdrawal	Cash Withdrawal - IVV.AXW Dividend Received	249.95		8,520.09
12 Jul 2019	Withdrawal	Cash Withdrawal - MAQ0277AU.FND Distribution Received	702.33		7,817.76
15 Jul 2019	Withdrawal	Cash Withdrawal - MAQ0640AU.FND Distribution Received	5,197.76		2,620.00
16 Jul 2019	Withdrawal	Cash Withdrawal - AAA.AXW Dividend Received	99.98		2,520.02
16 Jul 2019	Withdrawal	Cash Withdrawal - VEQ.AXW Dividend Received	1,327.92		1,192.10
17 Jul 2019	Withdrawal	Cash Withdrawal - IOF0145AU.FND Distribution Received	118.45		1,073.65
31 Jul 2019	Distribution Effect	Corporate Action - MAQ0277AU.FND Distribution		74.42	1,148.07
01 Aug 2019	Distribution Effect	Corporate Action - AAA.AXW Dividend		85.08	1,233.15
02 Aug 2019	Withdrawal	Cash Withdrawal - JHX.ASX Dividend Received	510.01		723.14
08 Aug 2019	Distribution Effect	Corporate Action - RIO.ASX Dividend		383.39	1,106.53
08 Aug 2019	Distribution Effect	Corporate Action - RIO.ASX Dividend		154.88	1,261.41
16 Aug 2019	Withdrawal	Cash Withdrawal - AAA.AXW Dividend Received	85.08		1,176.33
21 Aug 2019	Distribution Effect	Corporate Action - TAH.ASX Dividend		786.50	1,962.83
23 Aug 2019	Distribution Effect	Cash Deposit - Corporate Action - LLC.ASX Dividend		261.36	2,224.19
26 Aug 2019	Distribution Effect	Corporate Action - WPL.ASX Dividend		346.05	2,570.24
27 Aug 2019	Withdrawal	Cash Withdrawal - MAQ0277AU.FND Distribution Received	74.42		2,495.82
28 Aug 2019	Distribution Effect	Corporate Action - TLS.ASX Dividend		238.50	2,734.32
28 Aug 2019	Distribution Effect	Corporate Action - TLS.ASX Dividend		397.50	3,131.82
30 Aug 2019	Distribution Effect	Corporate Action - WES.ASX Dividend		499.20	3,631.02
31 Aug 2019	Distribution Effect	Corporate Action - MAQ0277AU.FND Distribution		74.42	3,705.44
02 Sep 2019	Distribution Effect	Corporate Action - FMG.ASX Dividend		1,008.00	4,713.44
02 Sep 2019	Distribution Effect	Corporate Action - ORG.ASX Dividend		783.75	5,497.19
02 Sep 2019	Distribution Effect	Corporate Action - AAA.AXW Dividend		135.24	5,632.43
03 Sep 2019	Distribution Effect	Corporate Action - OSH.ASX Dividend		245.65	5,878.08
05 Sep 2019	Distribution Effect	Corporate Action - BHP.ASX Dividend		795.92	6,674.00
09 Sep 2019	Distribution Effect	Corporate Action - CTX.ASX Dividend		390.40	7,064.40
10 Sep 2019	Distribution Effect	Corporate Action - RWC.ASX Dividend		492.50	7,556.90
11 Sep 2019	Distribution Effect	Corporate Action - SEK.ASX Dividend		426.80	7,983.70
11 Sep 2019	Distribution Effect	Corporate Action - BXB.ASX Dividend		294.35	8,278.05
12 Sep 2019	Distribution Effect	Corporate Action - FLT.ASX Dividend		735.00	9,013.05
16 Sep 2019	Withdrawal	Cash Withdrawal - LLC.ASX Dividend Received	825.00		8,188.05
17 Sep 2019	Withdrawal	Cash Withdrawal - AAA.AXW Dividend Received	135.24		8,052.81

CASH TRANSACTION STATEMENT

Account Code: 6094496



Date	Activity	Description	Debit \$	Credit \$	Balance \$
19 Sep 2019	Withdrawal	Cash Withdrawal - RIO.ASX Dividend Received	538.27		7,514.54
20 Sep 2019	Withdrawal	Cash Withdrawal - TAH.ASX Dividend Received	786.50		6,728.04
20 Sep 2019	Withdrawal	Cash Withdrawal - WPL.ASX Dividend Received	346.05		6,381.99
24 Sep 2019	Withdrawal	Cash Withdrawal - OSH.ASX Dividend Received	245.65		6,136.34
25 Sep 2019	Withdrawal	Cash Withdrawal - BHP.ASX Dividend Received	795.92		5,340.42
26 Sep 2019	Withdrawal	Cash Withdrawal - TLS.ASX Dividend Received	636.00		4,704.42
27 Sep 2019	Withdrawal	Cash Withdrawal - ORG.ASX Dividend Received	783.75		3,920.67
30 Sep 2019	Distribution Effect	Corporate Action - IOF0145AU.FND Distribution		38.11	3,958.78
30 Sep 2019	Distribution Effect	Corporate Action - MAQ0277AU.FND Distribution		74.42	4,033.20
01 Oct 2019	Distribution Effect	Corporate Action - AAA.AXW Dividend		139.41	4,172.61
01 Oct 2019	Distribution Effect	Corporate Action - VEQ.AXW Dividend		386.50	4,559.11
02 Oct 2019	Withdrawal	Cash Withdrawal - FMG.ASX Dividend Received	1,008.00		3,551.11
03 Oct 2019	Withdrawal	Cash Withdrawal - MAQ0277AU.FND Distribution Received	74.42		3,476.69
03 Oct 2019	Withdrawal	Cash Withdrawal - SEK.ASX Dividend Received	426.80		3,049.89
04 Oct 2019	Withdrawal	Cash Withdrawal - CTX.ASX Dividend Received	390.40		2,659.49
09 Oct 2019	Withdrawal	Cash Withdrawal - WES.ASX Dividend Received	499.20		2,160.29
10 Oct 2019	Withdrawal	Cash Withdrawal - BXB.ASX Dividend Received	294.35		1,865.94
11 Oct 2019	Withdrawal	Cash Withdrawal - FLT.ASX Dividend Received	735.00		1,130.94
11 Oct 2019	Withdrawal	Cash Withdrawal - RWC.ASX Dividend Received	492.50		638.44
14 Oct 2019	Distribution Effect	Corporate Action - BXB.ASX Dividend		345.10	983.54
14 Oct 2019	Distribution Effect	Corporate Action - TPM.ASX Dividend		61.00	1,044.54
14 Oct 2019	Distribution Effect	Return of Capital @ 0.12 AUD (BXB.ASX)		243.60	1,288.14
16 Oct 2019	Withdrawal	Cash Withdrawal - AAA.AXW.Dividend Received	139.41		1,148.73
16 Oct 2019	Withdrawal	Cash Withdrawal - VEQ.AXW Dividend Received	386.50		762.23
17 Oct 2019	Withdrawal	Cash Withdrawal - IOF0145AU.FND Distribution Received	38.11		724.12
17 Oct 2019	Withdrawal	Cash Withdrawal - MAQ0277AU.FND Distribution Received	74.42		649.70
22 Oct 2019	Withdrawal	Cash Withdrawal - BXB.ASX Dividend Received	588.70		61.00
31 Oct 2019	Distribution Effect	Corporate Action - MAQ0277AU.FND Distribution		89.72	150.72
01 Nov 2019	Distribution Effect	Corporate Action - AAA.AXW Dividend		118.23	268.95
11 Nov 2019	Distribution Effect	Corporate Action - MQG.ASX Dividend		712.50	981.45
15 Nov 2019	Distribution Effect	Corporate Action - JHX.ASX Dividend		130.38	1,111.83
18 Nov 2019	Withdrawal	Cash Withdrawal - AAA.AXW Dividend Received	118.23		993.60

CASH TRANSACTION STATEMENT

Account Code: 6094496



Date	Activity	Description	Debit \$	Credit \$	Balance \$
18 Nov 2019	Withdrawal	Cash Withdrawal - MAQ0277AU.FND Distribution Received	89.72		903.88
19 Nov 2019	Withdrawal	Cash Withdrawal - TPM.ASX Dividend Received	61.00		842.88
28 Nov 2019	Distribution Effect	Corporate Action - ALL.ASX Dividend		384.20	1,227.08
30 Nov 2019	Distribution Effect	Corporate Action - MAQ0277AU.FND Distribution		89.72	1,316.80
02 Dec 2019	Distribution Effect	Corporate Action - AAA.AXW Dividend		109.13	1,425.93
05 Dec 2019	Distribution Effect	Corporate Action - PDL.ASX Dividend		1,125.00	2,550.93
17 Dec 2019	Withdrawal	Cash Withdrawal - AAA.AXW Dividend Received	109.13		2,441.80
17 Dec 2019	Withdrawal	Cash Withdrawal - All.ASX Dividend Received	384.20		2,057.60
17 Dec 2019	Withdrawal	Cash Withdrawal - MAQ0277AU.FND Distribution Received	89.72		1,967.88
18 Dec 2019	Withdrawal	Cash Withdrawal - MQG.ASX Dividend Received	712.50		1,255.38
19 Dec 2019	Withdrawal	Cash Withdrawal - PDL.ASX Dividend Received	1,125.00		130.38
20 Dec 2019	Withdrawal	Cash Withdrawal - JHX.ASX Dividend Received	130.38		0.00
31 Dec 2019	Distribution Effect	Corporate Action - IOF0145AU.FND Distribution		104.62	104.62
31 Dec 2019	Distribution Effect	Corporate Action - MAQ0277AU.FND Distribution		89.72	194.34
02 Jan 2020	Distribution Effect	Corporate Action - AAA.AXW Dividend		124.74	319.08
02 Jan 2020	Distribution Effect	Corporate Action - VEQ.AXW Dividend		458.33	777.41
15 Jan 2020	Withdrawal	Cash Withdrawal - IOF0145AU.FND Distribution Received	104.62		672.79
17 Jan 2020	Withdrawal	Cash Withdrawal - AAA.AXW Dividend Received	124.74		548.05
17 Jan 2020	Withdrawal	Cash Withdrawal - VEQ.AXW Dividend Received	458.33		89.72
31 Jan 2020	Distribution Effect	Corporate Action - MAQ0277AU.FND Distribution		112.16	201.88
03 Feb 2020	Distribution Effect	Corporate Action - AAA.AXW Dividend		119.65	321.53
04 Feb 2020	Withdrawal	Cash Withdrawal - MAQ0277AU.FND Distribution Received	89.72		231.81
18 Feb 2020	Withdrawal	Cash Withdrawal - AAA.AXW Dividend Received	119.65		112.16
20 Feb 2020	Withdrawal	Cash Withdrawal - MAQ0277AU.FND Distribution Received	112.16		0.00
24 Feb 2020	Distribution Effect	Corporate Action - TAH.ASX Dividend		786.50	786.50
24 Feb 2020	Distribution Effect	Corporate Action - WES.ASX Dividend		480.00	1,266.50
24 Feb 2020	Distribution Effect	Corporate Action - WPL.ASX Dividend		673.37	1,939.87
26 Feb 2020	Distribution Effect	Corporate Action - TLS.ASX Dividend		238.50	2,178.37
26 Feb 2020	Distribution Effect	Corporate Action - TLS.ASX Dividend		397.50	2,575.87
27 Feb 2020	Distribution Effect	Corporate Action - BPT.ASX Dividend		144.00	2,719.87
27 Feb 2020	Distribution Effect	Corporate Action - LLC.ASX Dividend		738.00	3,457.87
29 Feb 2020	Distribution Effect	Corporate Action - MAQ0277AU.FND Distribution		67.30	3,525.17
02 Mar 2020	Distribution Effect	Corporate Action - FMG.ASX Dividend		2,071.00	5,596.17
02 Mar 2020	Distribution Effect	Corporate Action - AAA.AXW Dividend		75.23	5,671.40
02 Mar 2020	Distribution Effect	Corporate Action - ORG.ASX Dividend		633.75	6,305.15
05 Mar 2020	Distribution Effect	Corporate Action - RIO.ASX Dividend		769.43	7,074.58
05 Mar 2020	Distribution Effect	Corporate Action - BHP.ASX Dividend		695.83	7,770.41

CASH TRANSACTION STATEMENT

Account Code: 6094496



Date	Activity	Description	Debit \$	Credit \$	Balance \$
10 Mar 2020	Distribution Effect	Corporate Action - RWC.ASX Dividend		369.00	8,139.41
11 Mar 2020	Distribution Effect	Corporate Action - BXB.ASX Dividend		331.16	8,470.57
17 Mar 2020	Withdrawal	Cash Withdrawal - LLC.ASX Dividend Received	738.00		7,732.57
17 Mar 2020	Withdrawal	Cash Withdrawal - AAA.AXW Dividend Received	75.23		7,657.34
18 Mar 2020	Withdrawal	Cash Withdrawal - TAH.ASX Dividend Received	786.50		6,870.84
20 Mar 2020	Withdrawal	Cash Withdrawal - WPL.ASX Dividend Received	673.37		6,197.47
24 Mar 2020	Withdrawal	Cash Withdrawal - BHP.ASX Dividend Received	695.83		5,501.64
25 Mar 2020	Distribution Effect	Corporate Action - SEK.ASX Dividend		209.30	5,710.94
27 Mar 2020	Withdrawal	Cash Withdrawal - ORG.ASX Dividend Received	633.75		5,077.19
27 Mar 2020	Withdrawal	Cash Withdrawal - TLS.ASX Dividend Received	636.00		4,441.19
31 Mar 2020	Withdrawal	Cash Withdrawal - BPT.ASX Dividend Received	144.00		4,297.19
31 Mar 2020	Withdrawal	Cash Withdrawal - WES.ASX Dividend Received	480.00		3,817.19
31 Mar 2020	Distribution Effect	Corporate Action - IOF0145AU.FND Distribution		52.23	3,869.42
31 Mar 2020	Distribution Effect	Corporate Action - MAQ0277AU.FND Distribution		19.90	3,889.32
31 Mar 2020	Distribution Effect	Corporate Action - BFL0019AU.FND Distribution		59.83	3,949.15
01 Apr 2020	Distribution Effect	Corporate Action - AAA.AXW Dividend		65.90	4,015.05
01 Apr 2020	Distribution Effect	Corporate Action - VEQ.AXW Dividend		397.62	4,412.67
06 Apr 2020	Withdrawal	Cash Withdrawal - FMG.ASX Dividend Received	2,071.00		2,341.67
09 Apr 2020	Distribution Effect	Corporate Action - TPM.ASX Dividend		91.50	2,433.17
09 Apr 2020	Withdrawal	Cash Withdrawal - BXB.ASX Dividend Received	331.16		2,102.01
15 Apr 2020	Withdrawal	Cash Withdrawal - MAQ0277AU.FND Distribution Received	67.30		2,034.71
16 Apr 2020	Withdrawal	Cash Withdrawal - RIO.ASX Dividend Received	769.43		1,265.28
20 Apr 2020	Withdrawal	Cash Withdrawal - AAA.AXW Dividend Received	65.90		1,199.38
20 Apr 2020	Withdrawal	Cash Withdrawal - VEQ.AXW Dividend Received	397.62		801.76
30 Apr 2020	Distribution Effect	Corporate Action - MAQ0277AU.FND Distribution		39.80	841.56
01 May 2020	Distribution Effect	Corporate Action - AAA.AXW Dividend		22.33	863.89
01 May 2020	Withdrawal	Cash Withdrawal - IOF0145AU.FND Distribution Received	52.23		811.66
01 May 2020	Withdrawal	Cash Withdrawal - MAQ0277AU.FND Distribution Received	19.90		791.76
07 May 2020	Withdrawal	Cash Withdrawal - BFL0019AU.FND Distribution Received	59.83		731.93
18 May 2020	Distribution Effect	Corporate Action - MQG.ASX Dividend		594.00	1,325.93
18 May 2020	Withdrawal	Cash Withdrawal - AAA.AXW Dividend Received	22.33		1,303.60
19 May 2020	Withdrawal	Cash Withdrawal - TPM.ASX Dividend Received	91.50		1,212.10
21 May 2020	Distribution Effect	Corporate Action - PDL.ASX Dividend		750.00	1,962.10

CASH TRANSACTION STATEMENT

Account Code: 6094496



Date	Activity	Description	Debit \$	Credit \$	Balance \$
25 May 2020	Withdrawal	Cash Withdrawal - MAQ0277AU.FND	39.80		1,922.30
		Distribution Received			
31 May 2020	Distribution Effect	Corporate Action - MAQ0277AU.FND		79.61	2,001.91
		Distribution			
23 Jun 2020	Withdrawal	Cash Withdrawal - MAQ0277AU.FND	79.61		1,922.30
		Distribution Received			
30 Jun 2020	Distribution Effect	Corporate Action - FUEL.AXW Dividend		758.94	2,681.24
30 Jun 2020	Distribution Effect	Corporate Action - IHVV.AXW Dividend		1,558.77	4,240.01
30 Jun 2020	Distribution Effect	Corporate Action - MAQ0277AU.FND		988.72	5,228.73
		Distribution			
30 Jun 2020	Distribution Effect	Corporate Action - MAQ0640AU.FND		560.99	5,789.72
		Distribution			
30 Jun 2020	Distribution Effect	Corporate Action - IOF0145AU.FND		892.35	6,682.07
		Distribution			
30 Jun 2020	Distribution Effect	Corporate Action - VEQ.AXW Dividend		430.84	7,112.91
30 Jun 2020	Distribution Effect	Corporate Action - BFL0019AU.FND		410.93	7,523.84
		Distribution			
30 Jun 2020	Distribution Effect	Corporate Action - LLC.ASX Dividend		118.04	7,641.88
30 Jun 2020		Closing Balance	32,846.08	30,237.32	7,641.88
Macquarie Cash Management Trust Account (MACQA.CASH)					
01 Jul 2019		Opening Balance			49,326.61
01 Jul 2019	Deposit	Cash Deposit - Sale: 7250@353.6501		25,614.88	74,941.49
		Reliance Worldwide Corporation Limited (RWC)			
02 Jul 2019	Distribution Effect	ALL.ASX Dividend Received		292.60	75,234.09
02 Jul 2019	Deposit	Rebate of Adviser Commission		7.91	75,242.00
02 Jul 2019	Withdrawal	Cash Withdrawal - Purchase:	34,745.48		40,496.52
		9850@352.4901 Reliance Worldwide Corporation Limited (RWC)			
03 Jul 2019	Distribution Effect	MQG.ASX Dividend Received		1,188.00	41,684.52
04 Jul 2019	Deposit	ATO ATO008000010735142		554.27	42,238.79
11 Jul 2019	Distribution Effect	IVV.AXW Dividend Received		249.95	42,488.74
12 Jul 2019	Distribution Effect	MAQ0277AU.FND Distribution Received		702.33	43,191.07
15 Jul 2019	Distribution Effect	MAQ0640AU.FND Distribution Received		5,197.76	48,388.83
15 Jul 2019	Management Fee	Jun 19 GST on Investment and Strategy Advice	95.60		48,293.23
15 Jul 2019	Management Fee	Jun 19 GST on Portfolio Tax Reporting and Analysis	22.30		48,270.93
15 Jul 2019	Management Fee	Jun 19 Investment and Strategy Advice	955.97		47,314.96
15 Jul 2019	Management Fee	Jun 19 Portfolio Tax Reporting and Analysis	222.95		47,092.01
15 Jul 2019	Management Fee	Rebate of Jun 19 GST on Portfolio Tax Reporting and Analysis		7.40	47,099.41
15 Jul 2019	Management Fee	Rebate of Jun 19 Portfolio Tax Reporting and Analysis		73.98	47,173.39
16 Jul 2019	Distribution Effect	AAA.AXW Dividend Received		99.98	47,273.37
16 Jul 2019	Distribution Effect	VEQ.AXW Dividend Received		1,327.92	48,601.29
16 Jul 2019	Withdrawal	Herron Accountants Inv	2,915.00		45,686.29
17 Jul 2019	Distribution Effect	IOF0145AU.FND Distribution Received		118.45	45,804.74
31 Jul 2019	Distribution Effect	Cash Deposit - Macquarie CMA Interest Paid		28.58	45,833.32
02 Aug 2019	Deposit	Rebate of Adviser Commission		9.62	45,842.94
02 Aug 2019	Distribution Effect	JHX.ASX Dividend Received		510.01	46,352.95
09 Aug 2019	Deposit	Cash Deposit - Sale: 495@1291.1394 Brambles (BXB)		6,366.39	52,719.34

CASH TRANSACTION STATEMENT

Account Code: 6094496



Date	Activity	Description	Debit \$	Credit \$	Balance \$
09 Aug 2019	Deposit	Cash Deposit - Sale: 160@3868.2875 Wesfarmers (WES)		6,164.51	58,883.85
15 Aug 2019	Management Fee	Jul 19 GST on Investment and Strategy Advice	100.31		58,783.54
15 Aug 2019	Management Fee	Jul 19 GST on Portfolio Tax Reporting and Analysis	22.79		58,760.75
15 Aug 2019	Management Fee	Jul 19 Investment and Strategy Advice	1,003.05		57,757.70
15 Aug 2019	Management Fee	Jul 19 Portfolio Tax Reporting and Analysis	227.88		57,529.82
15 Aug 2019	Management Fee	Rebate of Jul 19 GST on Portfolio Tax Reporting and Analysis		7.65	57,537.47
15 Aug 2019	Management Fee	Rebate of Jul 19 Portfolio Tax Reporting and Analysis		76.44	57,613.91
16 Aug 2019	Distribution Effect	AAA.AXW Dividend Received		85.08	57,698.99
27 Aug 2019	Distribution Effect	MAQ0277AU.FND Distribution Received		74.42	57,773.41
30 Aug 2019	Deposit	Cash Deposit - Sale: 200@2937.55 Aristocrat Leisure (ALL)		5,850.35	63,623.76
30 Aug 2019	Deposit	Cash Deposit - Sale: 600@2240.46 James Hardie Industries (JHX)		13,418.01	77,041.77
30 Aug 2019	Deposit	Cash Deposit - Sale: 610@1683.9902 Lendlease (LLC)		10,247.59	87,289.36
30 Aug 2019	Withdrawal	Cash Withdrawal - Purchase: 3500@163.57 AMP (AMP)	5,749.70		81,539.66
30 Aug 2019	Distribution Effect	Cash Deposit - Macquarie CMA Interest Paid		35.05	81,574.71
02 Sep 2019	Deposit	Cash Deposit - Sale: 50@12258.88 Macquarie Group (MQG)		6,104.69	87,679.40
02 Sep 2019	Withdrawal	Cash Withdrawal - Purchase: 925@654.5697 Pental Group (PDL)	6,079.52		81,599.88
03 Sep 2019	Withdrawal	Cash Withdrawal - Purchase: 840@5013.7 Tactical Cash (AAA)	42,142.72		39,457.16
03 Sep 2019	Deposit	Rebate of Adviser Commission		12.00	39,469.16
13 Sep 2019	Management Fee	Aug 19 GST on Investment and Strategy Advice	98.86		39,370.30
13 Sep 2019	Management Fee	Aug 19 GST on Portfolio Tax Reporting and Analysis	22.79		39,347.51
13 Sep 2019	Management Fee	Aug 19 Investment and Strategy Advice	988.57		38,358.94
13 Sep 2019	Management Fee	Aug 19 Portfolio Tax Reporting and Analysis	227.88		38,131.06
13 Sep 2019	Management Fee	Rebate of Aug 19 GST on Portfolio Tax Reporting and Analysis		7.65	38,138.71
13 Sep 2019	Management Fee	Rebate of Aug 19 Portfolio Tax Reporting and Analysis		76.44	38,215.15
16 Sep 2019	Deposit	Cash Deposit - Sale: 110@44036.5091 iShares S&P 500 ETF (IVV)		48,410.43	86,625.58
16 Sep 2019	Withdrawal	Cash Withdrawal - Purchase: 125@37615.304 iShares S&P 500 AUD Hedged ETF (IHVV)	47,048.40		39,577.18
16 Sep 2019	Distribution Effect	LLC.ASX Dividend Received		825.00	40,402.18
17 Sep 2019	Distribution Effect	AAA.AXW Dividend Received		135.24	40,537.42
18 Sep 2019	Deposit	Cash Deposit - Sale: 120@12945.0083 Macquarie Group (MQG)		15,509.26	56,046.68
18 Sep 2019	Application	MQG.ASX Share Purchase Plan Application	15,000.00		41,046.68
19 Sep 2019	Distribution Effect	RIO.ASX Dividend Received		538.27	41,584.95
20 Sep 2019	Distribution Effect	TAH.ASX Dividend Received		786.50	42,371.45
20 Sep 2019	Distribution Effect	WPL.ASX Dividend Received		346.05	42,717.50
24 Sep 2019	Distribution Effect	OSH.ASX Dividend Received		245.65	42,963.15
25 Sep 2019	Distribution Effect	BHP.ASX Dividend Received		795.92	43,759.07

CASH TRANSACTION STATEMENT

Account Code: 6094496



Date	Activity	Description	Debit \$	Credit \$	Balance \$
26 Sep 2019	Distribution Effect	TLS.ASX Dividend Received		636.00	44,395.07
27 Sep 2019	Deposit	Cash Deposit - Sale: 1220@2533.3098 Caltex Australia (CTX)		30,881.63	75,276.70
27 Sep 2019	Withdrawal	Cash Withdrawal - Purchase: 9400@211.18 Cybg PLC (CYB)	19,875.67		55,401.03
27 Sep 2019	Withdrawal	Cash Withdrawal - Purchase: 160@3208.45 Woodside Petroleum (WPL)	5,158.27		50,242.76
27 Sep 2019	Distribution Effect	ORG.ASX Dividend Received		783.75	51,026.51
30 Sep 2019	Distribution Effect	Cash Deposit - Macquarie CMA Interest Paid		26.17	51,052.68
02 Oct 2019	Deposit	Rebate of Adviser Commission		9.19	51,061.87
02 Oct 2019	Distribution Effect	FMG.ASX Dividend Received		1,008.00	52,069.87
03 Oct 2019	Distribution Effect	MAQ0277AU.FND Distribution Received		74.42	52,144.29
03 Oct 2019	Distribution Effect	SEK.ASX Dividend Received		426.80	52,571.09
04 Oct 2019	Distribution Effect	CTX.ASX Dividend Received		390.40	52,961.49
09 Oct 2019	Distribution Effect	WES.ASX Dividend Received		499.20	53,460.69
10 Oct 2019	Distribution Effect	BXB.ASX Dividend Received		294.35	53,755.04
11 Oct 2019	Distribution Effect	FLT.ASX Dividend Received		735.00	54,490.04
11 Oct 2019	Distribution Effect	RWC.ASX Dividend Received		492.50	54,982.54
15 Oct 2019	Management Fee	Sep 19 GST on Investment and Strategy Advice	98.68		54,883.86
15 Oct 2019	Management Fee	Sep 19 GST on Portfolio Tax Reporting and Analysis	22.30		54,861.56
15 Oct 2019	Management Fee	Sep 19 Investment and Strategy Advice	986.84		53,874.72
15 Oct 2019	Management Fee	Sep 19 Portfolio Tax Reporting and Analysis	222.95		53,651.77
15 Oct 2019	Management Fee	Rebate of Sep 19 Portfolio Tax Reporting and Analysis		73.98	53,725.75
15 Oct 2019	Management Fee	Rebate of Sep 19 GST on Portfolio Tax Reporting and Analysis		7.40	53,733.15
16 Oct 2019	Distribution Effect	AAA.AXW.Dividend Received		139.41	53,872.56
16 Oct 2019	Distribution Effect	VEQ.AXW Dividend Received		386.50	54,259.06
17 Oct 2019	Distribution Effect	IOF0145AU.FND Distribution Received		38.11	54,297.17
17 Oct 2019	Distribution Effect	MAQ0277AU.FND Distribution Received		74.42	54,371.59
17 Oct 2019	Application	MAQ0277AU.FND Application	7,780.00		46,591.59
22 Oct 2019	Distribution Effect	BXB.ASX Dividend Received		588.70	47,180.29
29 Oct 2019	Deposit	Cash Deposit - Sale: 330@2204.6394 Seek (SEK)		7,250.56	54,430.85
31 Oct 2019	Distribution Effect	Cash Deposit - Macquarie CMA Interest Paid		22.46	54,453.31
04 Nov 2019	Deposit	Rebate of Adviser Commission		10.83	54,464.14
06 Nov 2019	Deposit	Cash Deposit - Sale: 3350@724.0901 Oil Search (OSH)		24,232.27	78,696.41
06 Nov 2019	Withdrawal	Cash Withdrawal - Purchase: 11200@238.91 Beach Energy Limited (BPT)	26,782.67		51,913.74
12 Nov 2019	Deposit	Cash Deposit - Sale: 875@954.9097 Fortescue Metals Group (FMG)		8,330.71	60,244.45
12 Nov 2019	Deposit	Cash Deposit - Sale: 1650@427.08 Reliance Worldwide Corporation Limited (RWC)		7,022.07	67,266.52
15 Nov 2019	Management Fee	Oct 19 GST on Investment and Strategy Advice	102.93		67,163.59
15 Nov 2019	Management Fee	Oct 19 GST on Portfolio Tax Reporting and Analysis	22.79		67,140.80
15 Nov 2019	Management Fee	Oct 19 Investment and Strategy Advice	1,029.32		66,111.48

CASH TRANSACTION STATEMENT

Account Code: 6094496



Date	Activity	Description	Debit \$	Credit \$	Balance \$
15 Nov 2019	Management Fee	Oct 19 Portfolio Tax Reporting and Analysis	227.88		65,883.60
15 Nov 2019	Management Fee	Rebate of Oct 19 Portfolio Tax Reporting and Analysis		76.44	65,960.04
15 Nov 2019	Management Fee	Rebate of Oct 19 GST on Portfolio Tax Reporting and Analysis		7.65	65,967.69
18 Nov 2019	Distribution Effect	AAA.AXW Dividend Received		118.23	66,085.92
18 Nov 2019	Distribution Effect	MAQ0277AU.FND Distribution Received		89.72	66,175.64
19 Nov 2019	Distribution Effect	TPM.ASX Dividend Received		61.00	66,236.64
20 Nov 2019	Deposit	Cash Deposit - Sale: 1000@824 Origin Energy (ORG)		8,215.25	74,451.89
29 Nov 2019	Distribution Effect	Cash Deposit - Macquarie CMA Interest Paid		26.94	74,478.83
03 Dec 2019	Deposit	Rebate of Adviser Commission		13.25	74,492.08
09 Dec 2019	Application	MAQ0640AU.FND Application	15,980.00		58,512.08
13 Dec 2019	Management Fee	Nov 19 GST on Ongoing Service Fee	126.01		58,386.07
13 Dec 2019	Management Fee	Nov 19 Ongoing Service Fee	1,260.00		57,126.07
13 Dec 2019	Management Fee	Rebate of Nov 19 Ongoing Service Fee		73.98	57,200.05
13 Dec 2019	Management Fee	Rebate of Nov 19 GST on Ongoing Service Fee		7.40	57,207.45
17 Dec 2019	Distribution Effect	AAA.AXW Dividend Received		109.13	57,316.58
17 Dec 2019	Distribution Effect	All.ASX Dividend Received		384.20	57,700.78
17 Dec 2019	Distribution Effect	MAQ0277AU.FND Distribution Received		89.72	57,790.50
18 Dec 2019	Withdrawal	Cash Withdrawal - Purchase: 145@5010 Tactical Cash (AAA)	7,289.25		50,501.25
18 Dec 2019	Withdrawal	Cash Withdrawal - Purchase: 445@1222.5011 Brambles (BXB)	5,464.88		45,036.37
18 Dec 2019	Withdrawal	Cash Withdrawal - Purchase: 320@1944 Lendlease (LLC)	6,245.55		38,790.82
18 Dec 2019	Withdrawal	Cash Withdrawal - Purchase: 45@10205.4444 Rio Tinto (RIO)	4,617.20		34,173.62
18 Dec 2019	Distribution Effect	MQG.ASX Dividend Received		712.50	34,886.12
19 Dec 2019	Distribution Effect	PDL.ASX Dividend Received		1,125.00	36,011.12
20 Dec 2019	Distribution Effect	JHX.ASX Dividend Received		130.38	36,141.50
31 Dec 2019	Distribution Effect	Cash Deposit - Macquarie CMA Interest Paid		22.14	36,163.64
03 Jan 2020	Deposit	Rebate of Adviser Commission		11.10	36,174.74
14 Jan 2020	Deposit	Cash Deposit - Sale: 775@903.1703 Pental Group (PDL)		6,974.82	43,149.56
15 Jan 2020	Distribution Effect	IOF0145AU.FND Distribution Received		104.62	43,254.18
15 Jan 2020	Management Fee	Dec 19 GST on Ongoing Service Fee	129.21		43,124.97
15 Jan 2020	Management Fee	Dec 19 Ongoing Service Fee	1,292.10		41,832.87
15 Jan 2020	Management Fee	Rebate of Dec 19 Ongoing Service Fee		76.44	41,909.31
15 Jan 2020	Management Fee	Rebate of Dec 19 GST on Ongoing Service Fee		7.65	41,916.96
17 Jan 2020	Distribution Effect	AAA.AXW Dividend Received		124.74	42,041.70
17 Jan 2020	Distribution Effect	VEQ.AXW Dividend Received		458.33	42,500.03
24 Jan 2020	Deposit	Cash Deposit - Sale: 600@1264.24 Fortescue Metals Group (FMG)		7,560.69	50,060.72
31 Jan 2020	Distribution Effect	Cash Deposit - Macquarie CMA Interest Paid		17.14	50,077.86
04 Feb 2020	Deposit	Rebate of Adviser Commission		8.87	50,086.73
04 Feb 2020	Distribution Effect	MAQ0277AU.FND Distribution Received		89.72	50,176.45
07 Feb 2020	Deposit	Cash Deposit - Sale: 270@3671.0815 Aristocrat Leisure (ALL)		9,887.17	60,063.62

CASH TRANSACTION STATEMENT

Account Code: 6094496



Date	Activity	Description	Debit \$	Credit \$	Balance \$
07 Feb 2020	Deposit	Cash Deposit - Sale: 320@3162.0188 James Hardie Industries (JHX)		10,093.71	70,157.33
07 Feb 2020	Withdrawal	Cash Withdrawal - Purchase: 150@4028.84 Flight Centre Travel Group (FLT)	6,068.01		64,089.32
14 Feb 2020	Management Fee	Jan 20 GST on Ongoing Service Fee	131.20		63,958.12
14 Feb 2020	Management Fee	Jan 20 Ongoing Service Fee	1,311.95		62,646.17
14 Feb 2020	Management Fee	Rebate of Jan 20 Ongoing Service Fee		76.44	62,722.61
14 Feb 2020	Management Fee	Rebate of Jan 20 GST on Ongoing Service Fee		7.65	62,730.26
18 Feb 2020	Withdrawal	Cash Withdrawal - Purchase: 3200@209.41 Beach Energy Limited (BPT)	6,725.87		56,004.39
18 Feb 2020	Distribution Effect	AAA.AXW Dividend Received		119.65	56,124.04
20 Feb 2020	Distribution Effect	MAQ0277AU.FND Distribution Received		112.16	56,236.20
26 Feb 2020	Deposit	Cash Deposit - Sale: 705@5010 Tactical Cash (AAA)		35,295.09	91,531.29
26 Feb 2020	Application	BFL0019AU.FND Application	33,830.00		57,701.29
28 Feb 2020	Distribution Effect	Cash Deposit - Macquarie CMA Interest Paid		23.09	57,724.38
03 Mar 2020	Deposit	Rebate of Adviser Commission		11.51	57,735.89
11 Mar 2020	Withdrawal	Cash Withdrawal - Purchase: 380@2478.0789 Flight Centre Travel Group (FLT)	9,441.45		48,294.44
11 Mar 2020	Withdrawal	Cash Withdrawal - Purchase: 1275@554.68 Pental Group (PDL)	7,096.92		41,197.52
11 Mar 2020	Withdrawal	Cash Withdrawal - Purchase: 330@2177.8909 Woodside Petroleum (WPL)	7,211.79		33,985.73
13 Mar 2020	Withdrawal	Cash Withdrawal - Purchase: 900@604.18 Origin Energy (ORG)	5,462.37		28,523.36
13 Mar 2020	Withdrawal	Cash Withdrawal - Purchase: 3250@232.58 Virgin Money Uk PLC (VUK)	7,583.60		20,939.76
13 Mar 2020	Withdrawal	Cash Withdrawal - Purchase: 5200@140.23 Beach Energy Limited (BPT)	7,316.71		13,623.05
13 Mar 2020	Management Fee	Rebate of Feb 20 GST on Ongoing Service Fee		7.15	13,630.20
13 Mar 2020	Management Fee	Rebate of Feb 20 Ongoing Service Fee		71.50	13,701.70
13 Mar 2020	Management Fee	Feb 20 GST on Ongoing Service Fee	115.55		13,586.15
13 Mar 2020	Management Fee	Feb 20 Ongoing Service Fee	1,155.53		12,430.62
17 Mar 2020	Distribution Effect	LLC.ASX Dividend Received		738.00	13,168.62
17 Mar 2020	Distribution Effect	AAA.AXW Dividend Received		75.23	13,243.85
18 Mar 2020	Distribution Effect	TAH.ASX Dividend Received		786.50	14,030.35
20 Mar 2020	Distribution Effect	WPL.ASX Dividend Received		673.37	14,703.72
24 Mar 2020	Deposit	Cash Deposit - Sale: 2725@1070.2899 Fortescue Metals Group (FMG)		29,140.65	43,844.37
24 Mar 2020	Withdrawal	Cash Withdrawal - Purchase: 420@1768.1905 James Hardie Industries (JHX)	7,451.15		36,393.22
24 Mar 2020	Withdrawal	Cash Withdrawal - Purchase: 890@1077.3101 Lendlease (LLC)	9,612.81		26,780.41
24 Mar 2020	Withdrawal	Cash Withdrawal - Purchase: 45@8597.3556 Macquarie Group (MQG)	3,893.56		22,886.85
24 Mar 2020	Withdrawal	Cash Withdrawal - Purchase: 1630@958.9301 Treasury Wine Estates Limited (TWE)	15,655.31		7,231.54
24 Mar 2020	Distribution Effect	BHP.ASX Dividend Received		695.83	7,927.37

CASH TRANSACTION STATEMENT

Account Code: 6094496



Date	Activity	Description	Debit \$	Credit \$	Balance \$
25 Mar 2020	Application	MAQ0277AU.FND Redemption		5,005.76	12,933.13
27 Mar 2020	Withdrawal	Cash Withdrawal - Purchase: 4200@112.69 AMP (AMP)	4,757.73		8,175.40
27 Mar 2020	Distribution Effect	ORG.ASX Dividend Received		633.75	8,809.15
27 Mar 2020	Distribution Effect	TLS.ASX Dividend Received		636.00	9,445.15
31 Mar 2020	Distribution Effect	BPT.ASX Dividend Received		144.00	9,589.15
31 Mar 2020	Distribution Effect	WES.ASX Dividend Received		480.00	10,069.15
31 Mar 2020	Distribution Effect	Cash Deposit - Macquarie CMA Interest Paid		7.47	10,076.62
02 Apr 2020	Deposit	Rebate of Adviser Commission		6.00	10,082.62
06 Apr 2020	Deposit	Cash Deposit - Sale: 580@5007 Tactical Cash (AAA)		29,015.85	39,098.47
06 Apr 2020	Distribution Effect	FMG.ASX Dividend Received		2,071.00	41,169.47
07 Apr 2020	Deposit	Cash Deposit - Sale: 780@4995.4795 Vanguard Ftse Europe ETF (VEQ)		38,938.13	80,107.60
07 Apr 2020	Withdrawal	Cash Withdrawal - Purchase: 110@31054.4091 iShares S&P500 AUD Hedged (IHVV)	34,184.88		45,922.72
09 Apr 2020	Withdrawal	Cash Withdrawal - Purchase: 850@996.06 Flight Centre Travel Group Limited (FLT)	8,491.26		37,431.46
09 Apr 2020	Distribution Effect	BXB.ASX Dividend Received		331.16	37,762.62
15 Apr 2020	Management Fee	Rebate of Mar 20 GST on Ongoing Service Fee		6.96	37,769.58
15 Apr 2020	Distribution Effect	MAQ0277AU.FND Distribution Received		67.30	37,836.88
15 Apr 2020	Management Fee	Rebate of Mar 20 Ongoing Service Fee		69.54	37,906.42
15 Apr 2020	Management Fee	Mar 20 GST on Ongoing Service Fee	103.58		37,802.84
15 Apr 2020	Management Fee	Mar 20 Ongoing Service Fee	1,035.81		36,767.03
16 Apr 2020	Deposit	Cash Deposit - Sale: 725@762.6897 TPG Telecom (TPM)		5,504.75	42,271.78
16 Apr 2020	Distribution Effect	RIO.ASX Dividend Received		769.43	43,041.21
17 Apr 2020	Deposit	Cash Deposit - Sale: 300@5008 Tactical Cash (AAA)		14,999.25	58,040.46
20 Apr 2020	Withdrawal	Cash Withdrawal - Purchase: 4300@150.01 Virgin Money Uk PLC (VUK)	6,475.18		51,565.28
20 Apr 2020	Distribution Effect	AAA.AXW Dividend Received		65.90	51,631.18
20 Apr 2020	Distribution Effect	VEQ.AXW Dividend Received		397.62	52,028.80
21 Apr 2020	Withdrawal	Herron Accountants Inv	2,915.00		49,113.80
23 Apr 2020	Application	MAQ0640AU.FND Redemption		28,479.67	77,593.47
27 Apr 2020	Deposit	ATO ATO009000011965451		7,009.10	84,602.57
27 Apr 2020	Application	BFL0019AU.FND Application	9,380.00		75,222.57
27 Apr 2020	Application	UBS8018AU.FND Application	24,200.00		51,022.57
28 Apr 2020	Application	FLT.ASX Share Purchase Plan Application	6,624.00		44,398.57
30 Apr 2020	Application	BFL0019AU.FND Application - Returned		1,970.00	46,368.57
30 Apr 2020	Distribution Effect	Cash Deposit - Macquarie CMA Interest Paid		1.79	46,370.36
01 May 2020	Distribution Effect	IOF0145AU.FND Distribution Received		52.23	46,422.59
01 May 2020	Distribution Effect	MAQ0277AU.FND Distribution Received		19.90	46,442.49
04 May 2020	Deposit	Cash Deposit - Sale: 20@36059.75 iShares S&P500 AUD Hedged (IHVV)		7,187.20	53,629.69
04 May 2020	Withdrawal	Cash Withdrawal - Purchase: 200@2549.05 Aristocrat Leisure (ALL)	5,122.85		48,506.84
04 May 2020	Withdrawal	Cash Withdrawal - Purchase: 670@1014.8403 Treasury Wine Estates Limited (TWE)	6,824.18		41,682.66
04 May 2020	Deposit	Rebate of Adviser Commission		8.97	41,691.63
07 May 2020	Distribution Effect	BFL0019AU.FND Distribution Received		59.83	41,751.46

CASH TRANSACTION STATEMENT

Account Code: 6094496



Date	Activity	Description	Debit \$	Credit \$	Balance \$
15 May 2020	Management Fee	Rebate of Apr 20 GST on Ongoing Service Fee		7.40	41,758.86
15 May 2020	Management Fee	Rebate of Apr 20 Ongoing Service Fee		73.98	41,832.84
15 May 2020	Management Fee	Apr 20 GST on Ongoing Service Fee	108.86		41,723.98
15 May 2020	Management Fee	Apr 20 Ongoing Service Fee	1,088.53		40,635.45
18 May 2020	Deposit	Cash Deposit - Sale: 2325@717.2301 TPG Telecom (TPM)		16,650.85	57,286.30
18 May 2020	Withdrawal	Cash Withdrawal - Purchase: 3400@551.54 Sydney Airport (SYD)	18,777.11		38,509.19
18 May 2020	Withdrawal	Cash Withdrawal - Purchase: 3950@131.8901 Virgin Money Uk PLC (VUK)	5,234.41		33,274.78
18 May 2020	Distribution Effect	AAA.AXW Dividend Received		22.33	33,297.11
19 May 2020	Distribution Effect	TPM.ASX Dividend Received		91.50	33,388.61
22 May 2020	Deposit	Cash Deposit - Sale: 740@5008.0905 Tactical Cash (AAA)		37,033.89	70,422.50
22 May 2020	Application	LLC.ASX Share Purchase Plan Application	20,000.00		50,422.50
25 May 2020	Deposit	Cash Deposit - Sale: 1850@320.84 TABCORP Holdings (TAH)		5,910.79	56,333.29
25 May 2020	Distribution Effect	MAQ0277AU.FND Distribution Received		39.80	56,373.09
27 May 2020	Application	IOF0145AU.FND Application	10,360.00		46,013.09
29 May 2020	Distribution Effect	Cash Deposit - Macquarie CMA Interest Paid		1.89	46,014.98
01 Jun 2020	Deposit	Cash Deposit - Sale: 800@1361.68 Flight Centre Travel Group Limited (FLT)		10,868.69	56,883.67
01 Jun 2020	Deposit	Cash Deposit - Sale: 290@2685.131 James Hardie Industries (JHX)		7,762.13	64,645.80
02 Jun 2020	Deposit	Rebate of Adviser Commission		9.23	64,655.03
03 Jun 2020	Deposit	Transfer - CMH 965265994		25,000.00	89,655.03
15 Jun 2020	Management Fee	Rebate of May 20 GST on Ongoing Service Fee		7.65	89,662.68
15 Jun 2020	Management Fee	Rebate of May 20 Ongoing Service Fee		76.44	89,739.12
15 Jun 2020	Management Fee	May 20 GST on Ongoing Service Fee	115.51		89,623.61
15 Jun 2020	Management Fee	May 20 Ongoing Service Fee	1,155.06		88,468.55
17 Jun 2020	Deposit	Cash Deposit - Sale: 5125@565.6 Origin Energy (ORG)		28,962.25	117,430.80
17 Jun 2020	Deposit	Cash Deposit - Sale: 810@2110.7704 Woodside Petroleum (WPL)		17,072.49	134,503.29
17 Jun 2020	Withdrawal	Cash Withdrawal - Purchase: 12185@371.56 Betashares Global Energy Companies ETF (FUEL)	45,303.28		89,200.01
23 Jun 2020	Deposit	SuperChoice P/L PC170620-059814761		387.66	89,587.67
23 Jun 2020	Distribution Effect	MAQ0277AU.FND Distribution Received		79.61	89,667.28
30 Jun 2020	Distribution Effect	Cash Deposit - Macquarie CMA Interest Paid		3.54	89,670.82
30 Jun 2020	Application	BFL0019AU.FND Application	13,940.00		75,730.82
30 Jun 2020	Application	MAQ0277AU.FND Application	15,680.00		60,050.82
30 Jun 2020		Closing Balance	634,325.28	645,049.49	60,050.82
Total			843,810.79	881,546.24	97,312.70

*If you traded on ANN, BPT, TAH and/or VEQ throughout the financial year, you may have incurred an external brokerage fee charged to the Macquarie Cash Management Account. For CGT reporting purposes, the cash transaction has been adjusted by removing it from the ELSTON CASH TRANSACTION STATEMENT and is instead reflected in the brokerage fee component of the corresponding capital trade shown in the ELSTON CAPITAL TRANSACTIONS REPORT. The purpose of this is to take the fee into consideration in the CGT position.

REALISED CAPITAL GAINS/LOSSES

From 1 July 2019 Through 30 June 2020

Account Name: TBI GROUP PTY LTD
<TBI INVESTMENTS SUPERANNUATION FUND>



Sale Date	Purchase Date	Sale Quantity	Actual Cost \$	Sale Proceeds \$	Cost Base \$	Reduced Cost Base \$	Indexed Cost Base \$	Indexed Gain \$	Gross Discounted Gain \$	Non-Discounted Gain \$	CGT Loss \$
AAA - Betasharescshetf											
24-Feb-2020	27-Oct-2017	380	19,085.55	19,024.30	19,078.03	19,078.03					53.73
20-May-2020	04-Apr-2018	380	19,062.18	19,017.40	19,054.45	19,054.45					37.05
24-Feb-2020	29-May-2019	325	16,312.52	16,270.79	16,310.20	16,310.20					39.42
02-Apr-2020	29-May-2019	255	12,799.06	12,756.97	12,796.96	12,796.96					39.99
02-Apr-2020	30-Aug-2019	180	9,030.58	9,004.92	9,029.63	9,029.63					24.71
15-Apr-2020	30-Aug-2019	300	15,050.97	14,999.25	15,049.38	15,049.38					50.13
20-May-2020	30-Aug-2019	360	18,061.17	18,016.49	18,059.12	18,059.12					42.63
02-Apr-2020	16-Dec-2019	145	7,289.25	7,253.96	7,288.90	7,288.90					34.94
Total for Product:		2,325	116,691.28	116,344.08	116,666.66	116,666.66					322.60
ALD - Ampol Limited											
25-Sep-2019	08-Jun-2017	199	6,411.49	5,037.25	6,411.49	6,411.49					1,374.24
25-Sep-2019	21-Jun-2017	490	15,229.45	12,403.28	15,229.45	15,229.45					2,826.17
25-Sep-2019	28-May-2018	150	4,368.78	3,796.92	4,368.78	4,368.78					571.86
25-Sep-2019	20-Jun-2019	381	8,610.81	9,644.18	8,610.81	8,610.81				1,033.37	
Total for Product:		1,220	34,620.53	30,881.63	34,620.53	34,620.53				1,033.37	4,772.27
ALL - Aristocrat Leisure											
28-Aug-2019	29-Sep-2017	200	4,193.66	5,850.35	4,193.66	4,193.66			1,656.69		
05-Feb-2020	29-Sep-2017	270	5,661.44	9,887.17	5,661.44	5,661.44			4,225.73		
Total for Product:		470	9,855.10	15,737.52	9,855.10	9,855.10			5,882.42		
BXB - Brambles Limited											
07-Aug-2019	08-Jun-2017	495	5,108.46	6,366.39	5,108.46	5,108.46			1,257.93		
Total for Product:		495	5,108.46	6,366.39	5,108.46	5,108.46			1,257.93		
FLT - Flight Centre Travel											
28-May-2020	08-Jun-2017	160	5,717.63	2,173.74	5,717.63	5,717.63					3,543.89

REALISED CAPITAL GAINS/LOSSES

Account Code: 6094496



Sale Date	Purchase Date	Sale Quantity	Actual Cost \$	Sale Proceeds \$	Cost Base \$	Reduced Cost Base \$	Indexed Cost Base \$	Indexed Gain \$	Gross Discounted Gain \$	Non-Discounted Gain \$	CGT Loss \$
28-May-2020	21-Jun-2017	70	2,633.25	951.01	2,633.25	2,633.25					1,682.24
28-May-2020	12-Sep-2018	120	6,869.55	1,630.30	6,869.55	6,869.55					5,239.25
28-May-2020	02-Nov-2018	170	7,813.30	2,309.60	7,813.30	7,813.30					5,503.70
28-May-2020	28-Mar-2019	130	5,389.99	1,766.16	5,389.99	5,389.99					3,623.83
28-May-2020	05-Feb-2020	150	6,068.01	2,037.88	6,068.01	6,068.01					4,030.13
Total for Product:		800	34,491.73	10,868.69	34,491.73	34,491.73					23,623.04
FMG - Fortescue Metals Group											
08-Nov-2019	18-Oct-2018	875	3,455.37	8,330.71	3,455.37	3,455.37			4,875.34		
22-Jan-2020	18-Oct-2018	600	2,369.39	7,560.69	2,369.39	2,369.39			5,191.30		
20-Mar-2020	18-Oct-2018	2,725	10,761.00	29,140.65	10,761.00	10,761.00			18,379.65		
Total for Product:		4,200	16,585.76	45,032.05	16,585.76	16,585.76			28,446.29		
IHVV - iShs S&P500AUDHedged											
30-Apr-2020	13-Sep-2019	20	7,527.74	7,187.20	7,527.74	7,527.74					340.54
Total for Product:		20	7,527.74	7,187.20	7,527.74	7,527.74					340.54
IVV - iShares S&P 500 ETF											
13-Sep-2019	21-Jun-2017	110	35,809.75	48,410.43	35,809.75	35,809.75			12,600.68		
Total for Product:		110	35,809.75	48,410.43	35,809.75	35,809.75			12,600.68		
JHX - James Hardie Indust											
28-Aug-2019	20-Dec-2017	600	13,393.76	13,418.01	13,393.76	13,393.76			24.25		
05-Feb-2020	20-Dec-2017	320	7,143.34	10,093.71	7,143.34	7,143.34			2,950.37		
28-May-2020	20-Dec-2017	110	2,455.52	2,944.26	2,455.52	2,455.52			488.73		
28-May-2020	21-Sep-2018	180	3,731.99	4,817.87	3,731.99	3,731.99			1,085.89		
Total for Product:		1,210	26,724.61	31,273.85	26,724.61	26,724.61			4,549.24		
LLC - Lendlease Group											
28-Aug-2019	08-Jun-2017	610	9,692.57	10,247.59	9,625.00	9,613.26			622.59		

REALISED CAPITAL GAINS/LOSSES

Account Code: 6094496



Sale Date	Purchase Date	Sale Quantity	Actual Cost \$	Sale Proceeds \$	Cost Base \$	Reduced Cost Base \$	Indexed Cost Base \$	Indexed Gain \$	Gross Discounted Gain \$	Non-Discounted Gain \$	CGT Loss \$
Total for Product:		610	9,692.57	10,247.59	9,625.00	9,613.26			622.59		
MAQ0277AU - Macquarie Income Opportunities Fund											
13-Mar-2020	19-Sep-2017	5,064	5,172.37	5,005.76	5,172.33	5,172.33					166.57
Total for Product:		5,064	5,172.37	5,005.76	5,172.33	5,172.33					166.57
MAQ0640AU - Macquarie Asia New Stars No1 Fund											
08-Apr-2020	19-Sep-2017	24,360.3400	38,235.99	28,479.67	38,235.99	38,235.99					9,756.32
Total for Product:		24,360	38,235.99	28,479.67	38,235.99	38,235.99					9,756.32
MQG - Macquarie Group Ltd											
16-Sep-2019	08-Jun-2017	40	3,488.15	5,169.75	3,488.15	3,488.15			1,681.60		
29-Aug-2019	21-Jun-2017	50	4,467.38	6,104.69	4,467.38	4,467.38			1,637.32		
16-Sep-2019	21-Jun-2017	80	7,147.80	10,339.51	7,147.80	7,147.80			3,191.71		
Total for Product:		170	15,103.33	21,613.95	15,103.33	15,103.33			6,510.63		
ORG - Origin Energy											
15-Jun-2020	08-Jun-2017	1,720	12,752.75	9,720.01	12,752.75	12,752.75					3,032.74
18-Nov-2019	21-Jun-2017	1,000	6,823.16	8,215.25	6,823.16	6,823.16			1,392.09		
15-Jun-2020	21-Jun-2017	880	6,004.39	4,973.03	6,004.39	6,004.39					1,031.35
15-Jun-2020	09-Aug-2017	625	4,508.75	3,531.98	4,508.75	4,508.75					976.77
15-Jun-2020	05-Apr-2019	1,000	7,130.45	5,651.17	7,130.45	7,130.45					1,479.28
15-Jun-2020	11-Mar-2020	900	5,462.37	5,086.05	5,462.37	5,462.37					376.32
Total for Product:		6,125	42,681.87	37,177.50	42,681.87	42,681.87			1,392.09		6,896.46
OSH - Oil Search Ltd											
04-Nov-2019	08-Jun-2017	1,200	8,270.49	8,680.22	8,270.49	8,270.49			409.73		
04-Nov-2019	21-Jun-2017	2,150	14,020.39	15,552.05	14,020.39	14,020.39			1,531.66		
Total for Product:		3,350	22,290.88	24,232.27	22,290.88	22,290.88			1,941.39		

REALISED CAPITAL GAINS/LOSSES

Account Code: 6094496



Sale Date	Purchase Date	Sale Quantity	Actual Cost \$	Sale Proceeds \$	Cost Base \$	Reduced Cost Base \$	Indexed Cost Base \$	Indexed Gain \$	Gross Discounted Gain \$	Non-Discounted Gain \$	CGT Loss \$
PDL - Pental Group Ltd											
10-Jan-2020	01-Jun-2018	775	7,416.69	6,974.82	7,416.69	7,416.69					441.87
Total for Product:		775	7,416.69	6,974.82	7,416.69	7,416.69					441.87
RWC - Reliance Worldwide											
08-Nov-2019	28-Jun-2019	1,650	5,820.31	7,022.07	5,820.31	5,820.31				1,201.76	
Total for Product:		1,650	5,820.31	7,022.07	5,820.31	5,820.31				1,201.76	
SEK - Seek Limited											
25-Oct-2019	21-Jun-2017	330	5,564.94	7,250.56	5,564.94	5,564.94			1,685.62		
Total for Product:		330	5,564.94	7,250.56	5,564.94	5,564.94			1,685.62		
TAH - TABCORP Holdings Ltd											
21-May-2020	12-Sep-2018	1,850	9,056.72	5,910.79	9,056.72	9,056.72					3,145.93
Total for Product:		1,850	9,056.72	5,910.79	9,056.72	9,056.72					3,145.93
TPM - TPG Telecom Limited											
14-Apr-2020	29-Mar-2019	725	5,071.68	5,504.75	5,071.68	5,071.68			433.07		
14-May-2020	29-Mar-2019	2,325	16,264.34	16,650.85	16,264.34	16,264.34			386.51		
Total for Product:		3,050	21,336.02	22,155.60	21,336.02	21,336.02			819.58		
VEQ - Vgd Ftse Eur Shares											
03-Apr-2020	08-Jun-2017	490	26,344.08	24,461.13	26,339.17	26,339.17					1,878.03
03-Apr-2020	12-Jul-2018	290	15,904.48	14,477.00	15,901.57	15,901.57					1,424.58
Total for Product:		780	42,248.56	38,938.13	42,240.74	42,240.74					3,302.61
WES - Wesfarmers Limited											
07-Aug-2019	08-Mar-2019	160	5,538.54	6,164.51	5,538.54	5,538.54				625.97	
Total for Product:		160	5,538.54	6,164.51	5,538.54	5,538.54				625.97	

REALISED CAPITAL GAINS/LOSSES

Account Code: 6094496



Sale Date	Purchase Date	Sale Quantity	Actual Cost \$	Sale Proceeds \$	Cost Base \$	Reduced Cost Base \$	Indexed Cost Base \$	Indexed Gain \$	Gross Discounted Gain \$	Non-Discounted Gain \$	CGT Loss \$
WPL - Woodside Petroleum											
15-Jun-2020	08-Jun-2017	102	3,169.91	2,149.87	3,169.91	3,169.91					1,020.04
15-Jun-2020	21-Jun-2017	450	13,227.75	9,484.72	13,227.75	13,227.75					3,743.03
15-Jun-2020	19-Feb-2018	98	2,646.00	2,065.56	2,646.00	2,646.00					580.44
15-Jun-2020	25-Sep-2019	160	5,158.27	3,372.34	5,158.27	5,158.27					1,785.93
Total for Product:		810	24,201.93	17,072.49	24,201.93	24,201.93					7,129.44
Grand Total:		59,934	541,775.68	550,347.55	541,675.63	541,663.89			65,708.45	2,861.10	59,897.65

Net Gain: 8,671.90

Estimated Taxable Gain: * 5,781.56

* The Estimated Taxable Gain is calculated depending on the types of tax entity. Where applicable, Australian Self-managed Super Funds receive a discount of 33.33%; Individuals receive a discount of 50%; and Companies do not receive a discount.



TBI Investments Superannuation Fund
55 George Thorn Drive
THORNLANDS QLD 4164

Invoice Date
13 March 2020

ABN.
16 134 060 432

Invoice No.
23774

Client Code
JOHN123

TAX INVOICE

To our Professional Fees and Charges in attending to the following:-

Annual Administration

Input of data into BGL SimpleFund.

Analysis of income and expenses, raising year end accounting adjustments including profit and loss adjustments for:

- Revaluation of investments;
- Sale of investments; and
- Allocation of contributions received.

Preparation of Financial Statements for the TBI Investments Superannuation Fund for the year ended 30 June 2019.

Preparation of Member Benefit Statement for Trudee Ibrahim for the year ended 30 June 2019.

Preparation and Electronic Lodgement of the Fund Income Tax Return for the year ended 30 June 2019.

Preparation of Superannuation Contributions Notice of Intent to Claim a Tax Deduction.

Audit

Audit of the 2019 Financial Statements as performed by Super Audits.

Our Price
Plus: GST
TOTAL DUE

Split: ✓
Accounting - \$2,530
Audit - \$385 ✓

2,650.00
265.00

\$2,915.00



TBI Group Pty Ltd
55 George Thorn Drive
THORNLANDS QLD 4164

Invoice Date
13 January 2020

ABN.
16 134 060 432

Invoice No.
23365

Client Code
JOHN124

TAX INVOICE

To our Professional Fees and Charges in attending to the following:-

To the upkeep and maintenance of your Corporate Secretarial file for the year of registration including though not limited to:

- Preparation of standard ASIC forms as required;
- Attending to Company Annual Statement requirements;
- Ensuring up to date ASIC records are maintained;
- Preparation of Solvency Minute;
- Fulfilling all requirements as your registered office for the year and attending to all correspondence received on your behalf.

Our Price
Plus: GST
TOTAL DUE

180.00
18.00
\$ 198.00



Remittance Advice - Please return with your payment

Payment required within Fourteen (14) Days from date of Invoice

Invoice Due Date - 27 January 2020

Please forward cheques to:

Herron Accountants
PO Box 504
North Lakes QLD 4509
Ph: 07 3204 4166

For Direct Deposit:

BSB: 124 001
BoQ Account No: 21374214

Credit Card: Mastercard/Visa (Please circle)

Card No:

Expires: ____ / ____

Name on Card: _____

Signature: _____

Client Code: JOHN124

Invoice No: 23365

Amount Due: \$ 198.00

Amount Paid: \$ _____

Inquires 1300 300 630

Issue date 12 Jan 20

Company Statement

Extract of particulars - s346A(1) Corporations Act 2001

CORPORATE KEY: 75489875

Check this statement carefully

You are legally obligated to ensure that all your company details listed on this company statement are complete and correct. This is required under s346C (1) and/or s346B and s346C (2) of the *Corporations Act 2001*.

You must check this statement carefully and inform ASIC of any changes or corrections immediately. **Do not return this statement.** You must notify ASIC within 28 days after the date of change, and within 28 days after the date of issue of your annual company statement. Late lodgement of changes will result in late fees. These requirements do not apply to the **Additional company information**.

ACN 616 768 186
FOR TBI GROUP PTY LTD

REVIEW DATE: 11 January 20

You must notify ASIC of any changes to company details — Do not return this statement



To make changes to company details or amend incorrect information

- go to www.asic.gov.au/changes
- log in to our online services and make the required updates
- first time users will need to use the corporate key provided on this company statement



Phone if you've already notified ASIC of changes but they are not shown correctly in this statement.
Ph: 1300 300 630



Use your agent.

Company Statement

These are the current company details held by ASIC. You must check this statement carefully and inform ASIC of any changes or corrections immediately. Late fees apply. **Do not return this statement.**

1 Registered office
HERRON ACCOUNTANTS UNIT 1 48 FLINDERS PARADE NORTH LAKES QLD 4509

2 Principal place of business
55 GEORGE THORN DRIVE THORNLANDS QLD 4164

3 Officeholders

Name:	TRUDEE KERRALEE IBRAHIM
Born:	BRISBANE QLD
Date of birth:	27/07/1970
Address:	55 GEORGE THORN DRIVE THORNLANDS QLD 4164
Office(s) held:	DIRECTOR, APPOINTED 11/01/2017; SECRETARY, APPOINTED 11/01/2017

4 Company share structure

Share class	Shares description	Number issued	Total amount paid on these shares	Total amount unpaid on these shares
ORD	ORDINARY SHARES	10	\$10.00	\$0.00

5 Members

These details continue on the next page

TBI GROUP PTY LTD ACN 616 768 186

Page 1 of 2

Company statement continued

Name: TRUDEE KERRALEE IBRAHIM
Address: 55 GEORGE THORN DRIVE THORNLANDS QLD 4164

Share Class	Total number held	Fully paid	Beneficially held
ORD	10	Yes	Yes

You must notify ASIC within 28 days of the date of change, and within 28 days of the issue date of the annual company statement. Late lodgement of changes will result in late fees.

End of company statement

This concludes the information to which the company must respond (if incorrect) under s346C of the *Corporations Act 2001*.

Additional company information

This information is optional under the *Corporations Act 2001*. Late lodgement fees or late review fees do not apply to this information. To add, remove or change a contact address, see www.asic.gov.au/addresses.

6 Contact address for ASIC use only

Registered agent name: HERRON ACCOUNTANTS
Registered agent number: 5461
Address: PO BOX 504 NORTH LAKES QLD 4509



ASIC
Australian Securities & Investments Commission

ABN 86 768 265 615

TBI GROUP PTY LTD
HERRON ACCOUNTANTS
PO BOX 504 NORTH LAKES QLD 4509

INVOICE STATEMENT

Issue date 11 Jan 20

TBI GROUP PTY LTD

ACN 616 768 186

Account No. 22 616768186

Summary

Opening Balance	\$0.00
New items	\$54.00
Payments & credits	\$0.00
TOTAL DUE	\$54.00 ✓

- Amounts are not subject to GST. (Treasurer's determination - exempt taxes, fees and charges).
- Payment of your annual review fee will maintain your registration as an Australian company.

Transaction details are listed on the back of this page

Inquiries

www.asic.gov.au/invoices

1300 300 630

Please pay

Immediately	\$0.00
By 11 Mar 20	\$54.00

If you have already paid please ignore this invoice statement.

- Late fees will apply if you do NOT
 - tell us about a change during the period that the law allows
 - bring your company or scheme details up to date within 28 days of the date of issue of the annual statement, or
 - pay your review fee within 2 months of the annual review date.
- Information on late fee amounts can be found on the ASIC website.



ASIC
Australian Securities & Investments Commission

PAYMENT SLIP
TBI GROUP PTY LTD

ACN 616 768 186

Account No: 22 616768186



22 616768186

TOTAL DUE	\$54.00
Immediately	\$0.00
By 11 Mar 20	\$54.00

Payment options are listed on the back of this payment slip



Biller Code: 17301
Ref: 2296167681867



*814 129 0002296167681867 52

Transaction details:

page 2 of 2

	Transactions for this period	ASIC reference	\$ Amount
2020-01-11	Annual Review - Special Purpose Pty Co	3X3216077480P A	\$54.00
	Outstanding transactions		
2020-01-11	Annual Review - Special Purpose Pty Co	3X3216077480P A	\$54.00

PAYMENT OPTIONS



Billpay Code: 8929
Ref: 2296 1676 8186 752

Australia Post

Present this payment slip. Pay by cash, cheque or EFTPOS

Phone

Call 13 18 16 to pay by Mastercard or Visa

On-line

Go to postbillpay.com.au to pay by Mastercard or Visa

Mail

Mail this payment slip and cheque (do not staple) to ASIC,
Locked Bag 5000, Gippsland Mail Centre VIC 3841

Biller Code: 17301
Ref: 2296167681867

Telephone & Internet Banking – BPAY®
Contact your bank or financial institution to make this payment from your cheque, savings, debit, credit card or transaction account. More info: www.bpay.com.au

TBI Investments Superannuation Fund

Tax Reconciliation Report

For the year ended 30 June 2020

Tax Return Label	Date	Account Code	Account Name	Amount \$
C - Income - Gross interest				
	04/07/2019	25000/ATOTBI	ATO	0.94
	31/07/2019	25000/MBL964918783	Macquarie Cash Management Acc (964918783)	28.58
	30/08/2019	25000/MBL964918783	Macquarie Cash Management Acc (964918783)	35.05
	30/09/2019	25000/MBL964918783	Macquarie Cash Management Acc (964918783)	26.17
	31/10/2019	25000/MBL964918783	Macquarie Cash Management Acc (964918783)	22.46
	29/11/2019	25000/MBL964918783	Macquarie Cash Management Acc (964918783)	26.94
	31/12/2019	25000/MBL964918783	Macquarie Cash Management Acc (964918783)	22.14
	31/01/2020	25000/MBL964918783	Macquarie Cash Management Acc (964918783)	17.14
	28/02/2020	25000/MBL964918783	Macquarie Cash Management Acc (964918783)	23.09
	31/03/2020	25000/MBL964918783	Macquarie Cash Management Acc (964918783)	7.47
	30/04/2020	25000/MBL964918783	Macquarie Cash Management Acc (964918783)	1.79
	29/05/2020	25000/MBL964918783	Macquarie Cash Management Acc (964918783)	1.89
	30/06/2020	25000/MBL964918783	Macquarie Cash Management Acc (964918783)	3.54
Sub-Total				217.20
Ignore Cents				0.20
Total				217.00
D1 - Income - Gross foreign income				
	02/08/2019	23900/JHX1.AX	James Hardie Industries	637.51
	20/12/2019	23900/JHX1.AX	James Hardie Industries	162.98
	30/06/2020	23800/FUEL.AX	Betashares Global Energy Companies Etf - Currency Hedged	847.48
	30/06/2020	23800/IHV.V.AX	Ishares S&p 500 Aud Hedged Etf	506.83
	30/06/2020	23800/IOF0145AU	Janus Henderson Tactical Income Fund	170.21
	30/06/2020	23800/LLC.AX	Lend Lease Corporation Limited	28.97
	30/06/2020	23800/MAQ0277AU	Macquarie Income Opportunities Fund	590.89
	30/06/2020	23800/MAQ0640AU	Macquarie Asia New Stars Fund	718.34
	30/06/2020	23800/VEQ1.AX	Vanguard Ftse Europe Shares Etf	1,576.87
	30/06/2020	23800/BFL0019AU	4 Dimensions Gbl Infrastructure	360.13
Sub-Total				5,600.21
Ignore Cents				0.21
Total				5,600.00
D - Income - Net foreign income				
	02/08/2019	23900/JHX1.AX	James Hardie Industries	637.51
	20/12/2019	23900/JHX1.AX	James Hardie Industries	162.98
	30/06/2020	23800/FUEL.AX	Betashares Global Energy Companies Etf - Currency Hedged	847.48
	30/06/2020	23800/IHV.V.AX	Ishares S&p 500 Aud Hedged Etf	506.83
	30/06/2020	23800/IOF0145AU	Janus Henderson Tactical Income	170.21

TBI Investments Superannuation Fund

Tax Reconciliation Report

For the year ended 30 June 2020

Tax Return Label	Date	Account Code	Account Name	Amount \$
D - Income - Net foreign income				
			Fund	
	30/06/2020	23800/LLC.AX	Lend Lease Corporation Limited	28.97
	30/06/2020	23800/MAQ0277AU	Macquarie Income Opportunities Fund	590.89
	30/06/2020	23800/MAQ0640AU	Macquarie Asia New Stars Fund	718.34
	30/06/2020	23800/VEQ1.AX	Vanguard Ftse Europe Shares Etf	1,576.87
	30/06/2020	23800/BFL0019AU	4 Dimensions Gbl Infrastructure	360.13
Sub-Total				5,600.21
Ignore Cents				0.21
Total				5,600.00
J - Unfranked dividend amount				
	03/07/2019	23900/MQG.AX	Macquarie Group Limited	653.40
	24/09/2019	23900/OSH.AX	Oil Search Limited - DNR Capital	245.65
	10/10/2019	23900/BXB.AX	Brambles Limited	206.05
	22/10/2019	23900/BXB.AX	Brambles Limited	345.10
	18/12/2019	23900/MQG.AX	Macquarie Group Limited	427.50
	19/12/2019	23900/PDL.AX	Pendal Group Limited	1,012.50
	09/04/2020	23900/BXB.AX	Brambles Limited	231.81
Sub-Total				3,122.01
Ignore Cents				0.01
Total				3,122.00
K - Franked dividend amount				
	02/07/2019	23900/ALL.AX	Aristocrat Leisure Limited	292.60
	03/07/2019	23900/MQG.AX	Macquarie Group Limited	534.60
	19/09/2019	23900/RIO.AX	Rio Tinto Limited	538.27
	20/09/2019	23900/TAH.AX	Tabcorp Holdings Limited	786.50
	20/09/2019	23900/WPL.AX	Woodside Petroleum Ltd	346.05
	25/09/2019	23900/BHP.AX	BHP Group Limited	795.92
	26/09/2019	23900/TLS.AX	Telstra Corporation Limited.	636.00
	27/09/2019	23900/ORG.AX	Origin Energy Ltd	783.75
	02/10/2019	23900/FMG.AX	Fortescue Metals Group Ltd	1,008.00
	03/10/2019	23900/SEK.AX	Seek Limited - DNR Capital	426.80
	04/10/2019	23900/CTX.AX	Caltex Australia Limited	390.40
	09/10/2019	23900/WES.AX	Wesfarmers Limited	499.20
	10/10/2019	23900/BXB.AX	Brambles Limited	88.30
	11/10/2019	23900/FLT.AX	Flight Centre Travel Group Limited	735.00
	11/10/2019	23900/RWC.AX	Reliance Worldwide Corp Ltd	492.50
	19/11/2019	23900/TPM.AX	Tpg Telecom Limited	61.00
	17/12/2019	23900/ALL.AX	Aristocrat Leisure Limited	384.20
	18/12/2019	23900/MQG.AX	Macquarie Group Limited	285.00
	19/12/2019	23900/PDL.AX	Pendal Group Limited	112.50
	18/03/2020	23900/TAH.AX	Tabcorp Holdings Limited	786.50
	20/03/2020	23900/WPL.AX	Woodside Petroleum Ltd	673.37

TBI Investments Superannuation Fund

Tax Reconciliation Report

For the year ended 30 June 2020

Tax Return Label	Date	Account Code	Account Name	Amount \$
K - Franked dividend amount				
	24/03/2020	23900/BHP.AX	BHP Group Limited	695.83
	27/03/2020	23900/TLS.AX	Telstra Corporation Limited.	636.00
	27/03/2020	23900/ORG.AX	Origin Energy Ltd	633.75
	31/03/2020	23900/WES.AX	Wesfarmers Limited	480.00
	31/03/2020	23900/BPT.AX	Beach Energy Limited	144.00
	06/04/2020	23900/FMG.AX	Fortescue Metals Group Ltd	2,071.00
	09/04/2020	23900/BXB.AX	Brambles Limited	99.35
	16/04/2020	23900/RIO.AX	Rio Tinto Limited	769.43
	19/05/2020	23900/TPM.AX	Tpg Telecom Limited	91.50
Sub-Total				16,277.32
Ignore Cents				0.32
Total				16,277.00
L - Income - Dividend franking credit				
	02/07/2019	23900/ALL.AX	Aristocrat Leisure Limited	125.40
	03/07/2019	23900/MQG.AX	Macquarie Group Limited	229.11
	19/09/2019	23900/RIO.AX	Rio Tinto Limited	230.69
	20/09/2019	23900/TAH.AX	Tabcorp Holdings Limited	337.07
	20/09/2019	23900/WPL.AX	Woodside Petroleum Ltd	148.31
	25/09/2019	23900/BHP.AX	BHP Group Limited	341.11
	26/09/2019	23900/TLS.AX	Telstra Corporation Limited.	272.57
	27/09/2019	23900/ORG.AX	Origin Energy Ltd	335.89
	02/10/2019	23900/FMG.AX	Fortescue Metals Group Ltd	432.00
	03/10/2019	23900/SEK.AX	Seek Limited - DNR Capital	182.91
	04/10/2019	23900/CTX.AX	Caltex Australia Limited	167.31
	09/10/2019	23900/WES.AX	Wesfarmers Limited	213.94
	10/10/2019	23900/BXB.AX	Brambles Limited	37.84
	11/10/2019	23900/FLT.AX	Flight Centre Travel Group Limited	315.00
	11/10/2019	23900/RWC.AX	Reliance Worldwide Corp Ltd	211.07
	19/11/2019	23900/TPM.AX	Tpg Telecom Limited	26.14
	17/12/2019	23900/ALL.AX	Aristocrat Leisure Limited	164.66
	18/12/2019	23900/MQG.AX	Macquarie Group Limited	122.14
	19/12/2019	23900/PDL.AX	Pendal Group Limited	48.21
	18/03/2020	23900/TAH.AX	Tabcorp Holdings Limited	337.07
	20/03/2020	23900/WPL.AX	Woodside Petroleum Ltd	288.59
	24/03/2020	23900/BHP.AX	BHP Group Limited	298.21
	27/03/2020	23900/TLS.AX	Telstra Corporation Limited.	272.57
	27/03/2020	23900/ORG.AX	Origin Energy Ltd	271.61
	31/03/2020	23900/WES.AX	Wesfarmers Limited	205.71
	31/03/2020	23900/BPT.AX	Beach Energy Limited	61.71
	06/04/2020	23900/FMG.AX	Fortescue Metals Group Ltd	887.57
	09/04/2020	23900/BXB.AX	Brambles Limited	42.58
	16/04/2020	23900/RIO.AX	Rio Tinto Limited	329.76
	19/05/2020	23900/TPM.AX	Tpg Telecom Limited	39.21

TBI Investments Superannuation Fund

Tax Reconciliation Report

For the year ended 30 June 2020

Tax Return Label	Date	Account Code	Account Name	Amount \$
L - Income - Dividend franking credit				
Sub-Total				6,975.96
Ignore Cents				0.96
Total				6,975.00
M - Gross trust distributions				
	30/06/2020	23800/AAA.AX	Betashares Australian High Interest Cash Etf	982.42
	30/06/2020	23800/IHVV.AX	Ishares S&p 500 Aud Hedged Etf	0.04
	30/06/2020	23800/IOF0145AU	Janus Henderson Tactical Income Fund	766.36
	30/06/2020	23800/LLC.AX	Lend Lease Corporation Limited	901.11
	30/06/2020	23800/MAQ0277AU	Macquarie Income Opportunities Fund	1,138.00
	30/06/2020	23800/MAQ0640AU	Macquarie Asia New Stars Fund	241.93
	30/06/2020	23800/VEQ1.AX	Vanguard Ftse Europe Shares Etf	0.97
	30/06/2020	23800/BFL0019AU	4 Dimensions Gbl Infrastructure	11.52
Sub-Total				4,042.35
Ignore Cents				0.35
Total				4,042.00
R1 - Assessable employer contributions				
	23/06/2020	24200/IBRTRU00001A	(Contributions) Ibrahim, Trudee - Accumulation (Accumulation)	387.66
Sub-Total				387.66
Ignore Cents				0.66
Total				387.00
R2 - Assessable personal contributions				
	03/06/2020	24200/IBRTRU00001A	(Contributions) Ibrahim, Trudee - Accumulation (Accumulation)	24,612.34
Sub-Total				24,612.34
Ignore Cents				0.34
Total				24,612.00
R - Assessable contributions (R1 plus R2 plus R3 less R6)				
Assessable employer contributions				387.66
Assessable personal contributions				24,612.34
Sub-Total				25,000.00
Ignore Cents				0.00
Total				25,000.00
S - Income - Other income				
	02/07/2019	26500/00002	Rebate of Adviser Commission	7.91
	02/08/2019	26500/00002	Rebate of Adviser Commission	9.62
	03/09/2019	26500/00002	Rebate of Adviser Commission	12.00
	02/10/2019	26500/00002	Rebate of Adviser Commission	9.19
	04/11/2019	26500/00002	Rebate of Adviser Commission	10.83
	03/12/2019	26500/00002	Rebate of Adviser Commission	13.25
	03/01/2020	26500/00002	Rebate of Adviser Commission	11.10

TBI Investments Superannuation Fund

Tax Reconciliation Report

For the year ended 30 June 2020

Tax Return Label	Date	Account Code	Account Name	Amount \$
S - Income - Other income				
	04/02/2020	26500/00002	Rebate of Adviser Commission	8.87
	03/03/2020	26500/00002	Rebate of Adviser Commission	11.51
	02/04/2020	26500/00002	Rebate of Adviser Commission	6.00
	04/05/2020	26500/00002	Rebate of Adviser Commission	8.97
	02/06/2020	26500/00002	Rebate of Adviser Commission	9.23
	13/12/2019	26500/00003	Rebate of Portolio Tax Reporting & Analysis Fee	7.40
	13/12/2019	26500/00003	Rebate of Portolio Tax Reporting & Analysis Fee	73.98
	15/01/2020	26500/00003	Rebate of Portolio Tax Reporting & Analysis Fee	76.44
	15/01/2020	26500/00003	Rebate of Portolio Tax Reporting & Analysis Fee	7.65
	14/02/2020	26500/00003	Rebate of Portolio Tax Reporting & Analysis Fee	76.44
	14/02/2020	26500/00003	Rebate of Portolio Tax Reporting & Analysis Fee	7.65
	13/03/2020	26500/00003	Rebate of Portolio Tax Reporting & Analysis Fee	71.50
	13/03/2020	26500/00003	Rebate of Portolio Tax Reporting & Analysis Fee	7.15
	15/04/2020	26500/00003	Rebate of Portolio Tax Reporting & Analysis Fee	69.54
	15/04/2020	26500/00003	Rebate of Portolio Tax Reporting & Analysis Fee	6.96
	15/05/2020	26500/00003	Rebate of Portolio Tax Reporting & Analysis Fee	73.98
	15/05/2020	26500/00003	Rebate of Portolio Tax Reporting & Analysis Fee	7.40
	15/06/2020	26500/00003	Rebate of Portolio Tax Reporting & Analysis Fee	76.44
	15/06/2020	26500/00003	Rebate of Portolio Tax Reporting & Analysis Fee	7.65
	30/06/2020	26500/00003	Rebate of Portolio Tax Reporting & Analysis Fee	415.03
Sub-Total				1,103.69
Ignore Cents				0.69
Total				1,103.00
W - GROSS INCOME (Sum of labels A to U)				
				62,335.00
Sub-Total				62,335.00
Ignore Cents				0.00
Total				62,335.00
V - TOTAL ASSESSABLE INCOME (W less Y)				
				62,335.00
Sub-Total				62,335.00
Ignore Cents				0.00
Total				62,335.00
H1 - Expenses - SMSF auditor fee				
	21/04/2020	30700	Auditor's Remuneration	385.00

TBI Investments Superannuation Fund

Tax Reconciliation Report

For the year ended 30 June 2020

Tax Return Label	Date	Account Code	Account Name	Amount \$
H1 - Expenses - SMSF auditor fee				
Sub-Total				385.00
Ignore Cents				0.00
Total				385.00
I1 - Expenses - Investment expenses				
	15/07/2019	37500/00002	Investment Expenses	(73.98)
	15/07/2019	37500/00002	Investment Expenses	95.60
	15/07/2019	37500/00002	Investment Expenses	22.30
	15/07/2019	37500/00002	Investment Expenses	955.97
	15/07/2019	37500/00002	Investment Expenses	(7.40)
	15/07/2019	37500/00002	Investment Expenses	222.95
	15/08/2019	37500/00002	Investment Expenses	(7.65)
	15/08/2019	37500/00002	Investment Expenses	227.88
	15/08/2019	37500/00002	Investment Expenses	1,003.05
	15/08/2019	37500/00002	Investment Expenses	(76.44)
	15/08/2019	37500/00002	Investment Expenses	100.31
	15/08/2019	37500/00002	Investment Expenses	22.79
	13/09/2019	37500/00002	Investment Expenses	988.57
	13/09/2019	37500/00002	Investment Expenses	98.86
	13/09/2019	37500/00002	Investment Expenses	227.88
	13/09/2019	37500/00002	Investment Expenses	22.79
	13/09/2019	37500/00002	Investment Expenses	(76.44)
	13/09/2019	37500/00002	Investment Expenses	(7.65)
	15/10/2019	37500/00002	Investment Expenses	986.84
	15/10/2019	37500/00002	Investment Expenses	98.68
	15/10/2019	37500/00002	Investment Expenses	222.95
	15/10/2019	37500/00002	Investment Expenses	(7.40)
	15/10/2019	37500/00002	Investment Expenses	22.30
	15/10/2019	37500/00002	Investment Expenses	(73.98)
	15/11/2019	37500/00002	Investment Expenses	(7.65)
	15/11/2019	37500/00002	Investment Expenses	(76.44)
	15/11/2019	37500/00002	Investment Expenses	1,029.32
	15/11/2019	37500/00002	Investment Expenses	227.88
	15/11/2019	37500/00002	Investment Expenses	102.93
	15/11/2019	37500/00002	Investment Expenses	22.79
	13/12/2019	37500/00002	Investment Expenses	126.01
	13/12/2019	37500/00002	Investment Expenses	1,260.00
	15/01/2020	37500/00002	Investment Expenses	129.21
	15/01/2020	37500/00002	Investment Expenses	1,292.10
	14/02/2020	37500/00002	Investment Expenses	131.20
	14/02/2020	37500/00002	Investment Expenses	1,311.95
	13/03/2020	37500/00002	Investment Expenses	115.55
	13/03/2020	37500/00002	Investment Expenses	1,155.53
	15/04/2020	37500/00002	Investment Expenses	103.58

TBI Investments Superannuation Fund

Tax Reconciliation Report

For the year ended 30 June 2020

Tax Return Label	Date	Account Code	Account Name	Amount \$
I1 - Expenses - Investment expenses				
	15/04/2020	37500/00002	Investment Expenses	1,035.81
	15/05/2020	37500/00002	Investment Expenses	108.86
	15/05/2020	37500/00002	Investment Expenses	1,088.53
	15/06/2020	37500/00002	Investment Expenses	115.51
	15/06/2020	37500/00002	Investment Expenses	1,155.06
	30/06/2020	37500/00002	Investment Expenses	415.03
Sub-Total				15,831.54
Ignore Cents				0.54
Total				15,831.00
J1 - Expenses - Management and administration expenses				
	21/04/2020	30100	Accountancy Fees	2,530.00
	30/06/2020	30100	Accountancy Fees	198.00
	30/06/2020	30800	ASIC Fees	54.00
	27/04/2020	30400	ATO Supervisory Levy	259.00
Sub-Total				3,041.00
Ignore Cents				0.00
Total				3,041.00
N - TOTAL DEDUCTIONS				
				19,257.00
Sub-Total				19,257.00
Ignore Cents				0.00
Total				19,257.00
O - TAXABLE INCOME OR LOSS				
				43,078.00
Sub-Total				43,078.00
Ignore Cents				0.00
Total				43,078.00
Z - TOTAL SMSF EXPENSES				
				19,257.00
Sub-Total				19,257.00
Ignore Cents				0.00
Total				19,257.00
A - Taxable income				
				43,078.00
Sub-Total				43,078.00
Ignore Cents				0.00
Total				43,078.00
T1 - Tax on taxable income				
				6,461.70

TBI Investments Superannuation Fund

Tax Reconciliation Report

For the year ended 30 June 2020

Tax Return Label	Date	Account Code	Account Name	Amount \$
T1 - Tax on taxable income				
Sub-Total				6,461.70
Ignore Cents				0.00
Total				6,461.70
B - Gross Tax				
				6,461.70
Sub-Total				6,461.70
Ignore Cents				0.00
Total				6,461.70
C1 - Foreign income tax offset				
	30/06/2020	23800/FUEL.AX	Betashares Global Energy Companies Etf - Currency Hedged	88.54
	30/06/2020	23800/IHV.V.AX	Ishares S&p 500 Aud Hedged Etf	163.30
	30/06/2020	23800/LLC.AX	Lend Lease Corporation Limited	3.74
	30/06/2020	23800/MAQ0640AU	Macquarie Asia New Stars Fund	157.35
	30/06/2020	23800/VEQ1.AX	Vanguard Ftse Europe Shares Etf	268.73
	30/06/2020	23800/BFL0019AU	4 Dimensions Gibal Infrastructure	50.92
Sub-Total				732.58
Ignore Cents				0.00
Total				732.58
C - Non-refundable non-carry forward tax offsets				
				732.58
Sub-Total				732.58
Ignore Cents				0.00
Total				732.58
T2 - SUBTOTAL				
				5,729.12
Sub-Total				5,729.12
Ignore Cents				0.00
Total				5,729.12
T3 - SUBTOTAL 2				
				5,729.12
Sub-Total				5,729.12
Ignore Cents				0.00
Total				5,729.12
E1 - Complying fund's franking credits tax offset				
	02/07/2019	23900/ALL.AX	Aristocrat Leisure Limited	125.40
	03/07/2019	23900/MQG.AX	Macquarie Group Limited	229.11
	19/09/2019	23900/RIO.AX	Rio Tinto Limited	230.69
	20/09/2019	23900/TAH.AX	Tabcorp Holdings Limited	337.07
	20/09/2019	23900/WPL.AX	Woodside Petroleum Ltd	148.31
	25/09/2019	23900/BHP.AX	BHP Group Limited	341.11

TBI Investments Superannuation Fund

Tax Reconciliation Report

For the year ended 30 June 2020

Tax Return Label	Date	Account Code	Account Name	Amount \$
E1 - Complying fund's franking credits tax offset				
	26/09/2019	23900/TLS.AX	Telstra Corporation Limited.	272.57
	27/09/2019	23900/ORG.AX	Origin Energy Ltd	335.89
	02/10/2019	23900/FMG.AX	Fortescue Metals Group Ltd	432.00
	03/10/2019	23900/SEK.AX	Seek Limited - DNR Capital	182.91
	04/10/2019	23900/CTX.AX	Caltex Australia Limited	167.31
	09/10/2019	23900/WES.AX	Wesfarmers Limited	213.94
	10/10/2019	23900/BXB.AX	Brambles Limited	37.84
	11/10/2019	23900/FLT.AX	Flight Centre Travel Group Limited	315.00
	11/10/2019	23900/RWC.AX	Reliance Worldwide Corp Ltd	211.07
	19/11/2019	23900/TPM.AX	Tpg Telecom Limited	26.14
	17/12/2019	23900/ALL.AX	Aristocrat Leisure Limited	164.66
	18/12/2019	23900/MQG.AX	Macquarie Group Limited	122.14
	19/12/2019	23900/PDL.AX	Pendal Group Limited	48.21
	18/03/2020	23900/TAH.AX	Tabcorp Holdings Limited	337.07
	20/03/2020	23900/WPL.AX	Woodside Petroleum Ltd	288.59
	24/03/2020	23900/BHP.AX	BHP Group Limited	298.21
	27/03/2020	23900/TLS.AX	Telstra Corporation Limited.	272.57
	27/03/2020	23900/ORG.AX	Origin Energy Ltd	271.61
	31/03/2020	23900/WES.AX	Wesfarmers Limited	205.71
	31/03/2020	23900/BPT.AX	Beach Energy Limited	61.71
	06/04/2020	23900/FMG.AX	Fortescue Metals Group Ltd	887.57
	09/04/2020	23900/BXB.AX	Brambles Limited	42.58
	16/04/2020	23900/RIO.AX	Rio Tinto Limited	329.76
	19/05/2020	23900/TPM.AX	Tpg Telecom Limited	39.21
	30/06/2020	23800/IOF0145AU	Janus Henderson Tactical Income Fund	8.62
	30/06/2020	23800/BFL0019AU	4 Dimensions Gbl Infrastructure	0.01
Sub-Total				6,984.59
Ignore Cents				0.00
Total				6,984.59
E - Refundable tax offsets				
				6,984.59
Sub-Total				6,984.59
Ignore Cents				0.00
Total				6,984.59
H2 - Credit for tax withheld – foreign resident withholding				
	02/08/2019	23900/JHX1.AX	James Hardie Industries	127.50
	20/12/2019	23900/JHX1.AX	James Hardie Industries	32.60
Sub-Total				160.10
Ignore Cents				0.00
Total				160.10
H - Eligible credits				

TBI Investments Superannuation Fund

Tax Reconciliation Report

For the year ended 30 June 2020

Tax Return Label	Date	Account Code	Account Name	Amount \$
H - Eligible credits				
				160.10
Sub-Total				160.10
Ignore Cents				0.00
Total				160.10
I - Remainder of refundable tax offsets				
				1,255.47
Sub-Total				1,255.47
Ignore Cents				0.00
Total				1,255.47
L - Supervisory levy				
				259.00
Sub-Total				259.00
Ignore Cents				0.00
Total				259.00
S - AMOUNT DUE OR REFUNDABLE				
				(1,156.57)
Sub-Total				(1,156.57)
Ignore Cents				0.00
Total				(1,156.57)

TBI Investments Superannuation Fund

Deferred Tax Reconciliation

For The Period 01 July 2019 - 30 June 2020

Investment Code	Investment Name	Revaluation/Tax Deferred	Permanent Difference (Non-Assessable)	Temporary Difference (Assessable)	Temporary Difference (Accumulation Portion)
Revaluations					
OSH.AX	Oil Search Limited - DNR Capital	(1,393.62)	(464.54)	(929.08)	(929.08)
FUEL.AX	Betashares Global Energy Companies Etf - Currency Hedged	(1,437.28)	(479.09)	(958.19)	(958.19)
IHV.V.AX	Ishares S&p 500 Aud Hedged Etf	6,397.01	2,132.34	4,264.67	4,264.67
TWE.AX	Treasury Wine Estates Limited	1,624.51	541.50	1,083.01	1,083.01
TAH.AX	Tabcorp Holdings Limited	(4,846.78)	(1,615.59)	(3,231.19)	(3,231.19)
TLS.AX	Telstra Corporation Limited.	(5,724.00)	(1,908.00)	(3,816.00)	(3,816.00)
AMP.AX	AMP Limited	(808.43)	(269.48)	(538.95)	(538.95)
MAQ0277AU	Macquarie Income Opportunities Fund	(2,266.15)	(755.38)	(1,510.77)	(1,510.77)
IVV.AX2	Ishares S&p 500 Etf	(10,502.45)	(3,500.82)	(7,001.63)	(7,001.63)
UBS8018AU	UBS Emerging Markets Equity	1,007.45	335.82	671.63	671.63
BFL0019AU	4 Dimensions Gbl Infrastructure	(4,679.05)	(1,559.68)	(3,119.37)	(3,119.37)
RWC.AX	Reliance Worldwide Corp Ltd	(4,743.69)	(1,581.23)	(3,162.46)	(3,162.46)
ORG.AX	Origin Energy Ltd	(975.25)	(325.09)	(650.16)	(650.16)
FMG.AX	Fortescue Metals Group Ltd	(21,298.24)	(7,099.41)	(14,198.83)	(14,198.83)
TPM.AX	Tpg Telecom Limited	1,694.02	564.68	1,129.34	1,129.34
MQG.AX	Macquarie Group Limited	(6,030.93)	(2,010.31)	(4,020.62)	(4,020.62)
SEK.AX	Seek Limited - DNR Capital	(242.56)	(80.86)	(161.70)	(161.70)
FLT.AX	Flight Centre Travel Group Limited	(2,747.31)	(915.77)	(1,831.54)	(1,831.54)
AAA2.AX	Betashares Australian High Interest Cash Etf	71.71	23.91	47.80	47.80
BHP.AX	BHP Group Limited	(3,738.00)	(1,246.00)	(2,492.00)	(2,492.00)

TBI Investments Superannuation Fund Deferred Tax Reconciliation

For The Period 01 July 2019 - 30 June 2020

Investment Code	Investment Name	Revaluation/Tax Deferred	Permanent Difference (Non-Assessable)	Temporary Difference (Assessable)	Temporary Difference (Accumulation Portion)
CTX.AX	Caltex Australia Limited	4,425.53	1,475.18	2,950.35	2,950.35
MAQ0640AU	Macquarie Asia New Stars Fund	(839.55)	(279.85)	(559.70)	(559.70)
WES.AX	Wesfarmers Limited	5,301.74	1,767.25	3,534.49	3,534.49
PDL.AX	Pendal Group Limited	(1,471.00)	(490.33)	(980.67)	(980.67)
VUK.AX	Virgin Money Uk Plc	(4,579.36)	(1,526.45)	(3,052.91)	(3,052.91)
BXB.AX	Brambles Limited	(5,731.57)	(1,910.52)	(3,821.05)	(3,821.05)
SYD.AX	Sydney Airport	500.89	166.96	333.93	333.93
BPT.AX	Beach Energy Limited	(11,033.25)	(3,677.75)	(7,355.50)	(7,355.50)
WPL.AX	Woodside Petroleum Ltd	(4,657.63)	(1,552.55)	(3,105.08)	(3,105.08)
VEQ1.AX	Vanguard Ftse Europe Shares Etf	(4,902.44)	(1,634.14)	(3,268.30)	(3,268.30)
JHX1.AX	James Hardie Industries	12,614.86	4,204.95	8,409.91	8,409.91
ALL.AX	Aristocrat Leisure Limited	(9,095.35)	(3,031.78)	(6,063.57)	(6,063.57)
RIO.AX	Rio Tinto Limited	(1,224.00)	(408.00)	(816.00)	(816.00)
LLC.AX	Lend Lease Corporation Limited	5,076.38	1,692.13	3,384.25	3,384.25
IOF0145AU	Janus Henderson Tactical Income Fund	(402.74)	(134.25)	(268.49)	(268.49)
		(76,656.53)	(25,552.15)	(51,104.38)	(51,104.38)
Tax Deferred Distributions					
AAA.AX	Betashares Australian High Interest Cash Etf	(1.84)	0.00	(1.84)	(1.84)
AAA.AX	Betashares Australian High Interest Cash Etf	(7.12)	0.00	(7.12)	(7.12)
AAA.AX	Betashares Australian High Interest Cash Etf	(3.56)	0.00	(3.56)	(3.56)
AAA.AX	Betashares Australian High Interest Cash Etf	10.68	0.00	10.68	10.68

TBI Investments Superannuation Fund
Deferred Tax Reconciliation

For The Period 01 July 2019 - 30 June 2020

Investment Code	Investment Name	Revaluation/Tax Deferred	Permanent Difference (Non-Assessable)	Temporary Difference (Assessable)	Temporary Difference (Accumulation Portion)
AAA.AX	Betashares Australian High Interest Cash Etf	1.84	0.00	1.84	1.84
AAA2.AX	Betashares Australian High Interest Cash Etf	(3.59)	0.00	(3.59)	(3.59)
AAA2.AX	Betashares Australian High Interest Cash Etf	(1.89)	0.00	(1.89)	(1.89)
AAA2.AX	Betashares Australian High Interest Cash Etf	(1.70)	0.00	(1.70)	(1.70)
AAA2.AX	Betashares Australian High Interest Cash Etf	(1.02)	0.00	(1.02)	(1.02)
AAA2.AX	Betashares Australian High Interest Cash Etf	(3.91)	0.00	(3.91)	(3.91)
BFL0019AU	4 Dimensions Gbl Infrastructure	7.80	0.00	7.80	7.80
BFL0019AU	4 Dimensions Gbl Infrastructure	0.01	0.00	0.01	0.01
BFL0019AU	4 Dimensions Gbl Infrastructure	30.34	0.00	30.34	30.34
LLC.AX	Lend Lease Corporation Limited	82.08	0.00	82.08	82.08
LLC.AX	Lend Lease Corporation Limited	(10.30)	0.00	(10.30)	(10.30)
LLC.AX	Lend Lease Corporation Limited	(7.59)	0.00	(7.59)	(7.59)
LLC.AX	Lend Lease Corporation Limited	(8.34)	0.00	(8.34)	(8.34)
LLC.AX	Lend Lease Corporation Limited	(19.11)	0.00	(19.11)	(19.11)
LLC.AX	Lend Lease Corporation Limited	(7.87)	0.00	(7.87)	(7.87)
LLC.AX	Lend Lease Corporation Limited	(3.00)	0.00	(3.00)	(3.00)
MAQ0277AU	Macquarie Income Opportunities Fund	(0.10)	0.00	(0.10)	(0.10)
MAQ0277AU	Macquarie Income Opportunities Fund	0.00	0.00	0.00	0.00
MAQ0277AU	Macquarie Income Opportunities Fund	0.00	0.00	0.00	0.00
MAQ0277AU	Macquarie Income Opportunities Fund	0.00	0.00	0.00	0.00
MAQ0277AU	Macquarie Income Opportunities Fund	0.00	0.00	0.00	0.00

TBI Investments Superannuation Fund Deferred Tax Reconciliation

For The Period 01 July 2019 - 30 June 2020

Investment Code	Investment Name	Revaluation/Tax Deferred	Permanent Difference (Non-Assessable)	Temporary Difference (Assessable)	Temporary Difference (Accumulation Portion)
MAQ0277AU	Macquarie Income Opportunities Fund	0.75	0.00	0.75	0.75
MAQ0277AU	Macquarie Income Opportunities Fund	0.00	0.00	0.00	0.00
MAQ0277AU	Macquarie Income Opportunities Fund	0.16	0.00	0.16	0.16
VEQ1.AX	Vanguard Ftse Europe Shares Etf	41.29	0.00	41.29	41.29
VEQ1.AX	Vanguard Ftse Europe Shares Etf	146.14	0.00	146.14	146.14
VEQ1.AX	Vanguard Ftse Europe Shares Etf	(6.07)	0.00	(6.07)	(6.07)
VEQ1.AX	Vanguard Ftse Europe Shares Etf	(4.94)	0.00	(4.94)	(4.94)
VEQ1.AX	Vanguard Ftse Europe Shares Etf	(2.52)	0.00	(2.52)	(2.52)
		226.65	0.00	226.65	226.65
Total		(76,429.88)	(25,552.15)	(50,877.73)	(50,877.73)

Deferred Tax Liability (Asset) Summary

Opening Balance	4,960.20
Current Year Transactions	(7,631.66)
Total Capital Losses	0.00
Total Tax Losses	0.00
Deferred Tax WriteBacks/Adjustment	0.00
Capital Loss carried forward recouped	1,605.76
Tax Loss carried forward recouped	0.00
Closing Balance	(1,065.70)



TBI Investments Superannuation Fund

Statement of Taxable Income

For the year ended 30 June 2020

	2020
	\$
Benefits accrued as a result of operations	(29,881.18) ✓
Less	
Realised Accounting Capital Gains	✓ 8,725.82
Accounting Trust Distributions	10,306.80 ✓
Non Taxable Contributions	✓ 639.66
	<u>19,672.28</u>
Add	
Decrease in MV of investments	✓ 76,656.53 ✓
Franking Credits	✓ 6,984.59 ✓
Foreign Credits	732.58 ✓
Credit for Tax Withheld - Foreign resident withholding	✓ 160.10 ✓
Taxable Trust Distributions	4,033.72 ✓
Distributed Foreign income	✓ 4,067.14 ✓
	<u>92,634.66</u>
	(3.20)
Taxable Income or Loss	<u>43,078.00</u>
Income Tax on Taxable Income or Loss	6,461.70
Less	
Franking Credits	6,984.59 ✓
Foreign Credits	✓ 732.58 ✓
Credit for Tax Withheld - Foreign resident withholding	160.10 ✓
	<u>(1,415.57) ✓</u>
CURRENT TAX OR REFUND	<u>(1,415.57) ✓</u>
Supervisory Levy	259.00
AMOUNT DUE OR REFUNDABLE	<u>(1,156.57)</u>

TBI Investments Superannuation Fund

General Ledger

As at 30 June 2020

Transaction Date	Description	Units	Debit	Credit	Balance \$
Distributions Received (23800)					
<u>Betashares Australian High Interest Cash Etf (AAA.AX)</u>					
30/06/2020	AAA Dist'n			994.94	994.94 CR
				994.94	994.94 CR
<u>4 Dimensions Gblal Infrastructure (BFL0019AU)</u>					
30/06/2020	BFL0019AU Dist'n			481.84	481.84 CR
				481.84	481.84 CR
<u>Betashares Global Energy Companies Etf - Currency Hedged (FUEL.AX)</u>					
30/06/2020	FEUL - Dist'n			758.94	758.94 CR
				758.94	758.94 CR
<u>Ishares S&p 500 Aud Hedged Etf (IHVV.AX)</u>					
30/06/2020	IHVV Dist'n			1,558.77	1,558.77 CR
				1,558.77	1,558.77 CR
<u>Janus Henderson Tactical Income Fund (IOF0145AU)</u>					
30/06/2020	IOF0145AU Dist'n			1,100.33	1,100.33 CR
				1,100.33	1,100.33 CR
<u>Lend Lease Corporation Limited (LLC.AX)</u>					
30/06/2020	LLC Dist'n			1,117.40	1,117.40 CR
				1,117.40	1,117.40 CR
<u>Macquarie Income Opportunities Fund (MAQ0277AU)</u>					
30/06/2020	MAQ0277AU Dist'n			1,818.37	1,818.37 CR
				1,818.37	1,818.37 CR
<u>Macquarie Asia New Stars Fund (MAQ0640AU)</u>					
30/06/2020	MAQ0640AU Dist'n			802.92	802.92 CR
				802.92	802.92 CR
<u>Vanguard Ftse Europe Shares Etf (VEQ1.AX)</u>					
30/06/2020	VEQ dist'n			1,673.29	1,673.29 CR
				1,673.29	1,673.29 CR
Dividends Received (23900)					
<u>Aristocrat Leisure Limited (ALL.AX)</u>					
02/07/2019	ALL.ASX Dividend Received			292.60	292.60 CR
17/12/2019	All.ASX Dividend Received			384.20	676.80 CR
				676.80	676.80 CR
<u>BHP Group Limited (BHP.AX)</u>					
25/09/2019	BHP.ASX Dividend Received			795.92	795.92 CR
24/03/2020	BHP.ASX Dividend Received			695.83	1,491.75 CR
				1,491.75	1,491.75 CR
<u>Beach Energy Limited (BPT.AX)</u>					
31/03/2020	BPT.ASX Dividend Received			144.00	144.00 CR
				144.00	144.00 CR
<u>Brambles Limited (BXB.AX)</u>					
10/10/2019	BXB.ASX Dividend Received			294.35	294.35 CR
22/10/2019	BXB.ASX Dividend Received [BXB ROC]			345.10	639.45 CR
09/04/2020	BXB.ASX Dividend Received			331.16	970.61 CR

TBI Investments Superannuation Fund

General Ledger

As at 30 June 2020

Transaction Date	Description	Units	Debit	Credit	Balance \$
				970.61	970.61 CR
<u>Caltex Australia Limited (CTX.AX)</u>					
04/10/2019	CTX.ASX Dividend Received			390.40	390.40 CR
				390.40	390.40 CR
<u>Flight Centre Travel Group Limited (FLT.AX)</u>					
11/10/2019	FLT.ASX Dividend Received			735.00	735.00 CR
				735.00	735.00 CR
<u>Fortescue Metals Group Ltd (FMG.AX)</u>					
02/10/2019	FMG.ASX Dividend Received			1,008.00	1,008.00 CR
06/04/2020	FMG.ASX Dividend Received			2,071.00	3,079.00 CR
				3,079.00	3,079.00 CR
<u>James Hardie Industries (JHX1.AX)</u>					
02/08/2019	JHX.ASX Dividend Received			510.01	510.01 CR
20/12/2019	JHX.ASX Dividend Received			130.38	640.39 CR
				640.39	640.39 CR
<u>Macquarie Group Limited (MQG.AX)</u>					
03/07/2019	MQG.ASX Dividend Received			1,188.00	1,188.00 CR
18/12/2019	MQG.ASX Dividend Received			712.50	1,900.50 CR
				1,900.50	1,900.50 CR
<u>Origin Energy Ltd (ORG.AX)</u>					
27/09/2019	ORG.ASX Dividend Received			783.75	783.75 CR
27/03/2020	ORG.ASX Dividend Received			633.75	1,417.50 CR
				1,417.50	1,417.50 CR
<u>Oil Search Limited - DNR Capital (OSH.AX)</u>					
24/09/2019	OSH.ASX Dividend Received			245.65	245.65 CR
				245.65	245.65 CR
<u>Pendal Group Limited (PDL.AX)</u>					
19/12/2019	PDL.ASX Dividend Received			1,125.00	1,125.00 CR
				1,125.00	1,125.00 CR
<u>Rio Tinto Limited (RIO.AX)</u>					
19/09/2019	RIO.ASX Dividend Received			538.27	538.27 CR
16/04/2020	RIO.ASX Dividend Received			769.43	1,307.70 CR
				1,307.70	1,307.70 CR
<u>Reliance Worldwide Corp Ltd (RWC.AX)</u>					
11/10/2019	RWC.ASX Dividend Received			492.50	492.50 CR
				492.50	492.50 CR
<u>Seek Limited - DNR Capital (SEK.AX)</u>					
03/10/2019	SEK.ASX Dividend Received			426.80	426.80 CR
				426.80	426.80 CR
<u>Tabcorp Holdings Limited (TAH.AX)</u>					
20/09/2019	TAH.ASX Dividend Received			786.50	786.50 CR
18/03/2020	TAH.ASX Dividend Received			786.50	1,573.00 CR
				1,573.00	1,573.00 CR
<u>Telstra Corporation Limited. (TLS.AX)</u>					

TBI Investments Superannuation Fund

General Ledger

As at 30 June 2020

Transaction Date	Description	Units	Debit	Credit	Balance \$
26/09/2019	TLS.ASX Dividend Received			636.00	636.00 CR
27/03/2020	TLS.ASX Dividend Received			636.00	1,272.00 CR
				1,272.00	1,272.00 CR
<u>Tpg Telecom Limited (TPM.AX)</u>					
19/11/2019	TPM.ASX Dividend Received			61.00	61.00 CR
19/05/2020	TPM.ASX Dividend Received			91.50	152.50 CR
				152.50	152.50 CR
<u>Wesfarmers Limited (WES.AX)</u>					
09/10/2019	WES.ASX Dividend Received			499.20	499.20 CR
31/03/2020	WES.ASX Dividend Received			480.00	979.20 CR
				979.20	979.20 CR
<u>Woodside Petroleum Ltd (WPL.AX)</u>					
20/09/2019	WPL.ASX Dividend Received			346.05	346.05 CR
20/03/2020	WPL.ASX Dividend Received			673.37	1,019.42 CR
				1,019.42	1,019.42 CR
Contributions (24200)					
<u>(Contributions) Ibrahim, Trudee - Accumulation (IBRTRU00001A)</u>					
03/06/2020	Transfer - CMH 965265994			25,000.00	25,000.00 CR
23/06/2020	SuperChoice P/L PC170620-059814761			387.66	25,387.66 CR
30/06/2020	TBI Group Pty Ltd - ASIC and Acc Fees			252.00	25,639.66 CR
				25,639.66	25,639.66 CR
Changes in Market Values of Investments (24700)					
<u>Changes in Market Values of Investments (24700)</u>					
07/08/2019	Cash Deposit - Sale: 495@1291.1394 Brambles (BXB) (Auto reprocessed due to distribution entered / deleted on 14/10/2019) (BXB.AX)			1,257.93	1,257.93 CR
07/08/2019	Unrealised Gain writeback as at 07/08/2019 (BXB.AX)		1,452.18		194.25 DR
07/08/2019	Cash Deposit - Sale: 160@3868.2875 Wesfarmers (WES) (WES.AX)			625.97	431.72 CR
07/08/2019	Unrealised Gain writeback as at 07/08/2019 (WES.AX)		589.08		157.36 DR
28/08/2019	Cash Deposit - Sale: 610@1683.9902 Lendlease (LLC) (Auto reprocessed due to distribution entered / deleted on 30/06/2020) (LLC.AX)			237.15	79.79 CR
28/08/2019	Unrealised Gain writeback as at 28/08/2019 (LLC.AX)			923.91	1,003.70 CR
28/08/2019	Cash Deposit - Sale: 200@2937.55 Aristocrat Leisure (ALL) (ALL.AX)			1,656.69	2,660.39 CR
28/08/2019	Unrealised Gain writeback as at 28/08/2019 (ALL.AX)		1,950.34		710.05 CR
28/08/2019	Cash Deposit - Sale: 600@2240.46 James Hardie Industries (JHX) (JHX.AX)			24.25	734.30 CR
28/08/2019	Unrealised Gain writeback as at 28/08/2019 (JHX.AX)			958.27	1,692.57 CR
29/08/2019	Cash Deposit - Sale: 50@12258.88 Macquarie Group (MQG) (MQG.AX)			1,637.31	3,329.88 CR
29/08/2019	Unrealised Gain writeback as at 29/08/2019 (MQG.AX)		1,867.09		1,462.79 CR

TBI Investments Superannuation Fund

General Ledger

As at 30 June 2020

Transaction Date	Description	Units	Debit	Credit	Balance \$
13/09/2019	Cash Deposit - Sale: 110@44036.5091 iShares S&P 500 ETF (IVV) (IVV.AX)			12,600.68	14,063.47 CR
13/09/2019	Unrealised Gain writeback as at 13/09/2019 (IVV.AX)		10,502.45		3,561.02 CR
16/09/2019	Cash Deposit - Sale: 120@12945.0083 Macquarie Group (MQG) (MQG.AX)			4,873.31	8,434.33 CR
16/09/2019	Unrealised Gain writeback as at 16/09/2019 (MQG.AX)		4,481.01		3,953.32 CR
25/09/2019	Cash Deposit - Sale: 1220@2533.3098 Caltex Australia (CTX) (CTX.AX)		3,738.90		214.42 CR
25/09/2019	Unrealised Gain writeback as at 25/09/2019 (CTX.AX)			4,425.53	4,639.95 CR
25/10/2019	Cash Deposit - Sale: 330@2204.6394 Seek (SEK) (SEK.AX)			1,685.62	6,325.57 CR
25/10/2019	Unrealised Gain writeback as at 25/10/2019 (SEK.AX)		1,388.15		4,937.42 CR
04/11/2019	Cash Deposit - Sale: 3350@724.0901 Oil Search (OSH) (OSH.AX)			1,941.39	6,878.81 CR
04/11/2019	Unrealised Gain writeback as at 04/11/2019 (OSH.AX)		1,393.62		5,485.19 CR
08/11/2019	Cash Deposit - Sale: 875@954.9097 Fortescue Metals Group (FMG) (FMG.AX)			4,875.34	10,360.53 CR
08/11/2019	Unrealised Gain writeback as at 08/11/2019 (FMG.AX)		4,437.13		5,923.40 CR
08/11/2019	Cash Deposit - Sale: 1650@427.08 Reliance Worldwide Corporation Limited (RWC) (RWC.AX)			1,201.76	7,125.16 CR
08/11/2019	Unrealised Gain writeback as at 08/11/2019 (RWC.AX)			12.31	7,137.47 CR
18/11/2019	Cash Deposit - Sale: 1000@824 Origin Energy (ORG) (ORG.AX)			800.86	7,938.33 CR
18/11/2019	Unrealised Gain writeback as at 18/11/2019 (ORG.AX)		186.65		7,751.68 CR
10/01/2020	Cash Deposit - Sale: 775@903.1703 Pandal Group (PDL) (PDL.AX)		441.87		7,309.81 CR
10/01/2020	Unrealised Gain writeback as at 10/01/2020 (PDL.AX)			1,203.35	8,513.16 CR
22/01/2020	Cash Deposit - Sale: 600@1264.24 Fortescue Metals Group (FMG) (FMG.AX)			5,191.30	13,704.46 CR
22/01/2020	Unrealised Gain writeback as at 22/01/2020 (FMG.AX)		3,042.61		10,661.85 CR
05/02/2020	Cash Deposit - Sale: 270@3671.0815 Aristocrat Leisure (ALL) (ALL.AX)			4,225.73	14,887.58 CR
05/02/2020	Unrealised Gain writeback as at 05/02/2020 (ALL.AX)		2,632.96		12,254.62 CR
05/02/2020	Cash Deposit - Sale: 320@3162.0188 James Hardie Industries (JHX) (JHX.AX)			2,950.37	15,204.99 CR
05/02/2020	Unrealised Gain writeback as at 05/02/2020 (JHX.AX)			511.08	15,716.07 CR
24/02/2020	Cash Deposit - Sale: 705@5010 Tactical Cash (AAA) (Auto reprocessed due to distribution entered / deleted on 30/06/2020) (AAA.AX)		89.31		15,626.76 CR
20/03/2020	Cash Deposit - Sale: 2725@1070.2899 Fortescue Metals Group (FMG) (FMG.AX)			18,379.65	34,006.41 CR
20/03/2020	Unrealised Gain writeback as at 20/03/2020 (FMG.AX)		13,818.50		20,187.91 CR
25/03/2020	MAQ0277AU.FND Redemption (Auto		166.61		20,021.30 CR

TBI Investments Superannuation Fund

General Ledger

As at 30 June 2020

Transaction Date	Description	Units	Debit	Credit	Balance \$
	reprocessed due to distribution entered / deleted on 30/06/2020) (MAQ0277AU)				
25/03/2020	Unrealised Gain writeback as at 25/03/2020 (MAQ0277AU)		33.92		19,987.38 CR
02/04/2020	Cash Deposit - Sale: 580@5007 Tactical Cash (AAA) (AAA2.AX)		102.43		19,884.95 CR
02/04/2020	Unrealised Gain writeback as at 02/04/2020 (AAA2.AX)			31.04	19,915.99 CR
03/04/2020	Cash Deposit - Sale: 780@4995.4795 Vanguard Ftse Europe ETF (VEQ) (Auto reprocessed due to distribution entered / deleted on 30/06/2020) (VEQ.AX)		3,310.43		16,605.56 CR
03/04/2020	Unrealised Gain writeback as at 03/04/2020 (VEQ.AX)		2,440.21		14,165.35 CR
14/04/2020	Cash Deposit - Sale: 725@762.6897 TPG Telecom (TPM) (TPM.AX)			433.07	14,598.42 CR
14/04/2020	Unrealised Gain writeback as at 14/04/2020 (TPM.AX)			402.68	15,001.10 CR
15/04/2020	Cash Deposit - Sale: 300@5008 Tactical Cash (AAA) (AAA2.AX)		53.29		14,947.81 CR
15/04/2020	Unrealised Gain writeback as at 15/04/2020 (AAA2.AX)			16.05	14,963.86 CR
23/04/2020	MAQ0640AU.FND Redemption (MAQ0640AU)		9,756.32		5,207.54 CR
23/04/2020	Unrealised Gain writeback as at 23/04/2020 (MAQ0640AU)			3,102.12	8,309.66 CR
30/04/2020	Cash Deposit - Sale: 20@36059.75 iShares S&P500 AUD Hedged (IHVV) (Auto reprocessed due to distribution entered / deleted on 30/06/2020) (IHVV.AX)		340.54		7,969.12 CR
14/05/2020	Cash Deposit - Sale: 2325@717.2301 TPG Telecom (TPM) (TPM.AX)			386.51	8,355.63 CR
14/05/2020	Unrealised Gain writeback as at 14/05/2020 (TPM.AX)			1,291.34	9,646.97 CR
20/05/2020	Cash Deposit - Sale: 740@5008.0905 Tactical Cash (AAA) (Auto reprocessed due to distribution entered / deleted on 30/06/2020) (AAA.AX)		34.74		9,612.23 CR
20/05/2020	Cash Deposit - Sale: 740@5008.0905 Tactical Cash (AAA) (Auto reprocessed due to distribution entered / deleted on 30/06/2020) (AAA.AX)		67.43		9,544.80 CR
20/05/2020	Unrealised Gain writeback as at 20/05/2020 (AAA2.AX)			24.62	9,569.42 CR
21/05/2020	Cash Deposit - Sale: 1850@320.84 TABCORP Holdings (TAH) (TAH.AX)		3,145.93		6,423.49 CR
21/05/2020	Unrealised Gain writeback as at 21/05/2020 (TAH.AX)			513.98	6,937.47 CR
28/05/2020	Cash Deposit - Sale: 290@2685.131 James Hardie Industries (JHX) (JHX.AX)			1,574.62	8,512.09 CR
28/05/2020	Unrealised Gain writeback as at 28/05/2020 (JHX.AX)			302.40	8,814.49 CR
28/05/2020	Cash Deposit - Sale: 800@1361.68 Flight Centre Travel Group Limited (FLT) (FLT.AX)		23,151.22		14,336.73 DR
28/05/2020	Unrealised Gain writeback as at 28/05/2020 (FLT.AX)			218.95	14,117.78 DR
15/06/2020	Cash Deposit - Sale: 5125@565.6 Origin Energy (ORG) (ORG.AX)		6,305.23		20,423.01 DR
15/06/2020	Unrealised Gain writeback as at 15/06/2020 (ORG.AX)		788.60		21,211.61 DR

TBI Investments Superannuation Fund

General Ledger

As at 30 June 2020

Transaction Date	Description	Units	Debit	Credit	Balance \$
15/06/2020	Cash Deposit - Sale: 810@2110.7704 Woodside Petroleum (WPL) (WPL.AX)		7,129.44		28,341.05 DR
15/06/2020	Unrealised Gain writeback as at 15/06/2020 (WPL.AX)		3,261.56		31,602.61 DR
30/06/2020	Revaluation - 30/06/2020 @ \$10.480000 (System Price) - 2,300.000000 Units on hand (TWE.AX)			1,624.51	29,978.10 DR
30/06/2020	Revaluation - 30/06/2020 @ \$12.370000 (System Price) - 5,390.000000 Units on hand (LLC.AX)			4,152.47	25,825.63 DR
30/06/2020	Revaluation - 30/06/2020 @ \$27.520000 (System Price) - 920.000000 Units on hand (JHX.AX)			10,843.11	14,982.52 DR
30/06/2020	Revaluation - 30/06/2020 @ \$1.855000 (System Price) - 25,000.000000 Units on hand (AMP.AX)		808.43		15,790.95 DR
30/06/2020	Revaluation - 30/06/2020 @ \$5.670000 (System Price) - 3,400.000000 Units on hand (SYD.AX)			500.89	15,290.06 DR
30/06/2020	Revaluation - 30/06/2020 @ \$0.996100 (Exit) - 39,804.900000 Units on hand (MAQ0277AU)		1,245.07		16,535.13 DR
30/06/2020	Revaluation - 30/06/2020 @ \$97.960000 (System Price) - 220.000000 Units on hand (RIO.AX)		1,224.00		17,759.13 DR
30/06/2020	Revaluation - 30/06/2020 @ \$11.120000 (System Price) - 2,250.000000 Units on hand (FLT.AX)		2,966.26		20,725.39 DR
30/06/2020	Revaluation - 30/06/2020 @ \$2.940000 (System Price) - 8,200.000000 Units on hand (RWC.AX)		4,756.00		25,481.39 DR
30/06/2020	Revaluation - 30/06/2020 @ \$25.500000 (System Price) - 1,060.000000 Units on hand (ALL.AX)		4,512.05		29,993.44 DR
30/06/2020	Revaluation - 30/06/2020 @ \$21.650000 (System Price) - 330.000000 Units on hand (WPL.AX)		1,396.07		31,389.51 DR
30/06/2020	Revaluation - 30/06/2020 @ \$1.520000 (System Price) - 19,600.000000 Units on hand (BPT.AX)		11,033.25		42,422.76 DR
30/06/2020	Revaluation - 30/06/2020 @ \$5.970000 (System Price) - 5,000.000000 Units on hand (PDL.AX)		2,674.35		45,097.11 DR
30/06/2020	Revaluation - 30/06/2020 @ \$372.570000 (System Price) - 215.000000 Units on hand (IHVV.AX)			6,397.01	38,700.10 DR
30/06/2020	Revaluation - 30/06/2020 @ \$21.890000 (System Price) - 1,610.000000 Units on hand (SEK.AX)			1,145.59	37,554.51 DR
30/06/2020	Revaluation - 30/06/2020 @ \$3.380000 (System Price) - 5,300.000000 Units on hand (TAH.AX)		5,360.76		42,915.27 DR
30/06/2020	Revaluation - 30/06/2020 @ \$1.100700 (Exit) - 33,474.216600 Units on hand (IOF0145AU)			491.02	42,424.25 DR

TBI Investments Superannuation Fund

General Ledger

As at 30 June 2020

Transaction Date	Description	Units	Debit	Credit	Balance \$
30/06/2020	Revaluation - 30/06/2020 @ \$3.600000 (System Price) - 12,185.000000 Units on hand (FUEL.AX)		1,437.28		43,861.53 DR
30/06/2020	Revaluation - 30/06/2020 @ \$3.130000 (System Price) - 7,950.000000 Units on hand (TLS.AX)		5,724.00		49,585.53 DR
30/06/2020	Revaluation - 30/06/2020 @ \$1.308000 (Exit) - 53,056.010000 Units on hand (MAQ0640AU)		3,389.89		52,975.42 DR
30/06/2020	Revaluation - 30/06/2020 @ \$10.870000 (System Price) - 2,475.000000 Units on hand (BXB.AX)		4,279.39		57,254.81 DR
30/06/2020	Revaluation - 30/06/2020 @ \$44.830000 (System Price) - 640.000000 Units on hand (WES.AX)			5,890.82	51,363.99 DR
30/06/2020	Revaluation - 30/06/2020 @ \$52.850000 (System Price) - 780.000000 Units on hand (VEQ.AX)		2,462.23		53,826.22 DR
30/06/2020	Revaluation - 30/06/2020 @ \$118.600000 (System Price) - 330.000000 Units on hand (MQG.AX)			317.17	53,509.05 DR
30/06/2020	Revaluation - 30/06/2020 @ \$1.655000 (System Price) - 20,900.000000 Units on hand (VUK.AX)		4,579.36		58,088.41 DR
30/06/2020	Revaluation - 30/06/2020 @ \$1.065900 (Exit) - 23,648.978800 Units on hand (UBS8018AU)			1,007.45	57,080.96 DR
30/06/2020	Revaluation - 30/06/2020 @ \$35.820000 (System Price) - 700.000000 Units on hand (BHP.AX)		3,738.00		60,818.96 DR
30/06/2020	Revaluation - 30/06/2020 @ \$1.390800 (Exit) - 26,590.121800 Units on hand (BFL0019AU)		4,269.54		65,088.50 DR
30/06/2020	Revaluation - 30/06/2020 @ \$0.971300 (Custom) - 39,804.900000 Units on hand (MAQ0277AU)		987.16		66,075.66 DR
30/06/2020	Revaluation - 30/06/2020 @ \$1.074000 (Custom) - 33,474.216600 Units on hand (IOF0145AU)		893.76		66,969.42 DR
30/06/2020	Revaluation - 30/06/2020 @ \$1.297600 (Custom) - 53,056.010000 Units on hand (MAQ0640AU)		551.78		67,521.20 DR
30/06/2020	Revaluation - 30/06/2020 @ \$1.375399 (Custom) - 26,590.121800 Units on hand (BFL0019AU)		409.51		67,930.71 DR
			180,797.89	112,867.18	67,930.71 DR
Interest Received (25000)					
<u>ATO (ATOTBI)</u>					
04/07/2019	ATO ATO008000010735142			0.94	0.94 CR
				0.94	0.94 CR
<u>Macquarie Cash Management Acc (964918783) (MBL964918783)</u>					
31/07/2019	Cash Deposit - Macquarie CMA Interest Paid [Macquarie CMA Interest Paid]			28.58	28.58 CR
30/08/2019	Cash Deposit - Macquarie CMA Interest Paid [Macquarie CMA			35.05	63.63 CR

TBI Investments Superannuation Fund

General Ledger

As at 30 June 2020

Transaction Date	Description	Units	Debit	Credit	Balance \$
	Interest Paid]				
30/09/2019	Cash Deposit - Macquarie CMA Interest Paid [Macquarie CMA Interest Paid]			26.17	89.80 CR
31/10/2019	Cash Deposit - Macquarie CMA Interest Paid [Macquarie CMA Interest Paid]			22.46	112.26 CR
29/11/2019	Cash Deposit - Macquarie CMA Interest Paid [Macquarie CMA Interest Paid]			26.94	139.20 CR
31/12/2019	Cash Deposit - Macquarie CMA Interest Paid [Macquarie CMA Interest Paid]			22.14	161.34 CR
31/01/2020	Cash Deposit - Macquarie CMA Interest Paid [Macquarie CMA Interest Paid]			17.14	178.48 CR
28/02/2020	Cash Deposit - Macquarie CMA Interest Paid [Macquarie CMA Interest Paid]			23.09	201.57 CR
31/03/2020	Cash Deposit - Macquarie CMA Interest Paid [Macquarie CMA Interest Paid]			7.47	209.04 CR
30/04/2020	Cash Deposit - Macquarie CMA Interest Paid [Macquarie CMA Interest Paid]			1.79	210.83 CR
29/05/2020	Cash Deposit - Macquarie CMA Interest Paid [Macquarie CMA Interest Paid]			1.89	212.72 CR
30/06/2020	Cash Deposit - Macquarie CMA Interest Paid [Macquarie CMA Interest Paid]			3.54	216.26 CR
				216.26	216.26 CR
Other Investment Profit/(Loss) (26500)					
<u>Rebate of Adviser Commission (00002)</u>					
02/07/2019	Rebate of Adviser Commission			7.91	7.91 CR
02/08/2019	Rebate of Adviser Commission			9.62	17.53 CR
03/09/2019	Rebate of Adviser Commission			12.00	29.53 CR
02/10/2019	Rebate of Adviser Commission			9.19	38.72 CR
04/11/2019	Rebate of Adviser Commission			10.83	49.55 CR
03/12/2019	Rebate of Adviser Commission			13.25	62.80 CR
03/01/2020	Rebate of Adviser Commission			11.10	73.90 CR
04/02/2020	Rebate of Adviser Commission			8.87	82.77 CR
03/03/2020	Rebate of Adviser Commission			11.51	94.28 CR
02/04/2020	Rebate of Adviser Commission			6.00	100.28 CR
04/05/2020	Rebate of Adviser Commission			8.97	109.25 CR
02/06/2020	Rebate of Adviser Commission			9.23	118.48 CR
				118.48	118.48 CR
<u>Rebate of Portfolio Tax Reporting & Analysis Fee (00003)</u>					
13/12/2019	Rebate of Nov 19 GST on Ongoing Service Fee			7.40	7.40 CR
13/12/2019	Rebate of Nov 19 Ongoing Service Fee			73.98	81.38 CR
15/01/2020	Rebate of Dec 19 Ongoing Service Fee			76.44	157.82 CR
15/01/2020	Rebate of Dec 19 GST on Ongoing Service Fee			7.65	165.47 CR
14/02/2020	Rebate of Jan 20 Ongoing Service Fee			76.44	241.91 CR
14/02/2020	Rebate of Jan 20 GST on Ongoing			7.65	249.56 CR

TBI Investments Superannuation Fund

General Ledger

As at 30 June 2020

Transaction Date	Description	Units	Debit	Credit	Balance \$
	Service Fee				
13/03/2020	Rebate of Feb 20 Ongoing Service Fee			71.50	321.06 CR
13/03/2020	Rebate of Feb 20 GST on Ongoing Service Fee			7.15	328.21 CR
15/04/2020	Rebate of Mar 20 Ongoing Service Fee			69.54	397.75 CR
15/04/2020	Rebate of Mar 20 GST on Ongoing Service Fee			6.96	404.71 CR
15/05/2020	Rebate of Apr 20 Ongoing Service Fee			73.98	478.69 CR
15/05/2020	Rebate of Apr 20 GST on Ongoing Service Fee			7.40	486.09 CR
15/06/2020	Rebate of May 20 Ongoing Service Fee			76.44	562.53 CR
15/06/2020	Rebate of May 20 GST on Ongoing Service Fee			7.65	570.18 CR
30/06/2020	as per Elston Report			415.03	985.21 CR
				985.21	985.21 CR
Accountancy Fees (30100)					
<u>Accountancy Fees (30100)</u>					
21/04/2020	Herron Accountants Inv		2,530.00		2,530.00 DR
30/06/2020	TBI Group Pty Ltd - ASIC and Acc Fees		198.00		2,728.00 DR
			2,728.00		2,728.00 DR
ATO Supervisory Levy (30400)					
<u>ATO Supervisory Levy (30400)</u>					
27/04/2020	ATO ATO009000011965451		259.00		259.00 DR
			259.00		259.00 DR
Auditor's Remuneration (30700)					
<u>Auditor's Remuneration (30700)</u>					
21/04/2020	Herron Accountants Inv		385.00		385.00 DR
			385.00		385.00 DR
ASIC Fees (30800)					
<u>ASIC Fees (30800)</u>					
30/06/2020	TBI Group Pty Ltd - ASIC and Acc Fees		54.00		54.00 DR
			54.00		54.00 DR
Investment Expenses (37500)					
<u>Investment Expenses (00002)</u>					
15/07/2019	Rebate of Jun 19 Portfolio Tax Reporting and Analysis			73.98	73.98 CR
15/07/2019	Jun 19 GST on Investment and Strategy Advice		95.60		21.62 DR
15/07/2019	Jun 19 GST on Portfolio Tax Reporting and Analysis		22.30		43.92 DR
15/07/2019	Jun 19 Investment and Strategy Advice		955.97		999.89 DR
15/07/2019	Rebate of Jun 19 GST on Portfolio Tax Reporting and Analysis			7.40	992.49 DR
15/07/2019	Jun 19 Portfolio Tax Reporting and Analysis		222.95		1,215.44 DR
15/08/2019	Rebate of Jul 19 GST on Portfolio Tax Reporting and Analysis			7.65	1,207.79 DR
15/08/2019	Jul 19 Portfolio Tax Reporting and		227.88		1,435.67 DR

TBI Investments Superannuation Fund

General Ledger

As at 30 June 2020

Transaction Date	Description	Units	Debit	Credit	Balance \$
	Analysis				
15/08/2019	Jul 19 Investment and Strategy Advice		1,003.05		2,438.72 DR
15/08/2019	Rebate of Jul 19 Portfolio Tax Reporting and Analysis			76.44	2,362.28 DR
15/08/2019	Jul 19 GST on Investment and Strategy Advice		100.31		2,462.59 DR
15/08/2019	Jul 19 GST on Portfolio Tax Reporting and Analysis		22.79		2,485.38 DR
13/09/2019	Aug 19 Investment and Strategy Advice		988.57		3,473.95 DR
13/09/2019	Aug 19 GST on Investment and Strategy Advice		98.86		3,572.81 DR
13/09/2019	Aug 19 Portfolio Tax Reporting and Analysis		227.88		3,800.69 DR
13/09/2019	Aug 19 GST on Portfolio Tax Reporting and Analysis		22.79		3,823.48 DR
13/09/2019	Rebate of Aug 19 Portfolio Tax Reporting and Analysis			76.44	3,747.04 DR
13/09/2019	Rebate of Aug 19 GST on Portfolio Tax Reporting and Analysis			7.65	3,739.39 DR
15/10/2019	Sep 19 Investment and Strategy Advice		986.84		4,726.23 DR
15/10/2019	Sep 19 GST on Investment and Strategy Advice		98.68		4,824.91 DR
15/10/2019	Sep 19 Portfolio Tax Reporting and Analysis		222.95		5,047.86 DR
15/10/2019	Rebate of Sep 19 GST on Portfolio Tax Reporting and Analysis			7.40	5,040.46 DR
15/10/2019	Sep 19 GST on Portfolio Tax Reporting and Analysis		22.30		5,062.76 DR
15/10/2019	Rebate of Sep 19 Portfolio Tax Reporting and Analysis			73.98	4,988.78 DR
15/11/2019	Rebate of Oct 19 GST on Portfolio Tax Reporting and Analysis			7.65	4,981.13 DR
15/11/2019	Rebate of Oct 19 Portfolio Tax Reporting and Analysis			76.44	4,904.69 DR
15/11/2019	Oct 19 Investment and Strategy Advice		1,029.32		5,934.01 DR
15/11/2019	Oct 19 Portfolio Tax Reporting and Analysis		227.88		6,161.89 DR
15/11/2019	Oct 19 GST on Investment and Strategy Advice		102.93		6,264.82 DR
15/11/2019	Oct 19 GST on Portfolio Tax Reporting and Analysis		22.79		6,287.61 DR
13/12/2019	Nov 19 GST on Ongoing Service Fee		126.01		6,413.62 DR
13/12/2019	Nov 19 Ongoing Service Fee		1,260.00		7,673.62 DR
15/01/2020	Dec 19 GST on Ongoing Service Fee		129.21		7,802.83 DR
15/01/2020	Dec 19 Ongoing Service Fee		1,292.10		9,094.93 DR
14/02/2020	Jan 20 GST on Ongoing Service Fee		131.20		9,226.13 DR
14/02/2020	Jan 20 Ongoing Service Fee		1,311.95		10,538.08 DR
13/03/2020	Feb 20 GST on Ongoing Service Fee		115.55		10,653.63 DR
13/03/2020	Feb 20 Ongoing Service Fee		1,155.53		11,809.16 DR
15/04/2020	Mar 20 GST on Ongoing Service Fee		103.58		11,912.74 DR
15/04/2020	Mar 20 Ongoing Service Fee		1,035.81		12,948.55 DR
15/05/2020	Apr 20 GST on Ongoing Service Fee		108.86		13,057.41 DR
15/05/2020	Apr 20 Ongoing Service Fee		1,088.53		14,145.94 DR
15/06/2020	May 20 GST on Ongoing Service Fee		115.51		14,261.45 DR
15/06/2020	May 20 Ongoing Service Fee		1,155.06		15,416.51 DR
30/06/2020	as per Elston Report		415.03		15,831.54 DR

TBI Investments Superannuation Fund

General Ledger

As at 30 June 2020

Transaction Date	Description	Units	Debit	Credit	Balance \$
			16,246.57	415.03	15,831.54 DR
Income Tax Expense (48500)					
<u>Income Tax Expense (48500)</u>					
30/06/2020	Create Entries - Franking Credits Adjustment - 30/06/2020			6,984.59	6,984.59 CR
30/06/2020	Create Entries - Foreign Credits Adjustment - 30/06/2020			732.58	7,717.17 CR
30/06/2020	Create Entries - Foreign Resident Withholding Credit Adjustment - 30/06/2020			160.10	7,877.27 CR
30/06/2020	Create Entries - PDIT Entry - 30/06/2020			6,025.90	13,903.17 CR
30/06/2020	Create Entries - Income Tax Expense - 30/06/2020		6,461.70		7,441.47 CR
			6,461.70	13,903.17	7,441.47 CR
Profit/Loss Allocation Account (49000)					
<u>Profit/Loss Allocation Account (49000)</u>					
03/06/2020	System Member Journals		21,308.15		21,308.15 DR
23/06/2020	System Member Journals		329.51		21,637.66 DR
30/06/2020	System Member Journals		252.00		21,889.66 DR
30/06/2020	Create Entries - Profit/Loss Allocation - 30/06/2020			47,643.57	25,753.91 CR
30/06/2020	Create Entries - Income Tax Expense Allocation - 30/06/2020		3,314.20		22,439.71 CR
			25,203.86	47,643.57	22,439.71 CR
Opening Balance (50010)					
<u>(Opening Balance) Ibrahim, Trudee - Accumulation (IBRTRU00001A)</u>					
01/07/2019	Opening Balance				1,046,170.56 CR
01/07/2019	Close Period Journal			23,252.89	1,069,423.45 CR
				23,252.89	1,069,423.45 CR
Contributions (52420)					
<u>(Contributions) Ibrahim, Trudee - Accumulation (IBRTRU00001A)</u>					
01/07/2019	Opening Balance				25,000.00 CR
01/07/2019	Close Period Journal		25,000.00		0.00 DR
03/06/2020	System Member Journals			25,000.00	25,000.00 CR
23/06/2020	System Member Journals			387.66	25,387.66 CR
30/06/2020	System Member Journals			252.00	25,639.66 CR
			25,000.00	25,639.66	25,639.66 CR
Share of Profit/(Loss) (53100)					
<u>(Share of Profit/(Loss)) Ibrahim, Trudee - Accumulation (IBRTRU00001A)</u>					
01/07/2019	Opening Balance				4,506.71 CR
01/07/2019	Close Period Journal		4,506.71		0.00 DR
30/06/2020	Create Entries - Profit/Loss Allocation - 30/06/2020		47,643.57		47,643.57 DR
			52,150.28		47,643.57 DR
Income Tax (53330)					
<u>(Income Tax) Ibrahim, Trudee - Accumulation (IBRTRU00001A)</u>					
01/07/2019	Opening Balance				2,503.82 DR
01/07/2019	Close Period Journal			2,503.82	0.00 DR
30/06/2020	Create Entries - Income Tax			3,314.20	3,314.20 CR

TBI Investments Superannuation Fund

General Ledger

As at 30 June 2020

Transaction Date	Description	Units	Debit	Credit	Balance \$
	Expense Allocation - 30/06/2020			5,818.02	3,314.20 CR
Contributions Tax (53800)					
<u>(Contributions Tax) Ibrahim, Trudee - Accumulation (IBRTRU00001A)</u>					
01/07/2019	Opening Balance				3,750.00 DR
01/07/2019	Close Period Journal			3,750.00	0.00 DR
03/06/2020	System Member Journals		3,691.85		3,691.85 DR
23/06/2020	System Member Journals		58.15		3,750.00 DR
			3,750.00	3,750.00	3,750.00 DR
Bank Accounts (60400)					
<u>DummyAcc (DummyTBI)</u>					
01/07/2019	MAQ0277AU Management Fee Rebate 01 Apr 2019 to 30 Jun 2019 [MAQ0277AU Management Fee Rebate 01 Apr 2019 to 30 Jun 2019] - MAQ0277AU Dist'n			4.19	4.19 CR
01/07/2019	MAQ0640AU Management Fee Rebate 01 Apr 2019 to 30 Jun 2019 [MAQ0640AU Management Fee Rebate 01 Apr 2019 to 30 Jun 2019] - MAQ0640AU Dist'n			59.48	63.67 CR
30/07/2019	IOF0145AU Management Fee Rebate 01 Apr 2019 to 30 Jun 2019 [IOF0145AU Management Fee Rebate 01 Apr 2019 to 30 Jun 2019] - IOF0145AU Dist'n			3.20	66.87 CR
16/08/2019	AAA.AXW Dividend Received [AAA.AXW Dividend Received - AAA Dist'n]			85.08	151.95 CR
27/08/2019	MAQ0277AU.FND Distribution Received [MAQ0277AU.FND Distribution Received - MAQ0277AU Dist'n]			74.42	226.37 CR
16/09/2019	LLC.ASX Dividend Received [LLC.ASX Dividend Received - LLC Dist'n]			261.36	487.73 CR
17/09/2019	AAA.AXW Dividend Received [AAA.AXW Dividend Received - AAA Dist'n]			135.24	622.97 CR
01/10/2019	MAQ0277AU Management Fee Rebate 01 Jul 2019 to 30 Sep 2019 [MAQ0277AU Management Fee Rebate 01 Jul 2019 to 30 Sep 2019] - MAQ0277AU Dist'n			4.18	627.15 CR
01/10/2019	MAQ0640AU Management Fee Rebate 01 Jul 2019 to 30 Sep 2019 [MAQ0640AU Management Fee Rebate 01 Jul 2019 to 30 Sep 2019] - MAQ0640AU Dist'n			53.64	680.79 CR
03/10/2019	MAQ0277AU.FND Distribution Received [MAQ0277AU.FND Distribution Received - MAQ0277AU Dist'n]			74.42	755.21 CR
16/10/2019	AAA.AXW.Dividend Received [AAA.AXW.Dividend Received - AAA Dist'n]			139.41	894.62 CR
16/10/2019	VEQ.AXW Dividend Received [VEQ.AXW Dividend Received - VEQ Dist'n]			386.50	1,281.12 CR
17/10/2019	MAQ0277AU.FND Distribution Received [MAQ0277AU.FND Distribution Received - MAQ0277AU Dist'n]			74.42	1,355.54 CR

TBI Investments Superannuation Fund

General Ledger

As at 30 June 2020

Transaction Date	Description	Units	Debit	Credit	Balance \$
17/10/2019	IOF0145AU.FND Distribution Received [IOF0145AU.FND Distribution Received - IOF0145AU Dist'n]			38.11	1,393.65 CR
22/10/2019	BXB.ASX Dividend Received [BXB ROC]			243.60	1,637.25 CR
22/10/2019	BXB Return of Capital		243.60		1,393.65 CR
24/10/2019	IOF0145AU Management Fee Rebate 01 Jul 2019 to 30 Sep 2019 [IOF0145AU Management Fee Rebate 01 Jul 2019 to 30 Sep 2019] - IOF0145AU Dist'n			3.19	1,396.84 CR
18/11/2019	AAA.AXW Dividend Received [AAA.AXW Dividend Received - AAA Dist'n]			118.23	1,515.07 CR
18/11/2019	MAQ0277AU.FND Distribution Received [MAQ0277AU.FND Distribution Received - MAQ0277AU Dist'n]			89.72	1,604.79 CR
17/12/2019	AAA.AXW Dividend Received [AAA.AXW Dividend Received - AAA Dist'n]			109.13	1,713.92 CR
17/12/2019	MAQ0277AU.FND Distribution Received [MAQ0277AU.FND Distribution Received - MAQ0277AU Dist'n]			89.72	1,803.64 CR
02/01/2020	MAQ0277AU Management Fee Rebate 01 Oct 2019 to 31 Dec 2019 [MAQ0277AU Management Fee Rebate 01 Oct 2019 to 31 Dec 2019] - MAQ0277AU Dist'n			5.13	1,808.77 CR
02/01/2020	MAQ0640AU Management Fee Rebate 01 Oct 2019 to 31 Dec 2019 [MAQ0640AU Management Fee Rebate 01 Oct 2019 to 31 Dec 2019] - MAQ0640AU Dist'n			66.14	1,874.91 CR
15/01/2020	IOF0145AU.FND Distribution Received [IOF0145AU.FND Distribution Received - IOF0145AU Dist'n]			104.62	1,979.53 CR
17/01/2020	AAA.AXW Dividend Received [AAA.AXW Dividend Received - AAA Dist'n]			124.74	2,104.27 CR
17/01/2020	VEQ.AXW Dividend Received [VEQ.AXW Dividend Received - VEQ Dist'n]			458.33	2,562.60 CR
24/01/2020	IOF0145AU Management Fee Rebate 01 Oct 2019 to 31 Dec 2019 [IOF0145AU Management Fee Rebate 01 Oct 2019 to 31 Dec 2019] - IOF0145AU Dist'n			3.25	2,565.85 CR
04/02/2020	MAQ0277AU.FND Distribution Received [MAQ0277AU.FND Distribution Received - MAQ0277AU Dist'n]			89.72	2,655.57 CR
18/02/2020	AAA.AXW Dividend Received [AAA.AXW Dividend Received - AAA Dist'n]			119.65	2,775.22 CR
20/02/2020	MAQ0277AU.FND Distribution Received [MAQ0277AU.FND Distribution Received - MAQ0277AU Dist'n]			112.16	2,887.38 CR
17/03/2020	AAA.AXW Dividend Received [AAA.AXW Dividend Received - AAA Dist'n]			75.23	2,962.61 CR
17/03/2020	LLC.ASX Dividend Received [LLC.ASX Dividend Received - LLC Dist'n]			738.00	3,700.61 CR
01/04/2020	MAQ0277AU Management Fee			4.96	3,705.57 CR

TBI Investments Superannuation Fund

General Ledger

As at 30 June 2020

Transaction Date	Description	Units	Debit	Credit	Balance \$
	Rebate 01 Jan 2020 to 31 Mar 2020 [MAQ0277AU Management Fee Rebate 01 Jan 2020 to 31 Mar 2020] - MAQ0277AU Dist'n				
01/04/2020	MAQ0640AU Management Fee Rebate 01 Jan 2020 to 31 Mar 2020 [MAQ0640AU Management Fee Rebate 01 Jan 2020 to 31 Mar 2020] - MAQ0640AU Dist'n			62.67	3,768.24 CR
15/04/2020	MAQ0277AU.FND Distribution Received [MAQ0277AU.FND Distribution Received - MAQ0277AU Dist'n]			67.30	3,835.54 CR
20/04/2020	AAA.AXW Dividend Received [AAA.AXW Dividend Received - AAA Dist'n]			65.90	3,901.44 CR
20/04/2020	VEQ.AXW Dividend Received [VEQ.AXW Dividend Received - VEQ Dist'n]			397.62	4,299.06 CR
27/04/2020	IOF0145AU Management Fee Rebate 01 Jan 2020 to 31 Mar 2020 [IOF0145AU Management Fee Rebate 01 Jan 2020 to 31 Mar 2020] - IOF0145AU Dist'n			3.38	4,302.44 CR
27/04/2020	BFL0019AU.FND Application		1,970.00		2,332.44 CR
30/04/2020	BFL0019AU.FND Application - Returned			1,970.00	4,302.44 CR
01/05/2020	MAQ0277AU.FND Distribution Received [MAQ0277AU.FND Distribution Received - MAQ0277AU Dist'n]			19.90	4,322.34 CR
01/05/2020	IOF0145AU.FND Distribution Received [IOF0145AU.FND Distribution Received - IOF0145AU Dist'n]			52.23	4,374.57 CR
07/05/2020	BFL0019AU.FND Distribution Received [BFL0019AU.FND Distribution Received - BFL0019AU Dist'n]			59.83	4,434.40 CR
18/05/2020	AAA.AXW Dividend Received [AAA.AXW Dividend Received - AAA Dist'n]			22.33	4,456.73 CR
25/05/2020	MAQ0277AU.FND Distribution Received [MAQ0277AU.FND Distribution Received - MAQ0277AU Dist'n]			39.80	4,496.53 CR
01/06/2020	BFL0019AU Management Fee Rebate 01 Jan 2020 to 31 Mar 2020 [BFL0019AU Management Fee Rebate 01 Jan 2020 to 31 Mar 2020] - BFL0019AU Dist'n			11.08	4,507.61 CR
23/06/2020	MAQ0277AU.FND Distribution Received [MAQ0277AU.FND Distribution Received - MAQ0277AU Dist'n]			79.61	4,587.22 CR
30/06/2020	AAA Dist'n		994.94		3,592.28 CR
30/06/2020	IOF0145AU Dist'n		207.98		3,384.30 CR
30/06/2020	LLC Dist'n		999.36		2,384.94 CR
30/06/2020	MAQ0277AU Dist'n		829.65		1,555.29 CR
30/06/2020	MAQ0640AU Dist'n		241.93		1,313.36 CR
30/06/2020	VEQ dist'n		1,242.45		70.91 CR
30/06/2020	BFL0019AU Dist'n		70.91		0.00 DR
			6,800.82	6,800.82	0.00 DR

Macquarie Cash Management Acc (964918783) (MBL964918783)

TBI Investments Superannuation Fund

General Ledger

As at 30 June 2020

Transaction Date	Description	Units	Debit	Credit	Balance \$
01/07/2019	Opening Balance				49,326.61 DR
01/07/2019	opening balance - creditor			9,130.60	40,196.01 DR
02/07/2019	ALL.ASX Dividend Received		292.60		40,488.61 DR
02/07/2019	Rebate of Adviser Commission		7.91		40,496.52 DR
03/07/2019	MQG.ASX Dividend Received		1,188.00		41,684.52 DR
04/07/2019	ATO ATO008000010735142		554.27		42,238.79 DR
11/07/2019	IVV.AXW Dividend Received		249.95		42,488.74 DR
12/07/2019	MAQ0277AU.FND Distribution Received		702.33		43,191.07 DR
15/07/2019	MAQ0640AU.FND Distribution Received		5,197.76		48,388.83 DR
15/07/2019	Rebate of Jun 19 Portfolio Tax Reporting and Analysis		73.98		48,462.81 DR
15/07/2019	Rebate of Jun 19 GST on Portfolio Tax Reporting and Analysis		7.40		48,470.21 DR
15/07/2019	Jun 19 GST on Portfolio Tax Reporting and Analysis			22.30	48,447.91 DR
15/07/2019	Jun 19 GST on Investment and Strategy Advice			95.60	48,352.31 DR
15/07/2019	Jun 19 Portfolio Tax Reporting and Analysis			222.95	48,129.36 DR
15/07/2019	Jun 19 Investment and Strategy Advice			955.97	47,173.39 DR
16/07/2019	VEQ.AXW Dividend Received		1,327.92		48,501.31 DR
16/07/2019	AAA.AXW Dividend Received		99.98		48,601.29 DR
16/07/2019	Herron Accountants Inv			2,915.00	45,686.29 DR
17/07/2019	IOF0145AU.FND Distribution Received		118.45		45,804.74 DR
31/07/2019	Cash Deposit - Macquarie CMA Interest Paid [Macquarie CMA Interest Paid]		28.58		45,833.32 DR
02/08/2019	JHX.ASX Dividend Received		510.01		46,343.33 DR
02/08/2019	Rebate of Adviser Commission		9.62		46,352.95 DR
07/08/2019	Cash Deposit - Sale: 495@1291.1394 Brambles (BXB) (Auto reprocessed due to distribution entered / deleted on 14/10/2019)		6,366.39		52,719.34 DR
07/08/2019	Cash Deposit - Sale: 160@3868.2875 Wesfarmers (WES)		6,164.51		58,883.85 DR
15/08/2019	Rebate of Jul 19 Portfolio Tax Reporting and Analysis		76.44		58,960.29 DR
15/08/2019	Rebate of Jul 19 GST on Portfolio Tax Reporting and Analysis		7.65		58,967.94 DR
15/08/2019	Jul 19 GST on Portfolio Tax Reporting and Analysis			22.79	58,945.15 DR
15/08/2019	Jul 19 GST on Investment and Strategy Advice			100.31	58,844.84 DR
15/08/2019	Jul 19 Portfolio Tax Reporting and Analysis			227.88	58,616.96 DR
15/08/2019	Jul 19 Investment and Strategy Advice			1,003.05	57,613.91 DR
16/08/2019	AAA.AXW Dividend Received [AAA.AXW Dividend Received - AAA Dist'n]		85.08		57,698.99 DR
27/08/2019	MAQ0277AU.FND Distribution Received [MAQ0277AU.FND Distribution Received - MAQ0277AU Dist'n]		74.42		57,773.41 DR
28/08/2019	Cash Deposit - Sale: 600@2240.46 James Hardie Industries (JHX)		13,418.01		71,191.42 DR
28/08/2019	Cash Deposit - Sale: 610@1683.9902 Lendlease (LLC) (Auto)		10,247.59		81,439.01 DR

TBI Investments Superannuation Fund

General Ledger

As at 30 June 2020

Transaction Date	Description	Units	Debit	Credit	Balance \$
	reprocessed due to distribution entered / deleted on 30/06/2020)				
28/08/2019	Cash Deposit - Sale: 200@2937.55 Aristocrat Leisure (ALL)		5,850.35		87,289.36 DR
28/08/2019	Cash Withdrawal - Purchase: 3500@163.57 AMP (AMP) [Purchase: 3500@163.57 AMP (AMP)]			5,749.70	81,539.66 DR
29/08/2019	Cash Deposit - Sale: 50@12258.88 Macquarie Group (MQG)		6,104.69		87,644.35 DR
29/08/2019	Cash Withdrawal - Purchase: 925@654.5697 Pental Group (PDL) [Purchase: 925@654.5697 Pental Group (PDL)]			6,079.52	81,564.83 DR
30/08/2019	Cash Deposit - Macquarie CMA Interest Paid [Macquarie CMA Interest Paid]		35.05		81,599.88 DR
30/08/2019	Cash Withdrawal - Purchase: 840@5013.7 Tactical Cash (AAA) [Purchase: 840@5013.7 Tactical Cash (AAA)]			42,142.72	39,457.16 DR
03/09/2019	Rebate of Adviser Commission		12.00		39,469.16 DR
13/09/2019	Cash Deposit - Sale: 110@44036.5091 iShares S&P 500 ETF (IVV)		48,410.43		87,879.59 DR
13/09/2019	Rebate of Aug 19 Portfolio Tax Reporting and Analysis		76.44		87,956.03 DR
13/09/2019	Rebate of Aug 19 GST on Portfolio Tax Reporting and Analysis		7.65		87,963.68 DR
13/09/2019	Aug 19 GST on Portfolio Tax Reporting and Analysis			22.79	87,940.89 DR
13/09/2019	Aug 19 GST on Investment and Strategy Advice			98.86	87,842.03 DR
13/09/2019	Aug 19 Portfolio Tax Reporting and Analysis			227.88	87,614.15 DR
13/09/2019	Aug 19 Investment and Strategy Advice			988.57	86,625.58 DR
13/09/2019	Cash Withdrawal - Purchase: 125@37615.304 iShares S&P 500 AUD Hedged ETF (IHVV) [Purchase: 125@37615.304 iShares S&P 500 AUD Hedged ETF (IHVV)]			47,048.40	39,577.18 DR
16/09/2019	Cash Deposit - Sale: 120@12945.0083 Macquarie Group (MQG)		15,509.26		55,086.44 DR
16/09/2019	LLC.ASX Dividend Received [LLC.ASX Dividend Received - LLC Dist'n]		825.00		55,911.44 DR
17/09/2019	AAA.AXW Dividend Received [AAA.AXW Dividend Received - AAA Dist'n]		135.24		56,046.68 DR
18/09/2019	MQG.ASX Share Purchase Plan Application			15,000.00	41,046.68 DR
19/09/2019	RIO.ASX Dividend Received		538.27		41,584.95 DR
20/09/2019	TAH.ASX Dividend Received		786.50		42,371.45 DR
20/09/2019	WPL.ASX Dividend Received		346.05		42,717.50 DR
24/09/2019	OSH.ASX Dividend Received		245.65		42,963.15 DR
25/09/2019	Cash Deposit - Sale: 1220@2533.3098 Caltex Australia (CTX)		30,881.63		73,844.78 DR
25/09/2019	BHP.ASX Dividend Received		795.92		74,640.70 DR
25/09/2019	Cash Withdrawal - Purchase: 160@3208.45 Woodside Petroleum (WPL) [Purchase: 160@3208.45 Woodside Petroleum (WPL)]			5,158.27	69,482.43 DR
25/09/2019	Cash Withdrawal - Purchase: 9400@211.18 Cybg PLC (CYB) [Purchase: 9400@211.18 Cybg PLC (CYB)]			19,875.67	49,606.76 DR

TBI Investments Superannuation Fund

General Ledger

As at 30 June 2020

Transaction Date	Description	Units	Debit	Credit	Balance \$
26/09/2019	TLS.ASX Dividend Received		636.00		50,242.76 DR
27/09/2019	ORG.ASX Dividend Received		783.75		51,026.51 DR
30/09/2019	Cash Deposit - Macquarie CMA Interest Paid [Macquarie CMA Interest Paid]		26.17		51,052.68 DR
02/10/2019	FMG.ASX Dividend Received		1,008.00		52,060.68 DR
02/10/2019	Rebate of Adviser Commission		9.19		52,069.87 DR
03/10/2019	SEK.ASX Dividend Received		426.80		52,496.67 DR
03/10/2019	MAQ0277AU.FND Distribution Received [MAQ0277AU.FND Distribution Received - MAQ0277AU Dist'n]		74.42		52,571.09 DR
04/10/2019	CTX.ASX Dividend Received		390.40		52,961.49 DR
09/10/2019	WES.ASX Dividend Received		499.20		53,460.69 DR
10/10/2019	BXB.ASX Dividend Received		294.35		53,755.04 DR
11/10/2019	FLT.ASX Dividend Received		735.00		54,490.04 DR
11/10/2019	RWC.ASX Dividend Received		492.50		54,982.54 DR
15/10/2019	Rebate of Sep 19 Portfolio Tax Reporting and Analysis		73.98		55,056.52 DR
15/10/2019	Rebate of Sep 19 GST on Portfolio Tax Reporting and Analysis		7.40		55,063.92 DR
15/10/2019	Sep 19 GST on Portfolio Tax Reporting and Analysis			22.30	55,041.62 DR
15/10/2019	Sep 19 GST on Investment and Strategy Advice			98.68	54,942.94 DR
15/10/2019	Sep 19 Portfolio Tax Reporting and Analysis			222.95	54,719.99 DR
15/10/2019	Sep 19 Investment and Strategy Advice			986.84	53,733.15 DR
16/10/2019	VEQ.AXW Dividend Received [VEQ.AXW Dividend Received - VEQ Dist'n]		386.50		54,119.65 DR
16/10/2019	AAA.AXW.Dividend Received [AAA.AXW.Dividend Received - AAA Dist'n]		139.41		54,259.06 DR
17/10/2019	MAQ0277AU.FND Distribution Received [MAQ0277AU.FND Distribution Received - MAQ0277AU Dist'n]		74.42		54,333.48 DR
17/10/2019	IOF0145AU.FND Distribution Received [IOF0145AU.FND Distribution Received - IOF0145AU Dist'n]		38.11		54,371.59 DR
17/10/2019	MAQ0277AU.FND Application [Purchase: 7644.69@101.77 Macquarie Income Opportunities Fund (MAQ0277AU)]			7,780.00	46,591.59 DR
22/10/2019	BXB.ASX Dividend Received [BXB ROC]		588.70		47,180.29 DR
25/10/2019	Cash Deposit - Sale: 330@2204.6394 Seek (SEK)		7,250.56		54,430.85 DR
31/10/2019	Cash Deposit - Macquarie CMA Interest Paid [Macquarie CMA Interest Paid]		22.46		54,453.31 DR
04/11/2019	Cash Deposit - Sale: 3350@724.0901 Oil Search (OSH)		24,232.27		78,685.58 DR
04/11/2019	Rebate of Adviser Commission		10.83		78,696.41 DR
04/11/2019	Cash Withdrawal - Purchase: 11200@238.91 Beach Energy Limited (BPT) [Purchase: 11200@238.91 Beach Energy Limited (BPT)]			26,782.67	51,913.74 DR
08/11/2019	Cash Deposit - Sale: 875@954.9097		8,330.71		60,244.45 DR

TBI Investments Superannuation Fund

General Ledger

As at 30 June 2020

Transaction Date	Description	Units	Debit	Credit	Balance \$
	Fortescue Metals Group (FMG)				
08/11/2019	Cash Deposit - Sale: 1650@427.08 Reliance Worldwide Corporation Limited (RWC)		7,022.07		67,266.52 DR
15/11/2019	Rebate of Oct 19 Portfolio Tax Reporting and Analysis		76.44		67,342.96 DR
15/11/2019	Rebate of Oct 19 GST on Portfolio Tax Reporting and Analysis		7.65		67,350.61 DR
15/11/2019	Oct 19 GST on Portfolio Tax Reporting and Analysis			22.79	67,327.82 DR
15/11/2019	Oct 19 GST on Investment and Strategy Advice			102.93	67,224.89 DR
15/11/2019	Oct 19 Portfolio Tax Reporting and Analysis			227.88	66,997.01 DR
15/11/2019	Oct 19 Investment and Strategy Advice			1,029.32	65,967.69 DR
18/11/2019	Cash Deposit - Sale: 1000@824 Origin Energy (ORG)		8,215.25		74,182.94 DR
18/11/2019	AAA.AXW Dividend Received [AAA.AXW Dividend Received - AAA Dist'n]		118.23		74,301.17 DR
18/11/2019	MAQ0277AU.FND Distribution Received [MAQ0277AU.FND Distribution Received - MAQ0277AU Dist'n]		89.72		74,390.89 DR
19/11/2019	TPM.ASX Dividend Received		61.00		74,451.89 DR
29/11/2019	Cash Deposit - Macquarie CMA Interest Paid [Macquarie CMA Interest Paid]		26.94		74,478.83 DR
03/12/2019	Rebate of Adviser Commission		13.25		74,492.08 DR
09/12/2019	MAQ0640AU.FND Application [Purchase: 11706.96@136.5 Macquarie Asia New Stars No1 Fund (MAQ0640AU)]			15,980.00	58,512.08 DR
13/12/2019	Rebate of Nov 19 Ongoing Service Fee		73.98		58,586.06 DR
13/12/2019	Rebate of Nov 19 GST on Ongoing Service Fee		7.40		58,593.46 DR
13/12/2019	Nov 19 GST on Ongoing Service Fee			126.01	58,467.45 DR
13/12/2019	Nov 19 Ongoing Service Fee			1,260.00	57,207.45 DR
16/12/2019	Cash Withdrawal - Purchase: 45@10205.4444 Rio Tinto (RIO) [Purchase: 45@10205.4444 Rio Tinto (RIO)]			4,617.20	52,590.25 DR
16/12/2019	Cash Withdrawal - Purchase: 445@1222.5011 Brambles (BXB) [Purchase: 445@1222.5011 Brambles (BXB)]			5,464.88	47,125.37 DR
16/12/2019	Cash Withdrawal - Purchase: 320@1944 Lendlease (LLC) [Purchase: 320@1944 Lendlease (LLC)]			6,245.55	40,879.82 DR
16/12/2019	Cash Withdrawal - Purchase: 145@5010 Tactical Cash (AAA) [Purchase: 145@5010 Tactical Cash (AAA)]			7,289.25	33,590.57 DR
17/12/2019	All.ASX Dividend Received		384.20		33,974.77 DR
17/12/2019	AAA.AXW Dividend Received [AAA.AXW Dividend Received - AAA Dist'n]		109.13		34,083.90 DR
17/12/2019	MAQ0277AU.FND Distribution Received [MAQ0277AU.FND Distribution Received - MAQ0277AU Dist'n]		89.72		34,173.62 DR
18/12/2019	MQG.ASX Dividend Received		712.50		34,886.12 DR

TBI Investments Superannuation Fund

General Ledger

As at 30 June 2020

Transaction Date	Description	Units	Debit	Credit	Balance \$
19/12/2019	PDL.ASX Dividend Received		1,125.00		36,011.12 DR
20/12/2019	JHX.ASX Dividend Received		130.38		36,141.50 DR
31/12/2019	Cash Deposit - Macquarie CMA Interest Paid [Macquarie CMA Interest Paid]		22.14		36,163.64 DR
03/01/2020	Rebate of Adviser Commission		11.10		36,174.74 DR
10/01/2020	Cash Deposit - Sale: 775@903.1703 Pental Group (PDL)		6,974.82		43,149.56 DR
15/01/2020	IOF0145AU.FND Distribution Received [IOF0145AU.FND Distribution Received - IOF0145AU Dist'n]		104.62		43,254.18 DR
15/01/2020	Rebate of Dec 19 Ongoing Service Fee		76.44		43,330.62 DR
15/01/2020	Rebate of Dec 19 GST on Ongoing Service Fee		7.65		43,338.27 DR
15/01/2020	Dec 19 GST on Ongoing Service Fee			129.21	43,209.06 DR
15/01/2020	Dec 19 Ongoing Service Fee			1,292.10	41,916.96 DR
17/01/2020	VEQ.AXW Dividend Received [VEQ.AXW Dividend Received - VEQ Dist'n]		458.33		42,375.29 DR
17/01/2020	AAA.AXW Dividend Received [AAA.AXW Dividend Received - AAA Dist'n]		124.74		42,500.03 DR
22/01/2020	Cash Deposit - Sale: 600@1264.24 Fortescue Metals Group (FMG)		7,560.69		50,060.72 DR
31/01/2020	Cash Deposit - Macquarie CMA Interest Paid [Macquarie CMA Interest Paid]		17.14		50,077.86 DR
04/02/2020	MAQ0277AU.FND Distribution Received [MAQ0277AU.FND Distribution Received - MAQ0277AU Dist'n]		89.72		50,167.58 DR
04/02/2020	Rebate of Adviser Commission		8.87		50,176.45 DR
05/02/2020	Cash Deposit - Sale: 320@3162.0188 James Hardie Industries (JHX)		10,093.71		60,270.16 DR
05/02/2020	Cash Deposit - Sale: 270@3671.0815 Aristocrat Leisure (ALL)		9,887.17		70,157.33 DR
05/02/2020	Cash Withdrawal - Purchase: 150@4028.84 Flight Centre Travel Group (FLT) [Purchase: 150@4028.84 Flight Centre Travel Group (FLT)]			6,068.01	64,089.32 DR
14/02/2020	Rebate of Jan 20 Ongoing Service Fee		76.44		64,165.76 DR
14/02/2020	Rebate of Jan 20 GST on Ongoing Service Fee		7.65		64,173.41 DR
14/02/2020	Jan 20 GST on Ongoing Service Fee			131.20	64,042.21 DR
14/02/2020	Jan 20 Ongoing Service Fee			1,311.95	62,730.26 DR
14/02/2020	Cash Withdrawal - Purchase: 3200@209.41 Beach Energy Limited (BPT) [Purchase: 3200@209.41 Beach Energy Limited (BPT)]			6,725.87	56,004.39 DR
18/02/2020	AAA.AXW Dividend Received [AAA.AXW Dividend Received - AAA Dist'n]		119.65		56,124.04 DR
20/02/2020	MAQ0277AU.FND Distribution Received [MAQ0277AU.FND Distribution Received - MAQ0277AU Dist'n]		112.16		56,236.20 DR
24/02/2020	Cash Deposit - Sale: 705@5010 Tactical Cash (AAA) (Auto reprocessed due to distribution entered / deleted on 30/06/2020)		35,295.09		91,531.29 DR
26/02/2020	BFL0019AU.FND Application			33,830.00	57,701.29 DR

TBI Investments Superannuation Fund

General Ledger

As at 30 June 2020

Transaction Date	Description	Units	Debit	Credit	Balance \$
	[Purchase: 21143.75@160 4 Dimensions Global Infrastructure Fund (BFL0019AU)]				
28/02/2020	Cash Deposit - Macquarie CMA Interest Paid [Macquarie CMA Interest Paid]		23.09		57,724.38 DR
03/03/2020	Rebate of Adviser Commission		11.51		57,735.89 DR
09/03/2020	Cash Withdrawal - Purchase: 1275@554.68 Pental Group (PDL) [Purchase: 1275@554.68 Pental Group (PDL)]			7,096.92	50,638.97 DR
09/03/2020	Cash Withdrawal - Purchase: 330@2177.8909 Woodside Petroleum (WPL) [Purchase: 330@2177.8909 Woodside Petroleum (WPL)]			7,211.79	43,427.18 DR
09/03/2020	Cash Withdrawal - Purchase: 380@2478.0789 Flight Centre Travel Group (FLT) [Purchase: 380@2478.0789 Flight Centre Travel Group (FLT)]			9,441.45	33,985.73 DR
11/03/2020	Cash Withdrawal - Purchase: 900@604.18 Origin Energy (ORG) [Purchase: 900@604.18 Origin Energy (ORG)]			5,462.37	28,523.36 DR
11/03/2020	Cash Withdrawal - Purchase: 5200@140.23 Beach Energy Limited (BPT) [Purchase: 5200@140.23 Beach Energy Limited (BPT)]			7,316.71	21,206.65 DR
11/03/2020	Cash Withdrawal - Purchase: 3250@232.58 Virgin Money Uk PLC (VUK) [Purchase: 3250@232.58 Virgin Money Uk PLC (VUK)]			7,583.60	13,623.05 DR
13/03/2020	Rebate of Feb 20 Ongoing Service Fee		71.50		13,694.55 DR
13/03/2020	Rebate of Feb 20 GST on Ongoing Service Fee		7.15		13,701.70 DR
13/03/2020	Feb 20 GST on Ongoing Service Fee			115.55	13,586.15 DR
13/03/2020	Feb 20 Ongoing Service Fee			1,155.53	12,430.62 DR
17/03/2020	LLC.ASX Dividend Received [LLC.ASX Dividend Received - LLC Dist'n]		738.00		13,168.62 DR
17/03/2020	AAA.AXW Dividend Received [AAA.AXW Dividend Received - AAA Dist'n]		75.23		13,243.85 DR
18/03/2020	TAH.ASX Dividend Received		786.50		14,030.35 DR
20/03/2020	Cash Deposit - Sale: 2725@1070.2899 Fortescue Metals Group (FMG)		29,140.65		43,171.00 DR
20/03/2020	WPL.ASX Dividend Received		673.37		43,844.37 DR
20/03/2020	Cash Withdrawal - Purchase: 45@8597.3556 Macquarie Group (MQG) [Purchase: 45@8597.3556 Macquarie Group (MQG)]			3,893.56	39,950.81 DR
20/03/2020	Cash Withdrawal - Purchase: 420@1768.1905 James Hardie Industries (JHX) [Purchase: 420@1768.1905 James Hardie Industries (JHX)]			7,451.15	32,499.66 DR
20/03/2020	Cash Withdrawal - Purchase: 890@1077.3101 Lendlease (LLC) [Purchase: 890@1077.3101 Lendlease (LLC)]			9,612.81	22,886.85 DR
20/03/2020	Cash Withdrawal - Purchase: 1630@958.9301 Treasury Wine Estates Limited (TWE) [Purchase: 1630@958.9301 Treasury Wine Estates Limited (TWE)]			15,655.31	7,231.54 DR

TBI Investments Superannuation Fund
General Ledger

As at 30 June 2020

Transaction Date	Description	Units	Debit	Credit	Balance \$
24/03/2020	BHP.ASX Dividend Received		695.83		7,927.37 DR
25/03/2020	MAQ0277AU.FND Redemption (Auto reprocessed due to distribution entered / deleted on 30/06/2020)		5,005.76		12,933.13 DR
25/03/2020	Cash Withdrawal - Purchase: 4200@112.69 AMP (AMP) [Purchase: 4200@112.69 AMP (AMP)]			4,757.73	8,175.40 DR
27/03/2020	TLS.ASX Dividend Received		636.00		8,811.40 DR
27/03/2020	ORG.ASX Dividend Received		633.75		9,445.15 DR
31/03/2020	WES.ASX Dividend Received		480.00		9,925.15 DR
31/03/2020	BPT.ASX Dividend Received		144.00		10,069.15 DR
31/03/2020	Cash Deposit - Macquarie CMA Interest Paid [Macquarie CMA Interest Paid]		7.47		10,076.62 DR
02/04/2020	Cash Deposit - Sale: 580@5007 Tactical Cash (AAA)		29,015.85		39,092.47 DR
02/04/2020	Rebate of Adviser Commission		6.00		39,098.47 DR
03/04/2020	Cash Deposit - Sale: 780@4995.4795 Vanguard Ftse Europe ETF (VEQ) (Auto reprocessed due to distribution entered / deleted on 30/06/2020)		38,938.13		78,036.60 DR
03/04/2020	Cash Withdrawal - Purchase: 110@31054.4091 iShares S&P500 AUD Hedged (IHVV) [Purchase: 110@31054.4091 iShares S&P500 AUD Hedged (IHVV)]			34,184.88	43,851.72 DR
06/04/2020	FMG.ASX Dividend Received		2,071.00		45,922.72 DR
07/04/2020	Cash Withdrawal - Purchase: 850@996.06 Flight Centre Travel Group Limited (FLT) [Purchase: 850@996.06 Flight Centre Travel Group Limited (FLT)]			8,491.26	37,431.46 DR
09/04/2020	BXB.ASX Dividend Received		331.16		37,762.62 DR
14/04/2020	Cash Deposit - Sale: 725@762.6897 TPG Telecom (TPM)		5,504.75		43,267.37 DR
15/04/2020	Cash Deposit - Sale: 300@5008 Tactical Cash (AAA)		14,999.25		58,266.62 DR
15/04/2020	Rebate of Mar 20 Ongoing Service Fee		69.54		58,336.16 DR
15/04/2020	MAQ0277AU.FND Distribution Received [MAQ0277AU.FND Distribution Received - MAQ0277AU Dist'n]		67.30		58,403.46 DR
15/04/2020	Rebate of Mar 20 GST on Ongoing Service Fee		6.96		58,410.42 DR
15/04/2020	Mar 20 GST on Ongoing Service Fee			103.58	58,306.84 DR
15/04/2020	Mar 20 Ongoing Service Fee			1,035.81	57,271.03 DR
16/04/2020	RIO.ASX Dividend Received		769.43		58,040.46 DR
16/04/2020	Cash Withdrawal - Purchase: 4300@150.01 Virgin Money Uk PLC (VUK) [Purchase: 4300@150.01 Virgin Money Uk PLC (VUK)]			6,475.18	51,565.28 DR
20/04/2020	VEQ.AXW Dividend Received [VEQ.AXW Dividend Received - VEQ Dist'n]		397.62		51,962.90 DR
20/04/2020	AAA.AXW Dividend Received [AAA.AXW Dividend Received - AAA Dist'n]		65.90		52,028.80 DR
21/04/2020	Herron Accountants Inv			2,915.00	49,113.80 DR
23/04/2020	MAQ0640AU.FND Redemption		28,479.67		77,593.47 DR

TBI Investments Superannuation Fund

General Ledger

As at 30 June 2020

Transaction Date	Description	Units	Debit	Credit	Balance \$
27/04/2020	ATO ATO009000011965451		7,009.10		84,602.57 DR
27/04/2020	BFL0019AU.FND Application			1,970.00	82,632.57 DR
27/04/2020	UBS8018AU.FND Application [Purchase: 23648.9788@102.33 UBS Emerging Markets Equity Fund (UBS8018AU)]			24,200.00	58,432.57 DR
28/04/2020	FLT.ASX Share Purchase Plan Application			6,624.00	51,808.57 DR
28/04/2020	Purchase: 5438.5321@136.25 4 Dimensions Global Infrastructure Fund (BFL0019AU)			7,410.00	44,398.57 DR
30/04/2020	Cash Deposit - Sale: 20@36059.75 iShares S&P500 AUD Hedged (IHVV) (Auto reprocessed due to distribution entered / deleted on 30/06/2020)		7,187.20		51,585.77 DR
30/04/2020	BFL0019AU.FND Application - Returned		1,970.00		53,555.77 DR
30/04/2020	Cash Deposit - Macquarie CMA Interest Paid [Macquarie CMA Interest Paid]		1.79		53,557.56 DR
30/04/2020	Cash Withdrawal - Purchase: 200@2549.05 Aristocrat Leisure (ALL) [Purchase: 200@2549.05 Aristocrat Leisure (ALL)]			5,122.85	48,434.71 DR
30/04/2020	Cash Withdrawal - Purchase: 670@1014.8403 Treasury Wine Estates Limited (TWE) [Purchase: 670@1014.8403 Treasury Wine Estates Limited (TWE)]			6,824.18	41,610.53 DR
01/05/2020	IOF0145AU.FND Distribution Received [IOF0145AU.FND Distribution Received - IOF0145AU Dist'n]		52.23		41,662.76 DR
01/05/2020	MAQ0277AU.FND Distribution Received [MAQ0277AU.FND Distribution Received - MAQ0277AU Dist'n]		19.90		41,682.66 DR
04/05/2020	Rebate of Adviser Commission		8.97		41,691.63 DR
07/05/2020	BFL0019AU.FND Distribution Received [BFL0019AU.FND Distribution Received - BFL0019AU Dist'n]		59.83		41,751.46 DR
14/05/2020	Cash Deposit - Sale: 2325@717.2301 TPG Telecom (TPM)		16,650.85		58,402.31 DR
14/05/2020	Cash Withdrawal - Purchase: 3950@131.8901 Virgin Money Uk PLC (VUK) [Purchase: 3950@131.8901 Virgin Money Uk PLC (VUK)]			5,234.41	53,167.90 DR
14/05/2020	Cash Withdrawal - Purchase: 3400@551.54 Sydney Airport (SYD) [Purchase: 3400@551.54 Sydney Airport (SYD)]			18,777.11	34,390.79 DR
15/05/2020	Rebate of Apr 20 Ongoing Service Fee		73.98		34,464.77 DR
15/05/2020	Rebate of Apr 20 GST on Ongoing Service Fee		7.40		34,472.17 DR
15/05/2020	Apr 20 GST on Ongoing Service Fee			108.86	34,363.31 DR
15/05/2020	Apr 20 Ongoing Service Fee			1,088.53	33,274.78 DR
18/05/2020	AAA.AXW Dividend Received [AAA.AXW Dividend Received - AAA Dist'n]		22.33		33,297.11 DR
19/05/2020	TPM.ASX Dividend Received		91.50		33,388.61 DR
20/05/2020	Cash Deposit - Sale: 740@5008.0905 Tactical Cash (AAA) (Auto)		37,033.89		70,422.50 DR

TBI Investments Superannuation Fund

General Ledger

As at 30 June 2020

Transaction Date	Description	Units	Debit	Credit	Balance \$
	reprocessed due to distribution entered / deleted on 30/06/2020)				
21/05/2020	Cash Deposit - Sale: 1850@320.84 TABCORP Holdings (TAH)		5,910.79		76,333.29 DR
25/05/2020	MAQ0277AU.FND Distribution Received [MAQ0277AU.FND Distribution Received - MAQ0277AU Dist'n]		39.80		76,373.09 DR
27/05/2020	IOF0145AU.FND Application [Purchase: 9476.7655@109.32 Janus Henderson Tactical Income Fund (IOF0145AU)]			10,360.00	66,013.09 DR
28/05/2020	Cash Deposit - Sale: 800@1361.68 Flight Centre Travel Group Limited (FLT)		10,868.69		76,881.78 DR
28/05/2020	Cash Deposit - Sale: 290@2685.131 James Hardie Industries (JHX)		7,762.13		84,643.91 DR
29/05/2020	Cash Deposit - Macquarie CMA Interest Paid [Macquarie CMA Interest Paid]		1.89		84,645.80 DR
02/06/2020	Rebate of Adviser Commission		9.23		84,655.03 DR
03/06/2020	Transfer - CMH 965265994		25,000.00		109,655.03 DR
04/06/2020	Share Purchase Plan - @ AUD 9.80			20,000.00	89,655.03 DR
15/06/2020	Cash Deposit - Sale: 5125@565.6 Origin Energy (ORG)		28,962.25		118,617.28 DR
15/06/2020	Cash Deposit - Sale: 810@2110.7704 Woodside Petroleum (WPL)		17,072.49		135,689.77 DR
15/06/2020	Rebate of May 20 Ongoing Service Fee		76.44		135,766.21 DR
15/06/2020	Rebate of May 20 GST on Ongoing Service Fee		7.65		135,773.86 DR
15/06/2020	May 20 GST on Ongoing Service Fee			115.51	135,658.35 DR
15/06/2020	May 20 Ongoing Service Fee			1,155.06	134,503.29 DR
16/06/2020	Cash Withdrawal - Purchase: 12185@371.56 Betashares Global Energy Companies ETF (FUEL) [Purchase: 12185@371.56 Betashares Global Energy Companies ETF (FUEL)]			45,303.28	89,200.01 DR
23/06/2020	SuperChoice P/L PC170620-059814761		387.66		89,587.67 DR
23/06/2020	MAQ0277AU.FND Distribution Received [MAQ0277AU.FND Distribution Received - MAQ0277AU Dist'n]		79.61		89,667.28 DR
30/06/2020	Cash Deposit - Macquarie CMA Interest Paid [Macquarie CMA Interest Paid]		3.54		89,670.82 DR
30/06/2020	BFL0019AU.FND Application			13,940.00	75,730.82 DR
30/06/2020	MAQ0277AU.FND Application			15,680.00	60,050.82 DR
			619,434.61	608,710.40	60,050.82 DR
Distributions Receivable (61800)					
<u>Betashares Australian High Interest Cash Etf (AAA2.AX)</u>					
01/07/2019	Opening Balance				99.98 DR
16/07/2019	AAA.AXW Dividend Received			99.98	0.00 DR
				99.98	0.00 DR
<u>4 Dimensions Gbl Infrastructure (BFL0019AU)</u>					
30/06/2020	BFL0019AU Dist'n		410.93		410.93 DR
			410.93		410.93 DR

TBI Investments Superannuation Fund

General Ledger

As at 30 June 2020

Transaction Date	Description	Units	Debit	Credit	Balance \$
<u>Betashares Global Energy Companies Etf - Currency Hedged (FUEL.AX)</u>					
30/06/2020	FEUL - Dist'n		758.94		758.94 DR
			758.94		758.94 DR
<u>Ishares S&p 500 Aud Hedged Etf (IHVV.AX)</u>					
30/06/2020	IHVV Dist'n		1,558.77		1,558.77 DR
			1,558.77		1,558.77 DR
<u>Janus Henderson Tactical Income Fund (IOF0145AU)</u>					
01/07/2019	Opening Balance				118.45 DR
17/07/2019	IOF0145AU.FND Distribution Received			118.45	0.00 DR
30/06/2020	IOF0145AU Dist'n		892.35		892.35 DR
			892.35	118.45	892.35 DR
<u>Ishares S&p 500 Etf (IVV.AX2)</u>					
01/07/2019	Opening Balance				249.95 DR
11/07/2019	IVV.AXW Dividend Received			249.95	0.00 DR
				249.95	0.00 DR
<u>Lend Lease Corporation Limited (LLC.AX)</u>					
01/07/2019	Opening Balance				563.64 DR
16/09/2019	LLC.ASX Dividend Received [LLC.ASX Dividend Received - LLC Dist'n]			563.64	0.00 DR
30/06/2020	LLC Dist'n		118.04		118.04 DR
			118.04	563.64	118.04 DR
<u>Macquarie Income Opportunities Fund (MAQ0277AU)</u>					
01/07/2019	Opening Balance				702.33 DR
12/07/2019	MAQ0277AU.FND Distribution Received			702.33	0.00 DR
30/06/2020	MAQ0277AU Dist'n		988.72		988.72 DR
			988.72	702.33	988.72 DR
<u>Macquarie Asia New Stars Fund (MAQ0640AU)</u>					
01/07/2019	Opening Balance				5,197.76 DR
15/07/2019	MAQ0640AU.FND Distribution Received			5,197.76	0.00 DR
30/06/2020	MAQ0640AU Dist'n		560.99		560.99 DR
			560.99	5,197.76	560.99 DR
<u>Vanguard Ftse Europe Shares Etf (VEQ1.AX)</u>					
01/07/2019	Opening Balance				1,327.92 DR
16/07/2019	VEQ.AXW Dividend Received			1,327.92	0.00 DR
30/06/2020	VEQ dist'n		430.84		430.84 DR
			430.84	1,327.92	430.84 DR
Sundry Debtors (68000)					
<u>Sundry Debtors (68000)</u>					
01/07/2019	Opening Balance				553.33 DR
04/07/2019	ATO ATO008000010735142			553.33	0.00 DR
30/06/2020	MAQ0277AU.FND Application		15,680.00		15,680.00 DR
30/06/2020	BFL0019AU.FND Application		13,940.00		29,620.00 DR
			29,620.00	553.33	29,620.00 DR
Managed Investments (Australian) (74700)					

TBI Investments Superannuation Fund

General Ledger

As at 30 June 2020

Transaction Date	Description	Units	Debit	Credit	Balance \$
4 Dimensions Gbl Infrastructure (BFL0019AU)					
26/02/2020	BFL0019AU.FND Application [Purchase: 21143.75@160 4 Dimensions Global Infrastructure Fund (BFL0019AU)]	21,143.75	33,830.00		33,830.00 DR
28/04/2020	Purchase: 5438.5321@136.25 4 Dimensions Global Infrastructure Fund (BFL0019AU)	5,438.53	7,410.00		41,240.00 DR
01/06/2020	BFL0019AU Management Fee Rebate 01 Jan 2020 to 31 Mar 2020 [BFL0019AU Management Fee Rebate 01 Jan 2020 to 31 Mar 2020] - BFL0019AU Dist'n	7.84	11.08		41,251.08 DR
30/06/2020	Revaluation - 30/06/2020 @ \$1.390800 (Exit) - 26,590.121800 Units on hand			4,269.54	36,981.54 DR
30/06/2020	Revaluation - 30/06/2020 @ \$1.375399 (Custom) - 26,590.121800 Units on hand			409.51	36,572.03 DR
		26,590.12	41,251.08	4,679.05	36,572.03 DR
UBS Emerging Markets Equity (UBS8018AU)					
27/04/2020	UBS8018AU.FND Application [Purchase: 23648.9788@102.33 UBS Emerging Markets Equity Fund (UBS8018AU)]	23,648.98	24,200.00		24,200.00 DR
30/06/2020	Revaluation - 30/06/2020 @ \$1.065900 (Exit) - 23,648.978800 Units on hand		1,007.45		25,207.45 DR
		23,648.98	25,207.45		25,207.45 DR
Shares in Listed Companies (Australian) (77600)					
Aristocrat Leisure Limited (ALL.AX)					
01/07/2019	Opening Balance	1,330.00			40,857.60 DR
28/08/2019	Cash Deposit - Sale: 200@2937.55 Aristocrat Leisure (ALL)	(200.00)		4,193.66	36,663.94 DR
28/08/2019	Unrealised Gain writeback as at 28/08/2019			1,950.34	34,713.60 DR
05/02/2020	Cash Deposit - Sale: 270@3671.0815 Aristocrat Leisure (ALL)	(270.00)		5,661.44	29,052.16 DR
05/02/2020	Unrealised Gain writeback as at 05/02/2020			2,632.96	26,419.20 DR
30/04/2020	Cash Withdrawal - Purchase: 200@2549.05 Aristocrat Leisure (ALL) [Purchase: 200@2549.05 Aristocrat Leisure (ALL)]	200.00	5,122.85		31,542.05 DR
30/06/2020	Revaluation - 30/06/2020 @ \$25.500000 (System Price) - 1,060.000000 Units on hand			4,512.05	27,030.00 DR
		1,060.00	5,122.85	18,950.45	27,030.00 DR
AMP Limited (AMP.AX)					
01/07/2019	Opening Balance	17,300.00			36,676.00 DR
28/08/2019	Cash Withdrawal - Purchase: 3500@163.57 AMP (AMP) [Purchase: 3500@163.57 AMP (AMP)]	3,500.00	5,749.70		42,425.70 DR
25/03/2020	Cash Withdrawal - Purchase: 4200@112.69 AMP (AMP) [Purchase: 4200@112.69 AMP (AMP)]	4,200.00	4,757.73		47,183.43 DR
30/06/2020	Revaluation - 30/06/2020 @ \$1.855000 (System Price) - 25,000.000000 Units on hand			808.43	46,375.00 DR
		25,000.00	10,507.43	808.43	46,375.00 DR

TBI Investments Superannuation Fund

General Ledger

As at 30 June 2020

Transaction Date	Description	Units	Debit	Credit	Balance \$
<u>BHP Group Limited (BHP.AX)</u>					
01/07/2019	Opening Balance	700.00			28,812.00 DR
30/06/2020	Revaluation - 30/06/2020 @ \$35.820000 (System Price) - 700.000000 Units on hand			3,738.00	25,074.00 DR
		700.00		3,738.00	25,074.00 DR
<u>Beach Energy Limited (BPT.AX)</u>					
04/11/2019	Cash Withdrawal - Purchase: 11200@238.91 Beach Energy Limited (BPT) [Purchase: 11200@238.91 Beach Energy Limited (BPT)]	11,200.00	26,782.67		26,782.67 DR
14/02/2020	Cash Withdrawal - Purchase: 3200@209.41 Beach Energy Limited (BPT) [Purchase: 3200@209.41 Beach Energy Limited (BPT)]	3,200.00	6,725.87		33,508.54 DR
11/03/2020	Cash Withdrawal - Purchase: 5200@140.23 Beach Energy Limited (BPT) [Purchase: 5200@140.23 Beach Energy Limited (BPT)]	5,200.00	7,316.71		40,825.25 DR
30/06/2020	Revaluation - 30/06/2020 @ \$1.520000 (System Price) - 19,600.000000 Units on hand			11,033.25	29,792.00 DR
		19,600.00	40,825.25	11,033.25	29,792.00 DR
<u>Brambles Limited (BXB.AX)</u>					
01/07/2019	Opening Balance	2,525.00			32,522.00 DR
07/08/2019	Cash Deposit - Sale: 495@1291.1394 Brambles (BXB) (Auto reprocessed due to distribution entered / deleted on 14/10/2019)	(495.00)		5,108.46	27,413.54 DR
07/08/2019	Unrealised Gain writeback as at 07/08/2019			1,452.18	25,961.36 DR
22/10/2019	BXB Return of Capital	0.00		243.60	25,717.76 DR
16/12/2019	Cash Withdrawal - Purchase: 445@1222.5011 Brambles (BXB) [Purchase: 445@1222.5011 Brambles (BXB)]	445.00	5,464.88		31,182.64 DR
30/06/2020	Revaluation - 30/06/2020 @ \$10.870000 (System Price) - 2,475.000000 Units on hand			4,279.39	26,903.25 DR
		2,475.00	5,464.88	11,083.63	26,903.25 DR
<u>Caltex Australia Limited (CTX.AX)</u>					
01/07/2019	Opening Balance	1,220.00			30,195.00 DR
25/09/2019	Cash Deposit - Sale: 1220@2533.3098 Caltex Australia (CTX)	(1,220.00)		34,620.53	4,425.53 CR
25/09/2019	Unrealised Gain writeback as at 25/09/2019		4,425.53		0.00 DR
		0.00	4,425.53	34,620.53	0.00 DR
<u>Flight Centre Travel Group Limited (FLT.AX)</u>					
01/07/2019	Opening Balance	750.00			31,162.50 DR
05/02/2020	Cash Withdrawal - Purchase: 150@4028.84 Flight Centre Travel Group (FLT) [Purchase: 150@4028.84 Flight Centre Travel Group (FLT)]	150.00	6,068.01		37,230.51 DR
09/03/2020	Cash Withdrawal - Purchase: 380@2478.0789 Flight Centre Travel Group (FLT) [Purchase: 380@2478.0789 Flight Centre Travel Group (FLT)]	380.00	9,441.45		46,671.96 DR
07/04/2020	Cash Withdrawal - Purchase:	850.00	8,491.26		55,163.22 DR

TBI Investments Superannuation Fund

General Ledger

As at 30 June 2020

Transaction Date	Description	Units	Debit	Credit	Balance \$
	850@996.06 Flight Centre Travel Group Limited (FLT) [Purchase: 850@996.06 Flight Centre Travel Group Limited (FLT)]				
28/04/2020	FLT.ASX Share Purchase Plan Application	920.00	6,624.00		61,787.22 DR
28/05/2020	Cash Deposit - Sale: 800@1361.68 Flight Centre Travel Group Limited (FLT)	(800.00)		34,019.91	27,767.31 DR
28/05/2020	Unrealised Gain writeback as at 28/05/2020		218.95		27,986.26 DR
30/06/2020	Revaluation - 30/06/2020 @ \$11.120000 (System Price) - 2,250.000000 Units on hand			2,966.26	25,020.00 DR
		2,250.00	30,843.67	36,986.17	25,020.00 DR
<u>Fortescue Metals Group Ltd (FMG.AX)</u>					
01/07/2019	Opening Balance	4,200.00			37,884.00 DR
08/11/2019	Cash Deposit - Sale: 875@954.9097 Fortescue Metals Group (FMG)	(875.00)		3,455.37	34,428.63 DR
08/11/2019	Unrealised Gain writeback as at 08/11/2019			4,437.13	29,991.50 DR
22/01/2020	Cash Deposit - Sale: 600@1264.24 Fortescue Metals Group (FMG)	(600.00)		2,369.39	27,622.11 DR
22/01/2020	Unrealised Gain writeback as at 22/01/2020			3,042.61	24,579.50 DR
20/03/2020	Cash Deposit - Sale: 2725@1070.2899 Fortescue Metals Group (FMG)	(2,725.00)		10,761.00	13,818.50 DR
20/03/2020	Unrealised Gain writeback as at 20/03/2020			13,818.50	0.00 DR
		0.00		37,884.00	0.00 DR
<u>Macquarie Group Limited (MQG.AX)</u>					
01/07/2019	Opening Balance	330.00			41,378.70 DR
29/08/2019	Cash Deposit - Sale: 50@12258.88 Macquarie Group (MQG)	(50.00)		4,467.38	36,911.32 DR
29/08/2019	Unrealised Gain writeback as at 29/08/2019			1,867.09	35,044.23 DR
16/09/2019	Cash Deposit - Sale: 120@12945.0083 Macquarie Group (MQG)	(120.00)		10,635.95	24,408.28 DR
16/09/2019	Unrealised Gain writeback as at 16/09/2019			4,481.01	19,927.27 DR
18/09/2019	MQG.ASX Share Purchase Plan Application	125.00	15,000.00		34,927.27 DR
20/03/2020	Cash Withdrawal - Purchase: 45@8597.3556 Macquarie Group (MQG) [Purchase: 45@8597.3556 Macquarie Group (MQG)]	45.00	3,893.56		38,820.83 DR
30/06/2020	Revaluation - 30/06/2020 @ \$118.600000 (System Price) - 330.000000 Units on hand		317.17		39,138.00 DR
		330.00	19,210.73	21,451.43	39,138.00 DR
<u>Origin Energy Ltd (ORG.AX)</u>					
01/07/2019	Opening Balance	5,225.00			38,194.75 DR
18/11/2019	Cash Deposit - Sale: 1000@824 Origin Energy (ORG)	(1,000.00)		7,414.39	30,780.36 DR
18/11/2019	Unrealised Gain writeback as at 18/11/2019			186.65	30,593.71 DR
11/03/2020	Cash Withdrawal - Purchase: 900@604.18 Origin Energy (ORG) [Purchase: 900@604.18 Origin Energy (ORG)]	900.00	5,462.37		36,056.08 DR
15/06/2020	Cash Deposit - Sale: 5125@565.6 Origin Energy (ORG)	(5,125.00)		35,267.48	788.60 DR

TBI Investments Superannuation Fund

General Ledger

As at 30 June 2020

Transaction Date	Description	Units	Debit	Credit	Balance \$
15/06/2020	Unrealised Gain writeback as at 15/06/2020			788.60	0.00 DR
		0.00	5,462.37	43,657.12	0.00 DR
<u>Oil Search Limited - DNR Capital (OSH.AX)</u>					
01/07/2019	Opening Balance	3,350.00			23,684.50 DR
04/11/2019	Cash Deposit - Sale: 3350@724.0901 Oil Search (OSH)	(3,350.00)		22,290.88	1,393.62 DR
04/11/2019	Unrealised Gain writeback as at 04/11/2019			1,393.62	0.00 DR
		0.00		23,684.50	0.00 DR
<u>Pendal Group Limited (PDL.AX)</u>					
01/07/2019	Opening Balance	3,575.00			25,561.25 DR
29/08/2019	Cash Withdrawal - Purchase: 925@654.5697 Pendal Group (PDL) [Purchase: 925@654.5697 Pendal Group (PDL)]	925.00	6,079.52		31,640.77 DR
10/01/2020	Cash Deposit - Sale: 775@903.1703 Pendal Group (PDL)	(775.00)		7,416.69	24,224.08 DR
10/01/2020	Unrealised Gain writeback as at 10/01/2020		1,203.35		25,427.43 DR
09/03/2020	Cash Withdrawal - Purchase: 1275@554.68 Pendal Group (PDL) [Purchase: 1275@554.68 Pendal Group (PDL)]	1,275.00	7,096.92		32,524.35 DR
30/06/2020	Revaluation - 30/06/2020 @ \$5.970000 (System Price) - 5,000.000000 Units on hand			2,674.35	29,850.00 DR
		5,000.00	14,379.79	10,091.04	29,850.00 DR
<u>Rio Tinto Limited (RIO.AX)</u>					
01/07/2019	Opening Balance	175.00			18,158.00 DR
16/12/2019	Cash Withdrawal - Purchase: 45@10205.4444 Rio Tinto (RIO) [Purchase: 45@10205.4444 Rio Tinto (RIO)]	45.00	4,617.20		22,775.20 DR
30/06/2020	Revaluation - 30/06/2020 @ \$97.960000 (System Price) - 220.000000 Units on hand			1,224.00	21,551.20 DR
		220.00	4,617.20	1,224.00	21,551.20 DR
<u>Reliance Worldwide Corp Ltd (RWC.AX)</u>					
01/07/2019	Opening Balance	9,850.00			34,672.00 DR
08/11/2019	Cash Deposit - Sale: 1650@427.08 Reliance Worldwide Corporation Limited (RWC)	(1,650.00)		5,820.31	28,851.69 DR
08/11/2019	Unrealised Gain writeback as at 08/11/2019		12.31		28,864.00 DR
30/06/2020	Revaluation - 30/06/2020 @ \$2.940000 (System Price) - 8,200.000000 Units on hand			4,756.00	24,108.00 DR
		8,200.00	12.31	10,576.31	24,108.00 DR
<u>Seek Limited - DNR Capital (SEK.AX)</u>					
01/07/2019	Opening Balance	1,940.00			41,050.40 DR
25/10/2019	Cash Deposit - Sale: 330@2204.6394 Seek (SEK)	(330.00)		5,564.94	35,485.46 DR
25/10/2019	Unrealised Gain writeback as at 25/10/2019			1,388.15	34,097.31 DR
30/06/2020	Revaluation - 30/06/2020 @ \$21.890000 (System Price) - 1,610.000000 Units on hand		1,145.59		35,242.90 DR
		1,610.00	1,145.59	6,953.09	35,242.90 DR

TBI Investments Superannuation Fund

General Ledger

As at 30 June 2020

Transaction Date	Description	Units	Debit	Credit	Balance \$
<u>Tabcorp Holdings Limited (TAH.AX)</u>					
01/07/2019	Opening Balance	7,150.00			31,817.50 DR
21/05/2020	Cash Deposit - Sale: 1850@320.84 TABCORP Holdings (TAH)	(1,850.00)		9,056.72	22,760.78 DR
21/05/2020	Unrealised Gain writeback as at 21/05/2020		513.98		23,274.76 DR
30/06/2020	Revaluation - 30/06/2020 @ \$3.380000 (System Price) - 5,300.000000 Units on hand			5,360.76	17,914.00 DR
		5,300.00	513.98	14,417.48	17,914.00 DR
<u>Telstra Corporation Limited. (TLS.AX)</u>					
01/07/2019	Opening Balance	7,950.00			30,607.50 DR
30/06/2020	Revaluation - 30/06/2020 @ \$3.130000 (System Price) - 7,950.000000 Units on hand			5,724.00	24,883.50 DR
		7,950.00		5,724.00	24,883.50 DR
<u>Tpg Telecom Limited (TPM.AX)</u>					
01/07/2019	Opening Balance	3,050.00			19,642.00 DR
14/04/2020	Cash Deposit - Sale: 725@762.6897 TPG Telecom (TPM)	(725.00)		5,071.68	14,570.32 DR
14/04/2020	Unrealised Gain writeback as at 14/04/2020		402.68		14,973.00 DR
14/05/2020	Cash Deposit - Sale: 2325@717.2301 TPG Telecom (TPM)	(2,325.00)		16,264.34	1,291.34 CR
14/05/2020	Unrealised Gain writeback as at 14/05/2020		1,291.34		0.00 DR
		0.00	1,694.02	21,336.02	0.00 DR
<u>Treasury Wine Estates Limited (TWE.AX)</u>					
20/03/2020	Cash Withdrawal - Purchase: 1630@958.9301 Treasury Wine Estates Limited (TWE) [Purchase: 1630@958.9301 Treasury Wine Estates Limited (TWE)]	1,630.00	15,655.31		15,655.31 DR
30/04/2020	Cash Withdrawal - Purchase: 670@1014.8403 Treasury Wine Estates Limited (TWE) [Purchase: 670@1014.8403 Treasury Wine Estates Limited (TWE)]	670.00	6,824.18		22,479.49 DR
30/06/2020	Revaluation - 30/06/2020 @ \$10.480000 (System Price) - 2,300.000000 Units on hand		1,624.51		24,104.00 DR
		2,300.00	24,104.00		24,104.00 DR
<u>Virgin Money Uk Plc (VUK.AX)</u>					
25/09/2019	Cash Withdrawal - Purchase: 9400@211.18 Cybg PLC (CYB) [Purchase: 9400@211.18 Cybg PLC (CYB)]	9,400.00	19,875.67		19,875.67 DR
11/03/2020	Cash Withdrawal - Purchase: 3250@232.58 Virgin Money Uk PLC (VUK) [Purchase: 3250@232.58 Virgin Money Uk PLC (VUK)]	3,250.00	7,583.60		27,459.27 DR
16/04/2020	Cash Withdrawal - Purchase: 4300@150.01 Virgin Money Uk PLC (VUK) [Purchase: 4300@150.01 Virgin Money Uk PLC (VUK)]	4,300.00	6,475.18		33,934.45 DR
14/05/2020	Cash Withdrawal - Purchase: 3950@131.8901 Virgin Money Uk PLC (VUK) [Purchase: 3950@131.8901 Virgin Money Uk PLC (VUK)]	3,950.00	5,234.41		39,168.86 DR
30/06/2020	Revaluation - 30/06/2020 @ \$1.655000 (System Price) -			4,579.36	34,589.50 DR

TBI Investments Superannuation Fund

General Ledger

As at 30 June 2020

Transaction Date	Description	Units	Debit	Credit	Balance \$
	20,900.000000 Units on hand				
		20,900.00	39,168.86	4,579.36	34,589.50 DR
<u>Wesfarmers Limited (WES.AX)</u>					
01/07/2019	Opening Balance	800.00			28,928.00 DR
07/08/2019	Cash Deposit - Sale: 160@3868.2875 Wesfarmers (WES)	(160.00)		5,538.54	23,389.46 DR
07/08/2019	Unrealised Gain writeback as at 07/08/2019			589.08	22,800.38 DR
30/06/2020	Revaluation - 30/06/2020 @ \$44.830000 (System Price) - 640.000000 Units on hand		5,890.82		28,691.20 DR
		640.00	5,890.82	6,127.62	28,691.20 DR
<u>Woodside Petroleum Ltd (WPL.AX)</u>					
01/07/2019	Opening Balance	650.00			23,634.00 DR
25/09/2019	Cash Withdrawal - Purchase: 160@3208.45 Woodside Petroleum (WPL) [Purchase: 160@3208.45 Woodside Petroleum (WPL)]	160.00	5,158.27		28,792.27 DR
09/03/2020	Cash Withdrawal - Purchase: 330@2177.8909 Woodside Petroleum (WPL) [Purchase: 330@2177.8909 Woodside Petroleum (WPL)]	330.00	7,211.79		36,004.06 DR
15/06/2020	Cash Deposit - Sale: 810@2110.7704 Woodside Petroleum (WPL)	(810.00)		24,201.93	11,802.13 DR
15/06/2020	Unrealised Gain writeback as at 15/06/2020			3,261.56	8,540.57 DR
30/06/2020	Revaluation - 30/06/2020 @ \$21.650000 (System Price) - 330.000000 Units on hand			1,396.07	7,144.50 DR
		330.00	12,370.06	28,859.56	7,144.50 DR
<u>Shares in Listed Companies (Overseas) (77700)</u>					
<u>James Hardie Industries (JHX1.AX)</u>					
01/07/2019	Opening Balance	1,710.00			31,977.00 DR
28/08/2019	Cash Deposit - Sale: 600@2240.46 James Hardie Industries (JHX)	(600.00)		13,393.76	18,583.24 DR
28/08/2019	Unrealised Gain writeback as at 28/08/2019		958.27		19,541.51 DR
05/02/2020	Cash Deposit - Sale: 320@3162.0188 James Hardie Industries (JHX)	(320.00)		7,143.34	12,398.17 DR
05/02/2020	Unrealised Gain writeback as at 05/02/2020		511.08		12,909.25 DR
20/03/2020	Cash Withdrawal - Purchase: 420@1768.1905 James Hardie Industries (JHX) [Purchase: 420@1768.1905 James Hardie Industries (JHX)]	420.00	7,451.15		20,360.40 DR
28/05/2020	Cash Deposit - Sale: 290@2685.131 James Hardie Industries (JHX)	(290.00)		6,187.51	14,172.89 DR
28/05/2020	Unrealised Gain writeback as at 28/05/2020		302.40		14,475.29 DR
30/06/2020	Revaluation - 30/06/2020 @ \$27.520000 (System Price) - 920.000000 Units on hand		10,843.11		25,318.40 DR
		920.00	20,066.01	26,724.61	25,318.40 DR
<u>Units in Listed Unit Trusts (Australian) (78200)</u>					
<u>Betashares Australian High Interest Cash Etf (AAA.AX)</u>					
30/08/2019	Cash Withdrawal - Purchase: 840@5013.7 Tactical Cash (AAA)	840.00	42,142.72		42,142.72 DR

TBI Investments Superannuation Fund

General Ledger

As at 30 June 2020

Transaction Date	Description	Units	Debit	Credit	Balance \$
	Cash (AAA)]				
16/12/2019	Cash Withdrawal - Purchase: 145@5010 Tactical Cash (AAA) [Purchase: 145@5010 Tactical Cash (AAA)]	145.00	7,289.25		49,431.97 DR
24/02/2020	Cash Deposit - Sale: 705@5010 Tactical Cash (AAA) (Auto reprocessed due to distribution entered / deleted on 30/06/2020)	(705.00)		35,384.40	14,047.57 DR
20/05/2020	Cash Deposit - Sale: 740@5008.0905 Tactical Cash (AAA) (Auto reprocessed due to distribution entered / deleted on 30/06/2020)	(280.00)		14,047.57	0.00 DR
		0.00	49,431.97	49,431.97	0.00 DR
Betashares Australian High Interest Cash Etf (AAA2.AX)					
01/07/2019	Opening Balance	1,340.00			67,187.60 DR
02/04/2020	Cash Deposit - Sale: 580@5007 Tactical Cash (AAA)	(580.00)		29,118.28	38,069.32 DR
02/04/2020	Unrealised Gain writeback as at 02/04/2020		31.04		38,100.36 DR
15/04/2020	Cash Deposit - Sale: 300@5008 Tactical Cash (AAA)	(300.00)		15,052.54	23,047.82 DR
15/04/2020	Unrealised Gain writeback as at 15/04/2020		16.05		23,063.87 DR
20/05/2020	Cash Deposit - Sale: 740@5008.0905 Tactical Cash (AAA) (Auto reprocessed due to distribution entered / deleted on 30/06/2020)	(460.00)		23,088.49	24.62 CR
20/05/2020	Unrealised Gain writeback as at 20/05/2020		24.62		0.00 DR
		0.00	71.71	67,259.31	0.00 DR
Betashares Global Energy Companies Etf - Currency Hedged (FUEL.AX)					
16/06/2020	Cash Withdrawal - Purchase: 12185@371.56 Betashares Global Energy Companies ETF (FUEL) [Purchase: 12185@371.56 Betashares Global Energy Companies ETF (FUEL)]	12,185.00	45,303.28		45,303.28 DR
30/06/2020	Revaluation - 30/06/2020 @ \$3.600000 (System Price) - 12,185.000000 Units on hand			1,437.28	43,866.00 DR
		12,185.00	45,303.28	1,437.28	43,866.00 DR
Ishares S&p 500 Aud Hedged Etf (IHVV.AX)					
13/09/2019	Cash Withdrawal - Purchase: 125@37615.304 iShares S&P 500 AUD Hedged ETF (IHVV) [Purchase: 125@37615.304 iShares S&P 500 AUD Hedged ETF (IHVV)]	125.00	47,048.40		47,048.40 DR
03/04/2020	Cash Withdrawal - Purchase: 110@31054.4091 iShares S&P500 AUD Hedged (IHVV) [Purchase: 110@31054.4091 iShares S&P500 AUD Hedged (IHVV)]	110.00	34,184.88		81,233.28 DR
30/04/2020	Cash Deposit - Sale: 20@36059.75 iShares S&P500 AUD Hedged (IHVV) (Auto reprocessed due to distribution entered / deleted on 30/06/2020)	(20.00)		7,527.74	73,705.54 DR
30/06/2020	Revaluation - 30/06/2020 @ \$372.570000 (System Price) - 215.000000 Units on hand		6,397.01		80,102.55 DR
		215.00	87,630.29	7,527.74	80,102.55 DR
Janus Henderson Tactical Income Fund (IOF0145AU)					

TBI Investments Superannuation Fund

General Ledger

As at 30 June 2020

Transaction Date	Description	Units	Debit	Credit	Balance \$
01/07/2019	Opening Balance	23,985.44			25,981.03 DR
30/07/2019	IOF0145AU Management Fee Rebate 01 Apr 2019 to 30 Jun 2019 [IOF0145AU Management Fee Rebate 01 Apr 2019 to 30 Jun 2019] - IOF0145AU Dist'n	2.95	3.20		25,984.23 DR
24/10/2019	IOF0145AU Management Fee Rebate 01 Jul 2019 to 30 Sep 2019 [IOF0145AU Management Fee Rebate 01 Jul 2019 to 30 Sep 2019] - IOF0145AU Dist'n	2.94	3.19		25,987.42 DR
24/01/2020	IOF0145AU Management Fee Rebate 01 Oct 2019 to 31 Dec 2019 [IOF0145AU Management Fee Rebate 01 Oct 2019 to 31 Dec 2019] - IOF0145AU Dist'n	2.99	3.25		25,990.67 DR
27/04/2020	IOF0145AU Management Fee Rebate 01 Jan 2020 to 31 Mar 2020 [IOF0145AU Management Fee Rebate 01 Jan 2020 to 31 Mar 2020] - IOF0145AU Dist'n	3.12	3.38		25,994.05 DR
27/05/2020	IOF0145AU.FND Application [Purchase: 9476.7655@109.32 Janus Henderson Tactical Income Fund (IOF0145AU)]	9,476.77	10,360.00		36,354.05 DR
30/06/2020	Revaluation - 30/06/2020 @ \$1.100700 (Exit) - 33,474.216600 Units on hand		491.02		36,845.07 DR
30/06/2020	Revaluation - 30/06/2020 @ \$1.074000 (Custom) - 33,474.216600 Units on hand			893.76	35,951.31 DR
		33,474.22	10,864.04	893.76	35,951.31 DR
Lend Lease Corporation Limited (LLC.AX)					
01/07/2019	Opening Balance	2,750.00			35,750.00 DR
28/08/2019	Cash Deposit - Sale: 610@1683.9902 Lendlease (LLC) (Auto reprocessed due to distribution entered / deleted on 30/06/2020)	(610.00)		10,010.44	25,739.56 DR
28/08/2019	Unrealised Gain writeback as at 28/08/2019		923.91		26,663.47 DR
16/12/2019	Cash Withdrawal - Purchase: 320@1944 Lendlease (LLC) [Purchase: 320@1944 Lendlease (LLC)]	320.00	6,245.55		32,909.02 DR
20/03/2020	Cash Withdrawal - Purchase: 890@1077.3101 Lendlease (LLC) [Purchase: 890@1077.3101 Lendlease (LLC)]	890.00	9,612.81		42,521.83 DR
04/06/2020	Share Purchase Plan - @ AUD 9.80	2,040.00	20,000.00		62,521.83 DR
30/06/2020	Revaluation - 30/06/2020 @ \$12.370000 (System Price) - 5,390.000000 Units on hand		4,152.47		66,674.30 DR
		5,390.00	40,934.74	10,010.44	66,674.30 DR
Macquarie Income Opportunities Fund (MAQ0277AU)					
01/07/2019	Opening Balance	37,205.84			38,302.56 DR
01/07/2019	MAQ0277AU Management Fee Rebate 01 Apr 2019 to 30 Jun 2019 [MAQ0277AU Management Fee Rebate 01 Apr 2019 to 30 Jun 2019] - MAQ0277AU Dist'n	4.14	4.19		38,306.75 DR
01/10/2019	MAQ0277AU Management Fee Rebate 01 Jul 2019 to 30 Sep 2019 [MAQ0277AU Management Fee Rebate 01 Jul 2019 to 30 Sep 2019]	4.12	4.18		38,310.93 DR

TBI Investments Superannuation Fund

General Ledger

As at 30 June 2020

Transaction Date	Description	Units	Debit	Credit	Balance \$
	- MAQ0277AU Dist'n				
17/10/2019	MAQ0277AU.FND Application [Purchase: 7644.69@101.77 Macquarie Income Opportunities Fund (MAQ0277AU)]	7,644.69	7,780.00		46,090.93 DR
02/01/2020	MAQ0277AU Management Fee Rebate 01 Oct 2019 to 31 Dec 2019 [MAQ0277AU Management Fee Rebate 01 Oct 2019 to 31 Dec 2019] - MAQ0277AU Dist'n	5.05	5.13		46,096.06 DR
25/03/2020	MAQ0277AU.FND Redemption (Auto reprocessed due to distribution entered / deleted on 30/06/2020)	(5,064.00)		5,172.37	40,923.69 DR
25/03/2020	Unrealised Gain writeback as at 25/03/2020			33.92	40,889.77 DR
01/04/2020	MAQ0277AU Management Fee Rebate 01 Jan 2020 to 31 Mar 2020 [MAQ0277AU Management Fee Rebate 01 Jan 2020 to 31 Mar 2020] - MAQ0277AU Dist'n	5.06	4.96		40,894.73 DR
30/06/2020	Revaluation - 30/06/2020 @ \$0.996100 (Exit) - 39,804.900000 Units on hand			1,245.07	39,649.66 DR
30/06/2020	Revaluation - 30/06/2020 @ \$0.971300 (Custom) - 39,804.900000 Units on hand			987.16	38,662.50 DR
		39,804.90	7,798.46	7,438.52	38,662.50 DR
Macquarie Asia New Stars Fund (MAQ0640AU)					
01/07/2019	Opening Balance	65,521.39			91,699.09 DR
01/07/2019	MAQ0640AU Management Fee Rebate 01 Apr 2019 to 30 Jun 2019 [MAQ0640AU Management Fee Rebate 01 Apr 2019 to 30 Jun 2019] - MAQ0640AU Dist'n	44.17	59.48		91,758.57 DR
01/10/2019	MAQ0640AU Management Fee Rebate 01 Jul 2019 to 30 Sep 2019 [MAQ0640AU Management Fee Rebate 01 Jul 2019 to 30 Sep 2019] - MAQ0640AU Dist'n	39.75	53.64		91,812.21 DR
09/12/2019	MAQ0640AU.FND Application [Purchase: 11706.96@136.5 Macquarie Asia New Stars No1 Fund (MAQ0640AU)]	11,706.96	15,980.00		107,792.21 DR
02/01/2020	MAQ0640AU Management Fee Rebate 01 Oct 2019 to 31 Dec 2019 [MAQ0640AU Management Fee Rebate 01 Oct 2019 to 31 Dec 2019] - MAQ0640AU Dist'n	48.07	66.14		107,858.35 DR
01/04/2020	MAQ0640AU Management Fee Rebate 01 Jan 2020 to 31 Mar 2020 [MAQ0640AU Management Fee Rebate 01 Jan 2020 to 31 Mar 2020] - MAQ0640AU Dist'n	56.01	62.67		107,921.02 DR
23/04/2020	MAQ0640AU.FND Redemption	(24,360.34)		38,235.99	69,685.03 DR
23/04/2020	Unrealised Gain writeback as at 23/04/2020		3,102.12		72,787.15 DR
30/06/2020	Revaluation - 30/06/2020 @ \$1.308000 (Exit) - 53,056.010000 Units on hand			3,389.89	69,397.26 DR
30/06/2020	Revaluation - 30/06/2020 @ \$1.297600 (Custom) - 53,056.010000 Units on hand			551.78	68,845.48 DR
		53,056.01	19,324.05	42,177.66	68,845.48 DR
Sydney Airport (SYD.AX)					
14/05/2020	Cash Withdrawal - Purchase:	3,400.00	18,777.11		18,777.11 DR

TBI Investments Superannuation Fund

General Ledger

As at 30 June 2020

Transaction Date	Description	Units	Debit	Credit	Balance \$
30/06/2020	3400@551.54 Sydney Airport (SYD) [Purchase: 3400@551.54 Sydney Airport (SYD)] Revaluation - 30/06/2020 @ \$5.670000 (System Price) - 3,400.000000 Units on hand		500.89		19,278.00 DR
		3,400.00	19,278.00		19,278.00 DR
Units in Listed Unit Trusts (Overseas) (78300)					
<u>Ishares S&p 500 Etf (IVV.AX2)</u>					
01/07/2019	Opening Balance	110.00			46,312.20 DR
13/09/2019	Cash Deposit - Sale: 110@44036.5091 iShares S&P 500 ETF (IVV)	(110.00)		35,809.75	10,502.45 DR
13/09/2019	Unrealised Gain writeback as at 13/09/2019			10,502.45	0.00 DR
		0.00		46,312.20	0.00 DR
<u>Vanguard Ftse Europe Shares Etf (VEQ1.AX)</u>					
01/07/2019	Opening Balance	1,560.00			88,374.00 DR
03/04/2020	Cash Deposit - Sale: 780@4995.4795 Vanguard Ftse Europe ETF (VEQ) (Auto reprocessed due to distribution entered / deleted on 30/06/2020)	(780.00)		42,248.56	46,125.44 DR
03/04/2020	Unrealised Gain writeback as at 03/04/2020			2,440.21	43,685.23 DR
30/06/2020	Revaluation - 30/06/2020 @ \$52.850000 (System Price) - 780.000000 Units on hand			2,462.23	41,223.00 DR
		780.00		47,151.00	41,223.00 DR
Income Tax Payable/Refundable (85000)					
<u>Income Tax Payable/Refundable (85000)</u>					
01/07/2019	Opening Balance				7,268.10 DR
27/04/2020	ATO ATO009000011965451			7,268.10	0.00 DR
30/06/2020	Create Entries - Franking Credits Adjustment - 30/06/2020		6,984.59		6,984.59 DR
30/06/2020	Create Entries - Foreign Credits Adjustment - 30/06/2020		732.58		7,717.17 DR
30/06/2020	Create Entries - Foreign Resident Withholding Credit Adjustment - 30/06/2020		160.10		7,877.27 DR
30/06/2020	Create Entries - Income Tax Expense - 30/06/2020			6,461.70	1,415.57 DR
			7,877.27	13,729.80	1,415.57 DR
Sundry Creditors (88000)					
<u>Sundry Creditors (88000)</u>					
01/07/2019	Opening Balance				12,045.60 CR
01/07/2019	opening balance - creditor		9,130.60		2,915.00 CR
16/07/2019	Herron Accountants Inv		2,915.00		0.00 DR
			12,045.60		0.00 DR
Deferred Tax Liability/Asset (89000)					
<u>Deferred Tax Liability/Asset (89000)</u>					
01/07/2019	Opening Balance				4,960.20 CR
30/06/2020	Create Entries - PDIT Entry - 30/06/2020		6,025.90		1,065.70 DR
			6,025.90		1,065.70 DR

Total Debits: 1,593,480.50

Total Credits: 1,593,480.50

TBI Investments Superannuation Fund

Create Entries Report

For the period 01 July 2019 to 30 June 2020

Create Entries Financial Year Summary 01 July 2019 - 30 June 2020

	Amount
Total Profit	
Income	(10,623.64)
Less Expense	19,257.54
Total Profit	(29,881.18)
Tax Summary	
	Amount
Fund Tax Rate	15.00 %
Total Profit	(29,881.18)
Less Permanent Differences	(25,552.18)
Less Timing Differences	(51,104.35)
Less Exempt Pension Income	0.00
Less Other Non Taxable Income	639.66
Less LIC Deductions	0.00
Add SMSF Non Deductible Expenses	0.00
Add Other Non Deductible Expenses	0.00
Add Total Franking/Foreign/TFN/FRW Credits	7,877.27
Less Realised Accounting Capital Gains	8,725.82
Less Accounting Trust Distributions	10,306.80
Add Taxable Trust Distributions	4,033.72
Add Distributed Foreign income	4,067.14
Less Tax Losses Deducted	0.00
Add SMSF Annual Return Rounding	(3.20)
Taxable Income	43,078.00
Income Tax on Taxable Income or Loss	6,461.70
Profit/(Loss) Available for Allocation	
	Amount
Total Available Profit	(55,520.84)
Franking Credits	6,984.59
TFN Credits	0.00
Foreign Credits	732.58
FRW Credits	160.10
Total	(48,376.15)
Income Tax Expense Available for Allocation	
	Amount
Income Tax on Taxable Income or Loss	6,461.70
Deferred Tax	(6,025.90)
Member Specific Income Tax	(3,750.00)
Total Income Tax Expense Allocation	(3,314.20)

Final Segment 1 from 01 July 2019 to 30 June 2020

Pool Name Unsegregated Pool

Total Profit	Amount
Income	(10,623.64)
Less Expense	19,257.54
Total Profit	(29,881.18)

Create Entries Summary	Amount
Fund Tax Rate	15.00 %
Total Profit	(29,881.18)
Less Permanent Differences	(25,552.18)
Less Timing Differences	(51,104.35)
Less Exempt Pension Income	0.00
Less Other Non Taxable Income	639.66
Add SMSF Non Deductible Expenses	0.00
Add Other Non Deductible Expenses	0.00
Add Total Franking/Foreign/TFN/FRW Credits	7,877.27
Less Realised Accounting Capital Gains	8,725.82
Less Accounting Trust Distributions	10,306.80
Add Taxable Trust Distributions	4,033.72
Add Distributed Foreign income	4,067.14
Less Tax Losses Deducted	0.00
Add Taxable Income Adjustment	(3.20)
Taxable Income	43,078.00
Income Tax on Taxable Income or Loss	6,461.70

Member Weighted Balance Summary	Weighting%	Amount
Trudee Ibrahim(IBRTRU00001A)	100.00	1,071,061.47

Profit/(Loss) Available for Allocation	Amount
Total Available Profit	(55,520.84)
Franking Credits	6,984.59
TFN Credits	0.00
FRW Credits	160.10
Total	(48,376.15)

Allocation to Members	Weighting%	Amount
Trudee Ibrahim(IBRTRU00001A)	100.00	(48,376.15)

Accumulation Weighted Balance Summary	Weighting%	Amount
Trudee Ibrahim(IBRTRU00001A)	100.00	1,071,061.47

Income Tax Expense Available for Allocation	Amount
Income Tax on Taxable Income or Loss	6,461.70
Deferred Tax	(6,025.90)
Member Specific Income Tax	(3,750.00)
Total Income Tax Expense Allocation	(3,314.20)

Allocation to Members	Weighting%	Amount
-----------------------	------------	--------

Allocation to Members	Weighting%	Amount
Trudee Ibrahim(IBRTRU00001A)	100.00	(3,314.20)

Calculation of daily member weighted balances

Trudee Ibrahim (IBRTRU00001A)

Member Balance

01/07/2019	50010	Opening Balance	1,069,423.45	1,069,423.45
03/06/2020	52420	Contributions	25,000.00	1,912.57
03/06/2020	53800	Contributions Tax	(3,691.85)	(282.44)
23/06/2020	52420	Contributions	387.66	8.47
23/06/2020	53800	Contributions Tax	(58.15)	(1.27)
30/06/2020	52420	Contributions	252.00	0.69
Total Amount (Weighted)				1,071,061.47

Calculation of Net Capital Gains

Capital gains from Unsegregated Pool	69,734.86
Capital gains from Unsegregated Pool - Collectables	0.00
Capital Gain Adjustment from prior segments	0.00
Realised Notional gains	0.00
Carried forward losses from prior years	15,990.04
Current year capital losses from Unsegregated Pool	59,029.77
Current year capital losses from Unsegregated Pool - Collectables	0.00
Losses Applied	69,734.86
Total CGT Discount Applied	0.00
Capital Gain /(Losses carried forward)	0.00
CGT allocated in prior segments	0.00
Allocations of Net Capital Gains to Pools	
Capital Gain Proportion - Unsegregated Pool (10705.09/10705.09)=100.00%	0.00

Foreign Tax Offset Calculations

Segment 01 July 2019 to 30 June 2020

Claimable FTO - Unsegregated Pool	732.58
Claimable FTO	732.58

Total Claimable Foreign Credits for the Year **732.58**

Foreign Tax Offset (Label C1) 732.58

Applied/Claimed FTO 732.58

Allocations of Foreign Tax Offset to Members

Trudee Ibrahim(IBRTRU00001A) - 100.00 % 732.58

Total Foreign Tax Offset Allocated to Members 732.58



Australian Government
Australian Taxation Office

Agent HERRON ACCOUNTANTS
Client THE TRUSTEE FOR TBI
INVESTMENTS
SUPERANNUATION FUND
ABN 73 637 650 286
TFN 997 422 479

Income tax 002

Date generated	30/10/2020
Overdue	\$0.00
Not yet due	\$0.00
Balance	\$0.00

Transactions

5 results found - from **01 July 2019** to **30 October 2020** sorted by **processed date** ordered **newest to oldest**

Processed date	Effective date	Description	Debit (DR)	Credit (CR)	Balance
22 Apr 2020	27 Apr 2020	EFT refund for Income Tax for the period from 01 Jul 18 to 30 Jun 19	\$7,009.10		\$0.00
22 Apr 2020	22 Apr 2020	Tax return Self Man Superfund - Income Tax for the period from 01 Jul 18 to 30 Jun 19		\$7,009.10	\$7,009.10 CR
1 Jul 2019	4 Jul 2019	EFT refund for Income Tax for the period from 01 Jul 17 to 30 Jun 18	\$554.27		\$0.00
1 Jul 2019	1 Jul 2019	Interest on overpayment for Income Tax for the period from 01 Jul 17 to 30 Jun 18		\$0.97	\$554.27 CR
1 Jul 2019	12 Jun 2019	Tax return Self Man Superfund - Income Tax for the period from 01 Jul 17 to 30 Jun 18		\$553.30	\$553.30 CR





Australian Government
Australian Taxation Office

Agent HERRON ACCOUNTANTS
Client THE TRUSTEE FOR TBI
INVESTMENTS
SUPERANNUATION FUND
ABN 73 637 650 286
TFN 997 422 479

Activity statement 004


Date generated	30/10/2020
Overdue	\$0.00
Not yet due	\$0.00
Balance	\$0.00

Transactions

0 results found - from **01 July 2019** to **30 October 2020** sorted by **processed date** ordered **newest to oldest**

PORTFOLIO VALUATION

As At: 30 June 2020



ELSTON

Account Name: TBI GROUP PTY LTD
<TBI INVESTMENTS SUPERANNUATION FUND>

Security Code	Security Name	Quantity	Unit Cost \$	Total Cost \$	Price \$	Market Value \$	Asset %	
Australian Equities								
Communication Services								
SEK	Seek	1,610.00	16.97	27,324.83	21.89	35,242.90	3.37%	✓
TLS	Telstra Corporation	7,950.00	3.00	23,814.66	3.13	24,883.50	2.38%	✓
Consumer Discretionary								
ALL	Aristocrat Leisure	1,060.00	21.84	23,155.60	25.50	27,030.00	2.58%	✓
FLT	Flight Centre Travel Group	2,250.00	12.50	28,130.23	11.12	25,020.00	2.39%	✓
TAH	TABCORP Holdings	5,300.00	4.67	24,747.23	3.38	17,914.00	1.71%	✓
WES	Wesfarmers	640.00	31.94	20,444.04	44.83	28,691.20	2.74%	✓
Consumer Staples								
TWE	Treasury Wine Estates	2,300.00	9.77	22,479.49	10.48	24,104.00	2.30%	✓
Energy								
BPT	Beach Energy Limited	19,600.00	2.08	40,825.25	1.52	29,792.00	2.85%	✓
WPL	Woodside Petroleum	330.00	21.85	7,211.79	21.65	7,144.50	0.68%	✓
Financials								
AMP	AMP	25,000.00	2.04	51,020.83	1.86	46,375.00	4.43%	✓
MQG	Macquarie Group	330.00	99.53	32,846.16	118.60	39,138.00	3.74%	✓
PDL	Pendal Group	5,000.00	7.66	38,308.22	5.97	29,850.00	2.85%	✓
VUK	Virgin Money Uk PLC	20,900.00	1.87	39,168.86	1.66	34,589.50	3.31%	✓
Industrials								
BXB	Brambles	2,475.00	10.19	25,227.21	10.87	26,903.25	2.57%	✓
RWC	Reliance Worldwide	8,200.00	3.53	28,925.17	2.94	24,108.00	2.30%	✓
SYD	Sydney Airport	3,400.00	5.52	18,777.11	5.67	19,278.00	1.84%	✓
Materials								
BHP	BHP Billiton	700.00	22.16	15,512.39	35.82	25,074.00	2.40%	✓
JHX	James Hardie Industries	920.00	16.78	15,434.61	27.52	25,318.40	2.42%	✓
RIO	Rio Tinto	220.00	67.27	14,800.42	97.96	21,551.20	2.06%	✓
						512,007.45	48.93%	
International Equities								
MAQ0640AU	Macquarie Asia New Stars 1	53,056.01	1.50	79,543.47	1.30	68,845.48	6.58%	✓
UBS8018AU	UBS Emerging Markets Fund	23,648.9788	1.02	24,200.00	1.07	25,207.45	2.41%	✓
FUEL	Betashares Global Energy Companies ETF	12,185.00	3.72	45,303.28	3.60	43,866.00	4.19%	✓
IHVV	iShares S&P500 AUD Hedged	215.00	342.82	73,705.54	372.57	80,102.55	7.65%	✓
VEQ	Vanguard Ftse Europe ETF	780.00	52.87	41,237.20	52.85	41,223.00	3.94%	✓
						259,244.48	24.77%	
Australian Listed Property								
LLC	Lendlease	5,390.00	12.22	65,840.30	12.37	66,674.30	6.37%	✓
						66,674.30	6.37%	
Global Infrastructure								
BFL0019AU	4D Global Infrastructure	26,590.1218	1.55	41,212.92	1.38	36,572.05	3.49%	✓
						36,572.05	3.49%	
Diversified Fixed Interest								

Security Code	Security Name	Quantity	Unit Cost \$	Total Cost \$	Price \$	Market Value \$	Asset %
IOF0145AU	Janus Henderson Tactical Income Fund	33,474.2166	1.07	35,874.36	1.07	35,951.31	3.44%
MAQ0277AU	Macquarie Income Opportunities Fund	39,804.90	1.02	40,627.26	0.97	38,662.50	3.69%
						74,613.81	7.13%
Cash							
CORPACT	Corporate Action Applications Account	29,620.00	1.00	29,620.00	1.00	29,620.00	2.83%
DIVACC	Dividend & Distribution Accrual Account	7,641.88	1.00	7,641.88	1.00	7,641.88	0.73%
MACQA*	Macquarie CMA	60,050.82	1.00	60,050.82	1.00	60,050.82	5.74%
						97,312.70	9.30%
Total Portfolio						1,046,424.79	100.00%



* Due to the cash balance in the above Portfolio Valuation Report incorporating unsettled ASX transactions, the balance may differ from the actual balance held in your Macquarie Cash Management Trust. For the correct balance of your Macquarie Cash Management Trust as at the day of this report, please refer to ELSTON CAPITAL TRANSACTIONS REPORT.

TBI Investments Superannuation Fund

Contributions Breakdown Report

For The Period 01 July 2019 - 30 June 2020

Summary

Member	D.O.B	Age (at 30/06/2019)	Total Super Balance (at 30/06/2019) *1	Concessional	Non-Concessional	Other	Reserves	Total
Ibrahim, Trudee	27/07/1970	48	1,069,423.45	25,000.00	639.66	0.00	0.00	25,639.66
All Members				25,000.00	639.66	0.00	0.00	25,639.66



*1 Total Super Balance is per individual across funds within a firm.

Contribution Caps

Member	Contribution Type	Contributions	Cap	Current Position
Ibrahim, Trudee	Concessional	25,000.00	25,000.00	At Limit
	Non-Concessional	639.66	100,000.00	99,360.34 Below Cap

Carry Forward Unused Concessional Contribution Cap

Member	2015	2016	2017	2018	2019	2020	Current Position
Ibrahim, Trudee							
Concessional Contribution Cap	N/A	N/A	30,000.00	25,000.00	25,000.00	25,000.00	
Concessional Contribution	N/A	N/A	0.00	25,000.00	25,000.00	25,000.00	
Unused Concessional Contribution	N/A	N/A	0.00	0.00	0.00	0.00	
Cumulative Carry Forward Unused	N/A	N/A	N/A	N/A	0.00	0.00	
Maximum Cap Available	N/A	N/A	30,000.00	25,000.00	25,000.00	25,000.00	At Limit
Total Super Balance	N/A	N/A	0.00	900,283.86	1,046,170.56	1,069,423.45	

NCC Bring Forward Caps

1, 2, 3 Year in the bring forward period.

Member	Bring Forward Cap	2017	2018	2019	2020	Total	Current Position
Ibrahim, Trudee	N/A	531,206.00 ¹	0.00 ²	0.00 ³	639.66	N/A	Bring Forward Not Triggered

Ibrahim, Trudee

Date	Transaction Description	Ledger Data				SuperStream Data					
		Contribution Type	Concessional	Non-Concession	Other	Reserves	Contribution	Employer	Concessional	Non-Concess	Other
03/06/2020	Transfer - CMH 965265994	Personal - Concessional	✓ 24,612.34								
03/06/2020	Transfer - CMH 965265994	Personal - Non-Concessional		387.66							
23/06/2020	SuperChoice P/L PC170620-059814761	Employer	✓ 387.66								
30/06/2020	TBI Group Pty Ltd - ASIC and Acc Fees	Personal - Non-Concessional		252.00							
Total - Ibrahim, Trudee			25,000.00	639.66	0.00	0.00			0.00	0.00	0.00
Total for all members			✓ 25,000.00	✓ 639.66	0.00	0.00					

TRUST DEED
establishing
TBI Investments Superannuation Fund

CGW STRUCTURES

Level 21, 400 George Street
Brisbane Qld 4000 Australia

T 61 7 3231 2955

F 61 7 3231 8955

W www.cgwstructures.com.au

DMH10180975 3459-2818-6116v1

© Copyright Cooper Grace Ward

INDEX

Clause	Subject Matter	Page
1.	ESTABLISHMENT	1
2.	DIVISIONS.....	1
3.	COVENANTS.....	1
	- DIVISION A -	1
4.	INTERPRETATION - DEFINITIONS	1
5.	INTERPRETATION - GENERAL	5
6.	EMPLOYER'S AND TRUSTEE'S POWERS	6
7.	PROPER LAW	7
8.	MEMBERSHIP OF FUND.....	7
9.	MEMBERSHIP NOTIFICATION REQUIREMENTS	8
10.	MEETINGS OF MEMBERS	8
11.	FUND RECORDS	8
12.	ACCUMULATION ACCOUNTS.....	9
13.	VALUATION.....	12
14.	FUND TRUSTEE - APPOINTMENT, VACANCY AND REMOVAL.....	13
15.	TRUSTEE'S INVESTMENT POWERS.....	13
16.	TRUSTEE'S POWERS OF MANAGEMENT	15
17.	DUTIES AND LIABILITIES OF TRUSTEE	17
18.	INDEMNITY OF TRUSTEE	17
19.	REMUNERATION OF TRUSTEE	17
20.	APPOINTMENT OF SERVICE PROVIDERS.....	18
21.	ACTUARIAL INVESTIGATIONS	18
22.	CONTRIBUTIONS TO FUND	19
23.	TRANSFERS TO AND FROM ROLLOVER FUNDS.....	19
24.	LIMITATION ON BENEFITS.....	20
25.	MONEYS OWING TO FUND.....	20
26.	FORFEITURE OF BENEFITS	21
27.	CONVERSION OF LUMP SUM TO PENSION	21
28.	PENSION PAYMENT CONDITIONS.....	23
29.	GENERAL PENSION PAYMENT CONDITIONS	26
30.	TRANSFER IN SPECIE.....	27
31.	PAYMENT OF BENEFITS ON DEATH	28
32.	PAYMENT OF BENEFITS	29
33.	PAYMENT OF TAXATION	29

34.	POLICIES OF ASSURANCE	30
35.	PARTICIPATING EMPLOYERS	30
36.	VARIATION OF TRUST DEED	30
37.	WINDING UP OF FUND	31
	- DIVISION B -	32
38.	MEMBERSHIP CLASSIFICATION	32
39.	BENEFITS	32
40.	RETIREMENT	32
41.	DISABLEMENT	33
42.	EARLY RETIREMENT FROM GAINFUL EMPLOYMENT	33
43.	DEATH	33
44.	BENEFIT PAYABLE ON REACHING PRESERVATION AGE	33
45.	INCREASES TO BENEFITS	33
46.	TIME OF PAYMENT OF BENEFITS	34

DMH10180975 3459-2818-6116v1 LS

THIS DEED is made on the date specified in Schedule A by the person or entity named in Schedule A as the Trustee (Trustee).

1. ESTABLISHMENT

The Trustee declares that it will act as trustee of the fund (**Fund**). The Fund will be known by the name set out in Schedule A.

2. DIVISIONS

Division A of this deed deals with the management and administration of the Fund and Division B deals with the Benefits payable from the Fund.

3. COVENANTS

The Trustee covenants that it will perform and observe the covenants, trusts, and conditions of this deed.

- DIVISION A -

4. INTERPRETATION - DEFINITIONS

The meanings of the terms used in this deed are set out below.

Term	Meaning
Accumulation Account	the account established on behalf of each Member or Beneficiary in respect of each Class of which the person is a member
Annuity	the same meaning as in section 10 of the SIS Act
Beneficiary	a person presently and absolutely entitled to receive a Benefit including a Pensioner
Benefit	any amount that is payable out of the Fund to or in respect of a Member
Benefit Entitlement	any amount held in the Fund that may become payable to a person but to which the person has not become absolutely and indefeasibly entitled
Child Maintenance Trust	a trust, the only beneficiaries of which are prescribed persons for the purpose of section 102AC of the <i>Income Tax Assessment Act 1936</i> (Cth) and that complies with the requirements in that section
Commissioner	as the case requires, the Commissioner of Taxation, Australian Prudential Regulation Authority or other regulatory body having responsibility for administration of the Relevant Requirements in relation to the Fund

Term	Meaning
Complying Superannuation Fund	a complying superannuation fund pursuant to the Relevant Requirements
Condition of Release	the same meaning as in regulation 6.01 of the SIS Regulations
Constitutional Corporation	the same meaning as in section 10 of the SIS Act
Contribution Splitting Request	a valid application by a Member under Regulation 6.44 of the SIS Regulations that the Trustee has accepted
Contributions	gross payments to the Fund in respect of Members prior to the withdrawal of any Taxation payable in respect of those Contributions, and for the purposes of this definition, payments includes the transfer of an asset that is intended by the transferee to be a contribution
Dependant	in relation to a Member or former Member includes a dependant as defined in section 10 of the SIS Act
Eligible Rollover Fund	the same meaning as in section 242 of the SIS Act
Eligible Termination Payment	the same meaning as in section 27A of the Tax Act
Employee	a person employed by an Employer and any person for whom an employer must make a superannuation contribution in order to avoid liability for the superannuation guarantee charge under the <i>Superannuation Guarantee (Administration) Act 1992</i> (Cth)
Employer	any person, firm or corporation who employs a Member and who is permitted to make Contributions to the Fund
Forfeiture Account	the account established pursuant to clause 26
Fund	the Fund established by this deed
Fund Year	a period of twelve months ending on 30 June, or any other period nominated by the Trustee
Gainful Employment	in relation to a Member means engagement in any business, trade, profession, vocation, calling, occupation or employment for gain to the extent required by the Relevant Requirements
Member	a person who has been accepted as a Member of the Fund and who has not ceased to be a Member
Nominated Dependant	a person nominated by a Member as the Nominated Dependant and may include the legal personal representative of the Member

Term	Meaning
non-commutable allocated pension	the same meaning as in regulation 6.01(2) of the SIS Regulations
non-commutable pension	the same meaning as in regulation 6.01(2) of the SIS Regulations
Normal Retirement Age	the age of 65 years or any other age over 54 years as is acceptable to or required by the Commissioner or the Relevant Requirements and as the Trustee may determine
Pension	a Benefit paid in accordance with the Pension Conditions
Pensioner	<p>(a) a Member who has applied to receive some or all of the Benefits payable to the Member as a Pension in accordance with this deed</p> <p>(b) a person in receipt of a Pension from the Fund (including a Reversionary Beneficiary in receipt of a Pension)</p>
Pension Account	the account established in respect of a Pensioner in accordance with clause 27.2
Pension Conditions	the operating standards contained in regulation 1.06 of the SIS Regulations and any other provisions of the Relevant Requirements necessary for the Fund to pay a Pension or superannuation income stream for the purposes of the Relevant Requirements
Pension Reserve Account	the account established in respect of a Pensioner in accordance with clause 27.5
Policy	any policy of assurance including a policy on the life of a Member for endowment, term, disablement, accident or sickness insurance
Preservation Age	the same meaning as in Regulation 1.06(2) of the SIS Regulations
Preserved Payment	a payment made to the Fund or a transfer from a Rollover Fund which must be preserved under the Relevant Requirements
Preserved Payment Benefit	a benefit arising from a Preserved Payment or any other amount that is included in a Member's preserved benefits under the Relevant Requirements
Registrable Superannuation Entity	the same meaning as in the SIS Act
Regulated Fund	a regulated superannuation fund as defined in section 19 of the SIS Act

Term	Meaning
Relevant Requirements	any requirements (including the provisions of the SIS Act) that the Trustee or the deed must comply with to avoid a contravention of the requirements or in order for the Fund to qualify for concessional Taxation treatment as a Complying Superannuation Fund, and includes Part VIIIA of the <i>Family Law Act 1975</i> (Cth) and the <i>Family Law (Superannuation) Regulations 2001</i> (Cth)
Restricted Non-Preserved Benefit	in respect of a Member means an amount determined in accordance with Regulation 6.08 of the SIS Regulations
Reversionary Beneficiary	a Dependant nominated by a Pensioner as a reversionary beneficiary and, in default of a nomination by the Pensioner where appropriate for the particular form of pension concerned, a Dependant nominated by the Trustee who is eligible to receive a Benefit upon the death of a Pensioner
Rollover Fund	any other fund or benefit arrangement into which or from which assets can be transferred without causing the Fund to be in breach of the Relevant Requirements
Rollover Payment	any payment made or received by the Trustee in circumstances that satisfy the Relevant Requirements to or from any Rollover Fund
SIS Act	the <i>Superannuation Industry (Supervision) Act 1993</i> (Cth) and any regulations pursuant to it
SIS Regulations	the Regulations made under the SIS Act
Spouse	includes a spouse as defined in section 10 of the SIS Act, and where there is more than one such person the Trustee may determine which is considered to be the Spouse
Tax Act	<i>Income Tax Assessment Act 1936</i> (Cth), the <i>Income Tax Assessment Act 1997</i> (Cth), and any regulations pursuant to those acts
Tax Saving Amount	the total amount that the Trustee must pay to Beneficiaries in order to claim a deduction for the amount calculated in accordance with section 295-485 of the Tax Act following the death of a Member
Taxation	includes any tax, surcharge, levy, impost or duty payable by the Trustee in respect of income, Contributions, capital gains, benefits or any transaction entered into by the Trustee.
Total and Permanent Disablement	<p>(a) with respect to any potential benefit payable out of the proceeds of any insurance Policy effected by the Trustee in respect of the Member and in force at the time of the Total and Permanent Disablement of the Member, the definition contained in that Policy</p> <p>(b) if there is no such Policy (or in any case, for any potential benefit payable on Total and Permanent Disablement other than proceeds of an insurance Policy) then Total and</p>

Term	Meaning
	<p>Permanent Disablement in relation to a Member means permanent incapacity for the purposes of payment of benefits under the Relevant Requirements</p> <p>and the expression Totally and Permanently Disabled has a corresponding meaning.</p>
Transition to Retirement Income Stream	one that meets the rules in paragraph (b) of the definition of transition to retirement income stream in Regulation 6.01(2) of the SIS Regulations
Trustee	the Trustee or Trustees for the time being of the Fund
Unrestricted Non-Preserved Benefit	in respect of a Member an amount determined in accordance with Regulation 6.10 of the SIS Regulations

5. INTERPRETATION - GENERAL

Fund subject to Relevant Requirements

- 5.1 This deed is to be read and construed on the basis that:
- (a) the provisions of the Relevant Requirements are incorporated in the deed to the extent they are required to be incorporated in order for the Fund to be a Complying Superannuation Fund;
 - (b) the Trustee may do or refuse to do anything that may be necessary to comply with the Relevant Requirements even if the action or refusal may be in conflict with any provisions of this deed; and
 - (c) if there is an inconsistency between the express provisions of this deed and the provisions of the Relevant Requirements incorporated into this deed, the provisions of the incorporated Relevant Requirements prevail.

Rights of Members

- 5.2 The provisions of this deed do not affect the right of a Member or the personal representative of a Member or any other person to claim compensation or damages in circumstances where the Member is injured or dies as a result of an event in the course of the employment of the Member.

Severability

- 5.3 If any part of this deed is invalid or unenforceable, that part will (if possible) be read down to the extent necessary to avoid the invalidity or unenforceability, or alternatively will be deemed deleted; and this deed will remain otherwise in full force.

Members' rights and powers

- 5.4 Any power or right given to a Member, a Pensioner or Beneficiary in this deed (including, without limiting this clause, powers and rights given to a Member under clauses 10 and 14) can be exercised by:
- (a) if the person has died, the legal personal representative of the person, and if more than one, jointly;



- (b) if the person is under a legal disability, the trustee of the estate of the person, or any person who holds an enduring power of attorney from the person (in accordance with the terms of the appointment); and
- (c) any person who holds an enduring power of attorney from the person (in accordance with the terms of the appointment).

Reference to a party

5.5 Any reference to a party in this deed includes, and any obligation or benefit under this deed will bind or take effect for the benefit of, that party's executors, administrators, successors in title and assigns.

Construction

5.6 In this deed:

- (a) words in the singular include the plural and vice versa;
- (b) words indicating any gender indicate the appropriate gender;
- (c) where a word or phrase is given a particular meaning, other parts of speech and grammatical forms of that word or phrase have corresponding meanings;
- (d) a reference to a person is to be construed as a reference to an individual, body corporate, unincorporated association, partnership, joint venture or government body;
- (e) references to any document (including this deed) include references to the document as amended, consolidated, supplemented, novated or replaced;
- (f) a reference to a statute includes a reference to or citation of all enactments amending or consolidating the statute and to an enactment substituted for the statute;
- (g) monetary references are references to Australian currency;
- (h) any Schedules or Annexures form part of this deed;
- (i) a reference to an Item is a reference to an Item in the Schedule to this deed; and
- (j) headings are included for convenience only and do not affect interpretation of this deed.

6. EMPLOYER'S AND TRUSTEE'S POWERS

Employer's power

6.1 Nothing in this deed affects the powers of an Employer with regard to the terms of employment or dismissal of an Employee. The existence or cessation of any actual or prospective Benefit under the Fund will not be grounds for claiming or increasing damages in any action brought against an Employer in respect of any termination of employment or otherwise.

Exercise of discretions

6.2 Despite anything to the contrary in this deed:

- (a) in exercising its powers the Trustee is not subject to the direction of any other person except where the Relevant Requirements permit. If any provisions of this deed would permit a person to give a direction to the Trustee in circumstances prohibited by the Relevant Requirements, the Trustee may disregard any such direction;



- (b) if a discretion under this deed may be exercised by a person other than the Trustee, that discretion must not be exercised without the consent of the Trustee except in circumstances not prohibited by the Relevant Requirements.

7. PROPER LAW

This deed will be governed and construed in accordance with the laws of the state or territory of the Commonwealth of Australia in which the deed is executed.

8. MEMBERSHIP OF FUND

Application for membership

- 8.1 Any person may apply to become a Member by completing an application for membership.
- 8.2 If an application for membership is not provided, the payment of a Contribution in respect of a person is deemed to constitute the receipt of an application for membership in respect of that person.

Admission to membership

- 8.3 Subject to clause 8.6, a Member is deemed to have joined the Fund on the date the completed application for membership is received or deemed to have been received or any other date determined by the Trustee.
- 8.4 The Trustee may impose conditions on a person's admission as a Member and may vary the conditions at any time.
- 8.5 Upon admission to membership the Member will be bound by this deed in all respects as if the Member were an original party to the deed.
- 8.6 The Trustee has a discretion as to whether an application for membership is accepted. If the Trustee does not accept a person as a Member, the Trustee must notify the person of that decision as soon as possible.
- 8.7 The Trustee must not admit any person as a Member if it may in the reasonable opinion of the Trustee result in the Fund becoming a public offer superannuation fund for the purposes of the Relevant Requirements, or make the Trustee a Registrable Superannuation Entity.

Cessation of membership

- 8.8 A person ceases to be a Member upon the earliest to occur of the following:
- (a) the date upon which all the Member's Benefits are paid;
 - (b) the date the death Benefit for the Member commences to be payable;
 - (c) the commencement of the payment to the Member of a Pension or the purchase of an Annuity for the Member, (in relation to which Pension or Annuity that person is now referred to as a Pensioner) that constitutes the whole of the Member's Benefit; or
 - (d) any other date as the Trustee reasonably determines.
- 8.9 For the purposes of clarity, although a person ceases to be a Member when a pension is commenced, they then become a Pensioner with rights that are appropriate for a Pensioner.

9. MEMBERSHIP NOTIFICATION REQUIREMENTS

The Trustee must provide to Members, former Members, Beneficiaries and the Commissioner on an annual basis and all other occasions required by the Relevant Requirements any information that is required by the Relevant Requirements.

10. MEETINGS OF MEMBERS

Notice

10.1 At least one-half of the Members may call a meeting by giving notice in writing to the Trustee.

Meeting date

10.2 The Trustee must convene a meeting of Members within 14 days of receiving the request and must send a notice of the meeting to each Member.

Trustee convening meeting

10.3 The Trustee may at any time convene a meeting of Members by notice in writing at least 10 days before the meeting.

Chairperson

10.4 The Members present at the meeting may appoint a chairperson. If the Members do not appoint a chairperson the Trustee may appoint a chairperson provided that the appointment does not breach the Relevant Requirements.

Quorum

10.5 A quorum for the meeting is at least 25% of the Members of the Fund.

Voting

10.6 Each Member is entitled to one vote with the chairperson being given a casting vote.

Notice from Members

10.7 If the Members are required to give notice to the Trustee under any provisions of this deed a notice signed by the chairperson of any meeting of Members certifying that a matter has been agreed to by a majority of Members is considered to be a notice from a majority of Members.

Member includes Pensioner

10.8 For the purposes of this clause 10, Member includes a Pensioner.

11. FUND RECORDS

Records and accounts to be kept

11.1 The Trustee must keep and maintain appropriate minutes and other records and documents required by the Relevant Requirements.

Audit

11.2 The financial statements and other relevant records must be audited annually or at any other times required by the Relevant Requirements.



Trust deed

- 11.3 A copy of this deed must be made available for inspection as required by the Relevant Requirements.

Information for Trustee

- 11.4 When requested by the Trustee a person who is a Member, Pensioner or Beneficiary must provide all information in its power or possession that may in the opinion of the Trustee be necessary or expedient for the management and administration of the Fund.

Disclosure and reporting requirements

- 11.5 The Trustee must provide to Employers, Members and former Members and the Commissioner any information reports and returns in relation to the Fund required by the Relevant Requirements.
- 11.6 The Trustee may provide the Tax File Numbers of the Members, Pensioners and Beneficiaries of the Fund to any person where the Trustee has or reasonably believes it has the consent of the relevant person to the disclosure or is required or allowed to do so by law.

12. ACCUMULATION ACCOUNTS

Separate Member Accounts

- 12.1 The Trustee must establish an Accumulation Account in respect of each Member or Beneficiary but not a person who is only a Pensioner.

Credits

- 12.2 The Trustee must credit the following amounts to the relevant Accumulation Account as appropriate:
- (a) any amount paid into the Fund in respect of the Member;
 - (b) the proceeds of any Policy or Annuity effected by the Trustee that the Trustee considers it appropriate to credit;
 - (c) any positive earnings as are determined by the Trustee;
 - (d) any amounts transferred from the Pension Account of a Member or Beneficiary;
 - (e) any other amount to be transferred under the Relevant Requirements to a person who is already a Member, or becoming a Member, from another Member's Benefit Entitlement;
 - (f) an amount to be transferred to the Accumulation Account of the Member from the Accumulation Account of the Member's Spouse pursuant to a Contribution Splitting Request accepted by the Trustee; and
 - (g) any other amounts as the Trustee from time to time determines.

Debits

- 12.3 The Trustee must debit the following amounts to the relevant Accumulation Account as appropriate:
- (a) any amount paid out of the Fund in respect of the Member or Beneficiary from an Accumulation Account;



- (b) the costs of any Policy or Annuity effected by the Trustee that the Trustee considers it appropriate to debit subject to clause 12.5;
- (c) a proportion of any Taxation payable in respect of Contributions or earnings of the Fund credited to the Accumulation Account or arising as a result of a Rollover Payment as the Trustee determines;
- (d) any part of the costs and expenses incurred under clause 19 as the Trustee determines;
- (e) the amount of any lien exercised pursuant to this deed;
- (f) any amount forfeited pursuant to this deed;
- (g) any negative earnings as determined by the Trustee in accordance with this deed;
- (h) any moneys paid in respect of the Trustee's indemnity;
- (i) any amount transferred to the Pension Reserve Account or the Member's Pension Account as the Trustee considers necessary to pay the Member a Pension under clause 28;
- (j) any other amount to be paid or transferred under the Relevant Requirements to a person other than the Member from the Member's Benefit Entitlement;
- (k) the amount specified by the Member in a Contribution Splitting Request that is accepted by the Trustee; and
- (l) any other amounts the Trustee from time to time determines.

Income Account

12.4 The Trustee must establish an Income Account for the Fund. The Trustee must credit the Income Account, subject to clause 12.18 and clause 12.10, with the following:

- (a) all income and profits of the Fund;
- (b) credits arising out of adjustments pursuant to clause 12.16;
- (c) any amount transferred from a Reserve Account pursuant to clause 12.11;
- (d) the proceeds of any Policy effected by the Trustee where the Trustee determines that it should not be credited to an Accumulation Account, a Pension Account or the Pension Reserve Account; and
- (e) any other amounts that the Trustee from time to time determines.

12.5 The Trustee must debit the Income Account, subject to clause 12.18 and clause 12.10, with the following:

- (a) any loss sustained on the disposal of any investments of the Fund;
- (b) any costs or charges incurred pursuant to clause 19 that are not debited to an Accumulation Account;
- (c) any debits arising out of adjustments pursuant to clause 12.16;
- (d) the cost of any Policy effected by the Trustee where the Trustee determines that it should not be debited to an Accumulation Account, a Pension Account or the Pension Reserve Account;



- (e) any deficiency arising from a valuation of the Fund;
 - (f) any amount payable or that may become payable by way of Taxation in respect of the Contributions and the income and profits of the Fund that are not debited to an Accumulation Account as the Trustee determines to be equitable;
 - (g) any income transferred to a Reserve Account;
 - (h) any income transferred to an Accumulation Account, Pension Account or the Pension Reserve Account; and
 - (i) any other amounts that the Trustee from time to time determines.
- 12.6 At the end of each Fund Year the Trustee must determine the fund earning rate and calculate the amount available for distribution.
- 12.7 Before allocating any portion of the amount available for distribution the Trustee may transfer a portion of the amount to any of the Reserve Accounts.
- 12.8 Subject to clause 12.18, the Trustee must allocate the earnings of the Fund available for distribution after any transfer to Reserve Accounts to each Accumulation Account, Pension Account and the Pension Reserve Account in proportion to the amounts standing to the credit of that account at the beginning of the relevant Fund Year, appropriate adjustments being made for amounts credited or debited to each Account since that date, or in any other way the Trustee in its discretion determines.
- 12.9 If the Trustee is required to establish a fund earning rate in respect of a portion of a Fund Year or before the fund earning rate has been or can be established for a full Fund Year, the Trustee must determine that rate in accordance with the Relevant Requirements on a basis that the Trustee considers to be equitable.
- 12.10 The Trustee may determine to credit the amounts in clause 12.4 and/or debit the amounts in clause 12.5 or debit or credit any amount that this deed requires to be transferred to or from the Income Account directly to any Accumulation Account and/or Pension Account and/or the Pension Reserve Account and/or Reserve rather than to the Income Account.

Reserve Account

- 12.11 The Trustee may establish one or more Reserve Accounts and may transfer amounts from:
- (a) the Income Account pursuant to clause 12.4; or
 - (b) a Member's Accumulation Account pursuant to clause 27.2;
 - (c) the Pension Reserve Account pursuant to clause 27.7; or
 - (d) from one Reserve Account to another; or
 - (e) Contributions made to the Fund before allocation to a Member.
- 12.12 Funds in a Reserve Account do not form part of any Accumulation Account.
- 12.13 The Trustee must credit any income derived on funds held in a Reserve Account back to that Reserve Account.
- 12.14 The purpose of a Reserve Account must be determined when it is established, and may include the following:
- (a) to stabilise the investment earnings of the Fund in accordance with its reserving policy;

- (b) to provide for contingencies including the supplementation of the fund earning rate and/or to secure payment of any Pension.

12.15 The Trustee may deal with any part of the balance in a Reserve Account as it considers fit, including:

- (a) transferring it to an Accumulation Account or Pension Account;
- (b) treating the Reserve Account in accordance with clause 26 as if the Reserve Account was the Forfeiture Account;
- (c) transferring it to the Pension Reserve Account; and
- (d) debiting it with any Taxation payable or any other cost or expense incurred in the management or administration of the Fund.

Adjustments

12.16 In determining the amount standing to the credit of an Accumulation Account or Pension Account at the time a Benefit is calculated the Trustee must make an adjustment reflecting the fund earning rate that it considers equitable.

Specific investments

12.17 If the Trustee undertakes to invest separately in respect of certain Members or Beneficiaries in accordance with clause 15.6, the Trustee must record on whose behalf the specific investments are made for the purposes of determining the allocation to Accumulation Accounts, Pension Accounts and the Pension Reserve Account.

12.18 The profits and losses arising from specific investments and any Taxation or charges applicable to them must be allocated directly to the relevant Accumulation Account or Pension Account or Pension Reserve Account (and not to the Income Account).

Contribution Splitting Request

12.19 The Trustee can choose not to accept a Contribution Splitting Request in whole or in part in its absolute discretion.

12.20 Despite the provisions of clauses 12.2(f) and 12.3(k), the Trustee must not accept a Contribution Splitting Request if it does not comply with the Relevant Requirements.

12.21 The Trustee may after accepting a Contribution Splitting Request reduce the Accumulation Account of a Member under clause 12.2(f) and then roll over or transfer the appropriate amount to a Rollover Fund for the Member's Spouse, or otherwise deal with the amount as allowed under the Relevant Requirements.

13. VALUATION

The Trustee may have the assets of the Fund valued whenever it considers it appropriate (and must do so if the Commissioner or the Relevant Requirements require). After the valuation, the Trustee must determine whether there is a surplus or deficiency and whether it is equitable to transfer the surplus or deficiency to the Income Account.

14. FUND TRUSTEE - APPOINTMENT, VACANCY AND REMOVAL

Trustee criteria

14.1 The appointment, removal and composition of the Trustee is governed by this deed unless the Relevant Requirements otherwise provide.

Eligibility for Trustee

14.2 The Trustee of the Fund must be a Constitutional Corporation, and must be:

- (a) a Trustee that satisfies or is permissible under the Relevant Requirements; or
- (b) a Trustee approved by the Commissioner.

Appointment of Trustee

14.3 The majority of Members, subject to the other provisions of this clause, determine who acts as the Trustee, and may appoint a new or additional trustee by deed or notice in writing.

Change of Trustee

14.4 A Constitutional Corporation immediately ceases to act as a Trustee if:

- (a) it resigns by instrument in writing;
- (b) the Trustee is disqualified from holding office by operation of law;
- (c) it is wound up or placed in receivership; or
- (d) a majority of Members resolve to terminate the appointment of the Trustee.

Member may be Director of Trustee

14.5 A Director, officer or employee of a Trustee that is a Constitutional Corporation is not disqualified from being a Member of the Fund merely because of that role.

Confirmation of discharge of retiring Trustee

14.6 Despite any rule of law or legislative provisions to the contrary, a person who retires or is removed as Trustee or a co-Trustee of the Fund in accordance with the provisions of this deed is discharged from the trusts contained in this deed as from the date of retirement or removal provided that there is at least one continuing Trustee.

Member includes Pensioner

14.7 For the purposes of this clause 14, Member includes a Pensioner.

15. TRUSTEE'S INVESTMENT POWERS

Investment policy and strategy

15.1 The Trustee must formulate the investment strategy of the Fund and determine a policy to give effect to that strategy.

Authorised investments

15.2 The assets of the Fund may be invested in any of the following investments:



- (a) any investment being authorised by the laws of the Commonwealth of Australia or any State or Territory for the investment of trust funds;
- (b) the purchase or acquisition of shares, stocks, debentures, notes, bonds, mortgages (including a second or subsequent mortgage), options or other similar securities;
- (c) on deposit with any bank, building society, credit co-operative, trustee company or other similar financial institution whether secured or unsecured and on such terms as the Trustee determines;
- (d) on deposit with or on loan to any Employer or any other person or organisation with or without security on any terms the Trustee considers reasonable;
- (e) any Policy or Annuity;
- (f) the purchase, acquisition or leasing of any real or personal property, including statutory licences;
- (g) the acquisition of any unit or sub-unit in unit trusts;
- (h) a loan or other financial assistance using resources of the Fund to any Member or any relative or associated entity of a Member to the extent authorised by the Relevant Requirements;
- (i) any other investments that the Trustee considers appropriate and that do not infringe the Relevant Requirements.

Power to sell and vary investments

15.3 The Trustee, in its absolute discretion, has the power to:

- (a) retain any investments in that form; or
- (b) sell or convert into money any investments for cash or on such other terms the Trustee thinks fit (including to allow a purchaser any time for payment of the whole or part of the purchase price with or without interest and with or without security); and
- (c) vary or transpose any investments into other investments authorised by this deed.

Interest of Trustee in investment

15.4 Subject to clause 15.5, the Trustee and any Director may make or vary any investment even if the Trustee or Director may have a direct or indirect interest in the investment or may benefit directly or indirectly from it.

15.5 The Trustee and any Director must disclose details of the interest in an investment to which clause 15.4 applies in any manner prescribed under the Corporations Act and the Relevant Requirements.

Specific investments

15.6 The Trustee may invest separately in respect of certain Members or Beneficiaries or certain classes of Members or Beneficiaries.

15.7 A Member or Beneficiary may request the Trustee to make a specific investment (investment request) that will authorise the Trustee to make a specific investment in accordance with that request of all or any part of the Accumulation Account or the Pension Account of the Member or Beneficiary.

- 15.8 The Trustee may approve or reject the investment request of the Member or Beneficiary, and will inform the person of its decision. The Trustee at all times retains the overriding discretion to accept or reject any investment request.

16. TRUSTEE'S POWERS OF MANAGEMENT

Additional powers

- 16.1 In addition to the powers that it might otherwise have at law or under this deed, the Trustee has the following powers:
- (a) to settle, compromise or submit to arbitration any claims, or matters relating to this deed or to the rights of Members, former Members or Beneficiaries;
 - (b) to commence, carry on or defend legal proceedings;
 - (c) to open and operate accounts with banks and other financial institutions;
 - (d) to borrow money or raise financial accommodation in any lawful manner (which will form part of the Fund) including by drawing, endorsing, accepting or otherwise dealing in any bill of exchange, promissory note or other negotiable instrument and to assign, pledge, mortgage or charge any asset of the Fund as security for any such financial accommodation in any manner and upon such terms and conditions (including with or without interest, which will constitute a proper outgoing of the Fund) that the Trustee considers appropriate unless this would constitute a contravention of the Relevant Requirements;
 - (e) to enter into any agreement, instrument or transaction that is, or that evidences, a derivatives transaction that is an interest rate swap transaction, basic swap, forward rate transaction, commodity swap, interest rate option, cap transaction, floor transaction, collar transaction, currency swap transaction, cross-currency rate swap transaction, current option or any other similar transaction or any combination of these transactions that the Trustee considers appropriate unless this would constitute a contravention of the Relevant Requirements;
 - (f) to insure or reinsure any risks, contingencies or liabilities of the Fund;
 - (g) to underwrite any risks, contingencies or liabilities under any superannuation arrangement conducted by any Employer where there is an agreement for a transfer of Employees to the Fund;
 - (h) to purchase an Annuity to provide all or a part of the Pension payable in respect of a Member;
 - (i) to retain the services of professional or other advisers and consultants;
 - (j) to pay out of the Fund all costs, expenses and outgoings (including Taxation) of and incidental to the management and administration of the Fund and to pay out of the Fund the Trustee's professional fees (if any);
 - (k) to indemnify anyone in respect of any claims, matters or things relating to the Fund or to the rights of Members, former Members or Beneficiaries in respect of the Fund;
 - (l) to provide a full or partial release to anyone in respect of any matters that have arisen or may arise as a result of an association, involvement or membership of the Fund by that person;

- (m) to insure any liability of the Trustee or any Directors or officers of the Trustee or the liability of the Fund to indemnify or reimburse the Trustee or its Directors or officers pursuant to clause 18;
- (n) to permit any asset of the Fund to be held or registered in the name of any nominee of the Trustee (subject to any restrictions contained in the Relevant Requirements);
- (o) to deal with itself in different capacities;
- (p) to sell, transfer, hire, lease or dispose of any real or personal property of the Fund, whether at a profit or not;
- (q) to buy, transfer, acquire, hire to lease any property;
- (r) to grant or take any put or call option for the purchase of any real or personal property of the Fund, whether the sale occurring on exercise of such option will be at a profit or not;
- (s) to purchase, take on lease or licence, develop, construct, hold, improve, sell, transfer, convey, surrender, lease, licence or otherwise deal with any real property and, without limiting the generality of this rule, to develop any commercial or retail premises and hold or sell, transfer, convey, surrender, lease or licence such premises;
- (t) to carry on any business that the Trustee considers appropriate unless this would constitute a contravention of the Relevant Requirements;
- (u) generally to do anything the Trustee considers appropriate for the administration, maintenance and preservation of the Fund; and
- (v) to do anything incidental to the exercise of any of the powers as set out in this deed.

Exercise of Trustee powers

16.2 All the powers and discretions conferred upon the Trustee or any Director by this deed or by law may be exercised even if the Trustee, any Director or shareholder of the Trustee or any relative of the Trustee or Director or shareholder of the Trustee may have a direct, indirect or personal interest (whether as a shareholder, director, member or partner of any company, organisation or partnership) in the manner or result of exercising the power or discretion or may benefit directly or indirectly as a result of the exercise of the power or discretion and notwithstanding that the Trustee may be the sole Trustee.

Trustee discretion

16.3 Subject to clauses 29.3 and 31.2, the Trustee has an absolute and uncontrolled discretion as to the exercise and the manner, mode and timing of exercise of the trusts, authorities, powers and discretions conferred on it by this deed.

Trustee may delegate

16.4 The Trustee may delegate to any person or company any of the Trustee's powers or discretions in its absolute discretion unless this would constitute a contravention of the Relevant Requirements.

16.5 The power to delegate includes the power to appoint a delegate as its attorney either in a general or limited capacity and to execute any powers of attorney or other instruments necessary for such purpose.

17. DUTIES AND LIABILITIES OF TRUSTEE

Limitation of liability of Trustee

- 17.1 Neither the Trustee nor any of its Directors shall be liable for anything done or omitted to be done in relation to the Fund except in the case of dishonesty, fraud or other intentional or reckless neglect on its part.

Member inquiries and complaints

- 17.2 If required by the Relevant Requirements, the Trustee must establish and take all reasonable steps to ensure that, at all times, there are in force arrangements under which Members and Beneficiaries may make inquiries and complaints in relation to the Fund.

18. INDEMNITY OF TRUSTEE

Indemnity and lien

- 18.1 The Trustee and its Directors shall be indemnified out of the Fund against all liabilities incurred by it or them in the exercise or purported exercise or attempted exercise of the trusts, powers, authorities and discretions vested in them pursuant to this deed or at law and the Trustee shall have a lien on and may use the moneys representing the assets of the Fund for the purposes of this indemnity provided that the exercise of any lien does not contravene the Relevant Requirements.

Payments in good faith

- 18.2 This indemnity extends to any payments made in good faith to any person whom the Trustee bona fide believes to be entitled to the payment although it may be subsequently found that the person was not in fact so entitled.

Opinion or advice

- 18.3 This indemnity extends to circumstances where the Trustee acts upon the opinion or advice of lawyers who are instructed by the Trustee or any bankers, accountants, brokers, investment advisers or other persons believed by the Trustee to be expert in relation to the matters upon which they are consulted.

Failure to carry out agreement

- 18.4 This indemnity extends to circumstances where any person breaches or fails to carry out any agreement made with the Trustee.

19. REMUNERATION OF TRUSTEE

Fees

- 19.1 The Trustee may charge professional fees for its services as Trustee except where this is not permitted by the Relevant Requirements.

Determination of fees

- 19.2 The fees charged (if any) by the Trustee shall be determined at the commencement of each Fund Year. Prior notice of any proposed changes shall be provided by the Trustee to the Members.



Reimbursement

- 19.3 The Trustee is entitled to reimbursement from the Fund for and in respect of expenses properly incurred in carrying out its duties including:
- (a) all costs and expenses incurred in connection with the acquisition and disposal of or other dealings with investments of the Fund;
 - (b) fees and expenses of the service providers and consultants engaged by the Trustee;
 - (c) all Taxation payable by the Trustee in connection with the Fund;
 - (d) all fees, wages and expenses of any employees or agents employed by the Trustee;
 - (e) any administrative costs charged in relation to the Fund; and
 - (f) any expenses in connection with the maintenance of accounting records and the preparation and distribution of any accounting, taxation or other reports or notices.

20. APPOINTMENT OF SERVICE PROVIDERS

Actuary and auditor

20.1 The Trustee must if necessary appoint:

- (a) an actuary;
- (b) an auditor who is appropriately qualified according to any criteria specified by the Relevant Requirements.

Administration manager

20.2 The Trustee may appoint an administration manager to provide fund administration services to the Trustee on terms that the Trustee considers appropriate.

Investment manager

20.3 The Trustee may appoint in writing one or more companies (or individuals where not prohibited by the Relevant Requirements) to act as investment managers for the Fund on such terms as the Trustee determines provided that the appointment and the terms of the appointment are in accordance with the Relevant Requirements.

Custodian

20.4 The Trustee may appoint one or more companies (or individuals where not prohibited by the Relevant Requirements) to act as a custodian for the Fund, or any part of it, on terms and conditions the Trustee determines provided that the appointment and the terms of the appointment are in accordance with the Relevant Requirements.

21. ACTUARIAL INVESTIGATIONS

If an Actuary has been appointed, the Trustee may ask the Actuary for information or advice from time to time in accordance with the provisions of this deed but the Trustee is under no obligation to be bound by or to act upon the advice provided unless required by the Relevant Requirements.



22. CONTRIBUTIONS TO FUND

Contributions

- 22.1 The Trustee may accept any Contributions or other amounts from any person in respect of a Member that the Trustee is not prohibited from accepting under the Relevant Requirements subject to clause 22.3.

No obligation to contribute

- 22.2 In the absence of any agreement to the contrary, a person may contribute to the Fund in respect of a Member any amount in any manner and at such times as they in their absolute discretion determine, and no person is under any obligation to make a Contribution in respect of any Fund Year and a Member may remain a Member of the Fund notwithstanding a Contribution is not made in respect of that Member in respect of any Fund Year.

Limitation on acceptance of Contributions

- 22.3 The Trustee must not accept any Contribution by or in respect of a Member where the acceptance will (or may in the reasonable opinion of the Trustee) constitute a contravention of the Relevant Requirements or that may result in the Fund becoming a public offer fund, or make the Trustee a Registrable Superannuation Entity.

Ineligible Contributions

- 22.4 If the Trustee considers that Contributions have been accepted in breach of the Relevant Requirements, or the Trustee is required to refund Contributions under the Relevant Requirements, the Trustee must refund the Contributions (less any charge that an Insurer makes in respect of any extra cover provided in relation to those Contributions, reasonable administration expenses, any amount the Trustee is required to deduct under the Relevant Requirements and any amount the Trustee chooses to deduct that is allowed under the Relevant Requirements) and reduce the Benefits held for the Member to those that would have been held if the Contribution had not been made.

Allocating Contributions

- 22.5 The Trustee must allocate Contributions to Accumulation Accounts within the time allowed by the Relevant Requirements. The Trustee may credit Contributions received to a Reserve Account for the period between receiving them and allocating them to an Accumulation Account.

23. TRANSFERS TO AND FROM ROLLOVER FUNDS

Transfers to Rollover Funds

- 23.1 Where:

- (a) a Member joins or is eligible to join any Rollover Fund (the Other Fund) and the Member requests that any part of the Member's entitlement be transferred to the Other Fund; or
- (b) if the Trustee is otherwise permitted to transfer the entitlement to the Other Fund, including by way of a successor fund transfer under the Relevant Requirements,

the Trustee may pay or transfer to the trustee of the Other Fund an amount or investments of the Fund of equivalent value (the Transferred Amount) that reflects the relevant part of the Member's entitlement.



Effect and method of transfer out

- 23.2 The receipt of the Transferred Amount by the proper officer of the Other Fund is a complete discharge to the Trustee of all liabilities in respect of the Transferred Amount.
- 23.3 Upon the completion of a payment or transfer under this clause, all of the rights and interests of the relevant Member or Beneficiary under this deed in respect of the Transferred Amount are entirely extinguished.

Rollover

- 23.4 Where a Member or former Member wishes to effect a Rollover Payment in respect of all or any of the entitlement of that person in the Fund, that person must make a written request to the Trustee nominating the Rollover Fund and must provide any other details the Trustee requires.

Preserved Payment transfers

- 23.5 Where a Member or former Member has Preserved Payment Benefits in the Fund the Trustee must ensure that the provisions of the Other Fund require that the Preserved Payment Benefit must be preserved and vested in accordance with the Relevant Requirements.

Transfers from Rollover Funds

- 23.6 Where a Member is or was a member or a beneficiary under any other Rollover Fund the Trustee may take over any part of the assets of the Rollover Fund.
- 23.7 The Trustee holds any amounts transferred as part of the particular Member's Accumulation Account.
- 23.8 On any transfer from a Rollover Fund the amount of the transfer that represents a Member's Contributions is the amount as the trustee of the Rollover Fund certifies or, failing a certification by that trustee, the amount the Trustee considers to be fairly attributable to the contributions of that Member together with accrued earnings.

Overriding conditions on portability

- 23.9 Despite anything to the contrary in this deed, no payment or transfer can be accepted from or made to another Rollover Fund if, in the opinion of the Trustee, this would cause the Fund to be in breach of any of the Relevant Requirements.

Transfers to eligible Rollover Fund

- 23.10 Despite anything to the contrary in this deed the Trustee may and, if required by the Relevant Requirements must, transfer the entitlement of a Member or Beneficiary to an Eligible Rollover Fund where such a transfer is permitted or required under the Relevant Requirements.

24. LIMITATION ON BENEFITS

Despite any other provision of this deed the Trustee must not pay out any Benefits to Members, the Dependents of Members or Beneficiaries where the payment could cause the Fund to become a non-complying fund.

25. MONEYS OWING TO FUND

Where a Member owes any money to the Trustee, the Trustee may debit an Accumulation Account of the Member for a sum equivalent to the amount owing provided it is permitted by the Relevant Requirements, and may retain the money in the Fund.



26. FORFEITURE OF BENEFITS

Accumulation Account residue

- 26.1 Any person who has been paid all Benefits that the Trustee considers should be paid to the person pursuant to this deed and who still has a residual amount standing to the credit of their Accumulation Account or Pension Account forfeits the amount, which is dealt with as a forfeited Benefit. Once the liability for all pensions being paid from the Pension Reserve Account has ceased, any further amount in the Pension Reserve Account is forfeited and is to be dealt with as a forfeited Benefit.

Forfeiture Account

- 26.2 The Trustee may establish a Forfeiture Account and transfer to it any amounts forfeited under this deed.
- 26.3 Any money held in the Forfeiture Account does not form part of any Accumulation Account or Pension Account or the Pension Reserve Account and income derived on the Forfeiture Account is credited back to the Forfeiture Account.
- 26.4 The Forfeiture Account may be applied in accordance with the remaining provisions of this clause.

Application of forfeited Benefits

- 26.5 The Trustee may pay or apply any amount in the Forfeiture Account:
- (a) to or for the benefit of a Member or Beneficiary or to the Dependants of a Member in whatever proportions the Trustee may determine;
 - (b) to the legal personal representative of a deceased Member, or the trustee of the estate of a former Member;
 - (c) to or for the benefit of other Members or their Dependants;
 - (d) for the provision of additional Benefits for Members or Dependants;
 - (e) to any Employers **PROVIDED THAT** all procedures required by the Relevant Requirements have been complied with before the payment is made; or
 - (f) for any other purpose approved by the Commissioner or permitted under the Relevant Requirements.

27. CONVERSION OF LUMP SUM TO PENSION

Application to convert to Pension

- 27.1 If requested by a Member or Beneficiary the Trustee may pay the Member's Benefit (or any part of it) as a Pension. The Trustee must pay a Benefit as a Pension if required by this deed or the Relevant Requirements.

Establishment of Pension Account

- 27.2 Where the Trustee determines to pay any part of a Benefit as a Pension, it must establish a Pension Account and transfer to it the amount that the Trustee believes necessary to provide the Benefits as a Pension. The Trustee may also transfer an amount to a Reserve Account in relation to that Pension.



Operation of Pension Account

27.3 The Trustee must credit the following amounts to the Pension Account of a Pensioner:

- (a) any amount transferred into the account under clause 27.2;
- (b) any Rollover Payment that the Trustee considers it appropriate to credit;
- (c) the proceeds of any Policy or Annuity that the Trustee considers it appropriate to credit;
- (d) such earnings of the Fund as the Trustee determines to be equitable;
- (e) any amount transferred from a Reserve Account as the Trustee determines reasonable;
- (f) any amount received under clause 27.9 in relation to the Pensioner; and
- (g) any credit arising out of any adjustments made in accordance with clause 12.16.

27.4 The Trustee must debit the following amounts to the Pension Account of a Pensioner:

- (a) any amount transferred out of the Fund as a Rollover Payment that the Trustee considers it appropriate to debit;
- (b) any payments made to or in respect of the Pensioner or a Reversionary Beneficiary pursuant to this deed;
- (c) the costs of any Policy or Annuity that the Trustee considers it appropriate to debit;
- (d) such proportion of any Taxation in respect of the earnings of the Fund credited to the Pension Account or arising as a result of a Rollover Payment as the Trustee determines;
- (e) such of the amounts paid or incurred in accordance with clauses 18 or 19 as the Trustee considers equitable;
- (f) a proportion of any losses of the Fund as the Trustee considers equitable;
- (g) any amount transferred to the Accumulation Account of a Beneficiary;
- (h) if the Trustee is going to pay a Pension under clauses 28.10 or 28.13 or under clauses 28.14 to 28.17, the amount transferred to the Pension Reserve Account;
- (i) any amount transferred to a Reserve Account;
- (j) any amount paid under clause 27.9 in respect of the Pensioner; and
- (k) any other amounts as the Trustee considers equitable.

Establishment and operation of Pension Reserve Account

27.5 If the Trustee is going to pay a Pension under clauses 28.10 or 28.13 or clauses 28.14 to 28.17, the Trustee must establish a Pension Reserve Account for the Fund.

27.6 The Trustee must credit the following amounts to the Pension Reserve Account:

- (a) any amount transferred into the account under clauses 28.12 or 28.16;
- (b) such earnings of the Fund as the Trustee determines to be equitable;



- (c) the proceeds of any Policy or Annuity that the Trustee considers it appropriate to credit;
- (d) any amount transferred from a Reserve Account as the Trustee determines reasonable; and
- (e) any credit arising out of any adjustments made in accordance with clause 12.16.

27.7 The Trustee must debit the following amounts to the Pension Reserve Account:

- (a) any payments made to or in respect of the Pensioner or a Reversionary Beneficiary pursuant to this deed;
- (b) such proportion of any Taxation in respect of the earnings of the Fund credited to the Pension Reserve Account as the Trustee determines;
- (c) the costs of any Policy or Annuity that the Trustee considers it appropriate to debit;
- (d) such of the amounts paid or incurred in accordance with clauses 18 or 19 as the Trustee considers equitable;
- (e) a proportion of any losses of the Fund as the Trustee considers equitable;
- (f) any amount transferred from the Pension Reserve Account under clause 12.11; and
- (g) any other amounts as the Trustee considers equitable.

Segregation of Pension Assets

27.8 In relation to a Pension payable under this deed, the Trustee may:

- (a) segregate or set apart the assets that represent the Pension Account and/or Pension Reserve Account for the sole purpose of enabling the discharge of the whole or part of the current or non-current liabilities in relation to the payment of Pensions as those liabilities fall due for payment; and
- (b) constitute the segregated assets as segregated current and non-current pension assets within the meaning of the Tax Act and obtain any certificates in relation to the adequacy of the assets segregated and set apart as the Trustee considers necessary for the purposes of the Tax Act or the Relevant Requirements.

Purchased Pension

27.9 The Trustee may purchase a Pension for a Member from an outside source from the balance in the Pension Account of the Member, or the Pension Reserve Account. Income from the Pension and any commuted amounts must be credited to the Member's Pension Account (if purchased from the balance in the Member's Pension Account), or to the Pension Reserve Account (if purchased from the Pension Reserve Account).

28. PENSION PAYMENT CONDITIONS

28.1 Where a Benefit is payable from the Fund as a Pension, the Trustee must choose which of the following conditions apply to the payment of the Pension. If the Trustee does not specifically choose, then the conditions in clause 28.22 and 28.25 apply to the Pension. A reference in this clause to any Regulations is to the SIS Regulations.

Allocated Pension (Regulations 1.06(4) and 1.06(5))

- 28.2 The terms of payment of the Pension must comply with the limitations and requirements set out in Regulations 1.06(4), 1.06(5) and 1.07A and any other provisions of the Relevant Requirements from time to time that relate to a Pension intended to be a Pension paid in accordance with Regulation 1.06(4) as if those provisions were incorporated into this deed.
- 28.3 The terms of the Pension may include any other terms permitted under the Relevant Requirements for this type of Pension.
- 28.4 The Pension is payable from the amount standing to the credit of the Pension Account of the Pensioner.
- 28.5 If the cashing restriction for a Benefit being paid to a Member requires the Pension to be a non-commutable form of income stream, the Pension paid under this clause may only be paid as a non-commutable allocated pension.

Flexi-Pension (Regulation 1.06(6))

- 28.6 The terms of payment of the Pension must comply with the limitations and requirements set out in Regulations 1.06(6) and 1.07B and any other provisions of the Relevant Requirements from time to time that relate to a Pension intended to be a Pension paid under Regulation 1.06(6) as if those provisions were incorporated into this deed.
- 28.7 The terms of the Pension may include any other terms permitted under the Relevant Requirements for this type of Pension.
- 28.8 The Pension is payable from the amount standing to the credit of the Pension Account of the Pensioner.
- 28.9 If the cashing restriction for a Benefit being paid to a Member requires the Pension to be a non-commutable form of income stream, the Pension paid under this clause may only be paid as a non-commutable pension.

Complying Fixed-Term Pension (Regulation 1.06(7))

- 28.10 The terms of payment of the Pension must comply with the limitations and requirements set out in Regulations 1.06(7) and 1.07B and any other provisions of the Relevant Requirements from time to time that relate to a Pension intended to be a Pension paid in accordance with Regulation 1.06(7) having regard to the commencement date of the Pension as if those provisions were incorporated into this deed.
- 28.11 The terms of the Pension may include any other terms permitted under the Relevant Requirements for this type of Pension.
- 28.12 The Trustee must transfer an amount that it considers necessary to pay the Pension from the Pensioner's Pension Account to the Pension Reserve Account, and the Pension is payable from the amount standing to the credit of the Pension Reserve Account.
- 28.13 If the cashing restriction for a Benefit being paid to a Member requires the Pension to be a non-commutable form of income stream, the Pension paid under this clause may only be paid as a non-commutable pension.

Lifetime Pension (Regulation 1.06(2))

- 28.14 The terms of payment of the Pension must comply with the limitation and requirements of Regulations 1.06(2) and 1.07B (subject to the exceptions set out in Regulation 1.06(3)) and any other provisions of the Relevant Requirements from time to time that relate to a Pension

intended to be a Pension paid in accordance with Regulation 1.06(2) having regard to the commencement date of the Pension as if those provisions were incorporated into this deed.

- 28.15 The terms of the Pension may include any other terms permitted under the Relevant Requirements for this type of Pension.
- 28.16 The Trustee must transfer an amount that it considers necessary to pay the Pension from the Pensioner's Pension Account to the Pension Reserve Account, and the Pension is payable from the amount standing to the credit of the Pension Reserve Account.
- 28.17 If the cashing restriction for a Benefit being paid to a Member requires the Pension to be a non-commutable form of income stream, the Pension paid under this clause may only be paid as a non-commutable pension.

Market Linked Pension (Regulation 1.06(8))

- 28.18 The terms of payment of the Pension must comply with the limitations and requirements set out in Regulations 1.06(8) and 1.07C and any other provisions of the Relevant Requirements from time to time that relate to a Pension intended to be a Pension paid in accordance with Regulation 1.06(8) as if those provisions were incorporated into this deed. If the Pension is one to which Regulation 1.06(1B) applies, then the terms of payment of the Pension must comply with the limitations and requirements set out in Regulation 1.06(1B) as well.
- 28.19 The terms of the Pension may include any other terms permitted under the Relevant Requirements for this type of Pension.
- 28.20 The Pension is payable from the amount standing to the credit of the Pension Account of the Pensioner.
- 28.21 If the cashing restriction for a Benefit being paid to a Member requires the Pension to be a non-commutable form of income stream, the Pension paid under this clause may only be paid as a non-commutable pension.

Account Based Superannuation Income Stream (Regulation 1.06(9A)(a))

- 28.22 The terms of payment of the Pension must comply with the limitations and requirements set out in Regulations 1.06(9A)(a) and 1.07D and any other provisions of the Relevant Requirements from time to time that relate to a Pension intended to be a Pension paid in accordance with Regulation 1.06(9A)(a) as if those provisions were incorporated into this deed.
- 28.23 The terms of the Pension may include any other terms permitted under the Relevant Requirements for this type of Pension.
- 28.24 The Pension is payable from the amount standing to the credit of the Pension Account of the Pensioner.
- 28.25 If the cashing restriction for a Benefit being paid to a Member requires the Pension to be a non-commutable form of income stream, the Pension paid under this clause may only be paid as a Transition to Retirement Income Stream.

Other Superannuation Income Stream (Regulation 1.06(9A)(b))

- 28.26 The terms of payment of the Pension must comply with the limitations and requirements set out in Regulations 1.06(9A)(b) and any other provisions of the Relevant Requirements from time to time that relate to a Pension intended to be a Pension paid in accordance with Regulation 1.06(9A)(b) as if those provisions were incorporated into this deed.
- 28.27 The terms of the Pension may include any other terms permitted under the Relevant Requirements for this type of Pension.



28.28 The Pension is payable from the amount standing to the credit of the Pension Account of the Pensioner.

28.29 If the cashing restriction for a Benefit being paid to a Member requires the Pension to be a non-commutable form of income stream, the Pension paid under this clause may only be paid as a Transition to Retirement Income Stream.

Other permitted Pensions

28.30 Any other type of pension permitted by the Relevant Requirements may be paid provided that the terms of the Pension comply with the provisions of the Relevant Requirements that set out the specific requirements for a pension of that category.

Cashing restriction

28.31 Where the Condition of Release applying to a Member's entitlement to payment of a Benefit is subject to a cashing restriction Trustee may only pay a Benefit subject to the relevant cashing restriction.

Reduction of Pension payments

28.32 Despite any other provision of this deed and subject to the Relevant Requirements, the Trustee may reduce the payments for any Pension by any amount it considers reasonable in consultation with an Actuary.

29. GENERAL PENSION PAYMENT CONDITIONS

Pension Account limitation

29.1 Where a Pension is payable to or in respect of a Member or where the Trustee purchases an Annuity on behalf of a Member the amount transferred into the Pension Account or Pension Reserve Account to support the payment of the Pension, or the total purchase price of the Annuity, must not exceed the amount in the Fund to which the Member is entitled at the date of the transfer or purchase.

Pension increase

29.2 Any Pension payable under this deed must, if required by the Relevant Requirements and agreed to by the Trustee, be increased from time to time by an amount the Trustee in its absolute discretion considers appropriate to compensate the Pensioner for cost of living increases **PROVIDED** that any increase must be at least the minimum required by the Relevant Requirements and does not exceed any maximum permitted by the Relevant Requirements.

Reversionary Pension

29.3 After the death of a Pensioner who was at the time of death in receipt of a Pension, the Trustee:

- (a) has the power to pay to the Reversionary Beneficiary a Pension as allowed by the Relevant Requirements; and
- (b) must pay a Pension to the Reversionary Beneficiary:
 - (i) as required by the Relevant Requirements and the terms of the Pension;
 - (ii) unless it would breach the Relevant Requirements; and
 - (iii) despite the provisions of clause 31.2.

Death of Pensioner

- 29.4 If a Pensioner or a Reversionary Beneficiary dies while there is still an amount standing to the credit of the Pension Account and where no Reversionary Beneficiary has been nominated, the Trustee must deal with the balance of the Pension Account or if the Pension is being paid from the Pension Reserve Account, that part of the Pension Reserve Account as the Trustee determines is appropriate, in accordance with clause 31 as a Benefit.

Conditions of commutation

- 29.5 On the written application of a Pensioner or Reversionary Beneficiary the Trustee may commute the whole or any part of a Pension to a lump sum Benefit **PROVIDED THAT:**
- (a) the commutation is permitted by the Relevant Requirements that apply to the particular Pension, and incorporated into this deed, and this deed and the terms of payment of the Pension;
 - (b) where any amount remains in the Fund after the entitlement of all Pensioners and Reversionary Beneficiaries have been paid out that amount shall be dealt with as though it were a forfeited benefit; and
 - (c) the Trustee is satisfied the commutation would not materially disadvantage the Employers or the remaining Members, Pensioners or Reversionary Beneficiaries.

Adjustment of Pension following the commutation

- 29.6 Following the commutation of a part of a Pension the Trustee must reduce the total amount of the instalments of any Pension payable to the Pensioner by any amount it considers appropriate.

Commencement of Pension

- 29.7 A Pension commences when the Beneficiary and Trustee agree. Failing agreement a Pension commences when the Beneficiary and Trustee have agreed the terms of the Pension.

Adding to Pension Account or Pension Reserve Account

- 29.8 Despite the other provisions of this deed, the Trustee must not add any amount to a Pension Account or Pension Reserve Account unless it is allowed by the Relevant Requirements.

30. TRANSFER IN SPECIE

Transfer of investments

- 30.1 The Trustee may with the consent of a Member or the Dependants of a Member to whom a Benefit is payable transfer investments of the Fund of equivalent value instead of paying the whole or part of the amount otherwise payable.

No beneficial interest

- 30.2 With the exception of the provisions of this clause 30 and clause 15.6, no Member or Beneficiary has or may acquire any beneficial or other interest in specific assets of the Fund.

31. PAYMENT OF BENEFITS ON DEATH

Benefit payable on the death of a Member leaving Dependants

- 31.1 Subject to clauses 28, 29.3 and 31.2, on the death of a Member, former Member or Beneficiary leaving Dependants, the Trustee may pay or apply any Benefit to or for the benefit of the relevant Nominated Dependant either as a lump sum or a pension or a combination of the two. If there is no Nominated Dependant or the Trustee considers it is inappropriate or inequitable to pay the Nominated Dependant, the Trustee may pay or apply the Benefit:
- (a) to the legal personal representative of the deceased;
 - (b) to or for the benefit of any of the former Member's Dependants in whatever proportions the Trustee may in its discretion determine;
 - (c) to the trustees, in their capacity as trustees, of a trust of which the only beneficiaries are Dependants of the deceased; or
 - (d) to the trustees, in their capacity as trustees of a Child Maintenance Trust.

Binding nominations of Dependants

- 31.2 Despite any provision in this deed to the contrary other than clause 29.3, a Member, former Member or Beneficiary (the nominator) may give the Trustee a document (the nomination) in which the nominator requires the Trustee to pay a Benefit payable on the death of the nominator as specified in the nomination.
- 31.3 The nominator may stipulate that the nomination will remain in force for a particular period, but if no period is specified in the nomination, it remains in force until the nominator gives notice to the Trustee revoking the nomination.
- 31.4 If the Trustee has received a nomination that:
- (a) is signed by the nominator;
 - (b) specifies that a Benefit is to be paid to one or more Dependants or the legal personal representative of the nominator;
 - (c) states the nomination is binding on the Trustee; and
 - (d) is not in breach of Relevant Requirements,
- then the Trustee must pay a Benefit payable on the death of the nominator in accordance with the nomination unless:
- (e) the Trustee has received a written revocation before the death of the nominator;
 - (f) the nomination has lapsed either under the terms of the nomination or as a result of the operation of the Relevant Requirements;
 - (g) the Nominated Dependant has died before the date of payment; or
 - (h) the Trustee considers it would be in breach of the Relevant Requirements if it pays the Benefit in accordance with the nomination.
 - (i) the Trustee is required to pay a Pension to a Reversionary Beneficiary under clause 29.3(b), to the extent the Trustee is required to pay the Pension to the Reversionary Beneficiary; or

- (j) a Nominated Dependant disclaims the benefit under the nomination, in which case the Trustee does not need to comply with the nomination to the extent of the disclaimer.

31.5 If:

- (a) the Trustee must pay a Benefit in accordance with a nomination under this clause; and
- (b) the nomination specifies the form in which the Benefit is to be paid or other terms on which the Benefit is to be paid,

the Trustee must pay the Benefit in the form and on the terms specified in the nomination provided the Trustee is not prohibited from doing so.

Benefit payable on the death of a Member leaving no Dependents

- 31.6 If a Member or former Member dies and the Trustee cannot locate any surviving Dependents after reasonable enquiries, the Trustee must pay the Benefit to the legal personal representative of the deceased. If the Trustee cannot locate a legal personal representative of the deceased after reasonable enquiries, the Trustee may pay the Benefit to any individuals the Trustee considers reasonable in whatever shares the Trustee determines.

32. PAYMENT OF BENEFITS

Payment to others on behalf of Beneficiaries

- 32.1 When any Beneficiary is under 18 or when in the opinion of the Trustee it would be in the best interests of the Beneficiary, the Trustee may pay all or part of any Benefit to any other person for application on behalf of the Beneficiary and the receipt of the person to whom the Benefit is paid is a complete discharge to the Trustee. The Trustee is not required to see to the application of the Benefit so paid.

Restrictions on payment of Benefits

- 32.2 Benefits may be paid when and to the extent that the Trustee is permitted to pay them under the Relevant Requirements and must be paid when and to the extent that the Trustee is required to pay them under the Relevant Requirements.
- 32.3 A Member is only entitled to the Member's Preserved Payment Benefits or Restricted Non-Preserved Benefits if the Member has satisfied a Condition of Release.
- 32.4 Subject to the provisions of this deed (including this clause and clause 31.2 to 31.5) and the Relevant Requirements, benefits may be cashed in any one or more of the following ways:
- (a) one or more lump sums;
 - (b) one or more pensions; and/or
 - (c) the purchase of one or more annuities.

33. PAYMENT OF TAXATION

Tax on Benefits

- 33.1 The Trustee may deduct from any Benefit any Taxation required to be deducted or that the Trustee considers should be deducted from it.



Tax on Contributions

- 33.2 The Trustee may deduct any Taxation payable in relation to a Contribution prior to the Contribution being credited to an Accumulation Account or a Reserve Account.

34. POLICIES OF ASSURANCE

Trustee may effect Policy

- 34.1 The Trustee may effect separate Policies and may secure the Benefit of a Member or class of Members by means of individual Policies or group Policies providing any benefits the Trustee considers appropriate.

No responsibility

- 34.2 The Trustee is not responsible or liable to the Member, the Member's legal personal representative or the Dependants of the Member if the Trustee does not take out a Policy, or if there are no or insufficient proceeds payable under a Policy.

35. PARTICIPATING EMPLOYERS

Admission

- 35.1 If:

- (a) any employer is admitted as an Employer by the Trustee; or
- (b) makes a Contribution to the Fund with the consent of the Trustee

then the Employer will become a participating Employer subject to the terms and conditions of this deed and any special conditions agreed between the Trustee and the Employer.

Reimbursements by Employer

- 35.2 The Trustee and an Employer may agree (on the admission of the Employer or at any other time) that the Employer will pay or reimburse the Trustee for any expenses of the Fund including fees payable to service providers or consultants and premiums payable on any Policy.

Ceasing to Employ Members

- 35.3 An Employer ceases to be an Employer when that Employer ceases to employ any Members or the Employer has terminated its Contributions to the Fund.

36. VARIATION OF TRUST DEED

Variation

- 36.1 The provisions of this deed may be amended by the Trustee by deed, oral declaration or written resolution of the Trustee. Also, if the Trustee is a company, the provisions of this deed may be amended by oral declaration or written resolution of the directors of the Trustee.

Notice

- 36.2 The Trustee must as soon as practicable advise the Members of the nature and purpose of the amendment and the effect (if any) on their entitlements as required by the Relevant Requirements.



Variation must not reduce Benefits

- 36.3 Despite anything to the contrary in this deed, the Trustee must not amend the deed in a way that reduces the accrued benefits of any Member except in circumstances where the variation would not result in any breach of the Relevant Requirements.

Limitation on variations

- 36.4 If at any time the Fund is a Regulated Fund this deed must not be amended in any way prohibited by the Relevant Requirements.

37. WINDING UP OF FUND

Election to terminate

- 37.1 The Trustee may elect to wind up the Fund at a certain date (the Termination Date) if:
- (a) there are no further Members remaining in the Fund; or
 - (b) the Trustee determines for any reason that the Fund should be wound up.

Procedure on winding up of Fund

- 37.2 Where the Fund is to be wound up the Trustee must:
- (a) give written notice to each participating Employer and each Member of the Termination Date;
 - (b) arrange to pay or transfer Benefits to or apply on behalf of Members, former Members and Beneficiaries, after deducting the costs of administering and winding up the Fund.

Exhaustion of Fund

- 37.3 The Trustee shall pay Benefits in the following order to the extent that the assets of the Fund permit:
- (a) Benefits to which Members, former Members or their Dependants are entitled at the Termination Date;
 - (b) the provision of additional Benefits to Members, former Members and their Dependants as the Trustee in its absolute discretion considers appropriate;
 - (c) payment to any of the Employers (if any) as have made Contributions to the Fund as the Trustee in its absolute discretion considers appropriate **PROVIDED THAT** all procedures required by the Relevant Requirements have been complied with prior to the payment being made.

Duration

- 37.4 Unless previously terminated the trusts constituted by this deed continue for a period of 80 years or any longer period allowed by law.

- DIVISION B -

38. MEMBERSHIP CLASSIFICATION

Classes of membership

38.1 Until the Trustee otherwise resolves, there is one class of membership:

A Class

Initial membership

38.2 When admitting a person to membership each Member will be an A Class Member unless the Trustee determines otherwise.

Different classes of membership

38.3 The Trustee may create other classes of membership and must specify the rights of a Member in each different class of membership at the time that class of membership is created, which will determine the Member's Benefit Entitlement in relation to that class of membership. If there is more than one class of membership of the Fund at any time:

- (a) the Trustee must designate a person's class of membership on that person joining the Fund;
- (b) a Member may be admitted to any class at any time provided the balance in any of the Member's Accumulation Accounts at the date of reclassification is retained as an entitlement of the Member;
- (c) upon the reclassification of a Member the Trustee may transfer all or any of the Member's other Accumulation Accounts to the new class of membership and
- (d) if a Member is reclassified but remains a Member of more than one class then, when any Contribution is made in respect of the Member, the contributor may designate the class to which the Contribution (and future Contributions) is attributable. If the contributor does not, the Trustee may determine to which class the Contributions are credited.

39. BENEFITS

39.1 Benefits will be payable to or in respect of a Member in the circumstances specified in clauses 40 to 44. However, the Trustee may also pay Benefits to a Member in other circumstances permitted by the Relevant Requirements.

39.2 If a Member qualifies for a Benefit under more than one provision of this deed, then the Trustee may choose which provision the Trustee will pay the Benefit under.

39.3 Benefits will be payable by the Trustee as a lump sum, unless the Member or Beneficiary requests the Trustee to pay all or part of the Benefit as a pension, in which case the Trustee may pay some or all of the Benefit as a Pension if allowed by the Relevant Requirements. This clause is subject to clauses 29.3 and 31.2 to 31.5.

40. RETIREMENT

At any time after a Member reaches the Normal Retirement Age, the Member is entitled to call on the Trustee to pay to the Member a Benefit equivalent to the amount standing to the credit of the Member's A Class Accumulation Account.



41. DISABLEMENT

Total and Permanent Disablement

- 41.1 If, in the opinion of the Trustee, a Member is Totally and Permanently Disabled, the Member is entitled to call on the Trustee to pay to the Member the full amount standing to the credit of the Member's A Class Accumulation Account as at the date of payment.

Temporary Total Disablement

- 41.2 If the Trustee receives an income Benefit under a Policy effected in respect of temporary total disablement of the Member then the Trustee must pay to the Member (to the extent permitted by the Relevant Requirements) an income Benefit equal to the amount payable to the Trustee under the Policy and in the manner specified in the Policy.

42. EARLY RETIREMENT FROM GAINFUL EMPLOYMENT

At any time after a Member retires from Gainful Employment prior to the Normal Retirement Age for any reason other than death or Total and Permanent Disablement, or the Member satisfies the conditions in the Relevant Requirements for the payment of Benefits even if the Member continues in employment, the Member is entitled to call on the Trustee to pay to the Member the full amount standing to the credit of the Member's A Class Accumulation Account.

43. DEATH

Death of a Member

- 43.1 On the death of a Member the Trustee must pay the full amount standing to the credit of the Member's A Class Accumulation Account as at the date of payment in accordance with the provisions of this deed.

Additional payment

- 43.2 In addition to the amounts determined under clause 43.1 the Trustee may also pay an additional amount equal to the Tax Saving Amount, where the Trustee is satisfied that the Trustee will be entitled to claim a deduction under section 295-485 of the Tax Act.

44. BENEFIT PAYABLE ON REACHING PRESERVATION AGE

If a Member meets a Condition of Release just by reaching the Member's Preservation Age prior to retirement from the workforce, the Member is entitled to call on the Trustee to pay to the Member a Benefit equivalent to the amount standing to the credit of the Member's A Class Accumulation Account subject to any cashing restrictions that apply to that Condition of Release.

45. INCREASES TO BENEFITS

In circumstances where a Member ceases to be a Member of the Fund, the Trustee may take into account the Member's interest in a Reserve Account (if any) in determining whether any amount should be transferred from the Reserve Account to the Member's Accumulation Account for purposes of the payment of a Benefit.



46. TIME OF PAYMENT OF BENEFITS

Trustee must pay Benefit to Member

46.1 When a Member calls on the Trustee to pay a Benefit under this deed, the Trustee must pay the Benefit, subject to the terms of this deed and the Relevant Requirements.

Retention of Benefits in Fund


46.2 Where a person does not require Benefits to be immediately paid, the Trustee may retain all or any part of any Benefit until:

- (a) the person requests that it be paid;
- (b) the Member dies;
- (c) the Trustee is required to pay it under the Relevant Requirements; or
- (d) the Trustee decides to pay it.

EXECUTED as a Deed

SIGNED SEALED AND DELIVERED by TBI
GROUP PTY LTD ACN 616 768 186 as Trustee in
accordance with section 127(1) of the *Corporations*
Act 2001 (Cth) by a sole director who is also the
sole secretary:

)
)
)
)
)

x 
.....
Sole Director/Sole Secretary
✓ TRUDEE IBRAHIM.
Name
✓ 24/01/2017
Date

SCHEDULE A

DATE OF DEED: The 24th day of January 2017
x x

TRUSTEE: TBI GROUP PTY LTD ACN 616 768 186

NAME OF FUND: TBI INVESTMENTS SUPERANNUATION FUND



**SCHEDULE B
APPLICATION FOR MEMBERSHIP
CONFIDENTIAL**

TO: THE TRUSTEE, TBI INVESTMENTS SUPERANNUATION FUND

I, _____, apply for membership of the Fund.

- (a) I will be bound by the Trust Deed governing the Fund as varied from time to time.
- (b) I will notify the Trustee if at any time I am not, or I cease to be, Gainfully Employed as defined in the Trust Deed.
- (c) I consent to the Trustee acting as Trustee of the Fund.
- (d) I declare that the information in this Application is accurate in every respect.

APPLICATION DETAILS

Name:

Address:

Occupation:

Date of Birth:

Membership Class:

Tax File Number: _____

NOTE: Your Tax File Number (TFN) is confidential. Before you provide it, you must be told:

1. Your TFN can be collected under the Superannuation Industry (Supervision) Act 1993.
2. If you provide your TFN, it will only be used for legal purposes, which currently include:
 - finding or identifying your superannuation benefits;
 - calculating tax on eligible termination payments; and
 - providing information to the Commissioner of Taxation.
 These purposes may change in the future as a result of legislative change.
3. It is not an offence not to provide your TFN. If you do not:
 - you may pay unnecessary tax on your benefits, which you will need to reclaim later through the income tax assessment process; and
 - it may be more difficult to find unclaimed benefits that you have, or to locate and amalgamate other benefits you have.

The consequences of not providing your TFN may change in the future as a result of legislative change.

4. If you provide your TFN, the trustee may provide it to:
 - the trustee of another superannuation fund when you transfer your benefits to it, unless you instruct the trustee not to; and
 - the Commissioner of Taxation,
 but otherwise it will be treated as confidential.

NOMINATED DEPENDANT(S)

I nominate the following persons as my Nominated Dependants:

SURNAME(S)	GIVEN NAME(S)	RELATIONSHIP	% OF BENEFIT

DATED _____ 2017 Signature



**SCHEDULE C
PARTICIPATING EMPLOYERS ADMITTED TO FUND
PURSUANT TO CLAUSE 35**

NAMES OF PARTICIPATING EMPLOYERS	DATE OF ADMISSION	EXECUTION OF PARTICIPATING EMPLOYERS
--	----------------------	--

DMH10180975 3459-2818-6116v1

