
Workpapers - 2022 Financial Year

SUPER 630

Preparer: Louisse Montiel

Reviewer: Steven Lee

Printed: 16 November 2022

Lead Schedule

2022 Financial Year

| Code | Workpaper | CY Balance | LY Balance | Change | Status |
|-------|-----------------------------------------------------|----------------|----------------|-----------|-----------|
| 23800 | Distributions Received | (\$2,769.24) | (\$2,198.27) | 25.97% | Completed |
| 23900 | Dividends Received | (\$36,836.06) | (\$16,358.16) | 125.18% | Completed |
| 24700 | Changes in Market Values of Investments | \$61,122.07 | (\$155,561.71) | (139.29)% | Completed |
| 25000 | Interest Received | (\$437.70) | (\$873.30) | (49.88)% | Completed |
| 25100 | Interest Received ATO General Interest Charge | | (\$0.53) | 100% | Completed |
| 30100 | Accountancy Fees | \$1,175.00 | \$2,215.00 | (46.95)% | Completed |
| 30400 | ATO Supervisory Levy | \$259.00 | \$518.00 | (50)% | Completed |
| 30700 | Auditor's Remuneration | \$550.00 | \$900.00 | (38.89)% | Completed |
| 30900 | Advisor Fees | \$3,510.00 | \$2,339.94 | 50% | Completed |
| 41600 | Pensions Paid | \$28,275.00 | \$30,000.00 | (5.75)% | Completed |
| 48500 | Income Tax Expense | (\$15,239.88) | (\$6,540.04) | 133.02% | Completed |
| 49000 | Profit/Loss Allocation Account | (\$39,608.19) | \$145,559.07 | (127.21)% | Completed |
| 50000 | Members | (\$755,283.59) | (\$794,891.78) | (4.98)% | Completed |
| 60400 | Bank Accounts | \$40,148.15 | \$116,460.07 | (65.53)% | Completed |
| 60800 | Term Deposits | \$100,000.00 | \$100,000.00 | 0% | Completed |
| 61800 | Distributions Receivable | \$1,009.19 | \$490.08 | 105.92% | Completed |
| 72300 | Derivatives (Options, Hybrids, Future Contracts) | | \$230.16 | 100% | Completed |

| Code | Workpaper | CY Balance | LY Balance | Change | Status |
|-------|------------------------------------------|--------------|--------------|---------|-----------|
| 77600 | Shares in Listed Companies (Australian) | \$523,173.67 | \$508,042.95 | 2.98% | Completed |
| 78200 | Units in Listed Unit Trusts (Australian) | \$75,712.70 | \$63,128.48 | 19.93% | Completed |
| 85000 | Income Tax Payable /Refundable | \$15,239.88 | \$6,540.04 | 133.02% | Completed |
| A | Financial Statements | | | | Completed |
| B | Permanent Documents | | | | Completed |
| C | Other Documents | | | | Completed |
| D | Pension Documentation | | | | Completed |
| E | Estate Planning | | | | Completed |

23800 - Distributions Received

2022 Financial Year

Preparer Louise Montiel

Reviewer Steven Lee

Status Completed

| Account Code | Description | CY Balance | LY Balance | Change |
|--------------|--------------------------------------------------------|-------------------|-------------------|---------|
| IVV.AXW | Ishares S&p 500 Etf | (\$371.71) | (\$333.77) | 11.37% |
| UMAX.AX | Betashares S&p 500 Yield Maximiser Fund (managed Fund) | (\$1,853.80) | (\$1,775.78) | 4.39% |
| VHY.AX | Vanguard Australian Shares High Yield Etf | (\$543.73) | (\$88.72) | 512.86% |
| TOTAL | | CY Balance | LY Balance | |
| | | (\$2,769.24) | (\$2,198.27) | |

Supporting Documents

- Distribution Reconciliation Report [Report](#)
- IVV_Issuer_Annual_Tax_Statement_2022_07_29.pdf [IVV.AXW](#)
- UMAX_Tax_Statement_2021_22.pdf [UMAX.AX](#)
- VHY_Issuer_Annual_Tax_Statement_2022_08_04.pdf [VHY.AX](#)

Standard Checklist

- Attach a copy of all Tax Statements
- Attach a copy of Distribution Reconciliation Report
- Ensure all Distributions have been reviewed on [Distribution Tax Automation](#)

SUPER 630

Distribution Reconciliation Report

For The Period 01 July 2021 - 30 June 2022

| Date | Payment Received | Non Primary Production Income (A) * ₁ | | | | Distributed Capital Gains (B) * ₂ | | | | | Foreign Income * ₃ | | Non-Assessable | | | Taxable Income |
|----------------------------------------------------------------|-------------------------------|--------------------------------------------------|-----------|-----------------|------------------|----------------------------------------------|---------------------|----------------|---------|-------|-------------------------------|-----------------|----------------|----------|------------------------------------|----------------|
| | | Franked | Unfranked | Interest/ Other | Franking Credits | Discounted (After Discount) | Rate * ₅ | CGT Concession | Indexed | Other | Foreign Income | Foreign Credits | Tax Exempt | Tax Free | Tax Deferred / AMIT * ₆ | |
| Units in Listed Unit Trusts (Australian) | | | | | | | | | | | | | | | | |
| IVV.AX Ishares S&p 500 Etf | | | | | | | | | | | | | | | | |
| 13/10/2021 | 96.60 | | | | | | S | | | | | | | | | 0.00 |
| 05/01/2022 | 88.54 | | | | | | S | | | | | | | | | 0.00 |
| 13/04/2022 | 82.36 | | | | | | S | | | | | | | | | 0.00 |
| 30/06/2022 | 104.21 | | | | | | S | | | | | | | | | 0.00 |
| 30/06/2022 | 0.00 | 0.00 | 0.00 | 0.00 | 0.00 | 12.85 | I | 12.85 | 0.00 | 0.00 | 346.01 | 61.67 | 0.00 | 0.00 | 0.00 | 420.53 |
| | 371.71 | 0.00 | 0.00 | 0.00 | 0.00 | 12.85 | | 12.85 | 0.00 | 0.00 | 346.01 | 61.67 | 0.00 | 0.00 | 0.00 | 420.53 |
| | <i>Net Cash Distribution:</i> | | 371.71 | | | | | | | | | | | | | |
| | | | | | | | | | | | | | | | | |
| UMAX.AX Betashares S&p 500 Yield Maximiser Fund (managed Fund) | | | | | | | | | | | | | | | | |
| 18/10/2021 | 388.37 | | | | | | S | | | | | | | | | 0.00 |
| 19/01/2022 | 376.38 | | | | | | S | | | | | | | | | 0.00 |
| 20/04/2022 | 565.62 | | | | | | S | | | | | | | | | 0.00 |
| 30/06/2022 | 523.43 | | | | | | S | | | | | | | | | 0.00 |
| 30/06/2022 | 0.00 | 0.00 | 0.00 | 0.05 | 0.00 | 406.79 | I | 406.79 | 0.00 | 26.65 | 620.82 | 62.23 | 0.00 | 0.00 | 392.70 | 1,116.54 |
| | 1,853.80 | 0.00 | 0.00 | 0.05 | 0.00 | 406.79 | | 406.79 | 0.00 | 26.65 | 620.82 | 62.23 | 0.00 | 0.00 | 392.70 | 1,116.54 |
| | <i>Net Cash Distribution:</i> | | 1,853.80 | | | | | | | | | | | | | |
| | | | | | | | | | | | | | | | | |
| VHY.AX Vanguard Australian Shares High Yield Etf | | | | | | | | | | | | | | | | |
| 18/10/2021 | 88.80 | | | | | | S | | | | | | | | | 0.00 |

SUPER 630

Distribution Reconciliation Report

For The Period 01 July 2021 - 30 June 2022

| Date | Payment Received | Non Primary Production Income (A) * ₁ | | | | Distributed Capital Gains (B) * ₂ | | | | | Foreign Income * ₃ | | Non-Assessable | | | Taxable Income | |
|-------------------------------|------------------|--------------------------------------------------|--------------|-----------------|------------------|----------------------------------------------|---------------------|----------------|-------------|--------------|-------------------------------|-----------------|----------------|-------------|------------------------------------|-----------------|--------|
| | | Franked | Unfranked | Interest/ Other | Franking Credits | Discounted (After Discount) | Rate * ₅ | CGT Concession | Indexed | Other | Foreign Income | Foreign Credits | Tax Exempt | Tax Free | Tax Deferred / AMIT * ₆ | | |
| 19/01/2022 | 27.00 | | | | | | S | | | | | | | | | 0.00 | |
| 20/04/2022 | 46.38 | | | | | | S | | | | | | | | | 0.00 | |
| 30/06/2022 | 381.55 | | | | | | S | | | | | | | | | 0.00 | |
| 30/06/2022 | 0.00 | 508.17 | 20.82 | 9.12 | 226.54 | 0.00 | I | 0.00 | 0.00 | 0.00 | 5.17 | 0.00 | 0.00 | 0.00 | 0.00 | 0.45 | 769.82 |
| | 543.73 | 508.17 | 20.82 | 9.12 | 226.54 | 0.00 | | 0.00 | 0.00 | 0.00 | 5.17 | 0.00 | 0.00 | 0.00 | 0.00 | 0.45 | 769.82 |
| <i>Net Cash Distribution:</i> | 543.73 | | | | | | | | | | | | | | | | |
| | 2,769.24 | 508.17 | 20.82 | 9.17 | 226.54 | 419.64 | | 419.64 | 0.00 | 26.65 | 972.00 | 123.90 | 0.00 | 0.00 | 393.15 | 2,306.89 | |

SUPER 630

Distribution Reconciliation Report

For The Period 01 July 2021 - 30 June 2022

| Date | Non Primary Production Income (A) * ₁ | | | | Distributed Capital Gains (B) * ₂ | | | | Foreign Income * ₃ | | | Non-Assessable | | | Taxable Income | |
|--------------|--------------------------------------------------|---------------|--------------|-----------------|----------------------------------------------|-----------------------------|---------------------|----------------|-------------------------------|--------------|----------------|-----------------|-------------|-------------|----------------|------------------------------------|
| | Payment Received | Franked | Unfranked | Interest/ Other | Franking Credits | Discounted (After Discount) | Rate * ₅ | CGT Concession | Indexed | Other | Foreign Income | Foreign Credits | Tax Exempt | Tax Free | | Tax Deferred / AMIT * ₆ |
| TOTAL | 2,769.24 | 508.17 | 20.82 | 9.17 | 226.54 | 419.64 | | 419.64 | 0.00 | 26.65 | 972.00 | 123.90 | 0.00 | 0.00 | 393.15 | 2,306.89 |

Total Distributed Gains

| Discount Rate | Discounted | Gross |
|-------------------|---------------|---------------|
| Superfund 1/3 | 0.00 | 0.00 |
| Individual 50%(I) | 419.64 | 865.93 |
| Total | 419.64 | 865.93 |

*₁ Summary of Non Primary Production Income (A)

| Tax Label | Franked | Unfranked | Interest/Other | Less Other Deduction | Income Before Credits * ₇ | Franking Credits | Total Including Credits |
|-------------------------------|---------|-----------|----------------|----------------------|--------------------------------------|------------------|-------------------------|
| 11M Gross trust distributions | 508.17 | 20.82 | 9.17 | 0.00 | 538.16 | 226.54 | 764.70 |

*₂ Forms part of the Net Capital Gains calculation for Tax Label 11A.

*₃ Forms part of the Foreign Credits calculation for Tax Label 11D, D1, 13C1.

*₄ Taxable Income is designed to match Tax Statement provided by Fund Manager.

Taxable Income in the SMSF Annual Return will be different due to application of Capital Losses in Net Capital Gain calculation and application of different discount method.

*₅ This is the discount rate selected for the transaction. "S" being Super Funds at 1/3 and "I" being Individual at 50%.

*₆ AMIT cost base net increase is reflected as negative amount i.e. negative tax deferred and AMIT cost base net decrease is reflected as positive amount i.e. positive tax deferred.

*₇ Sum of Income Before Credits reconciles with Taxable Trust Distributions in Statement of Taxable Income.

^ Variance between Payment Received and Net Cash Distribution.

iShares S&P 500 ETF

ARSN 625 112 370
BlackRock Investment Management (Australia) Limited
ABN 13 006 165 975 AFSL 230523

Update your information:

 www.investorcentre.com/au/contact

 Computershare Investor Services Pty Limited
GPO Box 2975 Melbourne
Victoria 3001 Australia
Enquiries: (within Australia) 1-300-ishare (474 273)
(international) +61 3 9415 4695

177223 000 IVV



MR GARY GEORGE ORTH &
MRS WENDY COLBURN ORTH
<SUPER 630 A/C>
PO BOX 1350 DC
TOOWONG QLD 4066

TFN/ABN Status: Quoted

Holder Identification Number (HIN)

HIN WITHHELD

ATTRIBUTION MANAGED INVESTMENT TRUST MEMBER ANNUAL TAX STATEMENT FOR YEAR ENDED 30 JUNE 2022

The following tax return items are valid for Australian resident individual unitholders only.

PART A – SUMMARY OF 2022 TAX RETURN (SUPPLEMENTARY SECTION) ITEMS

| Item | Tax Return Label | Tax Attribution Amount |
|----------------------------------------------------------|------------------|------------------------|
| Share of non-primary production income | 13U | \$0.00 |
| Franked distributions from trusts | 13C | \$0.00 |
| Share of franking credits from franked dividends | 13Q | \$0.00 |
| Share of credit for TFN amounts withheld | 13R | \$0.00 |
| Share of credit for foreign resident withholding amounts | 13A | \$0.00 |
| Net capital gain | 18A | \$12.85 |
| Total current year capital gains | 18H | \$25.70 |
| Assessable foreign source income | 20E | \$407.68 |
| Other net foreign source income | 20M | \$407.68 |
| Foreign income tax offset | 20O | \$61.67 |

PART B – COMPONENTS OF DISTRIBUTION

| Item | Cash Distribution | Tax Paid/Offsets | Tax Attribution |
|--------------------------------------------------------------|-------------------|------------------|-----------------|
| Australian income | | | |
| Unfranked distributions | | | \$0.00 |
| Unfranked CFI distributions | | | \$0.00 |
| Interest (subject to non resident WHT) | | | \$0.00 |
| Interest (not subject to non resident WHT) | | | \$0.00 |
| Other income - clean building MIT income | | | \$0.00 |
| Other income - excluded from NCMI | | | \$0.00 |
| Other income - NCMI | | | \$0.00 |
| Other income | | | \$0.00 |
| Non primary production income | | | \$0.00 |
| Franked distributions | | \$0.00 | \$0.00 |
| Capital gains | | | |
| Discounted capital gains TAP - clean building MIT income | | | \$0.00 |
| Discounted capital gains TAP - excluded from NCMI | | | \$0.00 |
| Discounted capital gains TAP - NCMI | | | \$0.00 |
| Discounted capital gains TAP | | | \$0.00 |
| Discounted capital gains NTAP | | | \$12.85 |
| Capital gains – other method TAP - clean building MIT income | | | \$0.00 |
| Capital gains – other method TAP - excluded from NCMI | | | \$0.00 |
| Capital gains – other method TAP - NCMI | | | \$0.00 |
| Capital gains – other method TAP | | | \$0.00 |
| Capital gains – other method NTAP | | | \$0.00 |
| Net capital gain | | | \$12.85 |
| AMIT CGT gross up amount | | | \$12.85 |
| Other capital gains distribution | | | |
| Total current year capital gains | | | \$25.70 |
| Return of capital | | | |
| Foreign income | | | |
| Assessable foreign source income | | \$61.67 | \$407.68 |
| Other non-assessable amounts | | | |
| Non-assessable non-exempt amount | | | \$0.00 |
| Net exempt income | | | |
| Other non-attributable amounts | | | |
| Gross amount | \$371.71 | | \$433.38 |
| AMIT cost base net amount - excess (reduce cost base) | | | \$0.00 |
| AMIT cost base net amount - shortfall (increase cost base) | | | \$0.00 |
| Less TFN amounts withheld | \$0.00 | | |
| Less non-resident withholding tax | | | |
| - Interest / dividend amounts withheld | \$0.00 | | |
| - Fund payment amounts withheld | \$0.00 | | |
| Net cash distribution | \$371.71 | | |

To assist you in completing your tax return, you may refer to the iShares tax booklet available here:

<https://www.blackrock.com/au/individual/literature/tax-information/australian-tax-booklet-for-australian-domiciled-ishares-etfs-en-au.pdf>

PLEASE RETAIN THIS STATEMENT FOR INCOME TAX PURPOSES



BetaShares

Exchange Traded Funds

Responsible Entity: BetaShares Capital Ltd
ABN 78 139 566 868 | AFSL 341181
ARSN 169 906 530

All Registry communications to:
C/- Link Market Services Limited
Locked Bag A14, Sydney South, NSW, 1235
Telephone: +61 1300 420 094
ASX Code: UMAX
Email: betashares@linkmarketservices.com.au
Website: www.linkmarketservices.com.au

037 069383

MR GARY GEORGE ORTH &
MRS WENDY COLBURN ORTH
<SUPER 630 A/C>
PO BOX 1350 DC
TOOWONG QLD 4066

Date: 31 July 2022
Reference No.: X*****7450

BETASHARES S&P 500 YIELD MAXIMISER FUND (MANAGED FUND) Attribution Managed Investment Trust Member Annual Statement for the year ended 30 June 2022

Part A : Summary of 2022 tax return (supplementary section) items for a resident individual

| Tax return (supplementary section) | Amount | Tax return label |
|---------------------------------------------------------------------------------------------------|----------|------------------|
| Share of net income from trusts, less net capital gains, foreign income and franked distributions | \$0.05 | 13U |
| Franked distribution from trusts | \$0.00 | 13C |
| Share of franking credits from franked dividends | \$0.00 | 13Q |
| Share of credit for tax file number amounts withheld from interest, dividends and unit trust | \$0.00 | 13R |
| Share of credit for foreign resident withholding amounts (excluding capital gains) | \$0.00 | 13A |
| Net capital gain | \$433.44 | 18A |
| Total current year capital gains | \$840.23 | 18H |
| CFC Income | \$0.00 | 19K |
| Assessable foreign source income | \$683.05 | 20E |
| Other net foreign source income | \$683.05 | 20M |
| Australian franking credits from a New Zealand franking company | \$0.00 | 20F |
| Foreign income tax offset * | \$62.23 | 20O |

*To work out your foreign income tax offset (FITO) entitlement, see the '20 Foreign source income and foreign assets or property' section of the instructions for the 2022 Tax Return for Individuals (Supplementary Section) or the Guide to foreign tax offset rules 2022.

| Capital gains tax information - Additional information for item 18 | Amount | |
|--------------------------------------------------------------------|-----------------|---------------------|
| Capital gains - Discounted method | \$813.58 | (grossed up amount) |
| Capital gains - Other method | \$26.65 | |
| Total current year capital gains | \$840.23 | |

| Part B: Components of attribution | Tax paid or franking credit gross up | Attributable amount |
|-------------------------------------------------------------------------------|-----------------------------------------|---------------------|
| Australian Income | | |
| Interest (subject to non - resident withholding tax) | | \$0.00 |
| Interest (not subject to non - resident withholding tax) | | \$0.00 |
| Dividends - unfranked amount declared to be CFI | | \$0.00 |
| Dividends - unfranked amount not declared to be CFI | | \$0.00 |
| Other assessable Australian income (Other) | | \$0.05 |
| Other assessable Australian income (NCMI) | | \$0.00 |
| Other assessable Australian income (Excluded from NCMI) | | \$0.00 |
| Other assessable Australian income (CBMI) | | \$0.00 |
| Non-primary production income | | \$0.05 |
| Dividends - Franked amount (Franked distributions) | \$0.00 | \$0.00 |
| Capital Gains | | |
| Capital gains – Discounted method TAP (Other) | | \$0.00 |
| Capital gains – Discounted method TAP (NCMI) | | \$0.00 |
| Capital gains – Discounted method TAP (Excluded from NCMI) | | \$0.00 |
| Capital gains – Discounted method TAP (CBMI) | | \$0.00 |
| Capital gains - Discounted method NTAP | | \$406.79 |
| Taxable foreign capital gains - Discounted method | \$0.00 | \$0.00 |
| Capital gains – Other method TAP (Other) | | \$0.00 |
| Capital gains – Other method TAP (NCMI) | | \$0.00 |
| Capital gains – Other method TAP (Excluded from NCMI) | | \$0.00 |
| Capital gains – Other method TAP (CBMI) | | \$0.00 |
| Capital gains - Other method NTAP | | \$26.65 |
| Taxable foreign capital gains - Other method | \$0.00 | \$0.00 |
| Net capital gains | \$0.00 | \$433.44 |
| AMIT CGT gross up amount | | \$406.79 |
| Other capital gains distribution | | |
| Total current year capital gains | \$0.00 | \$840.23 |
| Foreign income | | |
| Other net foreign source income | \$62.23 | \$683.05 |
| Assessable foreign source income | \$62.23 | \$683.05 |
| Australian franking credit from a New Zealand franking company | \$0.00 | \$0.00 |
| CFC income | | \$0.00 |
| Total foreign income | \$62.23 | \$683.05 |
| Non-assessable amounts | | |
| Net exempt income | | \$0.00 |
| Non-assessable non-exempt amount | | \$0.00 |
| Other non-attributable amounts | | \$392.70 |
| Total Non-assessable amounts | | \$392.70 |
| Cash distribution | | |
| | | Cash amounts |
| Gross cash distribution | | \$1,853.80 |
| Less: TFN amounts withheld | | \$0.00 |
| Less: Non-resident tax withheld on interest and dividends | | \$0.00 |
| Less: Non-resident tax withheld on fund payments | | \$0.00 |
| Net cash distribution | | \$1,853.80 |
| Tax offsets | | |
| Franking credit tax offset from Australian resident companies | | \$0.00 |
| Foreign income tax offset - Other net foreign source income | | \$62.23 |
| Foreign income tax offset - Taxable foreign capital gains - Discounted method | | \$0.00 |
| Foreign income tax offset - Taxable foreign capital gains - Other method | | \$0.00 |
| Australian franking credit from a New Zealand franking company | | \$0.00 |
| Total tax offsets | | \$62.23 |
| Attributed Managed Investment Trust ('AMIT') cost base | | |
| AMIT cost base net amount - excess (decrease cost base) | | \$392.70 |
| AMIT cost base net amount - shortfall (increase cost base) | | \$0.00 |

Tax Guide

The Annual Tax Guide contains general information about how to use this statement when you prepare your 2022 Tax Return.

To view the 2022 Tax Guide, please visit: <http://www.betashares.com.au/TaxGuide>

This statement contains important information. Please retain it for taxation purposes as a charge may be levied for replacement. To view or change your Unitholder details, please visit our investor website at www.linkmarketservices.com.au

Stay informed with the latest investment news, economic insights, and portfolio construction information. Subscribe to BetaShares' weekly newsletter www.betashares.com.au/subscribe

Contact Us:



Online:
www-au.computershare.com/Investor/Contact



By Mail:
Computershare Investor Services Pty Limited
GPO Box 2975 Melbourne
Victoria 3001 Australia

┌ 130764 000 VHY
MR GARY GEORGE ORTH &
MRS WENDY COLBURN ORTH
<SUPER 630 A/C>
PO BOX 1350 DC
TOOWONG QLD 4066

Enquiries:

(within Australia) 1300 757 905
(international) +61 3 9415 4813

Holder Identification Number (HIN)

HIN WITHHELD

ATTRIBUTION MANAGED INVESTMENT TRUST MEMBER ANNUAL TAX STATEMENT FOR YEAR ENDED 30 JUNE 2022

The following tax return items are valid for Australian resident individual unitholders only.

| PART A – SUMMARY OF 2022 TAX RETURN (SUPPLEMENTARY SECTION) ITEMS | | | |
|---------------------------------------------------------------------------------------------------|-------------------|------------------|-----------------|
| Item | Tax Return Label | Amount | |
| Share of net income from trusts, less net capital gains, foreign income and franked distributions | 13U | \$29.94 | |
| Franked distributions from trusts | 13C | \$734.71 | |
| Share of franking credits from franked dividends | 13Q | \$226.54 | |
| Share of credit for TFN amounts withheld | 13R | \$0.00 | |
| Share of credit for foreign resident withholding amounts | 13A | \$0.00 | |
| Net capital gain | 18A | \$0.00 | |
| Total current year capital gains | 18H | \$0.00 | |
| Assessable foreign source income | 20E | \$5.17 | |
| Other net foreign source income | 20M | \$5.17 | |
| Foreign income tax offset | 20O | \$0.00 | |
| PART B – COMPONENTS OF ATTRIBUTION | | | |
| Item | Cash Distribution | Tax Paid/Offsets | Attribution |
| Australian Income | | | |
| Unfranked distributions | \$5.62 | | \$4.31 |
| Unfranked CFI distributions | \$16.41 | | \$16.51 |
| Interest - subject to non resident WHT | \$0.75 | | \$6.97 |
| Interest - not subject to non resident WHT | \$0.00 | | \$0.00 |
| Other income - clean building MIT income | \$0.00 | | \$0.00 |
| Other income - excluded from NCMI | \$0.00 | | \$0.00 |
| Other income - NCMI | \$0.03 | | \$0.43 |
| Other income | \$9.51 | | \$1.72 |
| Non primary production income | \$32.32 | | \$29.94 |
| Franked distributions | \$506.27 | \$226.54 | \$734.71 |
| Capital Gains | | | |
| Discounted capital gains TAP - clean building MIT income | \$0.00 | | \$0.00 |
| Discounted capital gains TAP - excluded from NCMI | \$0.00 | | \$0.00 |
| Discounted capital gains TAP - NCMI | \$0.00 | | \$0.00 |
| Discounted capital gains TAP | \$0.00 | | \$0.00 |
| Discounted capital gains NTAP | \$0.00 | | \$0.00 |
| Capital gains – other method TAP - clean building MIT income | \$0.00 | | \$0.00 |
| Capital gains – other method TAP - excluded from NCMI | \$0.00 | | \$0.00 |
| Capital gains – other method TAP - NCMI | \$0.00 | | \$0.00 |
| Capital gains – other method TAP | \$0.00 | | \$0.00 |
| Capital gains – other method NTAP | \$0.00 | | \$0.00 |
| Net capital gain | \$0.00 | | \$0.00 |
| AMIT CGT gross up amount | | | \$0.00 |
| Other capital gains distribution | \$0.00 | | \$0.00 |
| Total current year capital gains | \$0.00 | | \$0.00 |
| Foreign Income | | | |
| Assessable foreign source income | \$5.14 | \$0.00 | \$5.17 |
| Other Non-assessable Amounts | | | |
| Non-assessable non-exempt amount | \$0.00 | | \$0.00 |
| Net exempt income | \$0.00 | | \$0.00 |
| Other non-attributable amounts | \$0.00 | | \$0.00 |
| Gross Amount | \$543.73 | | \$769.82 |
| AMIT cost base net amount - excess (reduce cost base) | | | \$0.45 |
| AMIT cost base net amount - shortfall (increase cost base) | | | \$0.00 |
| Less TFN amounts withheld | \$0.00 | | \$0.00 |
| Less non-resident withholding tax | | | \$0.00 |
| - Interest / dividend amounts withheld | \$0.00 | | \$0.00 |
| - Fund payment amounts withheld | \$0.00 | | \$0.00 |
| Net Cash Distribution | \$543.73 | | |

23900 - Dividends Received

2022 Financial Year

Preparer Louise Montiel

Reviewer Steven Lee

Status Completed

| Account Code | Description | CY Balance | LY Balance | Change |
|--------------|-------------------------------------------------|-------------------|-------------------|----------|
| AMP.AX | AMP Limited | | (\$156.20) | 100% |
| ANZ.AX | Australia And New Zealand Banking Group Limited | (\$1,080.62) | (\$456.60) | 136.67% |
| AZJ.AX | Aurizon Holdings Limited | (\$2,202.00) | (\$1,138.00) | 93.5% |
| BHP.AX | BHP Group Limited | (\$19,628.61) | (\$4,532.61) | 333.05% |
| CBA.AXW | Commonwealth Bank Of Australia. | (\$550.00) | (\$1,426.00) | (61.43)% |
| NAB.AX | National Australia Bank Limited | (\$4,041.14) | (\$1,700.70) | 137.62% |
| NSC.AX | Naos Small Cap Opportunities Company Limited | (\$512.98) | (\$468.58) | 9.48% |
| ORG.AXW | Origin Energy Limited | (\$305.60) | (\$343.80) | (11.11)% |
| SOL.AX | Washington H Soul Pattinson & Company Limited | (\$2,155.00) | (\$1,342.00) | 60.58% |
| STO.AXW | Santos Limited | (\$557.38) | (\$263.80) | 111.29% |
| TLS.AX | Telstra Corporation Limited. | (\$1,720.80) | (\$1,720.80) | 0% |
| WAM.AX | WAM Capital Limited | (\$775.00) | (\$775.00) | 0% |
| WES.AX | Wesfarmers Limited | (\$1,122.00) | (\$1,207.80) | (7.1)% |
| WOR.AX | Worley Limited | (\$1,000.00) | (\$500.00) | 100% |
| WPL.AX | Woodside Petroleum Ltd | (\$1,184.93) | (\$326.27) | 263.17% |
| TOTAL | | CY Balance | LY Balance | |
| | | (\$36,836.06) | (\$16,358.16) | |

Supporting Documents

- Investment Income Comparison Report Report
- Dividend Reconciliation Report Report
- BHP_Payment_Advice_2022_06_01.pdf BHP.AX

Standard Checklist

- Attach copies of all dividend statements
- Attach copy of Dividend Reconciliation Report
- Attach copy of Investment Income Comparison Report

SUPER 630**Dividend Reconciliation Report**

For The Period 01 July 2021 - 30 June 2022

| Date | Net Payment Received | Australian Income | | | Foreign Income | | | Withheld | | |
|--------------------------------------------------------|----------------------|-------------------|-----------|------------------|----------------|-----------------|------------|--------------|--------------|---------------|
| | | Unfranked | Franked | Franking Credits | Foreign Income | Foreign Credits | NZ Credits | TFN Withheld | Non-Resident | LIC Deduction |
| Shares in Listed Companies (Australian) | | | | | | | | | | |
| ANZ.AX Australia And New Zealand Banking Group Limited | | | | | | | | | | |
| 01/07/2021 | 532.70 | 0.00 | 532.70 | 228.30 | | | | | | |
| 16/12/2021 | 547.92 | 0.00 | 547.92 | 234.82 | | | | | | |
| | 1,080.62 | 0.00 | 1,080.62 | 463.12 | | | | | | |
| AZJ.AX Aurizon Holdings Limited | | | | | | | | | | |
| 22/09/2021 | 1,152.00 | 345.60 | 806.40 | 345.60 | | | | | | |
| 30/03/2022 | 1,050.00 | 52.50 | 997.50 | 427.50 | | | | | | |
| | 2,202.00 | 398.10 | 1,803.90 | 773.10 | | | | | | |
| BHP.AX BHP Group Limited | | | | | | | | | | |
| 21/09/2021 | 5,957.30 | 0.00 | 5,957.30 | 2,553.13 | | | | | | |
| 28/03/2022 | 4,564.75 | 0.00 | 4,564.75 | 1,956.32 | | | | | | |
| 01/06/2022 | 9,106.56 | 0.00 | 9,106.56 | 3,902.81 | | | | | | |
| | 19,628.61 | 0.00 | 19,628.61 | 8,412.26 | | | | | | |
| CBA.AX Commonwealth Bank Of Australia. | | | | | | | | | | |
| 29/09/2021 | 550.00 | 0.00 | 550.00 | 235.71 | | | | | | |
| | 550.00 | 0.00 | 550.00 | 235.71 | | | | | | |

SUPER 630

Dividend Reconciliation Report

For The Period 01 July 2021 - 30 June 2022

| Date | Net Payment Received | Australian Income | | | Foreign Income | | | Withheld | | |
|------------------------------------------------------|----------------------|-------------------|----------|------------------|----------------|-----------------|------------|--------------|--------------|---------------|
| | | Unfranked | Franked | Franking Credits | Foreign Income | Foreign Credits | NZ Credits | TFN Withheld | Non-Resident | LIC Deduction |
| NAB.AX National Australia Bank Limited | | | | | | | | | | |
| 02/07/2021 | 1,909.20 | 0.00 | 1,909.20 | 818.23 | | | | | | |
| 15/12/2021 | 2,131.94 | 0.00 | 2,131.94 | 913.69 | | | | | | |
| | 4,041.14 | 0.00 | 4,041.14 | 1,731.92 | | | | | | |
| NSC.AX Naos Small Cap Opportunities Company Limited | | | | | | | | | | |
| 20/09/2021 | 123.31 | 0.00 | 123.31 | 52.85 | | | | | | |
| 30/11/2021 | 123.31 | 0.00 | 123.31 | 52.85 | | | | | | |
| 25/03/2022 | 133.18 | 0.00 | 133.18 | 57.08 | | | | | | |
| 06/06/2022 | 133.18 | 0.00 | 133.18 | 57.08 | | | | | | |
| | 512.98 | 0.00 | 512.98 | 219.86 | | | | | | |
| ORG.AX Origin Energy Limited | | | | | | | | | | |
| 01/10/2021 | 114.60 | 114.60 | 0.00 | 0.00 | | | | | | |
| 25/03/2022 | 191.00 | 191.00 | 0.00 | 0.00 | | | | | | |
| | 305.60 | 305.60 | 0.00 | 0.00 | | | | | | |
| SOL.AX Washington H Soul Pattinson & Company Limited | | | | | | | | | | |
| 14/12/2021 | 792.00 | 0.00 | 792.00 | 339.43 | | | | | | |
| 13/05/2022 | 1,363.00 | 0.00 | 1,363.00 | 584.14 | | | | | | |

SUPER 630**Dividend Reconciliation Report**

For The Period 01 July 2021 - 30 June 2022

| Date | Net Payment Received | Australian Income | | | Foreign Income | | | Withheld | | |
|-------------------------------------|----------------------|-------------------|----------|------------------|----------------|-----------------|------------|--------------|--------------|---------------|
| | | Unfranked | Franked | Franking Credits | Foreign Income | Foreign Credits | NZ Credits | TFN Withheld | Non-Resident | LIC Deduction |
| | 2,155.00 | 0.00 | 2,155.00 | 923.57 | | | | | | |
| STO.AX Santos Limited | | | | | | | | | | |
| 21/09/2021 | 219.89 | 0.00 | 219.89 | 94.24 | | | | | | |
| 24/03/2022 | 337.49 | 101.25 | 236.24 | 101.25 | | | | | | |
| | 557.38 | 101.25 | 456.13 | 195.49 | | | | | | |
| TLS.AX Telstra Corporation Limited. | | | | | | | | | | |
| 23/09/2021 | 860.40 | 0.00 | 860.40 | 368.74 | | | | | | |
| 01/04/2022 | 860.40 | 0.00 | 860.40 | 368.74 | | | | | | |
| | 1,720.80 | 0.00 | 1,720.80 | 737.48 | | | | | | |
| WAM.AX WAM Capital Limited | | | | | | | | | | |
| 29/10/2021 | 387.50 | 0.00 | 387.50 | 166.07 | | | | | | |
| 17/06/2022 | 387.50 | 0.00 | 387.50 | 166.07 | | | | | | |
| | 775.00 | 0.00 | 775.00 | 332.14 | | | | | | |
| WES.AX Wesfarmers Limited | | | | | | | | | | |
| 07/10/2021 | 594.00 | 0.00 | 594.00 | 254.57 | | | | | | |
| 30/03/2022 | 528.00 | 0.00 | 528.00 | 226.29 | | | | | | |
| | 1,122.00 | 0.00 | 1,122.00 | 480.86 | | | | | | |

SUPER 630**Dividend Reconciliation Report**

For The Period 01 July 2021 - 30 June 2022

| Date | Net Payment Received | Australian Income | | | Foreign Income | | | Withheld | | |
|-------------------------------|----------------------|-------------------|------------------|------------------|----------------|-----------------|------------|--------------|--------------|---------------|
| | | Unfranked | Franked | Franking Credits | Foreign Income | Foreign Credits | NZ Credits | TFN Withheld | Non-Resident | LIC Deduction |
| WOR.AX Worley Limited | | | | | | | | | | |
| 29/09/2021 | 500.00 | 500.00 | 0.00 | 0.00 | | | | | | |
| 30/03/2022 | 500.00 | 500.00 | 0.00 | 0.00 | | | | | | |
| | 1,000.00 | 1,000.00 | 0.00 | 0.00 | | | | | | |
| WPL.AX Woodside Petroleum Ltd | | | | | | | | | | |
| 24/09/2021 | 259.75 | 0.00 | 259.75 | 111.32 | | | | | | |
| 23/03/2022 | 925.18 | 0.00 | 925.18 | 396.51 | | | | | | |
| | 1,184.93 | 0.00 | 1,184.93 | 507.83 | | | | | | |
| | 36,836.06 | 1,804.95 | 35,031.11 | 15,013.34 | | | | | | |

SUPER 630

Dividend Reconciliation Report

For The Period 01 July 2021 - 30 June 2022

| Date | Net Payment Received | Australian Income | | | Foreign Income | | | Withheld | | |
|-------|----------------------|-------------------|-----------|------------------|----------------|-----------------|------------|--------------|--------------|---------------|
| | | Unfranked | Franked | Franking Credits | Foreign Income | Foreign Credits | NZ Credits | TFN Withheld | Non-Resident | LIC Deduction |
| TOTAL | 36,836.06 | 1,804.95 | 35,031.11 | 15,013.34 | | | | | | |

Tax Return Reconciliation

| | Totals | Tax Return Label |
|-------------------|-----------|------------------|
| Unfranked | 1,804.95 | J |
| Franked Dividends | 35,031.11 | K |
| Franking Credits | 15,013.34 | L |

SUPER 630

Investment Income Comparison Report

As at 30 June 2022

| Investment | Ledger Data | | | ASX & UUT Data | | | | | | | |
|------------------------------------------------|-------------------------------------------------|---------------|-----------------|----------------|------------------|---------------|------------------|-----------------------|------------------|---------------------|--------|
| | Transaction Date | Income Amount | Franking Credit | Date Payable | Ex Div/Dist Date | Units On Hand | 45 Day Qualified | Amount per share/unit | Estimated Income | Estimated Franking* | |
| Reconciled | | | | | | | | | | | |
| Shares in Listed Companies (Australian) | | | | | | | | | | | |
| ANZ.AX | Australia And New Zealand Banking Group Limited | 01/07/2021 | 532.70 | 228.30 | 01/07/2021 | 10/05/2021 | 761.00 | 761.00 | 0.7000 | 532.70 | 228.30 |
| ANZ.AX | Australia And New Zealand Banking Group Limited | 16/12/2021 | 547.92 | 234.82 | 16/12/2021 | 08/11/2021 | 761.00 | 761.00 | 0.7200 | 547.92 | 234.82 |
| AZJ.AX | Aurizon Holdings Limited | 22/09/2021 | 1,152.00 | 345.60 | 22/09/2021 | 23/08/2021 | 8,000.00 | 8,000.00 | 0.1440 | 1,152.00 | 345.60 |
| AZJ.AX | Aurizon Holdings Limited | 30/03/2022 | 1,050.00 | 427.50 | 30/03/2022 | 28/02/2022 | 10,000.00 | 10,000.00 | 0.1050 | 1,050.00 | 427.50 |
| CBA.AX | Commonwealth Bank Of Australia. | 29/09/2021 | 550.00 | 235.71 | 29/09/2021 | 17/08/2021 | 275.00 | 275.00 | 2.0000 | 550.00 | 235.71 |
| NAB.AX | National Australia Bank Limited | 02/07/2021 | 1,909.20 | 818.23 | 02/07/2021 | 13/05/2021 | 3,182.00 | 3,182.00 | 0.6000 | 1,909.20 | 818.23 |
| NAB.AX | National Australia Bank Limited | 15/12/2021 | 2,131.94 | 913.69 | 15/12/2021 | 15/11/2021 | 3,182.00 | 3,182.00 | 0.6700 | 2,131.94 | 913.69 |
| NSC.AX | Naos Small Cap Opportunities Company Limited | 20/09/2021 | 123.31 | 52.85 | 20/09/2021 | 31/08/2021 | 9,865.00 | 9,865.00 | 0.0125 | 123.31 | 52.85 |
| NSC.AX | Naos Small Cap Opportunities Company Limited | 30/11/2021 | 123.31 | 52.85 | 30/11/2021 | 10/11/2021 | 9,865.00 | 9,865.00 | 0.0125 | 123.31 | 52.85 |
| NSC.AX | Naos Small Cap Opportunities Company Limited | 25/03/2022 | 133.18 | 57.08 | 25/03/2022 | 07/03/2022 | 9,865.00 | 9,865.00 | 0.0135 | 133.18 | 57.08 |
| NSC.AX | Naos Small Cap Opportunities Company Limited | 06/06/2022 | 133.18 | 57.08 | 06/06/2022 | 09/05/2022 | 9,865.00 | 9,865.00 | 0.0135 | 133.18 | 57.08 |
| ORG.AX | Origin Energy Limited | 01/10/2021 | 114.60 | 0.00 | 01/10/2021 | 07/09/2021 | 1,528.00 | 1,528.00 | 0.0750 | 114.60 | 0.00 |
| ORG.AX | Origin Energy Limited | 25/03/2022 | 191.00 | 0.00 | 25/03/2022 | 01/03/2022 | 1,528.00 | 1,528.00 | 0.1250 | 191.00 | 0.00 |
| SOL.AX | Washington H Soul Pattinson & Company Limited | 14/12/2021 | 792.00 | 339.43 | 14/12/2021 | 19/11/2021 | 2,200.00 | 2,200.00 | 0.3600 | 792.00 | 339.43 |
| SOL.AX | Washington H Soul Pattinson & Company Limited | 13/05/2022 | 1,363.00 | 584.14 | 13/05/2022 | 20/04/2022 | 4,700.00 | 4,700.00 | 0.2900 | 1,363.00 | 584.14 |
| STO.AX | Santos Limited | 21/09/2021 | 219.89 | 94.24 | 21/09/2021 | 20/08/2021 | 2,858.00 | 2,858.00 | 0.0769 | 219.89 | 94.24 |
| STO.AX | Santos Limited | 24/03/2022 | 337.49 | 101.25 | 24/03/2022 | 21/02/2022 | 2,858.00 | 2,858.00 | 0.1181 | 337.49 | 101.25 |
| TLS.AX | Telstra Corporation Limited. | 23/09/2021 | 860.40 | 368.74 | 23/09/2021 | 25/08/2021 | 10,755.00 | 10,755.00 | 0.0800 | 860.40 | 368.74 |
| TLS.AX | Telstra Corporation Limited. | 01/04/2022 | 860.40 | 368.74 | 01/04/2022 | 02/03/2022 | 10,755.00 | 10,755.00 | 0.0800 | 860.40 | 368.74 |

SUPER 630

Investment Income Comparison Report

As at 30 June 2022

| Investment | Ledger Data | | | | ASX & UUT Data | | | | | | | |
|------------|------------------------|---------------|------------------|-----------------|------------------|---------------|------------------|-----------------------|------------------|---------------------|------------------|-----------------|
| | Transaction Date | Income Amount | Franking Credit | Date Payable | Ex Div/Dist Date | Units On Hand | 45 Day Qualified | Amount per share/unit | Estimated Income | Estimated Franking* | | |
| WAM.AX | WAM Capital Limited | 29/10/2021 | 387.50 | 166.07 | 29/10/2021 | 18/10/2021 | 5,000.00 | 5,000.00 | 0.0775 | 387.50 | 166.07 | |
| WAM.AX | WAM Capital Limited | 17/06/2022 | 387.50 | 166.07 | 17/06/2022 | 06/06/2022 | 5,000.00 | 5,000.00 | 0.0775 | 387.50 | 166.07 | |
| WES.AX | Wesfarmers Limited | 07/10/2021 | 594.00 | 254.57 | 07/10/2021 | 01/09/2021 | 660.00 | 660.00 | 0.9000 | 594.00 | 254.57 | |
| WES.AX | Wesfarmers Limited | 30/03/2022 | 528.00 | 226.29 | 30/03/2022 | 22/02/2022 | 660.00 | 660.00 | 0.8000 | 528.00 | 226.29 | |
| WOR.AX | Worley Limited | 29/09/2021 | 500.00 | 0.00 | 29/09/2021 | 31/08/2021 | 2,000.00 | 2,000.00 | 0.2500 | 500.00 | 0.00 | |
| WOR.AX | Worley Limited | 30/03/2022 | 500.00 | 0.00 | 30/03/2022 | 28/02/2022 | 2,000.00 | 2,000.00 | 0.2500 | 500.00 | 0.00 | |
| WPL.AX | Woodside Petroleum Ltd | 24/09/2021 | 259.75 | 111.32 | 24/09/2021 | 30/08/2021 | 633.00 | 633.00 | 0.4103 | 259.75 | 111.32 | |
| WPL.AX | Woodside Petroleum Ltd | 23/03/2022 | 925.18 | 396.51 | 23/03/2022 | 24/02/2022 | 633.00 | 633.00 | 1.4616 | 925.18 | 396.51 | |
| | | | 17,207.45 | 6,601.08 | | | | | | 10.4229 | 17,207.45 | 6,601.08 |

Units in Listed Unit Trusts (Australian)

| | | | | | | | | | | | |
|---------|--------------------------------------------------------|------------|--------|------|------------|------------|----------|----------|--------|--------|-------|
| IVV.AX | Ishares S&p 500 Etf | 13/10/2021 | 96.60 | | 13/10/2021 | 01/10/2021 | 50.00 | 50.00 | 1.9319 | 96.60 | 0.00 |
| IVV.AX | Ishares S&p 500 Etf | 05/01/2022 | 88.54 | | 05/01/2022 | 21/12/2021 | 50.00 | 50.00 | 1.7708 | 88.54 | 0.00 |
| IVV.AX | Ishares S&p 500 Etf | 13/04/2022 | 82.36 | | 13/04/2022 | 01/04/2022 | 50.00 | 50.00 | 1.6472 | 82.36 | 0.00 |
| IVV.AX | Ishares S&p 500 Etf | 30/06/2022 | 104.21 | 0.00 | | | | | | | |
| IVV.AX | Ishares S&p 500 Etf | | | | 13/07/2022 | 01/07/2022 | 50.00 | 50.00 | 2.0842 | 104.21 | 0.00 |
| UMAX.AX | Betashares S&p 500 Yield Maximiser Fund (managed Fund) | 18/10/2021 | 388.37 | | 18/10/2021 | 01/10/2021 | 1,500.00 | 1,500.00 | 0.2589 | 388.37 | 0.00 |
| UMAX.AX | Betashares S&p 500 Yield Maximiser Fund (managed Fund) | 19/01/2022 | 376.38 | | 19/01/2022 | 04/01/2022 | 1,500.00 | 1,500.00 | 0.2509 | 376.38 | 0.00 |
| UMAX.AX | Betashares S&p 500 Yield Maximiser Fund (managed Fund) | 20/04/2022 | 565.62 | | 20/04/2022 | 01/04/2022 | 1,500.00 | 1,500.00 | 0.3771 | 565.62 | 0.00 |
| UMAX.AX | Betashares S&p 500 Yield Maximiser Fund (managed Fund) | 30/06/2022 | 523.43 | 0.00 | | | | | | | |
| UMAX.AX | Betashares S&p 500 Yield Maximiser Fund (managed Fund) | | | | 18/07/2022 | 01/07/2022 | 1,500.00 | 1,500.00 | 0.3490 | 523.43 | 0.00 |
| VHY.AX | Vanguard Australian Shares High Yield Etf | 18/10/2021 | 88.80 | | 18/10/2021 | 01/10/2021 | 56.00 | 56.00 | 1.5857 | 88.80 | 35.42 |

SUPER 630

Investment Income Comparison Report

As at 30 June 2022

| Investment | | Ledger Data | | | ASX & UUT Data | | | | | | |
|------------------------------------------------|-------------------------------------------|------------------|------------------|------------------|----------------|------------------|---------------|------------------|-----------------------|------------------|---------------------|
| | | Transaction Date | Income Amount | Franking Credit | Date Payable | Ex Div/Dist Date | Units On Hand | 45 Day Qualified | Amount per share/unit | Estimated Income | Estimated Franking* |
| VHY.AX | Vanguard Australian Shares High Yield Etf | 19/01/2022 | 27.00 | | 19/01/2022 | 04/01/2022 | 56.00 | 56.00 | 0.4821 | 27.00 | 9.72 |
| VHY.AX | Vanguard Australian Shares High Yield Etf | 20/04/2022 | 46.38 | | 20/04/2022 | 01/04/2022 | 56.00 | 56.00 | 0.8281 | 46.38 | 18.48 |
| VHY.AX | Vanguard Australian Shares High Yield Etf | 30/06/2022 | 381.55 | 226.54 | | | | | | | |
| VHY.AX | Vanguard Australian Shares High Yield Etf | | | | 18/07/2022 | 01/07/2022 | 306.00 | 306.00 | 1.2469 | 381.54 | 154.17 |
| | | | 2,769.24 | 226.54 | | | | | 12.8128 | 2,769.23 | 217.79 |
| Unreconciled | | | | | | | | | | | |
| Shares in Listed Companies (Australian) | | | | | | | | | | | |
| BHP.AX | BHP Group Limited | 21/09/2021 | 5,957.30 | 2,553.13 | 21/09/2021 | 02/09/2021 | 2,194.00 | 2,194.00 | 2.7153 | 5,957.30 | 2,553.13 |
| BHP.AX | BHP Group Limited | 28/03/2022 | 4,564.75 | 1,956.32 | 28/03/2022 | 24/02/2022 | 2,194.00 | 2,194.00 | 2.0806 | 4,564.75 | 1,956.32 |
| BHP.AX | BHP Group Limited | 01/06/2022 | 9,106.56 | 3,902.81 | | | | | | | |
| | | | 19,628.61 | 8,412.26 | | | | | 4.7958 | 10,522.05 | 4,509.45 |
| | | | 39,605.30 | 15,239.88 | | | | | 28.0316 | 30,498.72 | 11,328.32 |

*Franking credit is estimated using 45 day qualified units. The estimation might not be accurate for preference shares and hedging arrangements.



BHP Group Limited
ABN 49 004 028 077

175729 000 BHP
MR GARY GEORGE ORTH &
MRS WENDY COLBURN ORTH
<SUPER 630 A/C>
PO BOX 1350 DC
TOOWONG QLD 4066

Update Your Details:



www.computershare.com.au/investor



(within Australia) 1300 503 833
(international) +61 3 9415 4188



Computershare Investor Services Pty Limited
GPO Box 2975 Melbourne
Victoria 3001 Australia

Your Shareholding

| SHARE CLASS | HOLDER NUMBER |
|-----------------|-------------------------|
| Ordinary Shares | HIN WITHHELD |
| TFN/ABN STATUS | |
| Quoted | |
| RECORD DATE | IN SPECIE DIVIDEND DATE |
| 26 May 2022 | 1 June 2022 |

You must keep this document for your tax records.

BHP Group Limited

In Specie Dividend Statement

On 1 June 2022, BHP Group Limited paid an in specie dividend of Woodside Energy Group Ltd shares (**Woodside shares**). The statement below represents the Woodside shares distributed to you or your entitlement to the Woodside shares (if you were a Selling Shareholder or an Ineligible Overseas Shareholder), based on the fully paid ordinary shares in BHP Group Limited registered in your name as at the Record Date. The value of the in specie dividend was based on the closing price of Woodside shares on 31 May 2022 (**Woodside closing price**). This dividend has been franked in Australia at a rate of 100% and the company tax rate used to determine the franking credit is 30%.

The in specie dividend is not a cash payment.

| Woodside closing price | Entitlement to Woodside shares* | Franked Amount | Unfranked Amount | Value of in specie dividend |
|----------------------------|---------------------------------|--------------------|------------------|-----------------------------|
| A\$29.76 | 306 | A\$9,106.56 | A\$0.00 | A\$9,106.56 |
| Australian Franking Credit | | | | A\$3,902.81 |

*BHP shareholders were entitled to receive one Woodside share for every 5.5340 BHP shares. BHP shareholders were entitled to a whole number of Woodside shares, with any entitlement to a fraction of a Woodside share that would have otherwise arisen being rounded down to the nearest whole number.

Tax information

A general summary of relevant taxation implications, including the tax outcomes of the in specie dividend for BHP shareholders, is outlined in Appendix 1 of the BHP ASX announcement dated 8 April 2022 which can be located at bhp.com/petroleum.

As this summary is general in nature, this information does not take into account the individual circumstances of particular holders and does not constitute tax advice. It is intended as a general guide only and holders should seek independent taxation advice on the tax implications based on their own individual circumstances.

For US tax resident shareholders, the market value of the in specie dividend will need to be converted into US dollars. The exchange rate used by BHP to determine the quantum of the in-specie dividend in US\$ was AUD/USD 0.7187.

For UK tax resident shareholders, the market value of the in specie dividend will need to be converted into British Pounds in accordance with a method prescribed for UK tax purposes.

Sale Facility

If you are a Selling Shareholder or an Ineligible Overseas Shareholder as at the Record Date, you will receive a separate statement for the sale proceeds payable to you as a result of the sale of the Woodside Shares that you were otherwise entitled to being sold under the Sale Facility.

24700 - Changes in Market Values of Investments

2022 Financial Year

Preparer Louise Montiel

Reviewer Steven Lee

Status Completed

| Account Code | Description | CY Balance | LY Balance | Change |
|--------------|-----------------------------------------|-------------------|-------------------|-----------|
| 24700 | Changes in Market Values of Investments | \$61,122.07 | (\$155,561.71) | (139.29)% |
| TOTAL | | CY Balance | LY Balance | |
| | | \$61,122.07 | (\$155,561.71) | |

Supporting Documents

- Net Capital Gains Reconciliation [Report](#)
- Market Movement [Report](#)
- Realised Capital Gain Report [Report](#)

Standard Checklist

- Attach copies of Source Documentation (Contract Notes, Broker Statements, Chess Statements, Contracts of Sale, Managed Fund Statements etc)
- Attach copy of Market Movement report
- Attach copy of Net Capital Gains Reconciliation
- Attach copy of Realised Capital Gain Report
- Ensure all Asset Disposals have been entered
- Ensure all Market Values have been entered for June 30
- Ensure all Tax Deferred Distributions have been entered

SUPER 630

Market Movement Report

As at 30 June 2022

| Investment | Date | Description | Unrealised | | | | Realised | | | Total |
|----------------------------------------------------------|-------------------|-----------------|------------------|--------------------------|--------------------|--------------|------------------|------------------|----------------------|------------------|
| | | | Units | Accounting Cost Movement | Market Movement | Depreciation | Balance | Consideration | Accounting Cost Base | |
| ANZ.AX - Australia And New Zealand Banking Group Limited | | | | | | | | | | |
| | 01/07/2021 | Opening Balance | 761.00 | 0.00 | 0.00 | 0.00 | 21,422.15 | 0.00 | 0.00 | 0.00 |
| | 30/04/2022 | Revaluation | 0.00 | 0.00 | (646.85) | 0.00 | 20,775.30 | 0.00 | 0.00 | 0.00 |
| | 31/05/2022 | Revaluation | 0.00 | 0.00 | (1,164.33) | 0.00 | 19,610.97 | 0.00 | 0.00 | 0.00 |
| | 30/06/2022 | Revaluation | 0.00 | 0.00 | (2,846.14) | 0.00 | 16,764.83 | 0.00 | 0.00 | 0.00 |
| | 30/06/2022 | | 761.00 | 0.00 | (4,657.32) | 0.00 | 16,764.83 | 0.00 | 0.00 | 0.00 |
| AZJ.AX - Aurizon Holdings Limited | | | | | | | | | | |
| | 01/07/2021 | Opening Balance | 8,000.00 | 0.00 | 0.00 | 0.00 | 29,760.00 | 0.00 | 0.00 | 0.00 |
| | 21/04/2022 | Purchase | 2,000.00 | 6,833.00 | 0.00 | 0.00 | 36,593.00 | 0.00 | 0.00 | 0.00 |
| | 30/04/2022 | Revaluation | 0.00 | 0.00 | 2,480.00 | 0.00 | 39,073.00 | 0.00 | 0.00 | 0.00 |
| | 31/05/2022 | Revaluation | 0.00 | 0.00 | (480.00) | 0.00 | 38,593.00 | 0.00 | 0.00 | 0.00 |
| | 30/06/2022 | Revaluation | 0.00 | 0.00 | (593.00) | 0.00 | 38,000.00 | 0.00 | 0.00 | 0.00 |
| | 30/06/2022 | | 10,000.00 | 6,833.00 | 1,407.00 | 0.00 | 38,000.00 | 0.00 | 0.00 | 0.00 |
| BHP.AX - BHP Group Limited | | | | | | | | | | |
| | 01/07/2021 | Opening Balance | 2,194.00 | 0.00 | 0.00 | 0.00 | 106,562.58 | 0.00 | 0.00 | 0.00 |
| | 21/04/2022 | Disposal | (500.00) | (15,699.64) | 0.00 | 0.00 | 90,862.94 | 26,709.87 | 15,699.64 | 11,010.23 |
| | 21/04/2022 | Writeback | 0.00 | 0.00 | (7,989.68) | 0.00 | 82,873.26 | 0.00 | 0.00 | 0.00 |
| | 30/04/2022 | Revaluation | 0.00 | 0.00 | (1,228.64) | 0.00 | 81,644.62 | 0.00 | 0.00 | 0.00 |
| | 31/05/2022 | Revaluation | 0.00 | 0.00 | (6,801.40) | 0.00 | 74,843.22 | 0.00 | 0.00 | 0.00 |
| | 30/06/2022 | Revaluation | 0.00 | 0.00 | (4,965.72) | 0.00 | 69,877.50 | 0.00 | 0.00 | 0.00 |
| | 30/06/2022 | | 1,694.00 | (15,699.64) | (20,985.44) | 0.00 | 69,877.50 | 26,709.87 | 15,699.64 | 11,010.23 |
| CBA.AXW - Commonwealth Bank Of Australia. | | | | | | | | | | |
| | 01/07/2021 | Opening Balance | 275.00 | 0.00 | 0.00 | 0.00 | 27,464.25 | 0.00 | 0.00 | 0.00 |
| | 21/04/2022 | Disposal | (275.00) | (15,430.84) | 0.00 | 0.00 | 12,033.41 | 29,103.52 | 15,430.84 | 13,672.68 |
| | 21/04/2022 | Writeback | 0.00 | 0.00 | (12,033.41) | 0.00 | 0.00 | 0.00 | 0.00 | 0.00 |
| | 30/04/2022 | Revaluation | 0.00 | 0.00 | 1,102.75 | 0.00 | 1,102.75 | 0.00 | 0.00 | 0.00 |
| | 31/05/2022 | Revaluation | 0.00 | 0.00 | 737.00 | 0.00 | 1,839.75 | 0.00 | 0.00 | 0.00 |
| | 30/06/2022 | Revaluation | 0.00 | 0.00 | (1,839.75) | 0.00 | 0.00 | 0.00 | 0.00 | 0.00 |
| | 30/06/2022 | | 0.00 | (15,430.84) | (12,033.41) | 0.00 | 0.00 | 29,103.52 | 15,430.84 | 13,672.68 |
| HPG.AX - Hipages Group Holdings Ltd | | | | | | | | | | |
| | 21/04/2022 | Purchase | 3,000.00 | 7,983.00 | 0.00 | 0.00 | 7,983.00 | 0.00 | 0.00 | 0.00 |
| | 21/04/2022 | Purchase | 3,000.00 | 6,513.00 | 0.00 | 0.00 | 14,496.00 | 0.00 | 0.00 | 0.00 |
| | 30/06/2022 | Revaluation | 0.00 | 0.00 | (8,556.00) | 0.00 | 5,940.00 | 0.00 | 0.00 | 0.00 |
| | 30/06/2022 | | 6,000.00 | 14,496.00 | (8,556.00) | 0.00 | 5,940.00 | 0.00 | 0.00 | 0.00 |

SUPER 630

Market Movement Report

As at 30 June 2022

| Investment | Date | Description | Unrealised | | | | Realised | | | Total |
|---------------------------------------------------------|-------------------|-----------------|------------------|--------------------------|-------------------|--------------|------------------|---------------|----------------------|--------------|
| | | | Units | Accounting Cost Movement | Market Movement | Depreciation | Balance | Consideration | Accounting Cost Base | |
| IOU.AX - Ioupay Limited | | | | | | | | | | |
| | 21/04/2022 | Purchase | 20,000.00 | 3,333.00 | 0.00 | 0.00 | 3,333.00 | 0.00 | 0.00 | 0.00 |
| | 30/06/2022 | Revaluation | 0.00 | 0.00 | (2,493.00) | 0.00 | 840.00 | 0.00 | 0.00 | 0.00 |
| | 30/06/2022 | | 20,000.00 | 3,333.00 | (2,493.00) | 0.00 | 840.00 | 0.00 | 0.00 | 0.00 |
| IVV.AXW - Ishares S&p 500 Etf | | | | | | | | | | |
| | 01/07/2021 | Opening Balance | 50.00 | 0.00 | 0.00 | 0.00 | 28,637.00 | 0.00 | 0.00 | 0.00 |
| | 30/04/2022 | Revaluation | 0.00 | 0.00 | 1,266.50 | 0.00 | 29,903.50 | 0.00 | 0.00 | 0.00 |
| | 31/05/2022 | Revaluation | 0.00 | 0.00 | (660.50) | 0.00 | 29,243.00 | 0.00 | 0.00 | 0.00 |
| | 30/06/2022 | Revaluation | 0.00 | 0.00 | (1,696.50) | 0.00 | 27,546.50 | 0.00 | 0.00 | 0.00 |
| | 30/06/2022 | | 50.00 | 0.00 | (1,090.50) | 0.00 | 27,546.50 | 0.00 | 0.00 | 0.00 |
| NAB.AX - National Australia Bank Limited | | | | | | | | | | |
| | 01/07/2021 | Opening Balance | 3,182.00 | 0.00 | 0.00 | 0.00 | 83,432.04 | 0.00 | 0.00 | 0.00 |
| | 30/04/2022 | Revaluation | 0.00 | 0.00 | 20,396.62 | 0.00 | 103,828.66 | 0.00 | 0.00 | 0.00 |
| | 31/05/2022 | Revaluation | 0.00 | 0.00 | (2,481.96) | 0.00 | 101,346.70 | 0.00 | 0.00 | 0.00 |
| | 30/06/2022 | Revaluation | 0.00 | 0.00 | (14,191.72) | 0.00 | 87,154.98 | 0.00 | 0.00 | 0.00 |
| | 30/06/2022 | | 3,182.00 | 0.00 | 3,722.94 | 0.00 | 87,154.98 | 0.00 | 0.00 | 0.00 |
| NSC.AX - Naos Small Cap Opportunities Company Limited | | | | | | | | | | |
| | 01/07/2021 | Opening Balance | 9,865.00 | 0.00 | 0.00 | 0.00 | 9,667.70 | 0.00 | 0.00 | 0.00 |
| | 30/04/2022 | Revaluation | 0.00 | 0.00 | (1,578.40) | 0.00 | 8,089.30 | 0.00 | 0.00 | 0.00 |
| | 31/05/2022 | Revaluation | 0.00 | 0.00 | (345.27) | 0.00 | 7,744.03 | 0.00 | 0.00 | 0.00 |
| | 30/06/2022 | Revaluation | 0.00 | 0.00 | (542.58) | 0.00 | 7,201.45 | 0.00 | 0.00 | 0.00 |
| | 30/06/2022 | | 9,865.00 | 0.00 | (2,466.25) | 0.00 | 7,201.45 | 0.00 | 0.00 | 0.00 |
| NSCOA.AX - Naos Small Cap Opportunities Company Limited | | | | | | | | | | |
| | 01/07/2021 | Opening Balance | 3,288.00 | 0.00 | 0.00 | 0.00 | 230.16 | 0.00 | 0.00 | 0.00 |
| | 30/04/2022 | Revaluation | 0.00 | 0.00 | (141.38) | 0.00 | 88.78 | 0.00 | 0.00 | 0.00 |
| | 31/05/2022 | Revaluation | 0.00 | 0.00 | (16.44) | 0.00 | 72.34 | 0.00 | 0.00 | 0.00 |
| | 06/06/2022 | Disposal | (3,288.00) | 0.00 | 0.00 | 0.00 | 72.34 | 39.34 | 0.00 | 39.34 |
| | 06/06/2022 | Writeback | 0.00 | 0.00 | (72.34) | 0.00 | 0.00 | 0.00 | 0.00 | 0.00 |
| | 30/06/2022 | | 0.00 | 0.00 | (230.16) | 0.00 | 0.00 | 39.34 | 0.00 | 39.34 |
| ORG.AXW - Origin Energy Limited | | | | | | | | | | |
| | 01/07/2021 | Opening Balance | 1,528.00 | 0.00 | 0.00 | 0.00 | 6,891.28 | 0.00 | 0.00 | 0.00 |
| | 30/04/2022 | Revaluation | 0.00 | 0.00 | 3,560.24 | 0.00 | 10,451.52 | 0.00 | 0.00 | 0.00 |
| | 31/05/2022 | Revaluation | 0.00 | 0.00 | (30.56) | 0.00 | 10,420.96 | 0.00 | 0.00 | 0.00 |
| | 30/06/2022 | Revaluation | 0.00 | 0.00 | (1,665.52) | 0.00 | 8,755.44 | 0.00 | 0.00 | 0.00 |

SUPER 630

Market Movement Report

As at 30 June 2022

| Investment | Date | Description | Unrealised | | | | Realised | | | Total |
|------------------------------------------------------------------|-------------------|-----------------|------------------|--------------------------|--------------------|--------------|-------------------|---------------|----------------------|-------------|
| | | | Units | Accounting Cost Movement | Market Movement | Depreciation | Balance | Consideration | Accounting Cost Base | |
| | 30/06/2022 | | 1,528.00 | 0.00 | 1,864.16 | 0.00 | 8,755.44 | 0.00 | 0.00 | 0.00 |
| SOL.AX - Washington H Soul Pattinson & Company Limited | | | | | | | | | | |
| | 01/07/2021 | Opening Balance | 2,200.00 | 0.00 | 0.00 | 0.00 | 74,206.00 | 0.00 | 0.00 | 0.00 |
| | 21/04/2022 | Purchase | 1,500.00 | 41,011.42 | 0.00 | 0.00 | 115,217.42 | 0.00 | 0.00 | 0.00 |
| | 21/04/2022 | Purchase | 500.00 | 13,283.00 | 0.00 | 0.00 | 128,500.42 | 0.00 | 0.00 | 0.00 |
| | 21/04/2022 | Purchase | 500.00 | 12,788.00 | 0.00 | 0.00 | 141,288.42 | 0.00 | 0.00 | 0.00 |
| | 30/04/2022 | Revaluation | 0.00 | 0.00 | (13,024.00) | 0.00 | 128,264.42 | 0.00 | 0.00 | 0.00 |
| | 31/05/2022 | Revaluation | 0.00 | 0.00 | (3,784.00) | 0.00 | 124,480.42 | 0.00 | 0.00 | 0.00 |
| | 15/06/2022 | Purchase | 1,000.00 | 25,037.50 | 0.00 | 0.00 | 149,517.92 | 0.00 | 0.00 | 0.00 |
| | 30/06/2022 | Revaluation | 0.00 | 0.00 | (15,339.92) | 0.00 | 134,178.00 | 0.00 | 0.00 | 0.00 |
| | 30/06/2022 | | 5,700.00 | 92,119.92 | (32,147.92) | 0.00 | 134,178.00 | 0.00 | 0.00 | 0.00 |
| STO.AXW - Santos Limited | | | | | | | | | | |
| | 01/07/2021 | Opening Balance | 2,858.00 | 0.00 | 0.00 | 0.00 | 20,263.22 | 0.00 | 0.00 | 0.00 |
| | 30/04/2022 | Revaluation | 0.00 | 0.00 | 2,600.78 | 0.00 | 22,864.00 | 0.00 | 0.00 | 0.00 |
| | 31/05/2022 | Revaluation | 0.00 | 0.00 | 571.60 | 0.00 | 23,435.60 | 0.00 | 0.00 | 0.00 |
| | 30/06/2022 | Revaluation | 0.00 | 0.00 | (2,229.24) | 0.00 | 21,206.36 | 0.00 | 0.00 | 0.00 |
| | 30/06/2022 | | 2,858.00 | 0.00 | 943.14 | 0.00 | 21,206.36 | 0.00 | 0.00 | 0.00 |
| SUL.AX - Super Retail Group Limited | | | | | | | | | | |
| | 21/04/2022 | Purchase | 1,000.00 | 10,083.00 | 0.00 | 0.00 | 10,083.00 | 0.00 | 0.00 | 0.00 |
| | 30/06/2022 | Revaluation | 0.00 | 0.00 | (1,593.00) | 0.00 | 8,490.00 | 0.00 | 0.00 | 0.00 |
| | 30/06/2022 | | 1,000.00 | 10,083.00 | (1,593.00) | 0.00 | 8,490.00 | 0.00 | 0.00 | 0.00 |
| TLS.AX - Telstra Corporation Limited. | | | | | | | | | | |
| | 01/07/2021 | Opening Balance | 10,755.00 | 0.00 | 0.00 | 0.00 | 40,438.80 | 0.00 | 0.00 | 0.00 |
| | 30/04/2022 | Revaluation | 0.00 | 0.00 | 3,011.40 | 0.00 | 43,450.20 | 0.00 | 0.00 | 0.00 |
| | 31/05/2022 | Revaluation | 0.00 | 0.00 | (1,183.05) | 0.00 | 42,267.15 | 0.00 | 0.00 | 0.00 |
| | 30/06/2022 | Revaluation | 0.00 | 0.00 | (860.40) | 0.00 | 41,406.75 | 0.00 | 0.00 | 0.00 |
| | 30/06/2022 | | 10,755.00 | 0.00 | 967.95 | 0.00 | 41,406.75 | 0.00 | 0.00 | 0.00 |
| UMAX.AX - Betashares S&p 500 Yield Maximiser Fund (managed Fund) | | | | | | | | | | |
| | 01/07/2021 | Opening Balance | 1,500.00 | 0.00 | 0.00 | 0.00 | 30,735.00 | 0.00 | 0.00 | 0.00 |
| | 30/04/2022 | Revaluation | 0.00 | 0.00 | 435.00 | 0.00 | 31,170.00 | 0.00 | 0.00 | 0.00 |
| | 31/05/2022 | Revaluation | 0.00 | 0.00 | (1,635.00) | 0.00 | 29,535.00 | 0.00 | 0.00 | 0.00 |
| | 30/06/2022 | Revaluation | 0.00 | 0.00 | (555.00) | 0.00 | 28,980.00 | 0.00 | 0.00 | 0.00 |

SUPER 630

Market Movement Report

As at 30 June 2022

| Investment | Date | Description | Unrealised | | | | Realised | | | Total |
|----------------------------------------------------|-------------------|-------------------|------------------|--------------------------|--------------------|--------------|------------------|---------------|----------------------|-------------|
| | | | Units | Accounting Cost Movement | Market Movement | Depreciation | Balance | Consideration | Accounting Cost Base | |
| | 30/06/2022 | | 1,500.00 | 0.00 | (1,755.00) | 0.00 | 28,980.00 | 0.00 | 0.00 | 0.00 |
| VHY.AX - Vanguard Australian Shares High Yield Etf | | | | | | | | | | |
| | 01/07/2021 | Opening Balance | 56.00 | 0.00 | 0.00 | 0.00 | 3,756.48 | 0.00 | 0.00 | 0.00 |
| | 30/04/2022 | Revaluation | 0.00 | 0.00 | 132.16 | 0.00 | 3,888.64 | 0.00 | 0.00 | 0.00 |
| | 31/05/2022 | Revaluation | 0.00 | 0.00 | (23.52) | 0.00 | 3,865.12 | 0.00 | 0.00 | 0.00 |
| | 09/06/2022 | Purchase | 250.00 | 17,035.50 | 0.00 | 0.00 | 20,900.62 | 0.00 | 0.00 | 0.00 |
| | 30/06/2022 | Revaluation | 0.00 | 0.00 | (1,714.42) | 0.00 | 19,186.20 | 0.00 | 0.00 | 0.00 |
| | 30/06/2022 | | 306.00 | 17,035.50 | (1,605.78) | 0.00 | 19,186.20 | 0.00 | 0.00 | 0.00 |
| WAM.AX - WAM Capital Limited | | | | | | | | | | |
| | 01/07/2021 | Opening Balance | 5,000.00 | 0.00 | 0.00 | 0.00 | 10,950.00 | 0.00 | 0.00 | 0.00 |
| | 30/04/2022 | Revaluation | 0.00 | 0.00 | (400.00) | 0.00 | 10,550.00 | 0.00 | 0.00 | 0.00 |
| | 31/05/2022 | Revaluation | 0.00 | 0.00 | (50.00) | 0.00 | 10,500.00 | 0.00 | 0.00 | 0.00 |
| | 15/06/2022 | Purchase | 10,000.00 | 19,133.00 | 0.00 | 0.00 | 29,633.00 | 0.00 | 0.00 | 0.00 |
| | 30/06/2022 | Revaluation | 0.00 | 0.00 | (3,833.00) | 0.00 | 25,800.00 | 0.00 | 0.00 | 0.00 |
| | 30/06/2022 | | 15,000.00 | 19,133.00 | (4,283.00) | 0.00 | 25,800.00 | 0.00 | 0.00 | 0.00 |
| WDS.AX - Woodside Energy Group Ltd | | | | | | | | | | |
| | 25/05/2022 | Code/Class Change | 633.00 | 23,931.53 | 0.00 | 0.00 | 23,931.53 | 0.00 | 0.00 | 0.00 |
| | 01/06/2022 | Purchase | 306.00 | 9,106.56 | 0.00 | 0.00 | 33,038.09 | 0.00 | 0.00 | 0.00 |
| | 30/06/2022 | Revaluation | 0.00 | 0.00 | (3,140.33) | 0.00 | 29,897.76 | 0.00 | 0.00 | 0.00 |
| | 30/06/2022 | | 939.00 | 33,038.09 | (3,140.33) | 0.00 | 29,897.76 | 0.00 | 0.00 | 0.00 |
| WES.AX - Wesfarmers Limited | | | | | | | | | | |
| | 01/07/2021 | Opening Balance | 660.00 | 0.00 | 0.00 | 0.00 | 39,006.00 | 0.00 | 0.00 | 0.00 |
| | 02/12/2021 | Return Of Capital | 0.00 | (1,320.00) | 0.00 | 0.00 | 37,686.00 | 0.00 | 0.00 | 0.00 |
| | 30/04/2022 | Revaluation | 0.00 | 0.00 | (6,395.40) | 0.00 | 31,290.60 | 0.00 | 0.00 | 0.00 |
| | 31/05/2022 | Revaluation | 0.00 | 0.00 | (1,161.60) | 0.00 | 30,129.00 | 0.00 | 0.00 | 0.00 |
| | 30/06/2022 | Revaluation | 0.00 | 0.00 | (2,468.40) | 0.00 | 27,660.60 | 0.00 | 0.00 | 0.00 |
| | 30/06/2022 | | 660.00 | (1,320.00) | (10,025.40) | 0.00 | 27,660.60 | 0.00 | 0.00 | 0.00 |
| WOR.AX - Worley Limited | | | | | | | | | | |
| | 01/07/2021 | Opening Balance | 2,000.00 | 0.00 | 0.00 | 0.00 | 23,920.00 | 0.00 | 0.00 | 0.00 |
| | 21/04/2022 | Disposal | (2,000.00) | (22,716.00) | 0.00 | 0.00 | 1,204.00 | 26,360.40 | 22,716.00 | 3,644.40 |
| | 21/04/2022 | Writeback | 0.00 | 0.00 | (1,204.00) | 0.00 | 0.00 | 0.00 | 0.00 | 0.00 |
| | 30/04/2022 | Revaluation | 0.00 | 0.00 | 3,900.00 | 0.00 | 3,900.00 | 0.00 | 0.00 | 0.00 |

SUPER 630

Market Movement Report

As at 30 June 2022

| Investment | Date | Description | Unrealised | | | | Realised | | | Total |
|---------------------------------|-------------------|-------------------|-------------|--------------------------|--------------------|--------------|-------------|------------------|----------------------|--------------------|
| | | | Units | Accounting Cost Movement | Market Movement | Depreciation | Balance | Consideration | Accounting Cost Base | |
| | 31/05/2022 | Revaluation | 0.00 | 0.00 | 2,520.00 | 0.00 | 6,420.00 | 0.00 | 0.00 | 0.00 |
| | 30/06/2022 | Revaluation | 0.00 | 0.00 | (6,420.00) | 0.00 | 0.00 | 0.00 | 0.00 | 0.00 |
| | 30/06/2022 | | 0.00 | (22,716.00) | (1,204.00) | 0.00 | 0.00 | 26,360.40 | 22,716.00 | 3,644.40 |
| WPL.AX - Woodside Petroleum Ltd | | | | | | | | | | |
| | 01/07/2021 | Opening Balance | 633.00 | 0.00 | 0.00 | 0.00 | 14,058.93 | 0.00 | 0.00 | 0.00 |
| | 30/04/2022 | Revaluation | 0.00 | 0.00 | 5,659.02 | 0.00 | 19,717.95 | 0.00 | 0.00 | 0.00 |
| | 25/05/2022 | Code/Class Change | (633.00) | 0.00 | 0.00 | 0.00 | 19,717.95 | 0.00 | 0.00 | 0.00 |
| | 25/05/2022 | Code/Class Change | 0.00 | (23,931.53) | 0.00 | 0.00 | (4,213.58) | 23,931.53 | 23,931.53 | 0.00 |
| | 31/05/2022 | Revaluation | 0.00 | 0.00 | (1,367.28) | 0.00 | (5,580.86) | 0.00 | 0.00 | 0.00 |
| | 30/06/2022 | Revaluation | 0.00 | 0.00 | 5,580.86 | 0.00 | 0.00 | 0.00 | 0.00 | 0.00 |
| | 30/06/2022 | | 0.00 | (23,931.53) | 9,872.60 | 0.00 | 0.00 | 23,931.53 | 23,931.53 | 0.00 |
| Total Market Movement | | | | | (89,488.72) | | | | | 28,366.65 |
| | | | | | | | | | | (61,122.07) |

SUPER 630

Capital Gains Reconciliation Report

For The Period 01 July 2021 - 30 June 2022

| | Total | Discounted | Indexed | Other | Notional |
|------------------------------------------------------|-------------|-------------|-------------|-------------|-------------|
| Losses available to offset | | | | | |
| Carried forward from prior losses | 0.00 | | | | |
| Carried forward from prior losses - Collectables | 0.00 | | | | |
| Current year capital losses | 0.00 | | | | |
| Current year capital losses - Collectables | 0.00 | | | | |
| Total Losses Available | 0.00 | | | | |
| Total Losses Available - Collectables | 0.00 | | | | |
| Capital Gains | | | | | |
| Capital gains from disposal of assets | 0.00 | 0.00 | 0.00 | 0.00 | 0.00 |
| Capital gains from disposal of assets - Collectables | 0.00 | 0.00 | 0.00 | 0.00 | 0.00 |
| Capital gains from trust distributions | 0.00 | 0.00 | 0.00 | 0.00 | 0.00 |
| Capital Gains Before Losses applied | 0.00 | 0.00 | 0.00 | 0.00 | 0.00 |
| Losses and discount applied | | | | | |
| Losses applied | 0.00 | 0.00 | 0.00 | 0.00 | 0.00 |
| Losses applied - Collectables | 0.00 | 0.00 | 0.00 | 0.00 | 0.00 |
| Capital gains after losses applied | 0.00 | 0.00 | 0.00 | 0.00 | 0.00 |
| Capital gains after losses applied - Collectables | 0.00 | 0.00 | 0.00 | 0.00 | 0.00 |
| CGT Discount applied | 0.00 | | | | |
| CGT Discount applied - Collectables | 0.00 | | | | |

SUPER 630

Capital Gains Reconciliation Report

For The Period 01 July 2021 - 30 June 2022

| | Total | Discounted | Indexed | Other | Notional |
|-----------------------------------------------------------------------------|-------------|------------|---------|-------|----------|
| Net Capital Gain | | | | | |
| Net capital gain | 0.00 | | | | |
| Net capital gain - Collectables | 0.00 | | | | |
| Total Net Capital Gain (11A) | 0.00 | | | | |
| Net Capital Losses Carried Forward to later income | | | | | |
| Net Capital Losses Carried Forward to later income years | 0.00 | | | | |
| Net Capital Losses Carried Forward to later income years - Collectables | 0.00 | | | | |
| Total Net Capital Losses Carried Forward to later income years (14V) | 0.00 | | | | |

Note

Refer to Realised Gains Report for details of Disposals at a Security level

Refer to Distribution Reconciliation Report for Trust Distribution details at a Security level

SUPER 630

Realised Capital Gains Report

For The Period 01 July 2021 - 30 June 2022

| Investment | | Accounting Treatment | | | | Tax Treatment | | | | | | |
|---------------------------------------------------------|------------------------|----------------------|------------------|------------------|--------------------------|--------------------|-------------------|-------------------|---------------|--------------------------|-------------|--------------|
| Purchase Contract Date | Disposal Contract Date | Units | Cost | Proceeds | Accounting Profit/(Loss) | Adjusted Cost Base | Reduced Cost Base | Indexed Cost Base | Indexed Gains | Discounted Gains (Gross) | Other Gains | Capital Loss |
| Derivatives (Options, Hybrids, Future Contracts) | | | | | | | | | | | | |
| NSCOA.AX - Naos Small Cap Opportunities Company Limited | | | | | | | | | | | | |
| 31/05/2021 | 02/06/2022 | 3,288.00 | 0.00 | 39.34 | 39.34 | 0.00 | 0.00 | 0.00 | 0.00 | 39.34 | 0.00 | 0.00 |
| | | 3,288.00 | 0.00 | 39.34 | 39.34 | 0.00 | 0.00 | 0.00 | 0.00 | 39.34 | 0.00 | 0.00 |
| | | 3,288.00 | 0.00 | 39.34 | 39.34 | 0.00 | 0.00 | 0.00 | 0.00 | 39.34 | 0.00 | 0.00 |
| Shares in Listed Companies (Australian) | | | | | | | | | | | | |
| BHP.AX - BHP Group Limited | | | | | | | | | | | | |
| 03/09/2014 | 19/04/2022 | 224.00 | 8,236.46 | 11,966.02 | 3,729.56 | 8,236.46 | 8,236.46 | 0.00 | 0.00 | 3,729.56 | 0.00 | 0.00 |
| 14/03/2020 | 19/04/2022 | 276.00 | 7,463.18 | 14,743.85 | 7,280.67 | 7,463.18 | 7,463.18 | 0.00 | 0.00 | 7,280.67 | 0.00 | 0.00 |
| | | 500.00 | 15,699.64 | 26,709.87 | 11,010.23 | 15,699.64 | 15,699.64 | 0.00 | 0.00 | 11,010.23 | 0.00 | 0.00 |
| CBA.AXW - Commonwealth Bank Of Australia. | | | | | | | | | | | | |
| 11/08/2016 | 26/10/2021 | 25.00 | 1,897.84 | 2,645.77 | 747.93 | 1,897.84 | 1,897.84 | 0.00 | 0.00 | 747.93 | 0.00 | 0.00 |
| 25/03/2020 | 26/10/2021 | 250.00 | 13,533.00 | 26,457.75 | 12,924.75 | 13,533.00 | 13,533.00 | 0.00 | 0.00 | 12,924.75 | 0.00 | 0.00 |
| | | 275.00 | 15,430.84 | 29,103.52 | 13,672.68 | 15,430.84 | 15,430.84 | 0.00 | 0.00 | 13,672.68 | 0.00 | 0.00 |
| WOR.AX - Worley Limited | | | | | | | | | | | | |
| 29/01/2021 | 04/04/2022 | 1,000.00 | 11,913.00 | 13,180.20 | 1,267.20 | 11,913.00 | 11,913.00 | 0.00 | 0.00 | 1,267.20 | 0.00 | 0.00 |
| 03/02/2021 | 04/04/2022 | 1,000.00 | 10,803.00 | 13,180.20 | 2,377.20 | 10,803.00 | 10,803.00 | 0.00 | 0.00 | 2,377.20 | 0.00 | 0.00 |
| | | 2,000.00 | 22,716.00 | 26,360.40 | 3,644.40 | 22,716.00 | 22,716.00 | 0.00 | 0.00 | 3,644.40 | 0.00 | 0.00 |
| | | 2,775.00 | 53,846.48 | 82,173.79 | 28,327.31 | 53,846.48 | 53,846.48 | 0.00 | 0.00 | 28,327.31 | 0.00 | 0.00 |
| Units in Listed Unit Trusts (Australian) | | | | | | | | | | | | |
| IVV.AXW - Ishares S&p 500 Etf | | | | | | | | | | | | |

SUPER 630

Realised Capital Gains Report

For The Period 01 July 2021 - 30 June 2022

| Investment | | Accounting Treatment | | | | Tax Treatment | | | | | | |
|------------------------------------------------------------------|------------------------|----------------------|------------------|------------------|--------------------------|--------------------|-------------------|-------------------|---------------|--------------------------|--------------|--------------|
| Purchase Contract Date | Disposal Contract Date | Units | Cost | Proceeds | Accounting Profit/(Loss) | Adjusted Cost Base | Reduced Cost Base | Indexed Cost Base | Indexed Gains | Discounted Gains (Gross) | Other Gains | Capital Loss |
| Units in Listed Unit Trusts (Australian) | | | | | | | | | | | | |
| | | 0.00 | 0.00 | 0.00 | 0.00 | 0.00 | 0.00 | 0.00 | 0.00 | 25.70 | 0.00 | 0.00 |
| | | 0.00 | 0.00 | 0.00 | 0.00 | 0.00 | 0.00 | 0.00 | 0.00 | 25.70 | 0.00 | 0.00 |
| UMAX.AX - Betashares S&p 500 Yield Maximiser Fund (managed Fund) | | | | | | | | | | | | |
| | | 0.00 | 0.00 | 0.00 | 0.00 | 0.00 | 0.00 | 0.00 | 0.00 | 813.58 | 26.65 | 0.00 |
| | | 0.00 | 0.00 | 0.00 | 0.00 | 0.00 | 0.00 | 0.00 | 0.00 | 813.58 | 26.65 | 0.00 |
| | | 0.00 | 0.00 | 0.00 | 0.00 | 0.00 | 0.00 | 0.00 | 0.00 | 839.28 | 26.65 | 0.00 |
| | | 6,063.00 | 53,846.48 | 82,213.13 | 28,366.65 | 53,846.48 | 53,846.48 | 0.00 | 0.00 | 29,205.93 | 26.65 | 0.00 |

25000 - Interest Received

2022 Financial Year

Preparer Lousse Montiel

Reviewer Steven Lee

Status Completed

| Account Code | Description | CY Balance | LY Balance | Change |
|--------------|----------------------------------|-------------------|-------------------|----------|
| ING060663547 | ING Business Optimiser 060663547 | (\$2.44) | (\$3.86) | (36.79)% |
| MAQ962854824 | Macquarie CMA 962854824 | (\$86.22) | (\$96.56) | (10.71)% |
| MBL259216984 | Macquarie Term Deposit 259216984 | (\$349.04) | (\$772.88) | (54.84)% |
| TOTAL | | CY Balance | LY Balance | |
| | | (\$437.70) | (\$873.30) | |

Supporting Documents

- Interest Reconciliation Report [Report](#)
- Macquarie Interest Statement 30June22_3.11.2022.pdf [MAQ962854824](#)

Standard Checklist

- Attach Interest Reconciliation Report
- Ensure all interest has been recorded from Bank Statements
- Review Statements to ensure all TFN withheld has been input

SUPER 630**Interest Reconciliation Report**

For The Period 01 July 2021 - 30 June 2022

| Date | Payment Amount | Gross Interest | TFN Withheld | Foreign Income | Foreign Credits |
|-----------------------------------------------|----------------|----------------|--------------|----------------|-----------------|
| Bank Accounts | | | | | |
| ING060663547 ING Business Optimiser 060663547 | | | | | |
| 31/07/2021 | 0.21 | 0.21 | | | |
| 31/08/2021 | 0.21 | 0.21 | | | |
| 30/09/2021 | 0.21 | 0.21 | | | |
| 31/10/2021 | 0.21 | 0.21 | | | |
| 30/11/2021 | 0.21 | 0.21 | | | |
| 31/12/2021 | 0.21 | 0.21 | | | |
| 31/01/2022 | 0.21 | 0.21 | | | |
| 28/02/2022 | 0.19 | 0.19 | | | |
| 31/03/2022 | 0.21 | 0.21 | | | |
| 30/04/2022 | 0.21 | 0.21 | | | |
| 31/05/2022 | 0.21 | 0.21 | | | |
| 23/06/2022 | 0.15 | 0.15 | | | |
| | 2.44 | 2.44 | | | |
| MAQ962854824 Macquarie CMA 962854824 | | | | | |
| 30/07/2021 | 11.79 | 11.79 | | | |
| 31/08/2021 | 11.62 | 11.62 | | | |
| 30/09/2021 | 11.23 | 11.23 | | | |
| 29/10/2021 | 12.50 | 12.50 | | | |
| 30/11/2021 | 9.49 | 9.49 | | | |
| 16/11/2022 | 14:17:49 | | | | |

SUPER 630

Interest Reconciliation Report

For The Period 01 July 2021 - 30 June 2022

| Date | Payment Amount | Gross Interest | TFN Withheld | Foreign Income | Foreign Credits |
|-----------------------------------------------|----------------|----------------|--------------|----------------|-----------------|
| 31/12/2021 | 5.86 | 5.86 | | | |
| 31/01/2022 | 5.77 | 5.77 | | | |
| 28/02/2022 | 3.16 | 3.16 | | | |
| 31/03/2022 | 1.84 | 1.84 | | | |
| 29/04/2022 | 2.97 | 2.97 | | | |
| 31/05/2022 | 4.29 | 4.29 | | | |
| 30/06/2022 | 5.70 | 5.70 | | | |
| | 86.22 | 86.22 | | | |
| | 88.66 | 88.66 | | | |
| Term Deposits | | | | | |
| MBL259216984 Macquarie Term Deposit 259216984 | | | | | |
| 22/11/2021 | 199.45 | 199.45 | | | |
| 23/05/2022 | 149.59 | 149.59 | | | |
| | 349.04 | 349.04 | | | |
| | 349.04 | 349.04 | | | |
| TOTAL | 437.70 | 437.70 | | | |

Tax Return Reconciliation

| | Totals | Tax Return Label |
|----------------|--------|------------------|
| Gross Interest | 437.70 | 11C |

Macquarie Bank Limited

ABN 46 008 583 542 | AFS Licence Number 237502

Macquarie Banking and Financial Services Group, a Member of the Macquarie Group

Office address

1 Shelley Street, Sydney NSW 2000

Client service

1800 806 310
transact@macquarie.com

Postal address

GPO Box 2520, Sydney NSW 2001

Financial services professionals

1800 808 508
adviser@macquarie.com

Offices also in Melbourne, Brisbane, Perth and Adelaide.

Fax 1800 550 140

Visit us online at macquarie.com.au

GARY GEORGE ORTH & WENDY COLBURN ORTH ATF SUPER 630
4 JUBILEE COURT TOOWOOMBA QLD 4350



03 November 2022

BSB: 182-512

Account Number: 000962854824

Account Name:

GARY GEORGE ORTH &
WENDY COLBURN ORTH ATF
SUPER 630

Account open date: 14 April 2014

The following balances and interest details are provided for the above account for the 2021 - 2022 financial year:

| | |
|------------------------------------------------------------|--------------------|
| Account balance as at 30/06/2022 | \$40,148.15 |
| Gross income paid during 2021 - 2022 financial year | \$86.22 |

If you would like any further information regarding the above, please contact your financial services professional or Macquarie on **1800 806 310**.

This information has been prepared by Macquarie Bank Limited ABN 46 008 583 542 for general information purposes only, without taking into account any potential investors' personal objectives financial situations or needs. Before acting on this general information, you must consider its appropriateness having regard to your own objectives, financial situations and needs. All potential investors should obtain financial, legal and taxation information before making any decision regarding a particular financial product.

25100 - Interest Received ATO General Interest Charge

2022 Financial Year

Preparer Lousse Montiel

Reviewer Steven Lee

Status Completed

| Account Code | Description | CY Balance | LY Balance | Change |
|--------------|-----------------------------------------------|-------------------|-------------------|--------|
| 25100 | Interest Received ATO General Interest Charge | | (\$0.53) | 100% |
| TOTAL | | CY Balance | LY Balance | |
| | | | (\$0.53) | |

Supporting Documents

- General Ledger [Report](#)

Standard Checklist

- Attach all supporting Documentation
- Has the Fund received any non-arm's length income? If so, it may be taxed at 47%

SUPER 630

General Ledger

As at 30 June 2022

| Transaction Date | Description | Units | Debit | Credit | Balance \$ |
|------------------|-------------|-------|-------|--------|------------|
| | | | | | 0.00 DR |

Total Debits: 0.00

Total Credits: 0.00

30100 - Accountancy Fees

2022 Financial Year

Preparer Lousse Montiel

Reviewer Steven Lee

Status Completed

| Account Code | Description | CY Balance | LY Balance | Change |
|--------------|------------------|-------------------|-------------------|----------|
| 30100 | Accountancy Fees | \$1,175.00 | \$2,215.00 | (46.95)% |
| TOTAL | | CY Balance | LY Balance | |
| | | \$1,175.00 | \$2,215.00 | |

Supporting Documents

- General Ledger [Report](#)
- INV-0728.pdf [30100](#)

Standard Checklist

- Attach all source documentation
- Ensure all Transactions have been entered

SUPER 630

General Ledger

As at 30 June 2022

| Transaction Date | Description | Units | Debit | Credit | Balance \$ |
|---------------------------------|-------------|-------|-----------------|--------|--------------------|
| Accountancy Fees (30100) | | | | | |
| Accountancy Fees (30100) | | | | | |
| 30/06/2022 | Fees | | 1,175.00 | | 1,175.00 DR |
| | | | 1,175.00 | | 1,175.00 DR |

Total Debits: 1,175.00

Total Credits: 0.00



TAX INVOICE

Super 630

Invoice Date
5 May 2022

Invoice Number
INV-0728

ABN
60 061 126 663

SuperHelp Australia
PTY LTD
PO Box 1906
MACQUARIE
CENTRE NSW 2113
AUSTRALIA

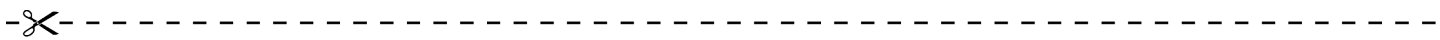
| Item | Description | Quantity | Unit Price | GST | Amount AUD |
|-----------------------|----------------------------|----------|------------|-----|-------------|
| EOY | SMSF Annual Administration | 1.00 | 1,100.00 | 10% | 1,100.00 |
| ADD INV | Additional Investments | 13.00 | 25.00 | 10% | 325.00 |
| PENSIO NADMIN | Pension Administration | 2.00 | 150.00 | 10% | 300.00 |
| INCLUDES GST 10% | | | | | 156.82 |
| TOTAL AUD | | | | | 1,725.00 |
| Less Amount Paid | | | | | 1,725.00 |
| AMOUNT DUE AUD | | | | | 0.00 |

Due Date: 19 May 2022

Please pay the balance of our fees by direct credit into our bank account.

OUR BANK DETAILS (Use your name or your SMSF name as the reference):

Account Name: Superhelp Australia Pty Ltd
Bank: Commonwealth Bank
BSB: 06 2099
Account Number: 1041 7929



PAYMENT ADVICE

To: SuperHelp Australia PTY LTD
PO Box 1906
MACQUARIE CENTRE NSW 2113
AUSTRALIA

Customer Super 630
Invoice Number INV-0728

Amount Due **0.00**
Due Date 19 May 2022

Amount Enclosed

Enter the amount you are paying above

30400 - ATO Supervisory Levy

2022 Financial Year

Preparer Lousse Montiel

Reviewer Steven Lee

Status Completed

| Account Code | Description | CY Balance | LY Balance | Change |
|--------------|----------------------|-------------------|-------------------|--------|
| 30400 | ATO Supervisory Levy | \$259.00 | \$518.00 | (50)% |
| TOTAL | | CY Balance | LY Balance | |
| | | \$259.00 | \$518.00 | |

Supporting Documents

- General Ledger [Report](#)

Standard Checklist

- Attach all source documentation
- Ensure all Transactions have been entered

SUPER 630

General Ledger

As at 30 June 2022

| Transaction Date | Description | Units | Debit | Credit | Balance \$ |
|-------------------------------------|-------------|-------|---------------|--------|------------------|
| ATO Supervisory Levy (30400) | | | | | |
| <u>ATO Supervisory Levy (30400)</u> | | | | | |
| 30/06/2022 | Fees | | 259.00 | | 259.00 DR |
| | | | 259.00 | | 259.00 DR |

Total Debits: 259.00

Total Credits: 0.00

30700 - Auditor's Remuneration

2022 Financial Year

Preparer Louise Montiel

Reviewer Steven Lee

Status Completed

| Account Code | Description | CY Balance | LY Balance | Change |
|--------------|------------------------|-------------------|-------------------|----------|
| 30700 | Auditor's Remuneration | \$550.00 | \$900.00 | (38.89)% |
| TOTAL | | CY Balance | LY Balance | |
| | | \$550.00 | \$900.00 | |

Supporting Documents

- General Ledger [Report](#)
- Invoice INV-0036.pdf [30700](#)

Standard Checklist

- Attach all source documentation
- Ensure all Transactions have been entered

SUPER 630

General Ledger

As at 30 June 2022

| Transaction Date | Description | Units | Debit | Credit | Balance \$ |
|---------------------------------------|-------------|-------|---------------|--------|------------------|
| Auditor's Remuneration (30700) | | | | | |
| Auditor's Remuneration (30700) | | | | | |
| 30/06/2022 | Fees | | 550.00 | | 550.00 DR |
| | | | 550.00 | | 550.00 DR |

Total Debits: 550.00

Total Credits: 0.00

TAX INVOICE

Superhelp Australia P/L
PO BOX 1906
MACQUARIE CENTRE NSW 2113
AUSTRALIA

Invoice Date
17 May 2022

Invoice Number
INV-0036

Reference
Super630 21

Harper Business Services
Pty Ltd

ABN: 52 144 667 694
BAS Agent: 8649 7000

| Description | Quantity | Unit Price | GST | Amount AUD |
|--------------------------------------------------------------------------------------------------------------|----------|------------|------------------|---------------|
| For professional services in relation to the conduct of the Audit of Super 630 for the year ended 30/06/2021 | 1.00 | 500.00 | 10% | 500.00 |
| | | | Subtotal | 500.00 |
| | | | TOTAL GST 10% | 50.00 |
| | | | TOTAL AUD | 550.00 |

Due Date: 24 May 2022

Bank Details

Account Name: Harper Business Services Pty Ltd

BSB: 083 781

Account Number: 9784 55561

PAYMENT ADVICE

To: Harper Business Services Pty Ltd
ABN: 52 144 667 694
BAS Agent: 8649 7000

Customer Superhelp Australia P/L

Invoice Number INV-0036

Amount Due 550.00

Due Date 24 May 2022

Amount Enclosed _____

Enter the amount you are paying above

30900 - Advisor Fees

2022 Financial Year

Preparer Lousse Montiel

Reviewer Steven Lee

Status Completed

| Account Code | Description | CY Balance | LY Balance | Change |
|--------------|--------------|-------------------|-------------------|--------|
| 30900 | Advisor Fees | \$3,510.00 | \$2,339.94 | 50% |
| TOTAL | | CY Balance | LY Balance | |
| | | \$3,510.00 | \$2,339.94 | |

Supporting Documents

- General Ledger [Report](#)

Standard Checklist

- Attach all source documentation
- Ensure all Transactions have been entered

SUPER 630

General Ledger

As at 30 June 2022

| Transaction Date | Description | Units | Debit | Credit | Balance \$ |
|-----------------------------|---------------------------------------------------|-------|-----------------|--------|--------------------|
| Advisor Fees (30900) | | | | | |
| <i>Advisor Fees (30900)</i> | | | | | |
| 03/11/2021 | R/P MANUAL | | 390.00 | | 390.00 DR |
| 25/11/2021 | R/P TO NAB MY SUPER FUTURE PTY LTD | | 390.00 | | 780.00 DR |
| 24/12/2021 | R/P TO NAB MY SUPER FUTURE PTY LTD | | 390.00 | | 1,170.00 DR |
| 25/01/2022 | R/P TO NAB MY SUPER FUTURE PTY LTD | | 390.00 | | 1,560.00 DR |
| 25/02/2022 | R/P TO NAB MY SUPER FUTURE PTY LTD | | 390.00 | | 1,950.00 DR |
| 25/03/2022 | R/P TO NAB MY SUPER FUTURE PTY LTD | | 390.00 | | 2,340.00 DR |
| 22/04/2022 | R/P TO NAB MY SUPER FUTURE PTY LTD | | 390.00 | | 2,730.00 DR |
| 25/05/2022 | R/P TO NAB MY SUPER FUTURE PTY LTD | | 390.00 | | 3,120.00 DR |
| 24/06/2022 | Funds transfer R/P TO NAB MY SUPER FUTURE PTY LTD | | 390.00 | | 3,510.00 DR |
| | | | 3,510.00 | | 3,510.00 DR |

Total Debits: 3,510.00

Total Credits: 0.00

41600 - Pensions Paid

2022 Financial Year

Preparer Lousse Montiel

Reviewer Steven Lee

Status Completed

| Account Code | Description | CY Balance | LY Balance | Change |
|--------------|-----------------------------------------------------------------|-------------------|-------------------|----------|
| ORTGAR00003P | (Pensions Paid) ORTH, GARY - Pension (Account Based Pension 2) | \$23,137.50 | \$24,000.00 | (3.59)% |
| ORTWEN00003P | (Pensions Paid) ORTH, WENDY - Pension (Account Based Pension 2) | \$5,137.50 | \$6,000.00 | (14.38)% |
| TOTAL | | CY Balance | LY Balance | |
| | | \$28,275.00 | \$30,000.00 | |

Supporting Documents

- Pension Summary Report [Report](#)
- Pension_Calc.pdf

Standard Checklist

- Attach copy of Pension Summary Report
- Ensure Member(s) have been advised of pension for coming year
- Ensure Minimum Pension has been paid for each account

SUPER 630

Pension Summary

As at 30 June 2022

Member Name : ORTH, GARY

Member Age : 70* (Date of Birth : Provided)

| Member Code | Pension Type | Pension Start Date | Tax Free | Min / PF | Minimum | Maximum | Gross Pension Payments | PAYG | Net Pension Payment | Amount to reach Minimum |
|------------------|-----------------------|--------------------|----------|----------|--------------|---------|------------------------|--------|---------------------|-------------------------|
| ORTGAR 00003P | Account Based Pension | 01/07/2014 | 41.79% | 2.50% | \$15,210.00* | N/A | \$23,137.50 | \$0.00 | \$23,137.50 | NIL |

*COVID-19 50% reduction has been applied to the minimum pension amount.

| | | | | | | | | | | |
|--|--|--|--|--|--------------------|---------------|--------------------|---------------|--------------------|---------------|
| | | | | | \$15,210.00 | \$0.00 | \$23,137.50 | \$0.00 | \$23,137.50 | \$0.00 |
|--|--|--|--|--|--------------------|---------------|--------------------|---------------|--------------------|---------------|

Member Name : ORTH, WENDY

Member Age : 65* (Date of Birth : Provided)

| Member Code | Pension Type | Pension Start Date | Tax Free | Min / PF | Minimum | Maximum | Gross Pension Payments | PAYG | Net Pension Payment | Amount to reach Minimum |
|------------------|-----------------------|--------------------|----------|----------|-------------|---------|------------------------|--------|---------------------|-------------------------|
| ORTWEN 00003P | Account Based Pension | 01/07/2014 | 68.25% | 2.50% | \$4,660.00* | N/A | \$5,137.50 | \$0.00 | \$5,137.50 | NIL |

*COVID-19 50% reduction has been applied to the minimum pension amount.

| | | | | | | | | | | |
|--|--|--|--|--|-------------------|---------------|-------------------|---------------|-------------------|---------------|
| | | | | | \$4,660.00 | \$0.00 | \$5,137.50 | \$0.00 | \$5,137.50 | \$0.00 |
|--|--|--|--|--|-------------------|---------------|-------------------|---------------|-------------------|---------------|

Total :

| | | | | | | | | | | |
|--|--|--|--|--|--------------------|---------------|--------------------|---------------|--------------------|---------------|
| | | | | | \$19,870.00 | \$0.00 | \$28,275.00 | \$0.00 | \$28,275.00 | \$0.00 |
|--|--|--|--|--|--------------------|---------------|--------------------|---------------|--------------------|---------------|

*Age as at 01/07/2021 or pension start date for new pensions.



SuperHelp Australia Pty Ltd

ABN 60 061 126 663

P O Box 454

Burwood, NSW 1805

Phone: 1 300 736 453

Fax: (02) 8456 5904

Website: www.superhelp.com.au

Date: 16 November
2022

Dear Sir/Madam,

Re: Pension Requirements for Pension Member(s) for

SUPER 630

Please find attached your pension requirement(s) for the 2022-2023 financial year.

Please ensure that the pension for the 2022-2023 income year fits within these Minimum and Maximum levels. Please note that any pensions that would have been commenced during the 2022-2023 income year are not included in the calculations.

Sincerely Yours,

Superhelp Australia Pty Ltd

SUPER 630

Yearly Projected Pension Calculation Report

As at 01 July 2022

| Member Name | Member Code | Pension Type | Pension Start/ Conversion Date | Age (as at 01/07/2022) | Opening Balance | Minimum Amount * | Maximum Amount | Tax Free % | Min Tax Free Payments | Min Taxable Payments |
|-------------|--------------|-----------------------|-----------------------------------|---------------------------|--------------------|---------------------|-------------------|------------|--------------------------|-------------------------|
| ORTH, GARY | ORTGAR00003P | Account Based Pension | 01/07/2014 | 71 | 576,655.65 | 14,420.00 | N/A | 41.79 | 6,026.12 | 8,393.88 |
| | | | | | 576,655.65 | 14,420.00 | | | 6,026.12 | 8,393.88 |
| ORTH, WENDY | ORTWEN00003P | Account Based Pension | 01/07/2014 | 66 | 178,627.94 | 4,470.00 | N/A | 68.25 | 3,050.78 | 1,419.22 |
| | | | | | 178,627.94 | 4,470.00 | | | 3,050.78 | 1,419.22 |
| | | | | | 755,283.59 | 18,890.00 | | | 9,076.90 | 9,813.10 |

* COVID-19 50% reduction has been applied to the minimum pension amount

48500 - Income Tax Expense

2022 Financial Year

Preparer Lousse Montiel

Reviewer Steven Lee

Status Completed

| Account Code | Description | CY Balance | LY Balance | Change |
|--------------|--------------------|-------------------|-------------------|---------|
| 48500 | Income Tax Expense | (\$15,239.88) | (\$6,540.04) | 133.02% |
| TOTAL | | CY Balance | LY Balance | |
| | | (\$15,239.88) | (\$6,540.04) | |

Supporting Documents

No supporting documents

49000 - Profit/Loss Allocation Account

2022 Financial Year

Preparer Louise Montiel

Reviewer Steven Lee

Status Completed

| Account Code | Description | CY Balance | LY Balance | Change |
|--------------|--------------------------------|-------------------|-------------------|-----------|
| 49000 | Profit/Loss Allocation Account | (\$39,608.19) | \$145,559.07 | (127.21)% |
| TOTAL | | CY Balance | LY Balance | |
| | | (\$39,608.19) | \$145,559.07 | |

Supporting Documents

No supporting documents

50000 - Members

2022 Financial Year

Preparer Luisse Montiel

Reviewer Steven Lee

Status Completed

| Account Code | Description | Opening Balance | Contribution Income | Earnings | Member Payments | Tax & Fees | Closing Balance | Change |
|--------------|----------------------------------------------------|------------------------|----------------------------|-----------------|------------------------|-----------------------|------------------------|---------|
| ORTGAR00003P | ORTH, GARY - Pension (Account Based Pension 2) | (\$608,460.77) | | \$8,667.62 | \$23,137.50 | | (\$576,655.65) | (5.23)% |
| ORTWEN00003P | ORTH, WENDY - Pension (Account Based Pension 2) | (\$186,431.01) | | \$2,665.57 | \$5,137.50 | | (\$178,627.94) | (4.19)% |
| TOTAL | | Opening Balance | Contribution Income | Earnings | Member Payments | Tax & Fees | Closing Balance | |
| | | (\$794,891.78) | | \$11,333.19 | \$28,275.00 | | (\$755,283.59) | |

Supporting Documents

- Members Statements [Report](#)
- Members Summary [Report](#)

Standard Checklist

- Attach copies of Members Statements

Members Statement

GARY George ORTH
 PO Box 1350 DC
 TOOWONG, Queensland, 4066, Australia

Your Details

| | | | |
|----------------------------|--------------------|--------------------------|-----|
| Date of Birth : | Provided | Nominated Beneficiaries: | N/A |
| Age: | 71 | Nomination Type: | N/A |
| Tax File Number: | Provided | Vested Benefits: | |
| Date Joined Fund: | 26/03/2014 | Total Death Benefit: | |
| Service Period Start Date: | 26/03/2014 | | |
| Date Left Fund: | | | |
| Member Code: | ORTGAR00001A | | |
| Account Start Date: | 26/03/2014 | | |
| Account Phase: | Accumulation Phase | | |
| Account Description: | Accumulation | | |

Your Balance

Total Benefits

Preservation Components

- Preserved
- Unrestricted Non Preserved
- Restricted Non Preserved

Tax Components

- Tax Free
- Taxable

Your Detailed Account Summary

| | This Year | Last Year |
|------------------------------------------------------|-----------|-----------|
| Opening balance at 01/07/2021 | | |
| <u>Increases to Member account during the period</u> | | |
| Employer Contributions | | |
| Personal Contributions (Concessional) | | |
| Personal Contributions (Non Concessional) | | |
| Government Co-Contributions | | |
| Other Contributions | | |
| Proceeds of Insurance Policies | | |
| Transfers In | | |
| Net Earnings | | |
| Internal Transfer In | | |
| <u>Decreases to Member account during the period</u> | | |
| Pensions Paid | | |
| Contributions Tax | | |
| Income Tax | | |
| No TFN Excess Contributions Tax | | |
| Excess Contributions Tax | | |
| Refund Excess Contributions | | |
| Division 293 Tax | | |
| Insurance Policy Premiums Paid | | |
| Management Fees | | |
| Member Expenses | | |
| Benefits Paid/Transfers Out | | |
| Superannuation Surcharge Tax | | |
| Internal Transfer Out | | |
| Closing balance at 30/06/2022 | 0.00 | 0.00 |

Members Statement

Trustee's Disclaimer

This statement has been prepared by the Trustee for the member whose name appears at the top of this statement. Every effort has been made by the Trustee to ensure the accuracy and completeness of this Statement. The Trustee does not accept any liability for any error, omission or misprint. All amounts shown in relation to benefits do not take into account any amounts which may be withheld to satisfy the requirements imposed by the Income Tax Assessment Act 1936.

Signed by all the trustees of the fund

GARY George ORTH
Trustee

WENDY COLBURN ORTH
Trustee

SUPER 630
Members Statement

GARY George ORTH
 PO Box 1350 DC
 TOOWONG, Queensland, 4066, Australia

| | | | |
|----------------------------|-------------------------|--------------------------|--------------------|
| Your Details | | Nominated Beneficiaries: | WENDY COLBURN ORTH |
| Date of Birth : | Provided | Nomination Type: | N/A |
| Age: | 71 | Vested Benefits: | 576,655.65 |
| Tax File Number: | Provided | Total Death Benefit: | 576,655.65 |
| Date Joined Fund: | 26/03/2014 | | |
| Service Period Start Date: | 26/03/2014 | | |
| Date Left Fund: | | | |
| Member Code: | ORTGAR00003P | | |
| Account Start Date: | 01/07/2014 | | |
| Account Phase: | Retirement Phase | | |
| Account Description: | Account Based Pension 2 | | |

| | |
|--------------------------------|------------|
| Your Balance | |
| Total Benefits | 576,655.65 |
| <u>Preservation Components</u> | |
| Preserved | |
| Unrestricted Non Preserved | 576,655.65 |
| Restricted Non Preserved | |
| <u>Tax Components</u> | |
| Tax Free (41.79%) | 240,994.70 |
| Taxable | 335,660.95 |

| Your Detailed Account Summary | | This Year | Last Year |
|------------------------------------------------------|------------|------------|------------|
| Opening balance at | 01/07/2021 | 608,460.77 | 497,964.97 |
| <u>Increases to Member account during the period</u> | | | |
| Employer Contributions | | | |
| Personal Contributions (Concessional) | | | |
| Personal Contributions (Non Concessional) | | | |
| Government Co-Contributions | | | |
| Other Contributions | | | |
| Proceeds of Insurance Policies | | | |
| Transfers In | | | |
| Net Earnings | | (8,667.62) | 134,495.80 |
| Internal Transfer In | | | |
| <u>Decreases to Member account during the period</u> | | | |
| Pensions Paid | | 23,137.50 | 24,000.00 |
| Contributions Tax | | | |
| Income Tax | | | |
| No TFN Excess Contributions Tax | | | |
| Excess Contributions Tax | | | |
| Refund Excess Contributions | | | |
| Division 293 Tax | | | |
| Insurance Policy Premiums Paid | | | |
| Management Fees | | | |
| Member Expenses | | | |
| Benefits Paid/Transfers Out | | | |
| Superannuation Surcharge Tax | | | |
| Internal Transfer Out | | | |
| Closing balance at | 30/06/2022 | 576,655.65 | 608,460.77 |

Members Statement

Trustee's Disclaimer

This statement has been prepared by the Trustee for the member whose name appears at the top of this statement. Every effort has been made by the Trustee to ensure the accuracy and completeness of this Statement. The Trustee does not accept any liability for any error, omission or misprint. All amounts shown in relation to benefits do not take into account any amounts which may be withheld to satisfy the requirements imposed by the Income Tax Assessment Act 1936.

Signed by all the trustees of the fund

GARY George ORTH
Trustee

WENDY COLBURN ORTH
Trustee

Members Statement

WENDY COLBURN ORTH
 PO Box 1350 DC
 TOOWONG, Queensland, 4066, Australia

Your Details

| | | | |
|----------------------------|--------------------|--------------------------|-----|
| Date of Birth : | Provided | Nominated Beneficiaries: | N/A |
| Age: | 66 | Nomination Type: | N/A |
| Tax File Number: | Provided | Vested Benefits: | |
| Date Joined Fund: | 26/03/2014 | Total Death Benefit: | |
| Service Period Start Date: | 26/03/2014 | | |
| Date Left Fund: | | | |
| Member Code: | ORTWEN00001A | | |
| Account Start Date: | 26/03/2014 | | |
| Account Phase: | Accumulation Phase | | |
| Account Description: | Accumulation | | |

Your Balance

Total Benefits

Preservation Components

- Preserved
- Unrestricted Non Preserved
- Restricted Non Preserved

Tax Components

- Tax Free
- Taxable

Your Detailed Account Summary

| | This Year | Last Year |
|------------------------------------------------------|-----------|-----------|
| Opening balance at 01/07/2021 | | |
| <u>Increases to Member account during the period</u> | | |
| Employer Contributions | | |
| Personal Contributions (Concessional) | | |
| Personal Contributions (Non Concessional) | | |
| Government Co-Contributions | | |
| Other Contributions | | |
| Proceeds of Insurance Policies | | |
| Transfers In | | |
| Net Earnings | | |
| Internal Transfer In | | |
| <u>Decreases to Member account during the period</u> | | |
| Pensions Paid | | |
| Contributions Tax | | |
| Income Tax | | |
| No TFN Excess Contributions Tax | | |
| Excess Contributions Tax | | |
| Refund Excess Contributions | | |
| Division 293 Tax | | |
| Insurance Policy Premiums Paid | | |
| Management Fees | | |
| Member Expenses | | |
| Benefits Paid/Transfers Out | | |
| Superannuation Surcharge Tax | | |
| Internal Transfer Out | | |
| Closing balance at 30/06/2022 | 0.00 | 0.00 |

Members Statement

Trustee's Disclaimer

This statement has been prepared by the Trustee for the member whose name appears at the top of this statement. Every effort has been made by the Trustee to ensure the accuracy and completeness of this Statement. The Trustee does not accept any liability for any error, omission or misprint. All amounts shown in relation to benefits do not take into account any amounts which may be withheld to satisfy the requirements imposed by the Income Tax Assessment Act 1936.

Signed by all the trustees of the fund

GARY George ORTH
Trustee

WENDY COLBURN ORTH
Trustee

SUPER 630
Members Statement

WENDY COLBURN ORTH
 PO Box 1350 DC
 TOOWONG, Queensland, 4066, Australia

Your Details

| | | | | |
|----------------------------|--|-------------------------|--------------------------|------------------|
| Date of Birth : | | Provided | Nominated Beneficiaries: | GARY George ORTH |
| Age: | | 66 | Nomination Type: | N/A |
| Tax File Number: | | Provided | Vested Benefits: | 178,627.94 |
| Date Joined Fund: | | 26/03/2014 | Total Death Benefit: | 178,627.94 |
| Service Period Start Date: | | 26/03/2014 | | |
| Date Left Fund: | | | | |
| Member Code: | | ORTWEN00003P | | |
| Account Start Date: | | 01/07/2014 | | |
| Account Phase: | | Retirement Phase | | |
| Account Description: | | Account Based Pension 2 | | |

Your Balance

| | |
|--------------------------------|------------|
| Total Benefits | 178,627.94 |
| <u>Preservation Components</u> | |
| Preserved | |
| Unrestricted Non Preserved | 178,627.94 |
| Restricted Non Preserved | |
| <u>Tax Components</u> | |
| Tax Free (68.25%) | 121,907.31 |
| Taxable | 56,720.63 |

Your Detailed Account Summary

| | This Year | Last Year |
|------------------------------------------------------|------------|------------|
| Opening balance at 01/07/2021 | 186,431.01 | 151,367.74 |
| <u>Increases to Member account during the period</u> | | |
| Employer Contributions | | |
| Personal Contributions (Concessional) | | |
| Personal Contributions (Non Concessional) | | |
| Government Co-Contributions | | |
| Other Contributions | | |
| Proceeds of Insurance Policies | | |
| Transfers In | | |
| Net Earnings | (2,665.57) | 41,063.27 |
| Internal Transfer In | | |
| <u>Decreases to Member account during the period</u> | | |
| Pensions Paid | 5,137.50 | 6,000.00 |
| Contributions Tax | | |
| Income Tax | | |
| No TFN Excess Contributions Tax | | |
| Excess Contributions Tax | | |
| Refund Excess Contributions | | |
| Division 293 Tax | | |
| Insurance Policy Premiums Paid | | |
| Management Fees | | |
| Member Expenses | | |
| Benefits Paid/Transfers Out | | |
| Superannuation Surcharge Tax | | |
| Internal Transfer Out | | |
| Closing balance at 30/06/2022 | 178,627.94 | 186,431.01 |

Members Statement

Trustee's Disclaimer

This statement has been prepared by the Trustee for the member whose name appears at the top of this statement. Every effort has been made by the Trustee to ensure the accuracy and completeness of this Statement. The Trustee does not accept any liability for any error, omission or misprint. All amounts shown in relation to benefits do not take into account any amounts which may be withheld to satisfy the requirements imposed by the Income Tax Assessment Act 1936.

Signed by all the trustees of the fund

GARY George ORTH
Trustee

WENDY COLBURN ORTH
Trustee

SUPER 630

Members Summary

As at 30 June 2022

| Opening Balances | Increases | | | | Decreases | | | | | Closing Balance | |
|-----------------------------------------------------------|---------------|--------------|--------------------|--------------------|------------------|-------------------|------------|-----------------------------|--------------------|-----------------|-------------------|
| | Contributions | Transfers In | Net Earnings | Insurance Proceeds | Pensions Paid | Contributions Tax | Taxes Paid | Benefits Paid/Transfers Out | Insurance Premiums | | Member Expenses |
| GARY George ORTH (Age: 71) | | | | | | | | | | | |
| ORTGAR00001A - Accumulation | | | | | | | | | | | |
| ORTGAR00003P - Account Based Pension 2 - Tax Free: 41.79% | | | | | | | | | | | |
| 608,460.77 | | | (8,667.62) | | 23,137.50 | | | | | | 576,655.65 |
| 608,460.77 | | | (8,667.62) | | 23,137.50 | | | | | | 576,655.65 |
| WENDY COLBURN ORTH (Age: 66) | | | | | | | | | | | |
| ORTWEN00001A - Accumulation | | | | | | | | | | | |
| ORTWEN00003P - Account Based Pension 2 - Tax Free: 68.25% | | | | | | | | | | | |
| 186,431.01 | | | (2,665.57) | | 5,137.50 | | | | | | 178,627.94 |
| 186,431.01 | | | (2,665.57) | | 5,137.50 | | | | | | 178,627.94 |
| 794,891.78 | | | (11,333.19) | | 28,275.00 | | | | | | 755,283.59 |

60400 - Bank Accounts

2022 Financial Year

Preparer Louise Montiel

Reviewer Steven Lee

Status Completed

| Account Code | Description | CY Balance | LY Balance | Change |
|--------------|----------------------------------|-------------------|-------------------|----------|
| ING060663547 | ING Business Optimiser 060663547 | | \$2,503.93 | 100% |
| MAQ962854824 | Macquarie CMA 962854824 | \$40,148.15 | \$113,956.14 | (64.77)% |
| TOTAL | | CY Balance | LY Balance | |
| | | \$40,148.15 | \$116,460.07 | |

Supporting Documents

- Bank Statement Report [Report](#)
- ING Bank Statements 21 22 Super 630 11.11.2022.pdf [ING060663547](#)
- Macquarie Cash Transactions FY 30June22_3.11.2022.pdf [MAQ962854824](#)

Standard Checklist

- Attach Copies of Bank Statements
- Attach copy of Bank Statement Report
- Ensure all Balances match Statement Balances at June 30
- Ensure all Transactions have been entered

SUPER 630

Bank Statement Report

For The Period 01 July 2021 to 30 June 2022

Chart Code: 60400 / ING060663547

Account Name: ING Business Optimiser 060663547

BSB and Account Number: 923100 060663547

Opening Balance - **Total Debits** + **Total Credits** = **Closing Balance**
\$ 2,503.93 \$ 2,506.37 \$ 2.44 \$ 0.00

Data Feed Used

| Date | Description | Debit \$ | Credit \$ | Ledger Balance \$ | Statement Balance \$ | Variance \$ |
|------------|----------------------------------------------------------------------------------------------------|-----------------|--------------|----------------------|-------------------------|----------------|
| 01/07/2021 | Opening Balance | | | 2,503.93 | | |
| 31/07/2021 | Interest Credit - Receipt 966352 | | 0.21 | 2,504.14 | | |
| 31/08/2021 | Interest Credit - Receipt 939110 | | 0.21 | 2,504.35 | | |
| 30/09/2021 | Interest Credit - Receipt 966552 | | 0.21 | 2,504.56 | | |
| 31/10/2021 | Interest Credit - Receipt 962758 | | 0.21 | 2,504.77 | | |
| 30/11/2021 | Interest Credit - Receipt 933909 | | 0.21 | 2,504.98 | | |
| 31/12/2021 | Interest Credit - Receipt 909743 | | 0.21 | 2,505.19 | | |
| 31/01/2022 | Interest Credit - Receipt 965419 | | 0.21 | 2,505.40 | | |
| 28/02/2022 | Interest Credit - Receipt 928211 | | 0.19 | 2,505.59 | | |
| 31/03/2022 | Interest Credit - Receipt 966576 | | 0.21 | 2,505.80 | | |
| 30/04/2022 | Interest Credit - Receipt 961997 | | 0.21 | 2,506.01 | | |
| 31/05/2022 | Interest Credit - Receipt 933962 | | 0.21 | 2,506.22 | | |
| 23/06/2022 | Interest Credit - Receipt 171904 | | 0.15 | 2,506.37 | | |
| 23/06/2022 | Account Closure - Receipt - 171904 Transfer To 962854824 182512 [Deposit ING 060663547 0171904] | 2,506.37 | | 0.00 | | |
| 30/06/2022 | CLOSING BALANCE | | | 0.00 | | |
| | | <u>2,506.37</u> | <u>2.44</u> | | | |

SUPER 630

Bank Statement Report

For The Period 01 July 2021 to 30 June 2022

Chart Code: 60400 / MAQ962854824

Account Name: Macquarie CMA 962854824

BSB and Account Number: 182512 962854824

Opening Balance - **Total Debits** + **Total Credits** = **Closing Balance**
\$ 113,956.14 \$ 196,543.42 \$ 122,735.43 \$ 40,148.15

Data Feed Used

| Date | Description | Debit \$ | Credit \$ | Ledger Balance \$ | Statement Balance \$ | Variance \$ |
|------------|----------------------------------------------------------------|-------------|--------------|----------------------|-------------------------|----------------|
| 01/07/2021 | Opening Balance | | | 113,956.14 | | |
| 01/07/2021 | ANZ DIVIDEND A071/00677451 [System Matched Income Data] | | 532.70 | 114,488.84 | | |
| 02/07/2021 | NAB INTERIM DIV DV221/01104837 [System Matched Income Data] | | 1,909.20 | 116,398.04 | | |
| 13/07/2021 | IVV PAYMENT JUL21/00812197 [Amount Receivable] | | 85.76 | 116,483.80 | | |
| 16/07/2021 | VHY PAYMENT JUL21/00808155 [Amount Receivable] | | 18.38 | 116,502.18 | | |
| 16/07/2021 | UMAX DST JUNE 001262087712 [Amount Receivable] | | 385.94 | 116,888.12 | | |
| 20/07/2021 | R/P TO QTM G G ORTH | 2,000.00 | | 114,888.12 | | |
| 20/07/2021 | R/P TO HBS WENDY C ORTH | 500.00 | | 114,388.12 | | |
| 30/07/2021 | MACQUARIE CMA INTEREST PAID | | 11.79 | 114,399.91 | | |
| 20/08/2021 | R/P TO QTM G G ORTH | 2,000.00 | | 112,399.91 | | |
| 20/08/2021 | R/P TO HBS WENDY C ORTH | 500.00 | | 111,899.91 | | |
| 31/08/2021 | MACQUARIE CMA INTEREST PAID | | 11.62 | 111,911.53 | | |
| 20/09/2021 | R/P TO QTM G G ORTH | 2,000.00 | | 109,911.53 | | |
| 20/09/2021 | R/P TO HBS WENDY C ORTH | 500.00 | | 109,411.53 | | |
| 20/09/2021 | NAOS SMALL CAP S00065376547 [System Matched Income Data] | | 123.31 | 109,534.84 | | |
| 21/09/2021 | BHP GROUP DIV AF384/01126265 [System Matched Income Data] | | 5,957.30 | 115,492.14 | | |
| 21/09/2021 | SANTOS LIMITED S00065376547 [System Matched Income Data] | | 219.89 | 115,712.03 | | |

SUPER 630

Bank Statement Report

For The Period 01 July 2021 to 30 June 2022

| Date | Description | Debit \$ | Credit \$ | Ledger Balance \$ | Statement Balance \$ | Variance \$ |
|------------|------------------------------------------------------------|-------------|--------------|----------------------|-------------------------|----------------|
| 22/09/2021 | AZJ LIMITED SEP21/00846797 [System Matched Income Data] | | 1,152.00 | 116,864.03 | | |
| 23/09/2021 | TLS FNL DIV 001264938435 [System Matched Income Data] | | 860.40 | 117,724.43 | | |
| 24/09/2021 | WOODSIDE INT21/00621378 [System Matched Income Data] | | 259.75 | 117,984.18 | | |
| 29/09/2021 | WOR DIVIDEND FIN21/00817622 [System Matched Income Data] | | 500.00 | 118,484.18 | | |
| 29/09/2021 | CBA FNL DIV 001263474282 [System Matched Income Data] | | 550.00 | 119,034.18 | | |
| 30/09/2021 | MACQUARIE CMA INTEREST PAID | | 11.23 | 119,045.41 | | |
| 01/10/2021 | Origin Energy S00065376547 [System Matched Income Data] | | 114.60 | 119,160.01 | | |
| 07/10/2021 | WESFARMERS LTD FIN21/01062425 [System Matched Income Data] | | 594.00 | 119,754.01 | | |
| 13/10/2021 | IVV PAYMENT OCT21/00812415 [System Matched Income Data] | | 96.60 | 119,850.61 | | |
| 18/10/2021 | VHY PAYMENT OCT21/00808287 [System Matched Income Data] | | 88.80 | 119,939.41 | | |
| 18/10/2021 | UMAX DST 001268466532 [System Matched Income Data] | | 388.37 | 120,327.78 | | |
| 20/10/2021 | R/P TO QTM G G ORTH | 2,000.00 | | 118,327.78 | | |
| 20/10/2021 | R/P TO HBS WENDY C ORTH | 500.00 | | 117,827.78 | | |
| 29/10/2021 | WAM Capital S00065376547 [System Matched Income Data] | | 387.50 | 118,215.28 | | |
| 29/10/2021 | MACQUARIE CMA INTEREST PAID | | 12.50 | 118,227.78 | | |
| 03/11/2021 | R/P MANUAL | 390.00 | | 117,837.78 | | |
| 19/11/2021 | R/P TO QTM G G ORTH | 2,000.00 | | 115,837.78 | | |
| 19/11/2021 | R/P TO HBS WENDY C ORTH | 500.00 | | 115,337.78 | | |
| 22/11/2021 | Transfer to 4824 [MACQUARIE BANK 182-222 259216984] | | 199.45 | 115,537.23 | | |
| 25/11/2021 | R/P TO NAB MY SUPER FUTURE PTY LTD | 390.00 | | 115,147.23 | | |
| 30/11/2021 | NAOS SMALL CAP S00065376547 [System Matched Income Data] | | 123.31 | 115,270.54 | | |

SUPER 630**Bank Statement Report**

For The Period 01 July 2021 to 30 June 2022

| Date | Description | Debit \$ | Credit \$ | Ledger Balance \$ | Statement Balance \$ | Variance \$ |
|------------|-----------------------------------------------------------------|-------------|--------------|----------------------|-------------------------|----------------|
| 30/11/2021 | MACQUARIE CMA INTEREST PAID | | 9.49 | 115,280.03 | | |
| 02/12/2021 | WESFARMERS LTD RCA21/01172610 [Return of Capital: \$2 per unit] | | 1,320.00 | 116,600.03 | | |
| 14/12/2021 | SOL DIV PAYMENT DEC21/00830863 [System Matched Income Data] | | 792.00 | 117,392.03 | | |
| 15/12/2021 | NAB FINAL DIV DV222/00592792 [System Matched Income Data] | | 2,131.94 | 119,523.97 | | |
| 16/12/2021 | ANZ DIVIDEND A072/00668458 [System Matched Income Data] | | 547.92 | 120,071.89 | | |
| 20/12/2021 | R/P TO QTM G G ORTH | 2,000.00 | | 118,071.89 | | |
| 20/12/2021 | R/P TO HBS WENDY C ORTH | 500.00 | | 117,571.89 | | |
| 24/12/2021 | R/P TO NAB MY SUPER FUTURE PTY LTD | 390.00 | | 117,181.89 | | |
| 31/12/2021 | MACQUARIE CMA INTEREST PAID | | 5.86 | 117,187.75 | | |
| 05/01/2022 | IVV PAYMENT JAN22/00812427 [System Matched Income Data] | | 88.54 | 117,276.29 | | |
| 19/01/2022 | VHY PAYMENT JAN22/00808515 [System Matched Income Data] | | 27.00 | 117,303.29 | | |
| 19/01/2022 | UMAX DST 001270942182 [System Matched Income Data] | | 376.38 | 117,679.67 | | |
| 20/01/2022 | R/P TO QTM G G ORTH | 2,000.00 | | 115,679.67 | | |
| 20/01/2022 | R/P TO HBS WENDY C ORTH | 500.00 | | 115,179.67 | | |
| 25/01/2022 | R/P TO NAB MY SUPER FUTURE PTY LTD | 390.00 | | 114,789.67 | | |
| 31/01/2022 | MACQUARIE CMA INTEREST PAID | | 5.77 | 114,795.44 | | |
| 18/02/2022 | R/P TO QTM G G ORTH | 2,000.00 | | 112,795.44 | | |
| 18/02/2022 | R/P TO HBS WENDY C ORTH | 500.00 | | 112,295.44 | | |
| 25/02/2022 | R/P TO NAB MY SUPER FUTURE PTY LTD | 390.00 | | 111,905.44 | | |
| 28/02/2022 | MACQUARIE CMA INTEREST PAID | | 3.16 | 111,908.60 | | |
| 18/03/2022 | R/P TO QTM G G ORTH | 2,000.00 | | 109,908.60 | | |

SUPER 630

Bank Statement Report

For The Period 01 July 2021 to 30 June 2022

| Date | Description | Debit \$ | Credit \$ | Ledger Balance \$ | Statement Balance \$ | Variance \$ |
|------------|-------------------------------------------------------------------------------------------------------------------------------------------------------------------------------------------------------------------------------------------------------------------------------------------------------------|-------------|--------------|----------------------|-------------------------|----------------|
| 18/03/2022 | R/P TO HBS WENDY C ORTH | 500.00 | | 109,408.60 | | |
| 23/03/2022 | WOODSIDE FIN21/00621571 [System Matched Income Data] | | 925.18 | 110,333.78 | | |
| 24/03/2022 | SANTOS DIVIDEND AUF22/00904656 [System Matched Income Data] | | 337.49 | 110,671.27 | | |
| 25/03/2022 | R/P TO NAB MY SUPER FUTURE PTY LTD | 390.00 | | 110,281.27 | | |
| 25/03/2022 | Origin Energy S00065376547 [System Matched Income Data] | | 191.00 | 110,472.27 | | |
| 25/03/2022 | NAOS SMALL CAP S00065376547 [System Matched Income Data] | | 133.18 | 110,605.45 | | |
| 28/03/2022 | BHP GROUP DIV AI385/00425020 [System Matched Income Data] | | 4,564.75 | 115,170.20 | | |
| 30/03/2022 | WESFARMERS LTD INT22/01063911 [System Matched Income Data] | | 528.00 | 115,698.20 | | |
| 30/03/2022 | WOR DIVIDEND INT22/00817087 [System Matched Income Data] | | 500.00 | 116,198.20 | | |
| 30/03/2022 | AZJ LIMITED MAR22/00847245 [System Matched Income Data] | | 1,050.00 | 117,248.20 | | |
| 31/03/2022 | MACQUARIE CMA INTEREST PAID | | 1.84 | 117,250.04 | | |
| 01/04/2022 | TLS ITM DIV 001274782679 [System Matched Income Data] | | 860.40 | 118,110.44 | | |
| 13/04/2022 | IVV PAYMENT APR22/00812427 [System Matched Income Data] | | 82.36 | 118,192.80 | | |
| 20/04/2022 | R/P TO QTM G G ORTH | 2,000.00 | | 116,192.80 | | |
| 20/04/2022 | R/P TO HBS WENDY C ORTH | 500.00 | | 115,692.80 | | |
| 20/04/2022 | VHY PAYMENT APR22/00808581 [System Matched Income Data] | | 46.38 | 115,739.18 | | |
| 20/04/2022 | DST MAR22 001276726502 [System Matched Income Data] | | 565.62 | 116,304.80 | | |
| 21/04/2022 | AUSIEX TRUST S BHP 38347920- 00 [SELL 275 CBA] [AUSIEX TRUST S CBA 37120477- 00] [BUY 2000 AZJ] [AUSIEX TRADING B AZJ 37159454-00] [BUY 20000 IOU] [AUSIEX TRADING B IOU 37443297-00] [BUY 1500 SOL] [AUSIEX TRADING B SOL 37806413-00] [BUY 500 SOL] [AUSIEX TRADING B SOL 37881909-00] [BUY 500 SOL] [BU] | | 26,709.87 | 143,014.67 | | |

SUPER 630

Bank Statement Report

For The Period 01 July 2021 to 30 June 2022

| Date | Description | Debit \$ | Credit \$ | Ledger Balance \$ | Statement Balance \$ | Variance \$ |
|------------|-------------------------------------------------------------------------------------------------------------------------------------------------------------------------------------------------------------------------------------------------------------------------------------------------------------|-------------|--------------|----------------------|-------------------------|----------------|
| 21/04/2022 | AUSIEX TRUST S BHP 38347920- 00 [SELL 275 CBA] [AUSIEX TRUST S CBA 37120477- 00] [BUY 2000 AZJ] [AUSIEX TRADING B AZJ 37159454-00] [BUY 20000 IOU] [AUSIEX TRADING B IOU 37443297-00] [BUY 1500 SOL] [AUSIEX TRADING B SOL 37806413-00] [BUY 500 SOL] [AUSIEX TRADING B SOL 37881909-00] [BUY 500 SOL] [BU] | | 26,360.40 | 169,375.07 | | |
| 21/04/2022 | AUSIEX TRUST S BHP 38347920- 00 [SELL 275 CBA] [AUSIEX TRUST S CBA 37120477- 00] [BUY 2000 AZJ] [AUSIEX TRADING B AZJ 37159454-00] [BUY 20000 IOU] [AUSIEX TRADING B IOU 37443297-00] [BUY 1500 SOL] [AUSIEX TRADING B SOL 37806413-00] [BUY 500 SOL] [AUSIEX TRADING B SOL 37881909-00] [BUY 500 SOL] [BU] | 6,513.00 | | 162,862.07 | | |
| 21/04/2022 | AUSIEX TRUST S BHP 38347920- 00 [SELL 275 CBA] [AUSIEX TRUST S CBA 37120477- 00] [BUY 2000 AZJ] [AUSIEX TRADING B AZJ 37159454-00] [BUY 20000 IOU] [AUSIEX TRADING B IOU 37443297-00] [BUY 1500 SOL] [AUSIEX TRADING B SOL 37806413-00] [BUY 500 SOL] [AUSIEX TRADING B SOL 37881909-00] [BUY 500 SOL] [BU] | 10,083.00 | | 152,779.07 | | |
| 21/04/2022 | AUSIEX TRUST S BHP 38347920- 00 [SELL 275 CBA] [AUSIEX TRUST S CBA 37120477- 00] [BUY 2000 AZJ] [AUSIEX TRADING B AZJ 37159454-00] [BUY 20000 IOU] [AUSIEX TRADING B IOU 37443297-00] [BUY 1500 SOL] [AUSIEX TRADING B SOL 37806413-00] [BUY 500 SOL] [AUSIEX TRADING B SOL 37881909-00] [BUY 500 SOL] [BU] | 12,788.00 | | 139,991.07 | | |
| 21/04/2022 | AUSIEX TRUST S BHP 38347920- 00 [SELL 275 CBA] [AUSIEX TRUST S CBA 37120477- 00] [BUY 2000 AZJ] [AUSIEX TRADING B AZJ 37159454-00] [BUY 20000 IOU] [AUSIEX TRADING B IOU 37443297-00] [BUY 1500 SOL] [AUSIEX TRADING B SOL 37806413-00] [BUY 500 SOL] [AUSIEX TRADING B SOL 37881909-00] [BUY 500 SOL] [BU] | 7,983.00 | | 132,008.07 | | |
| 21/04/2022 | AUSIEX TRUST S BHP 38347920- 00 [SELL 275 CBA] [AUSIEX TRUST S CBA 37120477- 00] [BUY 2000 AZJ] [AUSIEX TRADING B AZJ 37159454-00] [BUY 20000 IOU] [AUSIEX TRADING B IOU | 13,283.00 | | 118,725.07 | | |

SUPER 630

Bank Statement Report

For The Period 01 July 2021 to 30 June 2022

| Date | Description | Debit \$ | Credit \$ | Ledger Balance \$ | Statement Balance \$ | Variance \$ |
|------------|-------------------------------------------------------------------------------------------------------------------------------------------------------------------------------------------------------------------------------------------------------------------------------------------------------------|-------------|--------------|----------------------|-------------------------|----------------|
| | 37443297-00] [BUY 1500 SOL] [AUSIEX TRADING B SOL 37806413-00] [BUY 500 SOL] [AUSIEX TRADING B SOL 37881909-00] [BUY 500 SOL] [BU] | | | | | |
| 21/04/2022 | AUSIEX TRUST S BHP 38347920- 00 [SELL 275 CBA] [AUSIEX TRUST S CBA 37120477- 00] [BUY 2000 AZJ] [AUSIEX TRADING B AZJ 37159454-00] [BUY 20000 IOU] [AUSIEX TRADING B IOU 37443297-00] [BUY 1500 SOL] [AUSIEX TRADING B SOL 37806413-00] [BUY 500 SOL] [AUSIEX TRADING B SOL 37881909-00] [BUY 500 SOL] [BU] | 41,011.42 | | 77,713.65 | | |
| 21/04/2022 | AUSIEX TRUST S BHP 38347920- 00 [SELL 275 CBA] [AUSIEX TRUST S CBA 37120477- 00] [BUY 2000 AZJ] [AUSIEX TRADING B AZJ 37159454-00] [BUY 20000 IOU] [AUSIEX TRADING B IOU 37443297-00] [BUY 1500 SOL] [AUSIEX TRADING B SOL 37806413-00] [BUY 500 SOL] [AUSIEX TRADING B SOL 37881909-00] [BUY 500 SOL] [BU] | 3,333.00 | | 74,380.65 | | |
| 21/04/2022 | AUSIEX TRUST S BHP 38347920- 00 [SELL 275 CBA] [AUSIEX TRUST S CBA 37120477- 00] [BUY 2000 AZJ] [AUSIEX TRADING B AZJ 37159454-00] [BUY 20000 IOU] [AUSIEX TRADING B IOU 37443297-00] [BUY 1500 SOL] [AUSIEX TRADING B SOL 37806413-00] [BUY 500 SOL] [AUSIEX TRADING B SOL 37881909-00] [BUY 500 SOL] [BU] | 6,833.00 | | 67,547.65 | | |
| 21/04/2022 | AUSIEX TRUST S BHP 38347920- 00 [SELL 275 CBA] [AUSIEX TRUST S CBA 37120477- 00] [BUY 2000 AZJ] [AUSIEX TRADING B AZJ 37159454-00] [BUY 20000 IOU] [AUSIEX TRADING B IOU 37443297-00] [BUY 1500 SOL] [AUSIEX TRADING B SOL 37806413-00] [BUY 500 SOL] [AUSIEX TRADING B SOL 37881909-00] [BUY 500 SOL] [BU] | | 29,103.52 | 96,651.17 | | |
| 22/04/2022 | R/P TO NAB MY SUPER FUTURE PTY LTD | 390.00 | | 96,261.17 | | |
| 29/04/2022 | MACQUARIE CMA INTEREST PAID | | 2.97 | 96,264.14 | | |
| 13/05/2022 | SOL DIV PAYMENT MAY22/00831343 [System Matched Income Data] | | 1,363.00 | 97,627.14 | | |
| 19/05/2022 | ATO ATO006000016192552 | | 6,281.04 | 103,908.18 | | |

SUPER 630

Bank Statement Report

For The Period 01 July 2021 to 30 June 2022

| Date | Description | Debit \$ | Credit \$ | Ledger Balance \$ | Statement Balance \$ | Variance \$ |
|------------|------------------------------------------------------------------------------------------------------------------------------------|-------------------|-------------------|----------------------|-------------------------|----------------|
| 20/05/2022 | R/P TO QTM G G ORTH | 2,000.00 | | 101,908.18 | | |
| 20/05/2022 | R/P TO HBS WENDY C ORTH | 500.00 | | 101,408.18 | | |
| 23/05/2022 | Transfer to 4824 [MACQUARIE BANK 182-222 259216984] | | 149.59 | 101,557.77 | | |
| 25/05/2022 | R/P TO NAB MY SUPER FUTURE PTY LTD | 390.00 | | 101,167.77 | | |
| 31/05/2022 | MACQUARIE CMA INTEREST PAID | | 4.29 | 101,172.06 | | |
| 06/06/2022 | Deposit AUSIEX TRUST S NSCOA 38649119-0 [SELL 3288 NSCOA] | | 39.34 | 101,211.40 | | |
| 06/06/2022 | Deposit NAOS SMALL CAP S00065376547 [System Matched Income Data] | | 133.18 | 101,344.58 | | |
| 09/06/2022 | Direct debit AUSIEX TRADING B VHY 38687516-00 [BUY 250 VHY] | 17,035.50 | | 84,309.08 | | |
| 15/06/2022 | Direct debit AUSIEX TRADING B SOL 38710683-00 [BUY 10000 WAM] [BUY 1000 SOL] [Direct debit AUSIEX TRADING B WAM 38701718-00] | 19,133.00 | | 65,176.08 | | |
| 15/06/2022 | Direct debit AUSIEX TRADING B SOL 38710683-00 [BUY 10000 WAM] [BUY 1000 SOL] [Direct debit AUSIEX TRADING B WAM 38701718-00] | 25,037.50 | | 40,138.58 | | |
| 17/06/2022 | Deposit WAM Capital S00065376547 [System Matched Income Data] | | 387.50 | 40,526.08 | | |
| 20/06/2022 | Funds transfer R/P TO HBS WENDY C ORTH | 500.00 | | 40,026.08 | | |
| 20/06/2022 | Funds transfer R/P TO QTM G G ORTH | 2,000.00 | | 38,026.08 | | |
| 23/06/2022 | Account Closure - Receipt - 171904 Transfer To 962854824 182512 [Deposit ING 060663547 0171904] | | 2,506.37 | 40,532.45 | | |
| 24/06/2022 | Funds transfer R/P TO NAB MY SUPER FUTURE PTY LTD | 390.00 | | 40,142.45 | | |
| 30/06/2022 | Interest MACQUARIE CMA INTEREST PAID* | | 5.70 | 40,148.15 | | |
| 30/06/2022 | CLOSING BALANCE | | | 40,148.15 | | |
| | | <u>196,543.42</u> | <u>122,735.43</u> | | | |

SUPER 630
Bank Statement Report

For The Period 01 July 2021 to 30 June 2022

Chart Code: 60800 / MBL259216984

Account Name: Macquarie Term Deposit 259216984

BSB and Account Number: 182222 259216984

Opening Balance - **Total Debits** + **Total Credits** = **Closing Balance**
 \$ 100,000.00 \$ 349.04 \$ 349.04 \$ 100,000.00

Data Feed Used

| Date | Description | Debit \$ | Credit \$ | Ledger Balance \$ | Statement Balance \$ | Variance \$ |
|------------|-----------------------------------------------------|-------------|--------------|----------------------|-------------------------|----------------|
| 01/07/2021 | Opening Balance | | | 100,000.00 | | |
| 22/11/2021 | Interest Paid | | 199.45 | 100,199.45 | | |
| 22/11/2021 | Transfer to 4824 [MACQUARIE BANK 182-222 259216984] | 199.45 | | 100,000.00 | | |
| 23/05/2022 | Interest Paid | | 149.59 | 100,149.59 | | |
| 23/05/2022 | Transfer to 4824 [MACQUARIE BANK 182-222 259216984] | 149.59 | | 100,000.00 | | |
| 30/06/2022 | CLOSING BALANCE | | | 100,000.00 | | |
| | | 349.04 | 349.04 | | | |

Business Optimiser statement



4294967197


Mr G ORTH
GARY ORTH AND WENDY ORTH ATF SUPER 630
4 JUBILEE CT
PRINCE HENRY HEIGHTS QLD 4350

BSB number: 923 100

Business Optimiser number: 60663547

Statement number: 32

Statement from: 01/04/2022 to 30/06/2022



Balance

| Opening balance | Total money in | Total money out | Closing balance |
|-----------------|----------------|-----------------|-----------------|
| \$2,505.80 | \$0.00 | \$-2,506.37 | \$0.00 |

Transactions

| Date | Details | Money out \$ | Money in \$ | Balance \$ |
|------------|----------------------------------|--------------|-------------|------------|
| 30/04/2022 | Interest Credit - Receipt 961997 | | 0.21 | 2,506.01 |
| 31/05/2022 | Interest Credit - Receipt 933962 | | 0.21 | 2,506.22 |
| 23/06/2022 | Interest Credit - Receipt 171904 | | 0.15 | 2,506.37 |
| 23/06/2022 | Account Closure - Receipt 171904 | -2,506.37 | | 0.00 |
| | Transfer To 962854824 182512 | | | |

Financial Year Summary

Standard Variable rate for the end of statement period: 0.10% p.a.

Total Interest Financial Year to Date: \$2.44

Total Interest for this statement: \$0.57

Tax File Number/ABN/Exemption Provided: Yes

Please check all transactions carefully. If you believe there is an error or unauthorised transaction, or if you have any queries, please call us as soon as possible on 133 464.

For the curious:

Keeping you safe and secure

ING takes the security of customers' transactions and information very seriously and are committed to protecting you against online fraud. If you use our Interactive Services (online, mobile or phone banking), please remember these security guidelines:

1. Ensure that your Access Code, Security Code and PIN are not disclosed to anyone.
2. Choose an Access Code that is difficult to guess. It should not be your date of birth, a part of your name, or consist of repeated, ascending or descending characters.
3. Avoid using computers that are shared with other unknown people for online banking, such as internet cafes and libraries.
4. If you record your Access Code, store it in a safe place, separate from your Client Number.
5. Use care to prevent anyone else seeing your Access Code or PIN when being entered.
6. ING will never send you an email asking you to click on a link to access online banking, or to provide your Access Code, Security Code or PIN.
7. Please check all transactions carefully. If you think there's been an error or unauthorised transaction, call us as soon as possible on 133 464.

These guidelines do not set out the circumstances in which you may be liable for unauthorised electronic transactions. Your liability for unauthorised electronic transactions will be determined under the ePayments Code (as reflected in your Terms and Conditions booklet).

Any advice in this statement does not take into account your objectives, financial situation or needs and you should consider whether it is appropriate for you. Before making any decision in relation to a Business Optimiser, you should read the Business Optimiser Terms and Conditions booklet available at ing.com.au. If you have a complaint or need to speak with us visit ing.com.au/contactus as we have procedures in place to help resolve any issues you may have. Business Optimiser is issued by ING, a business name of ING Bank (Australia) Limited ABN 24 000 893 292, AFSL 229823.



Business Optimiser statement



4294967197

Mr G ORTH
GARY ORTH AND WENDY ORTH ATF SUPER 630
4 JUBILEE CT
PRINCE HENRY HEIGHTS QLD 4350

042

BSB number: 923 100

Business Optimiser number: 60663547

Statement number: 31

Statement from: 01/01/2022 to 31/03/2022



Need to update

your details?

You can update your address, phone number or email easily by logging in at ing.com.au

Balance

| Opening balance | Total money in | Total money out | Closing balance |
|-----------------|----------------|-----------------|-----------------|
| \$2,505.19 | \$0.00 | \$0.00 | \$2,505.80 |

Transactions

| Date | Details | Money out \$ | Money in \$ | Balance \$ |
|------------|----------------------------------|--------------|-------------|------------|
| 31/01/2022 | Interest Credit - Receipt 965419 | | 0.21 | 2,505.40 |
| 28/02/2022 | Interest Credit - Receipt 928211 | | 0.19 | 2,505.59 |
| 31/03/2022 | Interest Credit - Receipt 966576 | | 0.21 | 2,505.80 |

Standard Variable rate for the end of statement period: 0.10% p.a.

Total Interest Financial Year to Date: \$1.87

Total Interest for this statement: \$0.61

Tax File Number/ABN/Exemption Provided: Yes

Please check all transactions carefully. If you believe there is an error or unauthorised transaction, or if you have any queries, please call us as soon as possible on 133 464.

For the curious:

Keeping you safe and secure

ING takes the security of customers' transactions and information very seriously and are committed to protecting you against online fraud. If you use our Interactive Services (online, mobile or phone banking), please remember these security guidelines:

1. Ensure that your Access Code, Security Code and PIN are not disclosed to anyone.
2. Choose an Access Code that is difficult to guess. It should not be your date of birth, a part of your name, or consist of repeated, ascending or descending characters.
3. Avoid using computers that are shared with other unknown people for online banking, such as internet cafes and libraries.
4. If you record your Access Code, store it in a safe place, separate from your Client Number.
5. Use care to prevent anyone else seeing your Access Code or PIN when being entered.
6. ING will never send you an email asking you to click on a link to access online banking, or to provide your Access Code, Security Code or PIN.
7. Please check all transactions carefully. If you think there's been an error or unauthorised transaction, call us as soon as possible on 133 464.

These guidelines do not set out the circumstances in which you may be liable for unauthorised electronic transactions. Your liability for unauthorised electronic transactions will be determined under the ePayments Code (as reflected in your Terms and Conditions booklet).

Any advice in this statement does not take into account your objectives, financial situation or needs and you should consider whether it is appropriate for you. Before making any decision in relation to a Business Optimiser, you should read the Business Optimiser Terms and Conditions booklet available at ing.com.au. If you have a complaint or need to speak with us visit ing.com.au/contactus. We have procedures in place to help resolve any issues you may have. Business Optimiser is issued by ING, a business name of ING Bank (Australia) Limited ABN 24 000 893 292, AFSL 229823.



Business Optimiser statement



4294967197

Mr G ORTH
GARY ORTH AND WENDY ORTH ATF SUPER 630
4 JUBILEE CT
PRINCE HENRY HEIGHTS QLD 4350

042

BSB number: 923 100

Business Optimiser number: 60663547

Statement number: 30

Statement from: 01/10/2021 to 31/12/2021



Need to update
your details?

You can update your address, phone number or email easily by logging in at ing.com.au

Balance

| | | | |
|-----------------|----------------|-----------------|-----------------|
| Opening balance | Total money in | Total money out | Closing balance |
| \$2,504.56 | \$0.00 | \$0.00 | \$2,505.19 |

Transactions

| Date | Details | Money out \$ | Money in \$ | Balance \$ |
|------------|----------------------------------|--------------|-------------|------------|
| 31/10/2021 | Interest Credit - Receipt 962758 | | 0.21 | 2,504.77 |
| 30/11/2021 | Interest Credit - Receipt 933909 | | 0.21 | 2,504.98 |
| 31/12/2021 | Interest Credit - Receipt 909743 | | 0.21 | 2,505.19 |

Standard Variable rate for the end of statement period: 0.10% p.a.

Total Interest Financial Year to Date: \$1.26

Total Interest for this statement: \$0.63

Tax File Number/ABN/Exemption Provided: Yes

Please check all transactions carefully. If you believe there is an error or unauthorised transaction, or if you have any queries, please call us as soon as possible on 133 464.

For the curious:

Keeping you safe and secure

ING takes the security of customers' transactions and information very seriously and are committed to protecting you against online fraud. If you use our Interactive Services (online, mobile or phone banking), please remember these security guidelines:

1. Ensure that your Access Code, Security Code and PIN are not disclosed to anyone.
2. Choose an Access Code that is difficult to guess. It should not be your date of birth, a part of your name, or consist of repeated, ascending or descending characters.
3. Avoid using computers that are shared with other unknown people for online banking, such as internet cafes and libraries.
4. If you record your Access Code, store it in a safe place, separate from your Client Number.
5. Use care to prevent anyone else seeing your Access Code or PIN when being entered.
6. ING will never send you an email asking you to click on a link to access online banking, or to provide your Access Code, Security Code or PIN.
7. Please check all transactions carefully. If you think there's been an error or unauthorised transaction, call us as soon as possible on 133 464.

These guidelines do not set out the circumstances in which you may be liable for unauthorised electronic transactions. Your liability for unauthorised electronic transactions will be determined under the ePayments Code (as reflected in your Terms and Conditions booklet).

Any advice in this statement does not take into account your objectives, financial situation or needs and you should consider whether it is appropriate for you. Before making any decision in relation to a Business Optimiser, you should read the Business Optimiser Terms and Conditions booklet available at ing.com.au or by calling 133 464. If you have a complaint, please call us at any time as we have procedures in place to help resolve any issues you may have. Business Optimiser is issued by ING, a business name of ING Bank (Australia) Limited ABN 24 000 893 292, AFSL 229823.



Business Optimiser statement



042

4294967197

Mr G ORTH
GARY ORTH AND WENDY ORTH ATF SUPER 630
4 JUBILEE CT
PRINCE HENRY HEIGHTS QLD 4350

BSB number: 923 100

Business Optimiser number: 60663547

Statement number: 29

Statement from: 01/07/2021 to 30/09/2021

Need to update your details?

You can update your address, phone number or email easily by giving us a call on 133 464 or log in at ing.com.au



Balance

| | | | |
|-----------------|----------------|-----------------|-----------------|
| Opening balance | Total money in | Total money out | Closing balance |
| \$2,503.93 | \$0.00 | \$0.00 | \$2,504.56 |

Transactions

| Date | Details | Money out \$ | Money in \$ | Balance \$ |
|------------|----------------------------------|--------------|-------------|------------|
| 31/07/2021 | Interest Credit - Receipt 966352 | | 0.21 | 2,504.14 |
| 31/08/2021 | Interest Credit - Receipt 939110 | | 0.21 | 2,504.35 |
| 30/09/2021 | Interest Credit - Receipt 966552 | | 0.21 | 2,504.56 |

Standard Variable rate for the end of statement period: 0.10% p.a.

Total Interest Financial Year to Date: \$0.63

Total Interest for this statement: \$0.63

Tax File Number/ABN/Exemption Provided: Yes

Please check all transactions carefully. If you believe there is an error or unauthorised transaction, or if you have any queries, please call us as soon as possible on 133 464.

For the curious:

Any advice in this statement does not take into account your objectives, financial situation or needs and you should consider whether it is appropriate for you. Before making any decision in relation to a Business Optimiser, you should read the Business Optimiser Terms and Conditions booklet available at ing.com.au or by calling 133 464. If you have a complaint, please call us at any time as we have procedures in place to help resolve any issues you may have. Business Optimiser is issued by ING, a business name of ING Bank (Australia) Limited ABN 24 000 893 292, AFSL 229823.



Cash transactions

1 Jul 2021 to 30 Jun 2022



| | | | |
|----------------|-----------------------------------------------------|--------|-------------|
| Account name | GARY GEORGE ORTH & WENDY COLBURN ORTH ATF SUPER 630 | Active | Balance |
| Account number | 962854824 | | \$44,399.98 |
| BSB | 182-512 | | |
| Product | Cash Management Account | | |
| Issued | 03/11/2022 | | |

| Date | Category | Description | Debit | Credit | Balance |
|-------------|---------------------------|------------------------------------|-----------|----------|------------|
| 30 Jun 2022 | Interest | MACQUARIE CMA INTEREST PAID | | 5.70 | 40,148.15 |
| 24 Jun 2022 | Direct Debits | R/P TO NAB MY SUPER FUTURE PTY LTD | 390.00 | | 40,142.45 |
| 23 Jun 2022 | Transfers | ING 060663547 0171904 | | 2,506.37 | 40,532.45 |
| 20 Jun 2022 | Direct Debits | R/P TO QTM G G ORTH | 2,000.00 | | 38,026.08 |
| 20 Jun 2022 | Direct Debits | R/P TO HBS WENDY C ORTH | 500.00 | | 40,026.08 |
| 17 Jun 2022 | Dividends & Distributions | WAM Capital S00065376547 | | 387.50 | 40,526.08 |
| 15 Jun 2022 | Direct Debits | AUSIEX TRADING B SOL 38710683-00 | 25,037.50 | | 40,138.58 |
| 14 Jun 2022 | Direct Debits | AUSIEX TRADING B WAM 38701718-00 | 19,133.00 | | 65,176.08 |
| 09 Jun 2022 | Direct Debits | AUSIEX TRADING B VHY 38687516-00 | 17,035.50 | | 84,309.08 |
| 06 Jun 2022 | Dividends & Distributions | NAOS SMALL CAP S00065376547 | | 133.18 | 101,344.58 |
| 06 Jun 2022 | Transfers | AUSIEX TRUST S NSCOA 38649119-0 | | 39.34 | 101,211.40 |
| 31 May 2022 | Interest | MACQUARIE CMA INTEREST PAID | | 4.29 | 101,172.06 |
| 25 May 2022 | Direct Debits | R/P TO NAB MY SUPER FUTURE PTY LTD | 390.00 | | 101,167.77 |
| 23 May 2022 | Transfers | MACQUARIE BANK 182-222 259216984 | | 149.59 | 101,557.77 |
| 20 May 2022 | Direct Debits | R/P TO QTM G G ORTH | 2,000.00 | | 101,408.18 |
| 20 May 2022 | Direct Debits | R/P TO HBS WENDY C ORTH | 500.00 | | 103,408.18 |
| 19 May 2022 | Transfers | ATO ATO006000016192552 | | 6,281.04 | 103,908.18 |
| 13 May 2022 | Dividends & Distributions | SOL DIV PAYMENT MAY22/00831343 | | 1,363.00 | 97,627.14 |
| 29 Apr 2022 | Interest | MACQUARIE CMA INTEREST PAID | | 2.97 | 96,264.14 |

| Date | Category | Description | Debit | Credit | Balance |
|-------------|---------------------------|------------------------------------|-----------|-----------|-----------|
| 22 Apr 2022 | Direct Debits | R/P TO NAB MY SUPER FUTURE PTY LTD | 390.00 | | 96,261.17 |
| 21 Apr 2022 | Transfers | AUSIEX TRUST S BHP 38347920-00 | | 26,709.87 | 96,651.17 |
| 20 Apr 2022 | Direct Debits | R/P TO QTM G G ORTH | 2,000.00 | | 69,941.30 |
| 20 Apr 2022 | Direct Debits | R/P TO HBS WENDY C ORTH | 500.00 | | 71,941.30 |
| 20 Apr 2022 | Dividends & Distributions | VHY PAYMENT APR22/00808581 | | 46.38 | 72,441.30 |
| 20 Apr 2022 | Dividends & Distributions | DST MAR22 001276726502 | | 565.62 | 72,394.92 |
| 13 Apr 2022 | Dividends & Distributions | IVV PAYMENT APR22/00812427 | | 82.36 | 71,829.30 |
| 06 Apr 2022 | Transfers | AUSIEX TRUST S WOR 38256149-00 | | 26,360.40 | 71,746.94 |
| 01 Apr 2022 | Dividends & Distributions | TLS ITM DIV 001274782679 | | 860.40 | 45,386.54 |
| 31 Mar 2022 | Interest | MACQUARIE CMA INTEREST PAID | | 1.84 | 44,526.14 |
| 30 Mar 2022 | Dividends & Distributions | WESFARMERS LTD INT22/01063911 | | 528.00 | 44,524.30 |
| 30 Mar 2022 | Dividends & Distributions | WOR DIVIDEND INT22/00817087 | | 500.00 | 43,996.30 |
| 30 Mar 2022 | Dividends & Distributions | AZJ LIMITED MAR22/00847245 | | 1,050.00 | 43,496.30 |
| 28 Mar 2022 | Dividends & Distributions | BHP GROUP DIV AI385/00425020 | | 4,564.75 | 42,446.30 |
| 25 Mar 2022 | Direct Debits | R/P TO NAB MY SUPER FUTURE PTY LTD | 390.00 | | 37,881.55 |
| 25 Mar 2022 | Dividends & Distributions | Origin Energy S00065376547 | | 191.00 | 38,271.55 |
| 25 Mar 2022 | Dividends & Distributions | NAOS SMALL CAP S00065376547 | | 133.18 | 38,080.55 |
| 24 Mar 2022 | Dividends & Distributions | SANTOS DIVIDEND AUF22/00904656 | | 337.49 | 37,947.37 |
| 23 Mar 2022 | Dividends & Distributions | WOODSIDE FIN21/00621571 | | 925.18 | 37,609.88 |
| 18 Mar 2022 | Direct Debits | R/P TO QTM G G ORTH | 2,000.00 | | 36,684.70 |
| 18 Mar 2022 | Direct Debits | R/P TO HBS WENDY C ORTH | 500.00 | | 38,684.70 |
| 10 Mar 2022 | Direct Debits | AUSIEX TRADING B HPG 38067776-00 | 6,513.00 | | 39,184.70 |
| 09 Mar 2022 | Direct Debits | AUSIEX TRADING B SUL 38059906-00 | 10,083.00 | | 45,697.70 |
| 28 Feb 2022 | Interest | MACQUARIE CMA INTEREST PAID | | 3.16 | 55,780.70 |

| Date | Category | Description | Debit | Credit | Balance |
|-------------|---------------------------|------------------------------------|-----------|----------|------------|
| 25 Feb 2022 | Direct Debits | R/P TO NAB MY SUPER FUTURE PTY LTD | 390.00 | | 55,777.54 |
| 22 Feb 2022 | Direct Debits | AUSIEX TRADING B SOL 37939243-00 | 12,788.00 | | 56,167.54 |
| 22 Feb 2022 | Direct Debits | AUSIEX TRADING B HPG 37935208-00 | 7,983.00 | | 68,955.54 |
| 18 Feb 2022 | Direct Debits | R/P TO QTM G G ORTH | 2,000.00 | | 76,938.54 |
| 18 Feb 2022 | Direct Debits | R/P TO HBS WENDY C ORTH | 500.00 | | 78,938.54 |
| 15 Feb 2022 | Direct Debits | AUSIEX TRADING B SOL 37881909-00 | 13,283.00 | | 79,438.54 |
| 02 Feb 2022 | Direct Debits | AUSIEX TRADING B SOL 37806413-00 | 41,011.42 | | 92,721.54 |
| 31 Jan 2022 | Interest | MACQUARIE CMA INTEREST PAID | | 5.77 | 133,732.96 |
| 25 Jan 2022 | Direct Debits | R/P TO NAB MY SUPER FUTURE PTY LTD | 390.00 | | 133,727.19 |
| 20 Jan 2022 | Direct Debits | R/P TO QTM G G ORTH | 2,000.00 | | 134,117.19 |
| 20 Jan 2022 | Direct Debits | R/P TO HBS WENDY C ORTH | 500.00 | | 136,117.19 |
| 19 Jan 2022 | Dividends & Distributions | VHY PAYMENT JAN22/00808515 | | 27.00 | 136,617.19 |
| 19 Jan 2022 | Dividends & Distributions | UMAX DST 001270942182 | | 376.38 | 136,590.19 |
| 05 Jan 2022 | Dividends & Distributions | IVV PAYMENT JAN22/00812427 | | 88.54 | 136,213.81 |
| 31 Dec 2021 | Interest | MACQUARIE CMA INTEREST PAID | | 5.86 | 136,125.27 |
| 24 Dec 2021 | Direct Debits | R/P TO NAB MY SUPER FUTURE PTY LTD | 390.00 | | 136,119.41 |
| 20 Dec 2021 | Direct Debits | R/P TO QTM G G ORTH | 2,000.00 | | 136,509.41 |
| 20 Dec 2021 | Direct Debits | R/P TO HBS WENDY C ORTH | 500.00 | | 138,509.41 |
| 16 Dec 2021 | Dividends & Distributions | ANZ DIVIDEND A072/00668458 | | 547.92 | 139,009.41 |
| 15 Dec 2021 | Dividends & Distributions | NAB FINAL DIV DV222/00592792 | | 2,131.94 | 138,461.49 |
| 14 Dec 2021 | Dividends & Distributions | SOL DIV PAYMENT DEC21/00830863 | | 792.00 | 136,329.55 |
| 07 Dec 2021 | Direct Debits | AUSIEX TRADING B IOU 37443297-00 | 3,333.00 | | 135,537.55 |
| 02 Dec 2021 | Transfers | WESFARMERS LTD RCA21/01172610 | | 1,320.00 | 138,870.55 |
| 30 Nov 2021 | Dividends & Distributions | NAOS SMALL CAP S00065376547 | | 123.31 | 137,550.55 |

| Date | Category | Description | Debit | Credit | Balance |
|-------------|---------------------------|------------------------------------|----------|-----------|------------|
| 30 Nov 2021 | Interest | MACQUARIE CMA INTEREST PAID | | 9.49 | 137,427.24 |
| 25 Nov 2021 | Direct Debits | R/P TO NAB MY SUPER FUTURE PTY LTD | 390.00 | | 137,417.75 |
| 22 Nov 2021 | Transfers | MACQUARIE BANK 182-222 259216984 | | 199.45 | 137,807.75 |
| 19 Nov 2021 | Direct Debits | R/P TO QTM G G ORTH | 2,000.00 | | 137,608.30 |
| 19 Nov 2021 | Direct Debits | R/P TO HBS WENDY C ORTH | 500.00 | | 139,608.30 |
| 03 Nov 2021 | Transfers | R/P MANUAL | 390.00 | | 140,108.30 |
| 02 Nov 2021 | Direct Debits | AUSIEX TRADING B AZJ 37159454-00 | 6,833.00 | | 140,498.30 |
| 29 Oct 2021 | Dividends & Distributions | WAM Capital S00065376547 | | 387.50 | 147,331.30 |
| 29 Oct 2021 | Interest | MACQUARIE CMA INTEREST PAID | | 12.50 | 146,943.80 |
| 28 Oct 2021 | Transfers | AUSIEX TRUST S CBA 37120477-00 | | 29,103.52 | 146,931.30 |
| 20 Oct 2021 | Direct Debits | R/P TO QTM G G ORTH | 2,000.00 | | 117,827.78 |
| 20 Oct 2021 | Direct Debits | R/P TO HBS WENDY C ORTH | 500.00 | | 119,827.78 |
| 18 Oct 2021 | Dividends & Distributions | VHY PAYMENT OCT21/00808287 | | 88.80 | 120,327.78 |
| 18 Oct 2021 | Dividends & Distributions | UMAX DST 001268466532 | | 388.37 | 120,238.98 |
| 13 Oct 2021 | Dividends & Distributions | IVV PAYMENT OCT21/00812415 | | 96.60 | 119,850.61 |
| 07 Oct 2021 | Dividends & Distributions | WESFARMERS LTD FIN21/01062425 | | 594.00 | 119,754.01 |
| 01 Oct 2021 | Dividends & Distributions | Origin Energy S00065376547 | | 114.60 | 119,160.01 |
| 30 Sep 2021 | Interest | MACQUARIE CMA INTEREST PAID | | 11.23 | 119,045.41 |
| 29 Sep 2021 | Dividends & Distributions | WOR DIVIDEND FIN21/00817622 | | 500.00 | 119,034.18 |
| 29 Sep 2021 | Dividends & Distributions | CBA FNL DIV 001263474282 | | 550.00 | 118,534.18 |
| 24 Sep 2021 | Dividends & Distributions | WOODSIDE INT21/00621378 | | 259.75 | 117,984.18 |
| 23 Sep 2021 | Dividends & Distributions | TLS FNL DIV 001264938435 | | 860.40 | 117,724.43 |
| 22 Sep 2021 | Dividends & Distributions | AZJ LIMITED SEP21/00846797 | | 1,152.00 | 116,864.03 |
| 21 Sep 2021 | Dividends & Distributions | BHP GROUP DIV AF384/01126265 | | 5,957.30 | 115,712.03 |

| Date | Category | Description | Debit | Credit | Balance |
|---------------|---------------------------|--------------------------------|-------------------|-------------------|------------|
| 21 Sep 2021 | Dividends & Distributions | SANTOS LIMITED S00065376547 | | 219.89 | 109,754.73 |
| 20 Sep 2021 | Direct Debits | R/P TO QTM G G ORTH | 2,000.00 | | 109,534.84 |
| 20 Sep 2021 | Direct Debits | R/P TO HBS WENDY C ORTH | 500.00 | | 111,534.84 |
| 20 Sep 2021 | Dividends & Distributions | NAOS SMALL CAP S00065376547 | | 123.31 | 112,034.84 |
| 31 Aug 2021 | Interest | MACQUARIE CMA INTEREST PAID | | 11.62 | 111,911.53 |
| 20 Aug 2021 | Direct Debits | R/P TO QTM G G ORTH | 2,000.00 | | 111,899.91 |
| 20 Aug 2021 | Direct Debits | R/P TO HBS WENDY C ORTH | 500.00 | | 113,899.91 |
| 30 Jul 2021 | Interest | MACQUARIE CMA INTEREST PAID | | 11.79 | 114,399.91 |
| 20 Jul 2021 | Direct Debits | R/P TO QTM G G ORTH | 2,000.00 | | 114,388.12 |
| 20 Jul 2021 | Direct Debits | R/P TO HBS WENDY C ORTH | 500.00 | | 116,388.12 |
| 16 Jul 2021 | Dividends & Distributions | VHY PAYMENT JUL21/00808155 | | 18.38 | 116,888.12 |
| 16 Jul 2021 | Dividends & Distributions | UMAX DST JUNE 001262087712 | | 385.94 | 116,869.74 |
| 13 Jul 2021 | Dividends & Distributions | IVV PAYMENT JUL21/00812197 | | 85.76 | 116,483.80 |
| 02 Jul 2021 | Dividends & Distributions | NAB INTERIM DIV DV221/01104837 | | 1,909.20 | 116,398.04 |
| 01 Jul 2021 | Dividends & Distributions | ANZ DIVIDEND A071/00677451 | | 532.70 | 114,488.84 |
| Totals | | | 196,543.42 | 122,735.43 | |

This transaction list isn't a statement. We recommend you or your client review all transactions to ensure they're accurate.

Account details

GARY GEORGE ORTH & WENDY COLBURN ORTH ATF
 SUPER 630
 962854824
 Cash Management Account

60800 - Term Deposits

2022 Financial Year

Preparer Louise Montiel

Reviewer Steven Lee

Status Completed

| Account Code | Description | CY Balance | LY Balance | Change |
|--------------|----------------------------------|-------------------|-------------------|--------|
| MBL259216984 | Macquarie Term Deposit 259216984 | \$100,000.00 | \$100,000.00 | 0% |
| TOTAL | | CY Balance | LY Balance | |
| | | \$100,000.00 | \$100,000.00 | |

Supporting Documents

- Bank Statement Report [Report](#)
- Macquarie Term Deposit Statement 6 30.06.22 Super 630 19.10.22.pdf [MBL259216984](#)
- Macquarie Term Deposit Statement 5 31.12.21 Super 630 19.10.22.pdf [MBL259216984](#)

Standard Checklist

- Attach Copies of Statements and Interest slips
- Attach copy of Bank Statement Report
- Ensure all Transactions have been entered

SUPER 630

Bank Statement Report

For The Period 01 July 2021 to 30 June 2022

Chart Code: 60400 / ING060663547

Account Name: ING Business Optimiser 060663547

BSB and Account Number: 923100 060663547

| | | | | | | | |
|------------------------|---|---------------------|---|----------------------|---|------------------------|-----------------------|
| Opening Balance | - | Total Debits | + | Total Credits | = | Closing Balance | Data Feed Used |
| \$ 2,503.93 | | \$ 2,506.37 | | \$ 2.44 | | \$ 0.00 | |

| Date | Description | Debit \$ | Credit \$ | Ledger Balance \$ | Statement Balance \$ | Variance \$ |
|------------|----------------------------------------------------------------------------------------------------|-----------------|--------------|----------------------|-------------------------|----------------|
| 01/07/2021 | Opening Balance | | | 2,503.93 | | |
| 31/07/2021 | Interest Credit - Receipt 966352 | | 0.21 | 2,504.14 | | |
| 31/08/2021 | Interest Credit - Receipt 939110 | | 0.21 | 2,504.35 | | |
| 30/09/2021 | Interest Credit - Receipt 966552 | | 0.21 | 2,504.56 | | |
| 31/10/2021 | Interest Credit - Receipt 962758 | | 0.21 | 2,504.77 | | |
| 30/11/2021 | Interest Credit - Receipt 933909 | | 0.21 | 2,504.98 | | |
| 31/12/2021 | Interest Credit - Receipt 909743 | | 0.21 | 2,505.19 | | |
| 31/01/2022 | Interest Credit - Receipt 965419 | | 0.21 | 2,505.40 | | |
| 28/02/2022 | Interest Credit - Receipt 928211 | | 0.19 | 2,505.59 | | |
| 31/03/2022 | Interest Credit - Receipt 966576 | | 0.21 | 2,505.80 | | |
| 30/04/2022 | Interest Credit - Receipt 961997 | | 0.21 | 2,506.01 | | |
| 31/05/2022 | Interest Credit - Receipt 933962 | | 0.21 | 2,506.22 | | |
| 23/06/2022 | Interest Credit - Receipt 171904 | | 0.15 | 2,506.37 | | |
| 23/06/2022 | Account Closure - Receipt - 171904 Transfer To 962854824 182512 [Deposit ING 060663547 0171904] | 2,506.37 | | 0.00 | | |
| 30/06/2022 | CLOSING BALANCE | | | 0.00 | | |
| | | <u>2,506.37</u> | <u>2.44</u> | | | |

SUPER 630

Bank Statement Report

For The Period 01 July 2021 to 30 June 2022

Chart Code: 60400 / MAQ962854824
Account Name: Macquarie CMA 962854824
BSB and Account Number: 182512 962854824

Opening Balance - **Total Debits** + **Total Credits** = **Closing Balance** **Data Feed Used**
\$ 113,956.14 \$ 196,543.42 \$ 122,735.43 \$ 40,148.15

| Date | Description | Debit \$ | Credit \$ | Ledger Balance \$ | Statement Balance \$ | Variance \$ |
|------------|----------------------------------------------------------------|-------------|--------------|----------------------|-------------------------|----------------|
| 01/07/2021 | Opening Balance | | | 113,956.14 | | |
| 01/07/2021 | ANZ DIVIDEND A071/00677451 [System Matched Income Data] | | 532.70 | 114,488.84 | | |
| 02/07/2021 | NAB INTERIM DIV DV221/01104837 [System Matched Income Data] | | 1,909.20 | 116,398.04 | | |
| 13/07/2021 | IVV PAYMENT JUL21/00812197 [Amount Receivable] | | 85.76 | 116,483.80 | | |
| 16/07/2021 | VHY PAYMENT JUL21/00808155 [Amount Receivable] | | 18.38 | 116,502.18 | | |
| 16/07/2021 | UMAX DST JUNE 001262087712 [Amount Receivable] | | 385.94 | 116,888.12 | | |
| 20/07/2021 | R/P TO QTM G G ORTH | 2,000.00 | | 114,888.12 | | |
| 20/07/2021 | R/P TO HBS WENDY C ORTH | 500.00 | | 114,388.12 | | |
| 30/07/2021 | MACQUARIE CMA INTEREST PAID | | 11.79 | 114,399.91 | | |
| 20/08/2021 | R/P TO QTM G G ORTH | 2,000.00 | | 112,399.91 | | |
| 20/08/2021 | R/P TO HBS WENDY C ORTH | 500.00 | | 111,899.91 | | |
| 31/08/2021 | MACQUARIE CMA INTEREST PAID | | 11.62 | 111,911.53 | | |
| 20/09/2021 | R/P TO QTM G G ORTH | 2,000.00 | | 109,911.53 | | |
| 20/09/2021 | R/P TO HBS WENDY C ORTH | 500.00 | | 109,411.53 | | |
| 20/09/2021 | NAOS SMALL CAP S00065376547 [System Matched Income Data] | | 123.31 | 109,534.84 | | |
| 21/09/2021 | BHP GROUP DIV AF384/01126265 [System Matched Income Data] | | 5,957.30 | 115,492.14 | | |
| 21/09/2021 | SANTOS LIMITED S00065376547 [System Matched Income Data] | | 219.89 | 115,712.03 | | |

SUPER 630

Bank Statement Report

For The Period 01 July 2021 to 30 June 2022

| Date | Description | Debit \$ | Credit \$ | Ledger Balance \$ | Statement Balance \$ | Variance \$ |
|------------|------------------------------------------------------------|-------------|--------------|----------------------|-------------------------|----------------|
| 22/09/2021 | AZJ LIMITED SEP21/00846797 [System Matched Income Data] | | 1,152.00 | 116,864.03 | | |
| 23/09/2021 | TLS FNL DIV 001264938435 [System Matched Income Data] | | 860.40 | 117,724.43 | | |
| 24/09/2021 | WOODSIDE INT21/00621378 [System Matched Income Data] | | 259.75 | 117,984.18 | | |
| 29/09/2021 | WOR DIVIDEND FIN21/00817622 [System Matched Income Data] | | 500.00 | 118,484.18 | | |
| 29/09/2021 | CBA FNL DIV 001263474282 [System Matched Income Data] | | 550.00 | 119,034.18 | | |
| 30/09/2021 | MACQUARIE CMA INTEREST PAID | | 11.23 | 119,045.41 | | |
| 01/10/2021 | Origin Energy S00065376547 [System Matched Income Data] | | 114.60 | 119,160.01 | | |
| 07/10/2021 | WESFARMERS LTD FIN21/01062425 [System Matched Income Data] | | 594.00 | 119,754.01 | | |
| 13/10/2021 | IVV PAYMENT OCT21/00812415 [System Matched Income Data] | | 96.60 | 119,850.61 | | |
| 18/10/2021 | VHY PAYMENT OCT21/00808287 [System Matched Income Data] | | 88.80 | 119,939.41 | | |
| 18/10/2021 | UMAX DST 001268466532 [System Matched Income Data] | | 388.37 | 120,327.78 | | |
| 20/10/2021 | R/P TO QTM G G ORTH | 2,000.00 | | 118,327.78 | | |
| 20/10/2021 | R/P TO HBS WENDY C ORTH | 500.00 | | 117,827.78 | | |
| 29/10/2021 | WAM Capital S00065376547 [System Matched Income Data] | | 387.50 | 118,215.28 | | |
| 29/10/2021 | MACQUARIE CMA INTEREST PAID | | 12.50 | 118,227.78 | | |
| 03/11/2021 | R/P MANUAL | 390.00 | | 117,837.78 | | |
| 19/11/2021 | R/P TO QTM G G ORTH | 2,000.00 | | 115,837.78 | | |
| 19/11/2021 | R/P TO HBS WENDY C ORTH | 500.00 | | 115,337.78 | | |
| 22/11/2021 | Transfer to 4824 [MACQUARIE BANK 182-222 259216984] | | 199.45 | 115,537.23 | | |
| 25/11/2021 | R/P TO NAB MY SUPER FUTURE PTY LTD | 390.00 | | 115,147.23 | | |
| 30/11/2021 | NAOS SMALL CAP S00065376547 [System Matched Income Data] | | 123.31 | 115,270.54 | | |

SUPER 630**Bank Statement Report**

For The Period 01 July 2021 to 30 June 2022

| Date | Description | Debit \$ | Credit \$ | Ledger Balance \$ | Statement Balance \$ | Variance \$ |
|------------|-----------------------------------------------------------------|-------------|--------------|----------------------|-------------------------|----------------|
| 30/11/2021 | MACQUARIE CMA INTEREST PAID | | 9.49 | 115,280.03 | | |
| 02/12/2021 | WESFARMERS LTD RCA21/01172610 [Return of Capital: \$2 per unit] | | 1,320.00 | 116,600.03 | | |
| 14/12/2021 | SOL DIV PAYMENT DEC21/00830863 [System Matched Income Data] | | 792.00 | 117,392.03 | | |
| 15/12/2021 | NAB FINAL DIV DV222/00592792 [System Matched Income Data] | | 2,131.94 | 119,523.97 | | |
| 16/12/2021 | ANZ DIVIDEND A072/00668458 [System Matched Income Data] | | 547.92 | 120,071.89 | | |
| 20/12/2021 | R/P TO QTM G G ORTH | 2,000.00 | | 118,071.89 | | |
| 20/12/2021 | R/P TO HBS WENDY C ORTH | 500.00 | | 117,571.89 | | |
| 24/12/2021 | R/P TO NAB MY SUPER FUTURE PTY LTD | 390.00 | | 117,181.89 | | |
| 31/12/2021 | MACQUARIE CMA INTEREST PAID | | 5.86 | 117,187.75 | | |
| 05/01/2022 | IVV PAYMENT JAN22/00812427 [System Matched Income Data] | | 88.54 | 117,276.29 | | |
| 19/01/2022 | VHY PAYMENT JAN22/00808515 [System Matched Income Data] | | 27.00 | 117,303.29 | | |
| 19/01/2022 | UMAX DST 001270942182 [System Matched Income Data] | | 376.38 | 117,679.67 | | |
| 20/01/2022 | R/P TO QTM G G ORTH | 2,000.00 | | 115,679.67 | | |
| 20/01/2022 | R/P TO HBS WENDY C ORTH | 500.00 | | 115,179.67 | | |
| 25/01/2022 | R/P TO NAB MY SUPER FUTURE PTY LTD | 390.00 | | 114,789.67 | | |
| 31/01/2022 | MACQUARIE CMA INTEREST PAID | | 5.77 | 114,795.44 | | |
| 18/02/2022 | R/P TO QTM G G ORTH | 2,000.00 | | 112,795.44 | | |
| 18/02/2022 | R/P TO HBS WENDY C ORTH | 500.00 | | 112,295.44 | | |
| 25/02/2022 | R/P TO NAB MY SUPER FUTURE PTY LTD | 390.00 | | 111,905.44 | | |
| 28/02/2022 | MACQUARIE CMA INTEREST PAID | | 3.16 | 111,908.60 | | |
| 18/03/2022 | R/P TO QTM G G ORTH | 2,000.00 | | 109,908.60 | | |

SUPER 630

Bank Statement Report

For The Period 01 July 2021 to 30 June 2022

| Date | Description | Debit \$ | Credit \$ | Ledger Balance \$ | Statement Balance \$ | Variance \$ |
|------------|-------------------------------------------------------------------------------------------------------------------------------------------------------------------------------------------------------------------------------------------------------------------------------------------------------------|-------------|--------------|----------------------|-------------------------|----------------|
| 18/03/2022 | R/P TO HBS WENDY C ORTH | 500.00 | | 109,408.60 | | |
| 23/03/2022 | WOODSIDE FIN21/00621571 [System Matched Income Data] | | 925.18 | 110,333.78 | | |
| 24/03/2022 | SANTOS DIVIDEND AUF22/00904656 [System Matched Income Data] | | 337.49 | 110,671.27 | | |
| 25/03/2022 | R/P TO NAB MY SUPER FUTURE PTY LTD | 390.00 | | 110,281.27 | | |
| 25/03/2022 | Origin Energy S00065376547 [System Matched Income Data] | | 191.00 | 110,472.27 | | |
| 25/03/2022 | NAOS SMALL CAP S00065376547 [System Matched Income Data] | | 133.18 | 110,605.45 | | |
| 28/03/2022 | BHP GROUP DIV AI385/00425020 [System Matched Income Data] | | 4,564.75 | 115,170.20 | | |
| 30/03/2022 | WESFARMERS LTD INT22/01063911 [System Matched Income Data] | | 528.00 | 115,698.20 | | |
| 30/03/2022 | WOR DIVIDEND INT22/00817087 [System Matched Income Data] | | 500.00 | 116,198.20 | | |
| 30/03/2022 | AZJ LIMITED MAR22/00847245 [System Matched Income Data] | | 1,050.00 | 117,248.20 | | |
| 31/03/2022 | MACQUARIE CMA INTEREST PAID | | 1.84 | 117,250.04 | | |
| 01/04/2022 | TLS ITM DIV 001274782679 [System Matched Income Data] | | 860.40 | 118,110.44 | | |
| 13/04/2022 | IVV PAYMENT APR22/00812427 [System Matched Income Data] | | 82.36 | 118,192.80 | | |
| 20/04/2022 | R/P TO QTM G G ORTH | 2,000.00 | | 116,192.80 | | |
| 20/04/2022 | R/P TO HBS WENDY C ORTH | 500.00 | | 115,692.80 | | |
| 20/04/2022 | VHY PAYMENT APR22/00808581 [System Matched Income Data] | | 46.38 | 115,739.18 | | |
| 20/04/2022 | DST MAR22 001276726502 [System Matched Income Data] | | 565.62 | 116,304.80 | | |
| 21/04/2022 | AUSIEX TRUST S BHP 38347920- 00 [SELL 275 CBA] [AUSIEX TRUST S CBA 37120477- 00] [BUY 2000 AZJ] [AUSIEX TRADING B AZJ 37159454-00] [BUY 20000 IOU] [AUSIEX TRADING B IOU 37443297-00] [BUY 1500 SOL] [AUSIEX TRADING B SOL 37806413-00] [BUY 500 SOL] [AUSIEX TRADING B SOL 37881909-00] [BUY 500 SOL] [BU] | | 26,709.87 | 143,014.67 | | |

SUPER 630

Bank Statement Report

For The Period 01 July 2021 to 30 June 2022

| Date | Description | Debit \$ | Credit \$ | Ledger Balance \$ | Statement Balance \$ | Variance \$ |
|------------|-------------------------------------------------------------------------------------------------------------------------------------------------------------------------------------------------------------------------------------------------------------------------------------------------------------|-------------|--------------|----------------------|-------------------------|----------------|
| 21/04/2022 | AUSIEX TRUST S BHP 38347920- 00 [SELL 275 CBA] [AUSIEX TRUST S CBA 37120477- 00] [BUY 2000 AZJ] [AUSIEX TRADING B AZJ 37159454-00] [BUY 20000 IOU] [AUSIEX TRADING B IOU 37443297-00] [BUY 1500 SOL] [AUSIEX TRADING B SOL 37806413-00] [BUY 500 SOL] [AUSIEX TRADING B SOL 37881909-00] [BUY 500 SOL] [BU] | | 26,360.40 | 169,375.07 | | |
| 21/04/2022 | AUSIEX TRUST S BHP 38347920- 00 [SELL 275 CBA] [AUSIEX TRUST S CBA 37120477- 00] [BUY 2000 AZJ] [AUSIEX TRADING B AZJ 37159454-00] [BUY 20000 IOU] [AUSIEX TRADING B IOU 37443297-00] [BUY 1500 SOL] [AUSIEX TRADING B SOL 37806413-00] [BUY 500 SOL] [AUSIEX TRADING B SOL 37881909-00] [BUY 500 SOL] [BU] | 6,513.00 | | 162,862.07 | | |
| 21/04/2022 | AUSIEX TRUST S BHP 38347920- 00 [SELL 275 CBA] [AUSIEX TRUST S CBA 37120477- 00] [BUY 2000 AZJ] [AUSIEX TRADING B AZJ 37159454-00] [BUY 20000 IOU] [AUSIEX TRADING B IOU 37443297-00] [BUY 1500 SOL] [AUSIEX TRADING B SOL 37806413-00] [BUY 500 SOL] [AUSIEX TRADING B SOL 37881909-00] [BUY 500 SOL] [BU] | 10,083.00 | | 152,779.07 | | |
| 21/04/2022 | AUSIEX TRUST S BHP 38347920- 00 [SELL 275 CBA] [AUSIEX TRUST S CBA 37120477- 00] [BUY 2000 AZJ] [AUSIEX TRADING B AZJ 37159454-00] [BUY 20000 IOU] [AUSIEX TRADING B IOU 37443297-00] [BUY 1500 SOL] [AUSIEX TRADING B SOL 37806413-00] [BUY 500 SOL] [AUSIEX TRADING B SOL 37881909-00] [BUY 500 SOL] [BU] | 12,788.00 | | 139,991.07 | | |
| 21/04/2022 | AUSIEX TRUST S BHP 38347920- 00 [SELL 275 CBA] [AUSIEX TRUST S CBA 37120477- 00] [BUY 2000 AZJ] [AUSIEX TRADING B AZJ 37159454-00] [BUY 20000 IOU] [AUSIEX TRADING B IOU 37443297-00] [BUY 1500 SOL] [AUSIEX TRADING B SOL 37806413-00] [BUY 500 SOL] [AUSIEX TRADING B SOL 37881909-00] [BUY 500 SOL] [BU] | 7,983.00 | | 132,008.07 | | |
| 21/04/2022 | AUSIEX TRUST S BHP 38347920- 00 [SELL 275 CBA] [AUSIEX TRUST S CBA 37120477- 00] [BUY 2000 AZJ] [AUSIEX TRADING B AZJ 37159454-00] [BUY 20000 IOU] [AUSIEX TRADING B IOU | 13,283.00 | | 118,725.07 | | |

SUPER 630

Bank Statement Report

For The Period 01 July 2021 to 30 June 2022

| Date | Description | Debit \$ | Credit \$ | Ledger Balance \$ | Statement Balance \$ | Variance \$ |
|------------|-------------------------------------------------------------------------------------------------------------------------------------------------------------------------------------------------------------------------------------------------------------------------------------------------------------|-------------|--------------|----------------------|-------------------------|----------------|
| | 37443297-00] [BUY 1500 SOL] [AUSIEX TRADING B SOL 37806413-00] [BUY 500 SOL] [AUSIEX TRADING B SOL 37881909-00] [BUY 500 SOL] [BU] | | | | | |
| 21/04/2022 | AUSIEX TRUST S BHP 38347920- 00 [SELL 275 CBA] [AUSIEX TRUST S CBA 37120477- 00] [BUY 2000 AZJ] [AUSIEX TRADING B AZJ 37159454-00] [BUY 20000 IOU] [AUSIEX TRADING B IOU 37443297-00] [BUY 1500 SOL] [AUSIEX TRADING B SOL 37806413-00] [BUY 500 SOL] [AUSIEX TRADING B SOL 37881909-00] [BUY 500 SOL] [BU] | 41,011.42 | | 77,713.65 | | |
| 21/04/2022 | AUSIEX TRUST S BHP 38347920- 00 [SELL 275 CBA] [AUSIEX TRUST S CBA 37120477- 00] [BUY 2000 AZJ] [AUSIEX TRADING B AZJ 37159454-00] [BUY 20000 IOU] [AUSIEX TRADING B IOU 37443297-00] [BUY 1500 SOL] [AUSIEX TRADING B SOL 37806413-00] [BUY 500 SOL] [AUSIEX TRADING B SOL 37881909-00] [BUY 500 SOL] [BU] | 3,333.00 | | 74,380.65 | | |
| 21/04/2022 | AUSIEX TRUST S BHP 38347920- 00 [SELL 275 CBA] [AUSIEX TRUST S CBA 37120477- 00] [BUY 2000 AZJ] [AUSIEX TRADING B AZJ 37159454-00] [BUY 20000 IOU] [AUSIEX TRADING B IOU 37443297-00] [BUY 1500 SOL] [AUSIEX TRADING B SOL 37806413-00] [BUY 500 SOL] [AUSIEX TRADING B SOL 37881909-00] [BUY 500 SOL] [BU] | 6,833.00 | | 67,547.65 | | |
| 21/04/2022 | AUSIEX TRUST S BHP 38347920- 00 [SELL 275 CBA] [AUSIEX TRUST S CBA 37120477- 00] [BUY 2000 AZJ] [AUSIEX TRADING B AZJ 37159454-00] [BUY 20000 IOU] [AUSIEX TRADING B IOU 37443297-00] [BUY 1500 SOL] [AUSIEX TRADING B SOL 37806413-00] [BUY 500 SOL] [AUSIEX TRADING B SOL 37881909-00] [BUY 500 SOL] [BU] | | 29,103.52 | 96,651.17 | | |
| 22/04/2022 | R/P TO NAB MY SUPER FUTURE PTY LTD | 390.00 | | 96,261.17 | | |
| 29/04/2022 | MACQUARIE CMA INTEREST PAID | | 2.97 | 96,264.14 | | |
| 13/05/2022 | SOL DIV PAYMENT MAY22/00831343 [System Matched Income Data] | | 1,363.00 | 97,627.14 | | |
| 19/05/2022 | ATO ATO006000016192552 | | 6,281.04 | 103,908.18 | | |

SUPER 630**Bank Statement Report**

For The Period 01 July 2021 to 30 June 2022

| Date | Description | Debit \$ | Credit \$ | Ledger Balance \$ | Statement Balance \$ | Variance \$ |
|------------|------------------------------------------------------------------------------------------------------------------------------------|-------------------|-------------------|----------------------|-------------------------|----------------|
| 20/05/2022 | R/P TO QTM G G ORTH | 2,000.00 | | 101,908.18 | | |
| 20/05/2022 | R/P TO HBS WENDY C ORTH | 500.00 | | 101,408.18 | | |
| 23/05/2022 | Transfer to 4824 [MACQUARIE BANK 182-222 259216984] | | 149.59 | 101,557.77 | | |
| 25/05/2022 | R/P TO NAB MY SUPER FUTURE PTY LTD | 390.00 | | 101,167.77 | | |
| 31/05/2022 | MACQUARIE CMA INTEREST PAID | | 4.29 | 101,172.06 | | |
| 06/06/2022 | Deposit AUSIEX TRUST S NSCOA 38649119-0 [SELL 3288 NSCOA] | | 39.34 | 101,211.40 | | |
| 06/06/2022 | Deposit NAOS SMALL CAP S00065376547 [System Matched Income Data] | | 133.18 | 101,344.58 | | |
| 09/06/2022 | Direct debit AUSIEX TRADING B VHY 38687516-00 [BUY 250 VHY] | 17,035.50 | | 84,309.08 | | |
| 15/06/2022 | Direct debit AUSIEX TRADING B SOL 38710683-00 [BUY 10000 WAM] [BUY 1000 SOL] [Direct debit AUSIEX TRADING B WAM 38701718-00] | 19,133.00 | | 65,176.08 | | |
| 15/06/2022 | Direct debit AUSIEX TRADING B SOL 38710683-00 [BUY 10000 WAM] [BUY 1000 SOL] [Direct debit AUSIEX TRADING B WAM 38701718-00] | 25,037.50 | | 40,138.58 | | |
| 17/06/2022 | Deposit WAM Capital S00065376547 [System Matched Income Data] | | 387.50 | 40,526.08 | | |
| 20/06/2022 | Funds transfer R/P TO HBS WENDY C ORTH | 500.00 | | 40,026.08 | | |
| 20/06/2022 | Funds transfer R/P TO QTM G G ORTH | 2,000.00 | | 38,026.08 | | |
| 23/06/2022 | Account Closure - Receipt - 171904 Transfer To 962854824 182512 [Deposit ING 060663547 0171904] | | 2,506.37 | 40,532.45 | | |
| 24/06/2022 | Funds transfer R/P TO NAB MY SUPER FUTURE PTY LTD | 390.00 | | 40,142.45 | | |
| 30/06/2022 | Interest MACQUARIE CMA INTEREST PAID* | | 5.70 | 40,148.15 | | |
| 30/06/2022 | CLOSING BALANCE | | | 40,148.15 | | |
| | | <u>196,543.42</u> | <u>122,735.43</u> | | | |

SUPER 630
Bank Statement Report

For The Period 01 July 2021 to 30 June 2022

Chart Code: 60800 / MBL259216984

Account Name: Macquarie Term Deposit 259216984

BSB and Account Number: 182222 259216984

Opening Balance - **Total Debits** + **Total Credits** = **Closing Balance**
 \$ 100,000.00 \$ 349.04 \$ 349.04 \$ 100,000.00

Data Feed Used

| Date | Description | Debit \$ | Credit \$ | Ledger Balance \$ | Statement Balance \$ | Variance \$ |
|------------|-----------------------------------------------------|-------------|--------------|----------------------|-------------------------|----------------|
| 01/07/2021 | Opening Balance | | | 100,000.00 | | |
| 22/11/2021 | Interest Paid | | 199.45 | 100,199.45 | | |
| 22/11/2021 | Transfer to 4824 [MACQUARIE BANK 182-222 259216984] | 199.45 | | 100,000.00 | | |
| 23/05/2022 | Interest Paid | | 149.59 | 100,149.59 | | |
| 23/05/2022 | Transfer to 4824 [MACQUARIE BANK 182-222 259216984] | 149.59 | | 100,000.00 | | |
| 30/06/2022 | CLOSING BALANCE | | | 100,000.00 | | |
| | | 349.04 | 349.04 | | | |



Term Deposit

MACQUARIEBANK LIMITED
ABN 46 008 583 542 AFSL 237502

enquiries 1300 739 980
fax 1300 736 967
www.macquarie.com.au



Private & Confidential
GARY GEORGE ORTH & WENDY COLBURN ORTH ATF SUPER 630
4 JUBILEE COURT
TOOWOOMBA QLD 4350

GPO Box 2520
Sydney, NSW 2001

1 Shelley Street
Sydney, NSW 2000

account name GARY GEORGE ORTH & WENDY COLBURN ORTH ATF SUPER 630 **account balance** **\$100,000.00**
account no. 259216984 as at 30 Jun 22

| | transactions | debits | credits | balance |
|----------|--------------------------------------------------|---------------|----------------|----------------|
| 01.01.22 | OPENING BALANCE | | | 100,000.00 |
| 23.05.22 | Interest Paid | | 149.59 | 100,149.59 |
| 23.05.22 | Interest Paid to - Transfer to 182-512 962854824 | 149.59 | | 100,000.00 |
| | CLOSING BALANCE AS AT 30 JUN 22 | 149.59 | 149.59 | 100,000.00 |

annual interest summary 2021/2022

| | |
|--------------------------------------------|--------|
| Interest Paid to Account | 349.04 |
| Withholding Tax (non-provision of TFN/ABN) | 0.00 |



Term Deposit

enquiries 1300 739 980

account name GARY GEORGE ORTH & WENDY COLBURN ORTH ATF SUPER 630
account no. 259216984

about your account

- Interest rate effective 23 May 2022 : 1.90% pa.
- For more information about your account including fees and charges, mistaken payments or unauthorised transactions, please read the terms and conditions for your account, available at macquarie.com.au or by contacting us. If you have a complaint about our service, or to find out more about our dispute resolution procedures, please refer to macquarie.com.au/feedback-and-complaints.html or contact us.
- If your statement displays a transaction with the description "Withholding tax" then withholding tax has been deducted from your interest at the applicable rate. This is deducted if you have indicated to us that you are a non-resident of Australia for taxation purpose or if you have not provided all Tax File Numbers, an Australian Business Number or an appropriate exemption reason.

changing your personal details

- If your personal details change, please let us know by completing the appropriate form from our website.

Please check each entry on this statement. If you think there is an error or unauthorised transaction, please contact us right away.



Term Deposit

MACQUARIEBANK LIMITED
ABN 46 008 583 542 AFSL 237502

enquiries 1300 739 980
fax 1300 736 967
www.macquarie.com.au



Private & Confidential
GARY GEORGE ORTH & WENDY COLBURN ORTH ATF SUPER 630
4 JUBILEE COURT
TOOWOOMBA QLD 4350

GPO Box 2520
Sydney, NSW 2001

1 Shelley Street
Sydney, NSW 2000

account name GARY GEORGE ORTH & WENDY COLBURN ORTH ATF SUPER 630 **account balance** **\$100,000.00**
account no. 259216984 as at 31 Dec 21

| | transactions | debits | credits | balance |
|----------|--------------------------------------------------|---------------|----------------|----------------|
| 01.07.21 | OPENING BALANCE | | | 100,000.00 |
| 22.11.21 | Interest Paid | | 199.45 | 100,199.45 |
| 22.11.21 | Interest Paid to - Transfer to 182-512 962854824 | 199.45 | | 100,000.00 |
| | CLOSING BALANCE AS AT 31 DEC 21 | 199.45 | 199.45 | 100,000.00 |



Term Deposit

enquiries 1300 739 980

account name GARY GEORGE ORTH & WENDY COLBURN ORTH ATF SUPER 630
account no. 259216984

about your account

- Interest rate effective 22 November 2021 : 0.30% pa.
- For more information about your account including fees and charges, mistaken payments or unauthorised transactions, please read the terms and conditions for your account, available at macquarie.com.au or by contacting us. If you have a complaint about our service, or to find out more about our dispute resolution procedures, please refer to macquarie.com.au/feedback-and-complaints.html or contact us.
- If your statement displays a transaction with the description "Withholding tax" then withholding tax has been deducted from your interest at the applicable rate. This is deducted if you have indicated to us that you are a non-resident of Australia for taxation purpose or if you have not provided all Tax File Numbers, an Australian Business Number or an appropriate exemption reason.

changing your personal details

- If your personal details change, please let us know by completing the appropriate form from our website.

Please check each entry on this statement. If you think there is an error or unauthorised transaction, please contact us right away.

61800 - Distributions Receivable

2022 Financial Year

Preparer Lousse Montiel

Reviewer Steven Lee

Status Completed

| Account Code | Description | CY Balance | LY Balance | Change |
|--------------|--------------------------------------------------------|-------------------|-------------------|---------|
| IVV.AXW | Ishares S&p 500 Etf | \$104.21 | \$85.76 | 21.51% |
| UMAX.AX | Betashares S&p 500 Yield Maximiser Fund (managed Fund) | \$523.43 | \$385.94 | 35.62% |
| VHY.AX | Vanguard Australian Shares High Yield Etf | \$381.55 | \$18.38 | 1975.9% |
| TOTAL | | CY Balance | LY Balance | |
| | | \$1,009.19 | \$490.08 | |

Supporting Documents

- General Ledger [Report](#)
- IVV_Payment_Advice_2022_07_13.pdf [IVV.AXW](#)
- UMAX_Distribution_Advice_2022_07_18.pdf [UMAX.AX](#)
- VHY_Payment_Advice_2022_07_18.pdf [VHY.AX](#)

Standard Checklist

- Review aging of amounts receivable and comment on any delay in payment

SUPER 630

General Ledger

As at 30 June 2022

| Transaction Date | Description | Units | Debit | Credit | Balance \$ |
|-----------------------------------------------------------------------------|------------------------------------------------|-------|---------------|---------------|------------------|
| Distributions Receivable (61800) | | | | | |
| <u>Ishares S&p 500 Etf (IVV.AXW)</u> | | | | | |
| 01/07/2021 | Opening Balance | | | | 85.76 DR |
| 13/07/2021 | IVV PAYMENT JUL21/00812197 [Amount Receivable] | | | 85.76 | 0.00 DR |
| 30/06/2022 | IVV receivable | | 104.21 | | 104.21 DR |
| | | | 104.21 | 85.76 | 104.21 DR |
| <u>Betashares S&p 500 Yield Maximiser Fund (managed Fund) (UMAX.AX)</u> | | | | | |
| 01/07/2021 | Opening Balance | | | | 385.94 DR |
| 16/07/2021 | UMAX DST JUNE 001262087712 [Amount Receivable] | | | 385.94 | 0.00 DR |
| 30/06/2022 | BETA receivable | | 523.43 | | 523.43 DR |
| | | | 523.43 | 385.94 | 523.43 DR |
| <u>Vanguard Australian Shares High Yield Etf (VHY.AX)</u> | | | | | |
| 01/07/2021 | Opening Balance | | | | 18.38 DR |
| 16/07/2021 | VHY PAYMENT JUL21/00808155 [Amount Receivable] | | | 18.38 | 0.00 DR |
| 30/06/2022 | VHY receivable | | 381.55 | | 381.55 DR |
| | | | 381.55 | 18.38 | 381.55 DR |
| Total Debits: | 1,009.19 | | | | |
| Total Credits: | 490.08 | | | | |

☎ 013546 000 IVV
MR GARY GEORGE ORTH &
MRS WENDY COLBURN ORTH
<SUPER 630 A/C>
PO BOX 1350 DC
TOOWONG QLD 4066

Manage your holdings



www.investorcentre.com/au



Computershare Investor Services Pty Limited
GPO Box 2975 Melbourne
Victoria 3001 Australia

Enquiries:



(within Australia) 1300 474 273
(outside Australia) +61 3 9415 4695

Holder Identification Number (HIN)

HIN WITHHELD

Record Date: **4 July 2022**

Payment Date: **13 July 2022**

iShares Distribution Distribution Payment

| ASX | Fund Name | Cash per Security (\$) | Units | Gross Cash Amount (\$) | Tax Withheld Amount (\$) | Net Cash Amount (\$) |
|-----|---------------------|------------------------|--------------|------------------------|--------------------------|----------------------|
| IVV | iShares S&P 500 ETF | 2.08424391 | 50 | 104.21 | 0.00 | 104.21 |
| | | | Total | 104.21 | 0.00 | 104.21 |

Your Payment Instruction:

MACQUARIE BANK LTD

BSB: 182-512

ACC: XXXXXX24

Amount Deposited:

AUD\$104.21

If payment cannot be made to the above account, the distribution amount will be held as a non-interest bearing deposit pending receipt of your valid direct credit instructions. Register your instructions at www.investorcentre.com/au or call Computershare on 1300 474 273.

Note 1: You should refer to the iShares tax booklet for Australian domiciled iShares ETFs at www.blackrock.com/au for more tax related information. Please retain this statement in a safe place as a charge may be levied for a replacement.

Note 2: If you require a payment to be re-issued, you may be charged an administrative fee which will be deducted from your payment. Fees are applicable to certain types of payments valued at over \$100 AU.

IT'S TIME TO THINK SUSTAINABLY.

Expect more from iShares ESG ETFs. Turn over to learn more.



AIM TO DO GOOD BY THE PLANET AND YOUR BOTTOM LINE

Build a portfolio for the long term.

iShares ESG ETFs can provide access to companies with a more sustainable approach and better positioned to grow.

Not all Sustainable ETFs are created equal.

Find out why at blackrock.com/au/isharesesg



iShares[®]
by BlackRock

For illustrative purposes only. This is not a recommendation to invest in any particular financial product. No part of this material may be reproduced or distributed in any manner without the prior written permission of BIMAL.

Issued by BlackRock Investment Management (Australia) Limited ABN 13 006 165 975, AFSL 230 523 (BIMAL). This material provides general information only and does not take into account your individual objectives, financial situation, needs or circumstances. Before making any investment decision, you should assess whether the material is appropriate for you and obtain financial advice tailored to you having regard to your individual objectives, financial situation, needs and circumstances. Refer to BIMAL's Financial Services Guide on its website for more information. This material is not a financial product recommendation or an offer or solicitation with respect to the purchase or sale of any financial product in any jurisdiction.

BIMAL is the responsible entity and issuer of units in the Australian domiciled managed investment schemes referred to in this material, including the Australian domiciled iShares ETFs. Any potential investor should consider the latest product disclosure statement (PDS) before deciding whether to acquire, or continue to hold, an investment in any BlackRock fund. BlackRock has also issued a target market determination (TMD) that describes the class of consumers that comprises the target market for each BlackRock fund and matters relevant to their distribution and review. The PDS and the TMD can be obtained by contacting the BIMAL Client Services Centre on 1300 366 100. In some instances the PDS and the TMD are also available on the BIMAL website at www.blackrock.com/au. An iShares ETF is not sponsored, endorsed, issued, sold or promoted by the provider of the index which a particular iShares ETF seeks to track. No index provider makes any representation regarding the advisability of investing in the iShares ETFs. Further information on the index providers can be found in the BIMAL website terms and conditions at www.blackrock.com/au.

Any investment is subject to investment risk, including delays on the payment of withdrawal proceeds and the loss of income or the principal invested. While any forecasts, estimates and opinions in this material are made on a reasonable basis, actual future results and operations may differ materially from the forecasts, estimates and opinions set out in this material. No guarantee as to the repayment of capital or the performance of any product or rate of return referred to in this material is made by BIMAL or any entity in the BlackRock group of companies.

© 2022 BlackRock, Inc. All Rights reserved. BLACKROCK, BLACKROCK SOLUTIONS, iSHARES and the stylised i logo are registered and unregistered trademarks of BlackRock, Inc. or its subsidiaries in the United States and elsewhere. All other trademarks are those of their respective owners.



BetaShares

Exchange Traded Funds

Responsible Entity: BetaShares Capital Ltd
ABN 78 139 566 868 | AFSL 341181
ARSN 169 906 530

All Registry communications to:
C/- Link Market Services Limited
Locked Bag A14, Sydney South, NSW, 1235
Telephone: +61 1300 420 094
ASX Code: UMAX
Email: betashares@linkmarketservices.com.au
Website: www.linkmarketservices.com.au

Distribution Advice

037 495717

MR GARY GEORGE ORTH &
MRS WENDY COLBURN ORTH
<SUPER 630 A/C>
PO BOX 1350 DC
TOOWONG QLD 4066

Payment date: 18 July 2022
Record date: 4 July 2022
Reference no.: X*****7450
TFN/ABN RECEIVED AND RECORDED

Dear Unitholder,

BETASHARES S&P 500 YIELD MAXIMISER FUND (MANAGED FUND)

Distribution statement for the period ended 30 June 2022

A distribution payment has been made in respect of your units as at the record date. The final details of the distribution components (including any non-assessable amounts) is advised in the Attribution Managed Investment Trust Member Annual (AMMA) Statement for the year ended 30 June 2022.

Visit our investor website at www.linkmarketservices.com.au where you can view and change your details, including electing to receive distribution notifications by email going forward.

| Class Description | Rate per Unit | Participating Units | Gross Amount |
|-------------------|-----------------|---------------------|-----------------|
| Ordinary Units | 34.895119 cents | 1,500 | \$523.43 |
| | | Net Amount: | \$523.43 |

PAYMENT REMITTED TO:

MACQUARIE BANK
1 SHELLEY STREET
SYDNEY NSW 2000
Account Name: GARY GEORGE ORTH & WENDY COLBURN ORTH
BSB: 182-512 ACC: *****4824
Direct Credit Reference No.: 001279018744

This statement contains important information; Please retain this statement for taxation purposes as a charge may be levied for replacement.

┌ 086807 000 VHY
MR GARY GEORGE ORTH &
MRS WENDY COLBURN ORTH
<SUPER 630 A/C>
PO BOX 1350 DC
TOOWONG QLD 4066

Holder Identification Number (HIN)**HIN WITHHELD**

| | |
|----------------|--------------|
| ASX Code | VHY |
| TFN/ABN Status | Quoted |
| Record Date | 4 July 2022 |
| Payment Date | 18 July 2022 |

Vanguard Australian Shares High Yield ETF
Distribution Payment for the Period Ending 30 June 2022
Direct Credit Advice

| Class Description | Rate Per Security | Securities Held | Gross Amount |
|-------------------|-------------------|-----------------|--------------|
| ETF | \$1.24687911 | 306 | \$381.55 |

Withholding tax: \$0.00

NET PAYMENT: \$381.55

Note: You should retain this statement to assist you in preparing your tax return. Please keep this in a safe place as a charge may be levied for a replacement. If you require a payment to be re-issued, you may be charged an administrative fee which will be deducted from your payment. Fees are applicable to certain types of payments valued at over \$100 AUD.

For additional information regarding the distribution, including estimated tax components and Fund Payment information, please visit the Announcements section of the Vanguard Investments Australia web page www.vanguard.com.au/etf

Your Payment Instruction

Bank: MACQUARIE BANK LTD
BSB: 182-512
ACC: XXXXXXXX24

Amount Deposited

\$381.55

If payment cannot be made to the above instruction, a direct credit form will be forwarded to your registered address and your distribution entitlement shown above will be held as a non-interest bearing deposit until your new direct credit instructions are received.

72300 - Derivatives (Options, Hybrids, Future Contracts)

2022 Financial Year

Preparer Lousse Montiel

Reviewer Steven Lee

Status Completed

| Account Code | Description | CY Units | CY Balance | LY Units | LY Balance | Change |
|--------------|----------------------------------------------|-----------------|-------------------|-----------------|-------------------|--------|
| NSCOA.AX | Naos Small Cap Opportunities Company Limited | 0.000000 | | 3288.000000 | \$230.16 | 100% |
| TOTAL | | CY Units | CY Balance | LY Units | LY Balance | |
| | | 0.000000 | | 3288.000000 | \$230.16 | |

Supporting Documents

- Investment Movement Report [Report](#)

Standard Checklist

- Attach Investment Movement Report
- Attach relevant Statements and Source Documentation
- Ensure all Investments are valued correctly at June 30
- Ensure the investment is in accordance with the fund's investment strategy
- Ensure the investment is in accordance with the SIS Act

SUPER 630

Investment Movement Report

As at 30 June 2022

| Investment | Opening Balance | | Additions | | Disposals | | | Closing Balance | | |
|----------------------------------------------------------|-----------------|-------------------|-----------|-------------------|------------|---------------------|--------------------------|-----------------|-------------------|-------------------|
| | Units | Cost | Units | Cost | Units | Cost | Accounting Profit/(Loss) | Units | Cost | Market Value |
| Bank Accounts | | | | | | | | | | |
| ING Business Optimiser 060663547 | | 2,503.93 | | 2.44 | | (2,506.37) | | | 0.00 | 0.00 |
| Macquarie CMA 962854824 | | 113,956.14 | | 122,735.43 | | (196,543.42) | | | 40,148.15 | 40,148.15 |
| | | 116,460.07 | | 122,737.87 | | (199,049.79) | | | 40,148.15 | 40,148.15 |
| Term Deposits | | | | | | | | | | |
| Macquarie Term Deposit 259216984 | | 100,000.00 | | 349.04 | | (349.04) | | | 100,000.00 | 100,000.00 |
| | | 100,000.00 | | 349.04 | | (349.04) | | | 100,000.00 | 100,000.00 |
| Derivatives (Options, Hybrids, Future Contracts) | | | | | | | | | | |
| NSCOA.AX - Naos Small Cap Opportunities Company Limited | 3,288.00 | 0.00 | | | (3,288.00) | 0.00 | 39.34 | | 0.00 | |
| | | 0.00 | | | | 0.00 | 39.34 | | 0.00 | |
| Shares in Listed Companies (Australian) | | | | | | | | | | |
| AZJ.AX - Aurizon Holdings Limited | 8,000.00 | 32,632.00 | 2,000.00 | 6,833.00 | | | | 10,000.00 | 39,465.00 | 38,000.00 |
| ANZ.AX - Australia And New Zealand Banking Group Limited | 761.00 | 25,410.87 | | | | | | 761.00 | 25,410.87 | 16,764.83 |
| BHP.AX - BHP Group Limited | 2,194.00 | 61,155.97 | | | (500.00) | (15,699.64) | 11,010.23 | 1,694.00 | 45,456.33 | 69,877.50 |
| CBA.AXW - Commonwealth Bank Of Australia. | 275.00 | 15,430.84 | | | (275.00) | (15,430.84) | 13,672.68 | | 0.00 | |

SUPER 630

Investment Movement Report

As at 30 June 2022

| Investment | Opening Balance | | Additions | | Disposals | | | Closing Balance | | |
|--------------------------------------------------------|-----------------|-----------|-----------|-----------|-----------|------------|--------------------------|-----------------|------------|--------------|
| | Units | Cost | Units | Cost | Units | Cost | Accounting Profit/(Loss) | Units | Cost | Market Value |
| HPG.AX - Hipages Group Holdings Ltd | | | 6,000.00 | 14,496.00 | | | | 6,000.00 | 14,496.00 | 5,940.00 |
| IOU.AX - Ioupay Limited | | | 20,000.00 | 3,333.00 | | | | 20,000.00 | 3,333.00 | 840.00 |
| NSC.AX - Naos Small Cap Opportunities Company Limited | 9,865.00 | 11,081.80 | | | | | | 9,865.00 | 11,081.80 | 7,201.45 |
| NAB.AX - National Australia Bank Limited | 3,182.00 | 80,699.07 | | | | | | 3,182.00 | 80,699.07 | 87,154.98 |
| ORG.AXW - Origin Energy Limited | 1,528.00 | 15,913.60 | | | | | | 1,528.00 | 15,913.60 | 8,755.44 |
| STO.AXW - Santos Limited | 2,858.00 | 25,978.86 | | | | | | 2,858.00 | 25,978.86 | 21,206.36 |
| SUL.AX - Super Retail Group Limited | | | 1,000.00 | 10,083.00 | | | | 1,000.00 | 10,083.00 | 8,490.00 |
| TLS.AX - Telstra Corporation Limited. | 10,755.00 | 56,190.04 | | | | | | 10,755.00 | 56,190.04 | 41,406.75 |
| WAM.AX - WAM Capital Limited | 5,000.00 | 10,033.00 | 10,000.00 | 19,133.00 | | | | 15,000.00 | 29,166.00 | 25,800.00 |
| SOL.AX - Washington H Soul Pattinson & Company Limited | 2,200.00 | 36,858.00 | 3,500.00 | 92,119.92 | | | | 5,700.00 | 128,977.92 | 134,178.00 |
| WES.AX - Wesfarmers Limited | 660.00 | 21,215.05 | | | | (1,320.00) | 0.00 | 660.00 | 19,895.05 | 27,660.60 |
| WDS.AX - Woodside Energy Group Ltd | | | 939.00 | 33,038.09 | | | | 939.00 | 33,038.09 | 29,897.76 |

SUPER 630

Investment Movement Report

As at 30 June 2022

| Investment | Opening Balance | | Additions | | Disposals | | | Closing Balance | | Market Value |
|------------------------------------------------------------------|-----------------|-------------------|-----------|-------------------|------------|---------------------|--------------------------|-----------------|-------------------|-------------------|
| | Units | Cost | Units | Cost | Units | Cost | Accounting Profit/(Loss) | Units | Cost | |
| WPL.AX - Woodside Petroleum Ltd | 633.00 | 23,931.53 | | | (633.00) | (23,931.53) | | | 0.00 | |
| WOR.AX - Worley Limited | 2,000.00 | 22,716.00 | | | (2,000.00) | (22,716.00) | 3,644.40 | | 0.00 | |
| | | 439,246.63 | | 179,036.01 | | (79,098.01) | 28,327.31 | | 539,184.63 | 523,173.67 |
| Units in Listed Unit Trusts (Australian) | | | | | | | | | | |
| UMAX.AX - Betashares S&p 500 Yield Maximiser Fund (managed Fund) | 1,500.00 | 26,469.64 | | | | | | 1,500.00 | 26,469.64 | 28,980.00 |
| IVV.AXW - Ishares S&p 500 Etf | 50.00 | 10,615.55 | | | | | | 50.00 | 10,615.55 | 27,546.50 |
| VHY.AX - Vanguard Australian Shares High Yield Etf | 56.00 | 2,989.24 | 250.00 | 17,035.50 | | | | 306.00 | 20,024.74 | 19,186.20 |
| | | 40,074.43 | | 17,035.50 | | | | | 57,109.93 | 75,712.70 |
| | | 695,781.13 | | 319,158.42 | | (278,496.84) | 28,366.65 | | 736,442.71 | 739,034.52 |

77600 - Shares in Listed Companies (Australian)

2022 Financial Year

Preparer Louise Montiel

Reviewer Steven Lee

Status Completed

| Account Code | Description | CY Units | CY Balance | LY Units | LY Balance | Change |
|--------------|-------------------------------------------------|--------------|--------------|--------------|--------------|----------|
| ANZ.AX | Australia And New Zealand Banking Group Limited | 761.000000 | \$16,764.83 | 761.000000 | \$21,422.15 | (21.74)% |
| AZJ.AX | Aurizon Holdings Limited | 10000.000000 | \$38,000.00 | 8000.000000 | \$29,760.00 | 27.69% |
| BHP.AX | BHP Group Limited | 1694.000000 | \$69,877.50 | 2194.000000 | \$106,562.58 | (34.43)% |
| CBA.AXW | Commonwealth Bank Of Australia. | 0.000000 | | 275.000000 | \$27,464.25 | 100% |
| HPG.AX | Hipages Group Holdings Ltd | 6000.000000 | \$5,940.00 | | | 100% |
| IOU.AX | Ioupay Limited | 20000.000000 | \$840.00 | | | 100% |
| NAB.AX | National Australia Bank Limited | 3182.000000 | \$87,154.98 | 3182.000000 | \$83,432.04 | 4.46% |
| NSC.AX | Naos Small Cap Opportunities Company Limited | 9865.000000 | \$7,201.45 | 9865.000000 | \$9,667.70 | (25.51)% |
| ORG.AXW | Origin Energy Limited | 1528.000000 | \$8,755.44 | 1528.000000 | \$6,891.28 | 27.05% |
| SOL.AX | Washington H Soul Pattinson & Company Limited | 5700.000000 | \$134,178.00 | 2200.000000 | \$74,206.00 | 80.82% |
| STO.AXW | Santos Limited | 2858.000000 | \$21,206.36 | 2858.000000 | \$20,263.22 | 4.65% |
| SUL.AX | Super Retail Group Limited | 1000.000000 | \$8,490.00 | | | 100% |
| TLS.AX | Telstra Corporation Limited. | 10755.000000 | \$41,406.75 | 10755.000000 | \$40,438.80 | 2.39% |

| Account Code | Description | CY Units | CY Balance | LY Units | LY Balance | Change |
|--------------|---------------------------|-----------------|-------------------|-----------------|-------------------|----------|
| WAM.AX | WAM Capital Limited | 15000.000000 | \$25,800.00 | 5000.000000 | \$10,950.00 | 135.62% |
| WDS.AX | Woodside Energy Group Ltd | 939.000000 | \$29,897.76 | | | 100% |
| WES.AX | Wesfarmers Limited | 660.000000 | \$27,660.60 | 660.000000 | \$39,006.00 | (29.09)% |
| WOR.AX | Worley Limited | 0.000000 | | 2000.000000 | \$23,920.00 | 100% |
| WPL.AX | Woodside Petroleum Ltd | 0.000000 | | 633.000000 | \$14,058.93 | 100% |
| TOTAL | | CY Units | CY Balance | LY Units | LY Balance | |
| | | 89942.000000 | \$523,173.67 | 49911.000000 | \$508,042.95 | |

Supporting Documents

- Balance Review Report [Report](#)
- Investment Movement Report [Report](#)
- AusieX Fin Year Summary Super 630 30.06.2022.pdf

Standard Checklist

- Attach Balance Review Report
- Attach copies of HIN/SRN or Chess Statements, Broker Statements, Contract Notes Corporate Action documentation and any other relevant Source Documentation
- Attach Investment Movement Report
- Ensure all Investments are valued correctly at June 30
- Ensure the investment is in accordance with the Fund's investment strategy

SUPER 630

Balance Review Report

As at 30 June 2022

| Investment Code | Investment Name | Holding Reference | Third Party Data | | | BGL Ledger | Variance |
|-----------------|-------------------------------------------------|-------------------|--------------------|--------------|----------------|-------------|--------------------|
| | | | Data Feed Provider | Balance Date | Balance Amount | Balance | |
| 60400 | Bank Accounts | | | | | | |
| MAQ962854824 | Macquarie CMA 962854824 | | | | | 40,148.15 | |
| 60800 | Term Deposits | | | | | | |
| MBL259216984 | Macquarie Term Deposit 259216984 | | | | | 100,000.00 | |
| 77600 | Shares in Listed Companies (Australian) | | | | | | |
| AZJ.AX | Aurizon Holdings Limited | | | | Setup | 10,000.0000 | 10,000.0000 |
| ANZ.AX | Australia And New Zealand Banking Group Limited | | | | Setup | 761.0000 | 761.0000 |
| BHP.AX | BHP Group Limited | | | | Setup | 1,694.0000 | 1,694.0000 |
| HPG.AX | Hipages Group Holdings Ltd | | | | Verify | 6,000.0000 | 6,000.0000 |
| IOU.AX | Ioupay Limited | | | | Verify | 20,000.0000 | 20,000.0000 |
| NSC.AX | Naos Small Cap Opportunities Company Limited | | | | Setup | 9,865.0000 | 9,865.0000 |
| NAB.AX | National Australia Bank Limited | | | | Setup | 3,182.0000 | 3,182.0000 |
| ORG.AX | Origin Energy Limited | | | | Setup | 1,528.0000 | 1,528.0000 |
| STO.AX | Santos Limited | | | | Setup | 2,858.0000 | 2,858.0000 |
| SUL.AX | Super Retail Group Limited | | | | Setup | 1,000.0000 | 1,000.0000 |
| TLS.AX | Telstra Corporation Limited. | | | | Setup | 10,755.0000 | 10,755.0000 |
| WAM.AX | WAM Capital Limited | | | | Setup | 15,000.0000 | 15,000.0000 |
| SOL.AX | Washington H Soul Pattinson & Company Limited | | | | Setup | 5,700.0000 | 5,700.0000 |
| WES.AX | Wesfarmers Limited | | | | Setup | 660.0000 | 660.0000 |
| WDS.AX | Woodside Energy Group Ltd | | | | Setup | 939.0000 | 939.0000 |

SUPER 630

Balance Review Report

As at 30 June 2022

| Investment Code | Investment Name | Holding Reference | Third Party Data | | | BGL Ledger | Variance |
|-----------------|--------------------------------------------------------|-------------------|--------------------|--------------|----------------|------------|-------------------|
| | | | Data Feed Provider | Balance Date | Balance Amount | Balance | |
| 78200 | Units in Listed Unit Trusts (Australian) | | | | | | |
| UMAX.AX | Betashares S&p 500 Yield Maximiser Fund (managed Fund) | | | | Setup | 1,500.0000 | 1,500.0000 |
| IVV.AX | Ishares S&p 500 Etf | | | | Setup | 50.0000 | 50.0000 |
| VHY.AX | Vanguard Australian Shares High Yield Etf | | | | Setup | 306.0000 | 306.0000 |

SUPER 630

Investment Movement Report

As at 30 June 2022

| Investment | Opening Balance | | Additions | | Disposals | | | Closing Balance | | |
|----------------------------------------------------------|-----------------|-------------------|-----------|-------------------|------------|---------------------|--------------------------|-----------------|-------------------|-------------------|
| | Units | Cost | Units | Cost | Units | Cost | Accounting Profit/(Loss) | Units | Cost | Market Value |
| Bank Accounts | | | | | | | | | | |
| ING Business Optimiser 060663547 | | 2,503.93 | | 2.44 | | (2,506.37) | | | 0.00 | 0.00 |
| Macquarie CMA 962854824 | | 113,956.14 | | 122,735.43 | | (196,543.42) | | | 40,148.15 | 40,148.15 |
| | | 116,460.07 | | 122,737.87 | | (199,049.79) | | | 40,148.15 | 40,148.15 |
| Term Deposits | | | | | | | | | | |
| Macquarie Term Deposit 259216984 | | 100,000.00 | | 349.04 | | (349.04) | | | 100,000.00 | 100,000.00 |
| | | 100,000.00 | | 349.04 | | (349.04) | | | 100,000.00 | 100,000.00 |
| Derivatives (Options, Hybrids, Future Contracts) | | | | | | | | | | |
| NSCOA.AX - Naos Small Cap Opportunities Company Limited | 3,288.00 | 0.00 | | | (3,288.00) | 0.00 | 39.34 | | 0.00 | |
| | | 0.00 | | | | 0.00 | 39.34 | | 0.00 | |
| Shares in Listed Companies (Australian) | | | | | | | | | | |
| AZJ.AX - Aurizon Holdings Limited | 8,000.00 | 32,632.00 | 2,000.00 | 6,833.00 | | | | 10,000.00 | 39,465.00 | 38,000.00 |
| ANZ.AX - Australia And New Zealand Banking Group Limited | 761.00 | 25,410.87 | | | | | | 761.00 | 25,410.87 | 16,764.83 |
| BHP.AX - BHP Group Limited | 2,194.00 | 61,155.97 | | | (500.00) | (15,699.64) | 11,010.23 | 1,694.00 | 45,456.33 | 69,877.50 |
| CBA.AXW - Commonwealth Bank Of Australia. | 275.00 | 15,430.84 | | | (275.00) | (15,430.84) | 13,672.68 | | 0.00 | |

SUPER 630

Investment Movement Report

As at 30 June 2022

| Investment | Opening Balance | | Additions | | Disposals | | | Closing Balance | | |
|--------------------------------------------------------|-----------------|-----------|-----------|-----------|-----------|------------|--------------------------|-----------------|------------|--------------|
| | Units | Cost | Units | Cost | Units | Cost | Accounting Profit/(Loss) | Units | Cost | Market Value |
| HPG.AX - Hipages Group Holdings Ltd | | | 6,000.00 | 14,496.00 | | | | 6,000.00 | 14,496.00 | 5,940.00 |
| IOU.AX - Ioupay Limited | | | 20,000.00 | 3,333.00 | | | | 20,000.00 | 3,333.00 | 840.00 |
| NSC.AX - Naos Small Cap Opportunities Company Limited | 9,865.00 | 11,081.80 | | | | | | 9,865.00 | 11,081.80 | 7,201.45 |
| NAB.AX - National Australia Bank Limited | 3,182.00 | 80,699.07 | | | | | | 3,182.00 | 80,699.07 | 87,154.98 |
| ORG.AXW - Origin Energy Limited | 1,528.00 | 15,913.60 | | | | | | 1,528.00 | 15,913.60 | 8,755.44 |
| STO.AXW - Santos Limited | 2,858.00 | 25,978.86 | | | | | | 2,858.00 | 25,978.86 | 21,206.36 |
| SUL.AX - Super Retail Group Limited | | | 1,000.00 | 10,083.00 | | | | 1,000.00 | 10,083.00 | 8,490.00 |
| TLS.AX - Telstra Corporation Limited. | 10,755.00 | 56,190.04 | | | | | | 10,755.00 | 56,190.04 | 41,406.75 |
| WAM.AX - WAM Capital Limited | 5,000.00 | 10,033.00 | 10,000.00 | 19,133.00 | | | | 15,000.00 | 29,166.00 | 25,800.00 |
| SOL.AX - Washington H Soul Pattinson & Company Limited | 2,200.00 | 36,858.00 | 3,500.00 | 92,119.92 | | | | 5,700.00 | 128,977.92 | 134,178.00 |
| WES.AX - Wesfarmers Limited | 660.00 | 21,215.05 | | | | (1,320.00) | 0.00 | 660.00 | 19,895.05 | 27,660.60 |
| WDS.AX - Woodside Energy Group Ltd | | | 939.00 | 33,038.09 | | | | 939.00 | 33,038.09 | 29,897.76 |

SUPER 630

Investment Movement Report

As at 30 June 2022

| Investment | Opening Balance | | Additions | | Disposals | | | Closing Balance | | Market Value |
|------------------------------------------------------------------|-----------------|-------------------|-----------|-------------------|------------|---------------------|--------------------------|-----------------|-------------------|-------------------|
| | Units | Cost | Units | Cost | Units | Cost | Accounting Profit/(Loss) | Units | Cost | |
| WPL.AX - Woodside Petroleum Ltd | 633.00 | 23,931.53 | | | (633.00) | (23,931.53) | | | 0.00 | |
| WOR.AX - Worley Limited | 2,000.00 | 22,716.00 | | | (2,000.00) | (22,716.00) | 3,644.40 | | 0.00 | |
| | | 439,246.63 | | 179,036.01 | | (79,098.01) | 28,327.31 | | 539,184.63 | 523,173.67 |
| Units in Listed Unit Trusts (Australian) | | | | | | | | | | |
| UMAX.AX - Betashares S&p 500 Yield Maximiser Fund (managed Fund) | 1,500.00 | 26,469.64 | | | | | | 1,500.00 | 26,469.64 | 28,980.00 |
| IVV.AXW - Ishares S&p 500 Etf | 50.00 | 10,615.55 | | | | | | 50.00 | 10,615.55 | 27,546.50 |
| VHY.AX - Vanguard Australian Shares High Yield Etf | 56.00 | 2,989.24 | 250.00 | 17,035.50 | | | | 306.00 | 20,024.74 | 19,186.20 |
| | | 40,074.43 | | 17,035.50 | | | | | 57,109.93 | 75,712.70 |
| | | 695,781.13 | | 319,158.42 | | (278,496.84) | 28,366.65 | | 736,442.71 | 739,034.52 |

Financial Year Summary

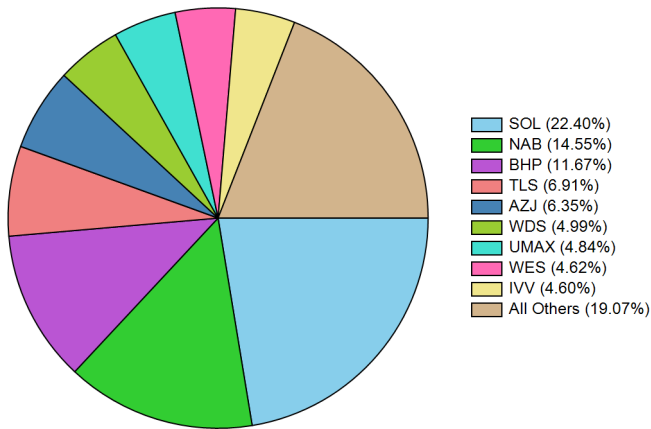
1 JULY 2021 - 30 JUNE 2022

AUSIEX

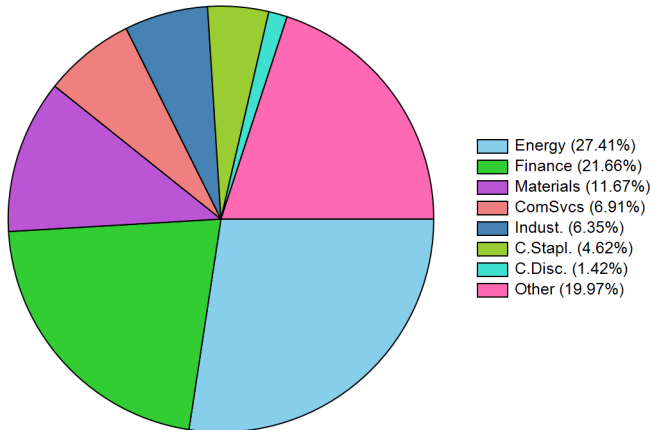
| Portfolio Valuation | Account Number | Account Name | Value as at 30 June 2022 |
|------------------------------|----------------|--------------------------------------------------------------|--------------------------|
| Shares | 6266501 | MR GARY GEORGE ORTH + MRS WENDY COLBURN ORTH <SUPER 630 A/C> | \$598,886.37 |
| TOTAL PORTFOLIO VALUE | | | \$598,886.37 |

Allocation as at 30 June 2022

Shares in your portfolio



Sectors in your portfolio



Estimated Interest & Dividends

2021-2022 Financial Year

| | |
|------------------------------------------------------|--------------------|
| Est. Franked Dividends | \$26,089.46 |
| Est. Unfranked Dividends | \$3,890.17 |
| Est. Franking Credits | \$11,181.20 |
| Est. Interest Received from Interest Rate Securities | \$0.00 |
| TOTAL INCOME | \$29,979.63 |

Fees & Charges

2021-2022 Financial Year

| | |
|---------------------------------|-----------------|
| Total Brokerage (inc. GST) | \$552.38 |
| Total Subscriptions (inc. GST) | \$0.00 |
| Other Fees (inc. GST) | Nil |
| TOTAL FEES & CHARGES | \$552.38 |

DISCLAIMER

This statement is issued by Australian Investment Exchange Limited ABN 71 076 515 930 AFSL 241400 ("AUSIEX"), a Market Participant of ASX Limited and Cboe Australia Pty Limited, a Clearing Participant of ASX Clear Pty Limited and a Settlement Participant of ASX Settlement Pty Limited. AUSIEX is a wholly owned, but not guaranteed, subsidiary of Nomura Research Institute, LTD. Information contained in this statement is believed to be accurate at the time the statement is generated. NRI and its subsidiaries do not accept any liability for any errors or omissions contained in this statement, or any responsibility for any action taken in reliance on this statement.

This statement is a summary document only and it is not intended to replace any document which contains information that may be required for taxation purposes. You should therefore retain your CHESSE statements, dividend statements, confirmations and bank account statements for your records in this regard. If there are any errors in this statement, please contact us as set out below. The total brokerage outlined does not include any rebates you may have received over the financial year. Please refer to your transaction statement records for any rebates you may have received for the statement period. This statement only includes dividends paid for holdings held with AUSIEX. Any dividends paid (based on the ex-dividend date) prior to holdings being transferred to AUSIEX are not included in this report. This report may not include information on some accounts if you have switched products during the financial year. AUSIEX is not a registered tax practitioner and the information provided in this report does not constitute tax advice. The above information, whilst based upon your holdings, only takes into account those of your circumstances of which we are aware. It is recommended that you provide the statement to your tax adviser or accountant in order that your particular circumstances can be properly addressed.

Address Locked Bag 3005, Australia Square NSW 1215 | Enquiries 1800 252 351 | 8:30am - 5:30pm Sydney time, Mon to Fri | www.ausieux.com.au

Portfolio Valuation

30 JUNE 2022

AUSIEX

SHARES - 6266501 - HIN 66857450

MR GARY GEORGE ORTH + MRS WENDY COLBURN ORTH <SUPER 630 A/C>

| Portfolio | Units | Unit Price | Portfolio Value | % of Portfolio |
|-------------------------------------------------------------------------------------------|--------|------------|---------------------|----------------|
| ANZ - ANZ BANKING GRP LTD FPO (ORDINARY FULLY PAID) | 761 | \$22.0300 | \$16,764.83 | 2.80% |
| AZJ - AURIZON HOLDINGS LTD FPO (ORDINARY FULLY PAID) | 10,000 | \$3.8000 | \$38,000.00 | 6.35% |
| BHP - BHP GROUP LIMITED FPO (ORDINARY FULLY PAID) | 1,694 | \$41.2500 | \$69,877.50 | 11.67% |
| HPG - HIPAGES GROUP FPO (ORDINARY FULLY PAID) | 6,000 | \$0.9900 | \$5,940.00 | 0.99% |
| IOU - IOUPAY LIMITED FPO (ORDINARY FULLY PAID) | 20,000 | \$0.0420 | \$840.00 | 0.14% |
| IVV - ISHARES S&P 500 ETF ETF UNITS (ISHARES S&P 500 ETF) | 50 | \$550.9300 | \$27,546.50 | 4.60% |
| NAB - NATIONAL AUST. BANK FPO (ORDINARY FULLY PAID) | 3,182 | \$27.3900 | \$87,154.98 | 14.55% |
| NSC - NAOS SMLCAP COM LTD FPO (ORDINARY FULLY PAID) | 9,865 | \$0.7300 | \$7,201.45 | 1.20% |
| ORG - ORIGIN ENERGY FPO (ORDINARY FULLY PAID) | 1,528 | \$5.7300 | \$8,755.44 | 1.46% |
| SOL - SOUL PATTINSON (W.H) FPO (ORDINARY FULLY PAID) | 5,700 | \$23.5400 | \$134,178.00 | 22.40% |
| STO - SANTOS LTD FPO (ORDINARY FULLY PAID) | 2,858 | \$7.4200 | \$21,206.36 | 3.54% |
| SUL - SUPER RET REP LTD FPO (ORDINARY FULLY PAID) | 1,000 | \$8.4900 | \$8,490.00 | 1.42% |
| TLS - TELSTRA CORPORATION. FPO (ORDINARY FULLY PAID) | 10,755 | \$3.8500 | \$41,406.75 | 6.91% |
| UMAX - BETA S&P500 YIELDMAX ETF UNITS (BETASHARES S&P 500 YIELD MAXIMISER (MANAGED FUND)) | 1,500 | \$19.3200 | \$28,980.00 | 4.84% |
| VHY - VNGD AUS HIGH YIELD ETF UNITS (VANGUARD AUSTRALIAN SHARES HIGH YIELD ETF) | 306 | \$62.7000 | \$19,186.20 | 3.20% |
| WAM - WAM CAPITAL LIMITED FPO (ORDINARY FULLY PAID) | 15,000 | \$1.7200 | \$25,800.00 | 4.31% |
| WDS - WOODSIDE ENERGY FPO (ORDINARY FULLY PAID) | 939 | \$31.8400 | \$29,897.76 | 4.99% |
| WES - WESFARMERS LIMITED FPO (ORDINARY FULLY PAID) | 660 | \$41.9100 | \$27,660.60 | 4.62% |
| TOTAL | | | \$598,886.37 | 100.00% |

DISCLAIMER

This statement is issued by Australian Investment Exchange Limited ABN 71 076 515 930 AFSL 241400 ("AUSIEX"), a Market Participant of ASX Limited and Cboe Australia Pty Limited, a Clearing Participant of ASX Clear Pty Limited and a Settlement Participant of ASX Settlement Pty Limited. AUSIEX is a wholly owned, but not guaranteed, subsidiary of Nomura Research Institute, LTD. Information contained in this statement is believed to be accurate at the time the statement is generated. NRI and its subsidiaries do not accept any liability for any errors or omissions contained in this statement, or any responsibility for any action taken in reliance on this statement.

This statement is a summary document only and it is not intended to replace any document which contains information that may be required for taxation purposes. You should therefore retain your CHESSE statements, dividend statements, confirmations and bank account statements for your records in this regard. If there are any errors in this statement, please contact us as set out below. The total brokerage outlined does not include any rebates you may have received over the financial year. Please refer to your transaction statement records for any rebates you may have received for the statement period. This statement only includes dividends paid for holdings held with AUSIEX. Any dividends paid (based on the ex-dividend date) prior to holdings being transferred to AUSIEX are not included in this report. This report may not include information on some accounts if you have switched products during the financial year. AUSIEX is not a registered tax practitioner and the information provided in this report does not constitute tax advice. The above information, whilst based upon your holdings, only takes into account those of your circumstances of which we are aware. It is recommended that you provide the statement to your tax adviser or accountant in order that your particular circumstances can be properly addressed.

Address Locked Bag 3005, Australia Square NSW 1215 | Enquiries 1800 252 351 | 8:30am - 5:30pm Sydney time, Mon to Fri | www.ausix.com.au

Transaction Summary

1 JULY 2021 - 30 JUNE 2022

AUSIEX

SHARES - 6266501 - HIN 66857450

MR GARY GEORGE ORTH + MRS WENDY COLBURN ORTH <SUPER 630 A/C>

Total Buys and Sells

2021 - 2022 Financial Year

| | |
|------------------------------------|--------------|
| Total Buys (inc. Brokerage + GST) | \$163,033.42 |
| Total Sells (inc. Brokerage + GST) | \$82,213.13 |

AZJ - AURIZON HOLDINGS LTD FPO (ORDINARY FULLY PAID)

| Date | Type | Quantity | Unit Price | Trade Value | Brokerage+GST | GST | CNote | Total Value |
|------------------|------|----------|------------|-------------|----------------|---------------|----------|-------------------|
| 29-Oct-2021 | Buy | 2,000 | \$3.4000 | \$6,800.00 | \$33.00 | \$3.00 | 37159454 | \$6,833.00 |
| Sub Total | | | | | \$33.00 | \$3.00 | | \$6,833.00 |

BHP - BHP GROUP LIMITED FPO (ORDINARY FULLY PAID)

| Date | Type | Quantity | Unit Price | Trade Value | Brokerage+GST | GST | CNote | Total Value |
|------------------|------|----------|------------|--------------|----------------|---------------|----------|---------------------|
| 19-Apr-2022 | Sell | -500 | \$53.5000 | -\$26,750.00 | \$40.13 | \$3.65 | 38347920 | -\$26,709.87 |
| Sub Total | | | | | \$40.13 | \$3.65 | | -\$26,709.87 |

CBA - COMMONWEALTH BANK. FPO (ORDINARY FULLY PAID)

| Date | Type | Quantity | Unit Price | Trade Value | Brokerage+GST | GST | CNote | Total Value |
|------------------|------|----------|------------|--------------|----------------|---------------|----------|---------------------|
| 26-Oct-2021 | Sell | -275 | \$105.9900 | -\$29,147.25 | \$43.73 | \$3.98 | 37120477 | -\$29,103.52 |
| Sub Total | | | | | \$43.73 | \$3.98 | | -\$29,103.52 |

HPG - HIPAGES GROUP FPO (ORDINARY FULLY PAID)

| Date | Type | Quantity | Unit Price | Trade Value | Brokerage+GST | GST | CNote | Total Value |
|------------------|------|----------|------------|-------------|----------------|---------------|----------|--------------------|
| 08-Mar-2022 | Buy | 3,000 | \$2.1600 | \$6,480.00 | \$33.00 | \$3.00 | 38067776 | \$6,513.00 |
| 18-Feb-2022 | Buy | 3,000 | \$2.6500 | \$7,950.00 | \$33.00 | \$3.00 | 37935208 | \$7,983.00 |
| Sub Total | | | | | \$66.00 | \$6.00 | | \$14,496.00 |

IOU - IOUPAY LIMITED FPO (ORDINARY FULLY PAID)

| Date | Type | Quantity | Unit Price | Trade Value | Brokerage+GST | GST | CNote | Total Value |
|------------------|------|----------|------------|-------------|----------------|---------------|----------|-------------------|
| 03-Dec-2021 | Buy | 20,000 | \$0.1650 | \$3,300.00 | \$33.00 | \$3.00 | 37443297 | \$3,333.00 |
| Sub Total | | | | | \$33.00 | \$3.00 | | \$3,333.00 |

NSCOA - NAOS SMLCAP COM LTD OPT JUN24 (OPTION EXPIRING 28-JUN-2024)

| Date | Type | Quantity | Unit Price | Trade Value | Brokerage+GST | GST | CNote | Total Value |
|------------------|------|----------|------------|-------------|----------------|---------------|----------|-----------------|
| 02-Jun-2022 | Sell | -3,288 | \$0.0220 | -\$72.34 | \$33.00 | \$3.00 | 38649119 | -\$39.34 |
| Sub Total | | | | | \$33.00 | \$3.00 | | -\$39.34 |

SOL - SOUL PATTINSON (W.H) FPO (ORDINARY FULLY PAID)

| Date | Type | Quantity | Unit Price | Trade Value | Brokerage+GST | GST | CNote | Total Value |
|-------------|------|----------|------------|-------------|---------------|--------|----------|-------------|
| 10-Jun-2022 | Buy | 1,000 | \$25.0000 | \$25,000.00 | \$37.50 | \$3.41 | 38710683 | \$25,037.50 |

SOL - SOUL PATTINSON (W.H) FPO (ORDINARY FULLY PAID)

| Date | Type | Quantity | Unit Price | Trade Value | Brokerage+GST | GST | CNote | Total Value |
|------------------|------|----------|------------|-------------|-----------------|----------------|----------|--------------------|
| 18-Feb-2022 | Buy | 500 | \$25.5100 | \$12,755.00 | \$33.00 | \$3.00 | 37939243 | \$12,788.00 |
| 11-Feb-2022 | Buy | 500 | \$26.5000 | \$13,250.00 | \$33.00 | \$3.00 | 37881909 | \$13,283.00 |
| 31-Jan-2022 | Buy | 1,500 | \$27.3000 | \$40,950.00 | \$61.42 | \$5.58 | 37806413 | \$41,011.42 |
| Sub Total | | | | | \$164.92 | \$14.99 | | \$92,119.92 |

SUL - SUPER RET REP LTD FPO (ORDINARY FULLY PAID)

| Date | Type | Quantity | Unit Price | Trade Value | Brokerage+GST | GST | CNote | Total Value |
|------------------|------|----------|------------|-------------|----------------|---------------|----------|--------------------|
| 07-Mar-2022 | Buy | 1,000 | \$10.0500 | \$10,050.00 | \$33.00 | \$3.00 | 38059906 | \$10,083.00 |
| Sub Total | | | | | \$33.00 | \$3.00 | | \$10,083.00 |

VHY - VNGD AUS HIGH YIELD ETF UNITS (VANGUARD AUSTRALIAN SHARES HIGH YIELD ETF)

| Date | Type | Quantity | Unit Price | Trade Value | Brokerage+GST | GST | CNote | Total Value |
|------------------|------|----------|------------|-------------|----------------|---------------|----------|--------------------|
| 07-Jun-2022 | Buy | 250 | \$68.0100 | \$17,002.50 | \$33.00 | \$3.00 | 38687516 | \$17,035.50 |
| Sub Total | | | | | \$33.00 | \$3.00 | | \$17,035.50 |

WAM - WAM CAPITAL LIMITED FPO (ORDINARY FULLY PAID)

| Date | Type | Quantity | Unit Price | Trade Value | Brokerage+GST | GST | CNote | Total Value |
|------------------|------|----------|------------|-------------|----------------|---------------|----------|--------------------|
| 09-Jun-2022 | Buy | 10,000 | \$1.9100 | \$19,100.00 | \$33.00 | \$3.00 | 38701718 | \$19,133.00 |
| Sub Total | | | | | \$33.00 | \$3.00 | | \$19,133.00 |

WOR - WORLEY LIMITED FPO (ORDINARY FULLY PAID)

| Date | Type | Quantity | Unit Price | Trade Value | Brokerage+GST | GST | CNote | Total Value |
|------------------|------|----------|------------|--------------|----------------|---------------|----------|---------------------|
| 04-Apr-2022 | Sell | -2,000 | \$13.2000 | -\$26,400.00 | \$39.60 | \$3.60 | 38256149 | -\$26,360.40 |
| Sub Total | | | | | \$39.60 | \$3.60 | | -\$26,360.40 |

The transaction summary is only able to display information available to us. Transactions regarding corporate actions or stock transfers are not included and can be found on your statements as issued by the company or the share registry. Transactions for Issuer Sponsored holdings are not included in this summary. Links to some of the key share registries can be found below:

Computershare (<http://www.computershare.com/au/Pages/default.aspx>)
Link Market Services (<https://investorcentre.linkmarketservices.com.au/Login.aspx/Login>)
Automatic Group Registrars (<https://www.automicgroup.com.au/>)
Advanced Share Registry Services (<http://www.advancedshare.com.au/Home.aspx>)

DISCLAIMER

This statement is issued by Australian Investment Exchange Limited ABN 71 076 515 930 AFSL 241400 ("AUSIEX"), a Market Participant of ASX Limited and Cboe Australia Pty Limited, a Clearing Participant of ASX Clear Pty Limited and a Settlement Participant of ASX Settlement Pty Limited. AUSIEX is a wholly owned, but not guaranteed, subsidiary of Nomura Research Institute, LTD. Information contained in this statement is believed to be accurate at the time the statement is generated. NRI and its subsidiaries do not accept any liability for any errors or omissions contained in this statement, or any responsibility for any action taken in reliance on this statement.

This statement is a summary document only and it is not intended to replace any document which contains information that may be required for taxation purposes. You should therefore retain your CHESSE statements, dividend statements, confirmations and bank account statements for your records in this regard. If there are any errors in this statement, please contact us as set out below. The total brokerage outlined does not include any rebates you may have received over the financial year. Please refer to your transaction statement records for any rebates you may have received for the statement period. This statement only includes dividends paid for holdings held with AUSIEX. Any dividends paid (based on the ex-dividend date) prior to holdings being transferred to AUSIEX are not included in this report. This report may not include information on some accounts if you have switched products during the financial year. AUSIEX is not a registered tax practitioner and the information provided in this report does not constitute tax advice. The above information, whilst based upon your holdings, only takes into account those of your circumstances of which we are aware. It is recommended that you provide the statement to your tax adviser or accountant in order that your particular circumstances can be properly addressed.

Address Locked Bag 3005, Australia Square NSW 1215 | Enquiries 1800 252 351 | 8:30am - 5:30pm Sydney time, Mon to Fri | www.ausix.com.au

Interest & Estimated Dividend Summary

AUSIEX

1 JULY 2021 - 30 JUNE 2022

SHARES - 6266501 - HIN 66857450

MR GARY GEORGE ORTH + MRS WENDY COLBURN ORTH <SUPER 630 A/C>

ESTIMATED DIVIDEND SUMMARY

ANZ - ANZ BANKING GRP LTD FPO (ORDINARY FULLY PAID)

| Ex-div date | Payment Date | Type | Dividend per share | Units | Est. Unfranked Amount | Est. Franked Amount | Est. Total Dividend | Est. Franking Credit |
|------------------|--------------|---------|--------------------|-------|-----------------------|---------------------|---------------------|----------------------|
| 08-Nov-2021 | 16-Dec-2021 | Final | \$0.7200 | 761 | \$0.00 | \$547.92 | \$547.92 | \$234.82 |
| 10-May-2021 | 01-Jul-2021 | Interim | \$0.7000 | 761 | \$0.00 | \$532.70 | \$532.70 | \$228.30 |
| Sub Total | | | | | \$0.00 | \$1,080.62 | \$1,080.62 | \$463.12 |

AZJ - AURIZON HOLDINGS LTD FPO (ORDINARY FULLY PAID)

| Ex-div date | Payment Date | Type | Dividend per share | Units | Est. Unfranked Amount | Est. Franked Amount | Est. Total Dividend | Est. Franking Credit |
|------------------|--------------|---------|--------------------|--------|-----------------------|---------------------|---------------------|----------------------|
| 28-Feb-2022 | 30-Mar-2022 | Interim | \$0.1050 | 10,000 | \$52.00 | \$998.00 | \$1,050.00 | \$427.71 |
| 23-Aug-2021 | 22-Sep-2021 | Final | \$0.1440 | 8,000 | \$345.60 | \$806.40 | \$1,152.00 | \$345.60 |
| Sub Total | | | | | \$397.60 | \$1,804.40 | \$2,202.00 | \$773.31 |

BHP - BHP GROUP LIMITED FPO (ORDINARY FULLY PAID)

| Ex-div date | Payment Date | Type | Dividend per share | Units | Est. Unfranked Amount | Est. Franked Amount | Est. Total Dividend | Est. Franking Credit |
|------------------|--------------|---------|--------------------|-------|-----------------------|---------------------|---------------------|----------------------|
| 24-Feb-2022 | 28-Mar-2022 | Interim | \$2.0806 | 2,194 | \$0.00 | \$4,564.75 | \$4,564.75 | \$1,956.32 |
| 02-Sep-2021 | 21-Sep-2021 | Final | \$2.7153 | 2,194 | \$0.00 | \$5,957.30 | \$5,957.30 | \$2,553.13 |
| Sub Total | | | | | \$0.00 | \$10,522.05 | \$10,522.05 | \$4,509.45 |

CBA - COMMONWEALTH BANK. FPO (ORDINARY FULLY PAID)

| Ex-div date | Payment Date | Type | Dividend per share | Units | Est. Unfranked Amount | Est. Franked Amount | Est. Total Dividend | Est. Franking Credit |
|------------------|--------------|-------|--------------------|-------|-----------------------|---------------------|---------------------|----------------------|
| 17-Aug-2021 | 29-Sep-2021 | Final | \$2.0000 | 275 | \$0.00 | \$550.00 | \$550.00 | \$235.71 |
| Sub Total | | | | | \$0.00 | \$550.00 | \$550.00 | \$235.71 |

IVV - ISHARES S&P 500 ETF ETF UNITS (ISHARES S&P 500 ETF)

| Ex-div date | Payment Date | Type | Dividend per share | Units | Est. Unfranked Amount | Est. Franked Amount | Est. Total Dividend | Est. Franking Credit |
|------------------|--------------|---------|--------------------|-------|-----------------------|---------------------|---------------------|----------------------|
| 01-Apr-2022 | 13-Apr-2022 | Interim | \$1.6472 | 50 | \$82.36 | \$0.00 | \$82.36 | \$0.00 |
| 21-Dec-2021 | 05-Jan-2022 | Interim | \$1.7708 | 50 | \$88.54 | \$0.00 | \$88.54 | \$0.00 |
| 01-Oct-2021 | 13-Oct-2021 | Interim | \$1.9319 | 50 | \$96.60 | \$0.00 | \$96.60 | \$0.00 |
| 01-Jul-2021 | 13-Jul-2021 | Final | \$1.7152 | 50 | \$85.76 | \$0.00 | \$85.76 | \$0.00 |
| Sub Total | | | | | \$353.26 | \$0.00 | \$353.26 | \$0.00 |

| NAB - NATIONAL AUST. BANK FPO (ORDINARY FULLY PAID) | | | | | | | | |
|-----------------------------------------------------|--------------|---------|--------------------|-------|-----------------------|---------------------|---------------------|----------------------|
| Ex-div date | Payment Date | Type | Dividend per share | Units | Est. Unfranked Amount | Est. Franked Amount | Est. Total Dividend | Est. Franking Credit |
| 15-Nov-2021 | 15-Dec-2021 | Final | \$0.6700 | 3,182 | \$0.00 | \$2,131.94 | \$2,131.94 | \$913.69 |
| 13-May-2021 | 02-Jul-2021 | Interim | \$0.6000 | 3,182 | \$0.00 | \$1,909.20 | \$1,909.20 | \$818.23 |
| Sub Total | | | | | \$0.00 | \$4,041.14 | \$4,041.14 | \$1,731.92 |

| NSC - NAOS SMLCAP COM LTD FPO (ORDINARY FULLY PAID) | | | | | | | | |
|-----------------------------------------------------|--------------|---------|--------------------|-------|-----------------------|---------------------|---------------------|----------------------|
| Ex-div date | Payment Date | Type | Dividend per share | Units | Est. Unfranked Amount | Est. Franked Amount | Est. Total Dividend | Est. Franking Credit |
| 09-May-2022 | 06-Jun-2022 | Interim | \$0.0135 | 9,865 | \$0.00 | \$133.18 | \$133.18 | \$57.08 |
| 07-Mar-2022 | 25-Mar-2022 | Interim | \$0.0135 | 9,865 | \$0.00 | \$133.18 | \$133.18 | \$57.08 |
| 10-Nov-2021 | 30-Nov-2021 | Interim | \$0.0125 | 9,865 | \$0.00 | \$123.31 | \$123.31 | \$52.85 |
| 31-Aug-2021 | 20-Sep-2021 | Final | \$0.0125 | 9,865 | \$0.00 | \$123.31 | \$123.31 | \$52.85 |
| Sub Total | | | | | \$0.00 | \$512.98 | \$512.98 | \$219.86 |

| ORG - ORIGIN ENERGY FPO (ORDINARY FULLY PAID) | | | | | | | | |
|-----------------------------------------------|--------------|---------|--------------------|-------|-----------------------|---------------------|---------------------|----------------------|
| Ex-div date | Payment Date | Type | Dividend per share | Units | Est. Unfranked Amount | Est. Franked Amount | Est. Total Dividend | Est. Franking Credit |
| 01-Mar-2022 | 25-Mar-2022 | Interim | \$0.1250 | 1,528 | \$191.00 | \$0.00 | \$191.00 | \$0.00 |
| 07-Sep-2021 | 01-Oct-2021 | Final | \$0.0750 | 1,528 | \$114.60 | \$0.00 | \$114.60 | \$0.00 |
| Sub Total | | | | | \$305.60 | \$0.00 | \$305.60 | \$0.00 |

| SOL - SOUL PATTINSON (W.H) FPO (ORDINARY FULLY PAID) | | | | | | | | |
|------------------------------------------------------|--------------|---------|--------------------|-------|-----------------------|---------------------|---------------------|----------------------|
| Ex-div date | Payment Date | Type | Dividend per share | Units | Est. Unfranked Amount | Est. Franked Amount | Est. Total Dividend | Est. Franking Credit |
| 20-Apr-2022 | 13-May-2022 | Interim | \$0.2900 | 4,700 | \$0.00 | \$1,363.00 | \$1,363.00 | \$584.14 |
| 19-Nov-2021 | 14-Dec-2021 | Final | \$0.3600 | 2,200 | \$0.00 | \$792.00 | \$792.00 | \$339.43 |
| Sub Total | | | | | \$0.00 | \$2,155.00 | \$2,155.00 | \$923.57 |

| STO - SANTOS LTD FPO (ORDINARY FULLY PAID) | | | | | | | | |
|--------------------------------------------|--------------|---------|--------------------|-------|-----------------------|---------------------|---------------------|----------------------|
| Ex-div date | Payment Date | Type | Dividend per share | Units | Est. Unfranked Amount | Est. Franked Amount | Est. Total Dividend | Est. Franking Credit |
| 21-Feb-2022 | 24-Mar-2022 | Final | \$0.1181 | 2,858 | \$101.13 | \$236.36 | \$337.49 | \$101.30 |
| 20-Aug-2021 | 21-Sep-2021 | Interim | \$0.0769 | 2,858 | \$0.00 | \$219.89 | \$219.89 | \$94.24 |
| Sub Total | | | | | \$101.13 | \$456.25 | \$557.38 | \$195.54 |

| TLS - TELSTRA CORPORATION. FPO (ORDINARY FULLY PAID) | | | | | | | | |
|------------------------------------------------------|--------------|---------|--------------------|--------|-----------------------|---------------------|---------------------|----------------------|
| Ex-div date | Payment Date | Type | Dividend per share | Units | Est. Unfranked Amount | Est. Franked Amount | Est. Total Dividend | Est. Franking Credit |
| 02-Mar-2022 | 01-Apr-2022 | Interim | \$0.0800 | 10,755 | \$0.00 | \$860.40 | \$860.40 | \$368.74 |

| TLS - TELSTRA CORPORATION. FPO (ORDINARY FULLY PAID) | | | | | | | | |
|------------------------------------------------------|--------------|-------|--------------------|--------|-----------------------|---------------------|---------------------|----------------------|
| Ex-div date | Payment Date | Type | Dividend per share | Units | Est. Unfranked Amount | Est. Franked Amount | Est. Total Dividend | Est. Franking Credit |
| 25-Aug-2021 | 23-Sep-2021 | Final | \$0.0800 | 10,755 | \$0.00 | \$860.40 | \$860.40 | \$368.74 |
| Sub Total | | | | | \$0.00 | \$1,720.80 | \$1,720.80 | \$737.48 |

| UMAX - BETA S&P500 YIELDMAX ETF UNITS (BETASHARES S&P 500 YIELD MAXIMISER (MANAGED FUND)) | | | | | | | | |
|-------------------------------------------------------------------------------------------|--------------|---------|--------------------|-------|-----------------------|---------------------|---------------------|----------------------|
| Ex-div date | Payment Date | Type | Dividend per share | Units | Est. Unfranked Amount | Est. Franked Amount | Est. Total Dividend | Est. Franking Credit |
| 01-Apr-2022 | 20-Apr-2022 | Interim | \$0.3771 | 1,500 | \$565.62 | \$0.00 | \$565.62 | \$0.00 |
| 04-Jan-2022 | 19-Jan-2022 | Interim | \$0.2509 | 1,500 | \$376.38 | \$0.00 | \$376.38 | \$0.00 |
| 01-Oct-2021 | 18-Oct-2021 | Interim | \$0.2589 | 1,500 | \$388.37 | \$0.00 | \$388.37 | \$0.00 |
| 01-Jul-2021 | 16-Jul-2021 | Final | \$0.2573 | 1,500 | \$385.94 | \$0.00 | \$385.94 | \$0.00 |
| Sub Total | | | | | \$1,716.31 | \$0.00 | \$1,716.31 | \$0.00 |

| VHY - VNGD AUS HIGH YIELD ETF UNITS (VANGUARD AUSTRALIAN SHARES HIGH YIELD ETF) | | | | | | | | |
|---------------------------------------------------------------------------------|--------------|---------|--------------------|-------|-----------------------|---------------------|---------------------|----------------------|
| Ex-div date | Payment Date | Type | Dividend per share | Units | Est. Unfranked Amount | Est. Franked Amount | Est. Total Dividend | Est. Franking Credit |
| 01-Apr-2022 | 20-Apr-2022 | Interim | \$0.8281 | 56 | \$3.26 | \$43.12 | \$46.38 | \$18.48 |
| 04-Jan-2022 | 19-Jan-2022 | Interim | \$0.4821 | 56 | \$4.33 | \$22.67 | \$27.00 | \$9.72 |
| 01-Oct-2021 | 18-Oct-2021 | Interim | \$1.5857 | 56 | \$6.15 | \$82.65 | \$88.80 | \$35.42 |
| 01-Jul-2021 | 16-Jul-2021 | Final | \$0.3283 | 56 | \$2.53 | \$15.85 | \$18.38 | \$6.79 |
| Sub Total | | | | | \$16.27 | \$164.29 | \$180.56 | \$70.41 |

| WAM - WAM CAPITAL LIMITED FPO (ORDINARY FULLY PAID) | | | | | | | | |
|-----------------------------------------------------|--------------|---------|--------------------|-------|-----------------------|---------------------|---------------------|----------------------|
| Ex-div date | Payment Date | Type | Dividend per share | Units | Est. Unfranked Amount | Est. Franked Amount | Est. Total Dividend | Est. Franking Credit |
| 06-Jun-2022 | 17-Jun-2022 | Interim | \$0.0775 | 5,000 | \$0.00 | \$387.50 | \$387.50 | \$166.07 |
| 18-Oct-2021 | 29-Oct-2021 | Final | \$0.0775 | 5,000 | \$0.00 | \$387.50 | \$387.50 | \$166.07 |
| Sub Total | | | | | \$0.00 | \$775.00 | \$775.00 | \$332.14 |

| WES - WESFARMERS LIMITED FPO (ORDINARY FULLY PAID) | | | | | | | | |
|----------------------------------------------------|--------------|---------|--------------------|-------|-----------------------|---------------------|---------------------|----------------------|
| Ex-div date | Payment Date | Type | Dividend per share | Units | Est. Unfranked Amount | Est. Franked Amount | Est. Total Dividend | Est. Franking Credit |
| 22-Feb-2022 | 30-Mar-2022 | Interim | \$0.8000 | 660 | \$0.00 | \$528.00 | \$528.00 | \$226.29 |
| 01-Sep-2021 | 07-Oct-2021 | Final | \$0.9000 | 660 | \$0.00 | \$594.00 | \$594.00 | \$254.57 |
| Sub Total | | | | | \$0.00 | \$1,122.00 | \$1,122.00 | \$480.86 |

WOR - WORLEY LIMITED FPO (ORDINARY FULLY PAID)

| Ex-div date | Payment Date | Type | Dividend per share | Units | Est. Unfranked Amount | Est. Franked Amount | Est. Total Dividend | Est. Franking Credit |
|------------------|--------------|---------|--------------------|-------|-----------------------|---------------------|---------------------|----------------------|
| 28-Feb-2022 | 30-Mar-2022 | Interim | \$0.2500 | 2,000 | \$500.00 | \$0.00 | \$500.00 | \$0.00 |
| 31-Aug-2021 | 29-Sep-2021 | Final | \$0.2500 | 2,000 | \$500.00 | \$0.00 | \$500.00 | \$0.00 |
| Sub Total | | | | | \$1,000.00 | \$0.00 | \$1,000.00 | \$0.00 |

WPL - WOODSIDE PETROLEUM FPO (ORDINARY FULLY PAID)

| Ex-div date | Payment Date | Type | Dividend per share | Units | Est. Unfranked Amount | Est. Franked Amount | Est. Total Dividend | Est. Franking Credit |
|------------------|--------------|---------|--------------------|-------|-----------------------|---------------------|---------------------|----------------------|
| 24-Feb-2022 | 23-Mar-2022 | Final | \$1.4616 | 633 | \$0.00 | \$925.18 | \$925.18 | \$396.51 |
| 30-Aug-2021 | 24-Sep-2021 | Interim | \$0.4103 | 633 | \$0.00 | \$259.75 | \$259.75 | \$111.32 |
| Sub Total | | | | | \$0.00 | \$1,184.93 | \$1,184.93 | \$507.83 |
| TOTAL | | | | | \$3,890.17 | \$26,089.46 | \$29,979.63 | \$11,181.20 |

ESTIMATED INTEREST RECEIVED

There are no transactions on this account for the given period.

TOTAL**\$0.00**

(1) This is an estimate prepared by AUSIEX based upon units that you hold in accordance with our records. Your actual entitlement will be determined by whether or not a company's share registry shows you as owning shares at the relevant record dates. Amounts that may have been withheld for failing to provide your tax file number to your share registries are not disclosed on this report.

Dividends are estimated by AUSIEX based on the total registered Units held on the Record Date of the dividend. The following fields are estimated in accordance with the calculations outlined below:

- (a) Units = Total registered units of security held on the Record Date of the dividend
- (b) Est. Unfranked Amount = Units X Dividend per security X Unfranked %
- (c) Est. Franked Amount = Units X Dividend per security X Franked %
- (d) Est. Franking Credit = (Est. Franked Amount X company tax rate)/(100 - company tax rate)
- (e) Est. Total Dividend = Units x Dividend per security

(2) If you have total franking credit amounts greater than \$5,000, in order to be eligible to claim the benefit of the franking credit, you must have held the security for at least 45 consecutive days, not including date of purchase and date of sale. Where the 45 day holding requirement has not been satisfied, the holding period rule (also known as the 45 day rule) may apply to deny the franking credits attached to the dividend received in respect of the particular security. If that situation applies to you please speak to your tax adviser.

Please refer to your dividend statement provided by the Share Registry for any foreign tax credits you may be entitled to and breakdown of any trust distribution you may have received.

For details of the components of your ASX listed trust distributions you will need to refer to the Annual Tax Statement issued by the trust manager.

DISCLAIMER

This statement is issued by Australian Investment Exchange Limited ABN 71 076 515 930 AFSL 241400 ("AUSIEX"), a Market Participant of ASX Limited and Cboe Australia Pty Limited, a Clearing Participant of ASX Clear Pty Limited and a Settlement Participant of ASX Settlement Pty Limited. AUSIEX is a wholly owned, but not guaranteed, subsidiary of Nomura Research Institute, LTD. Information contained in this statement is believed to be accurate at the time the statement is generated. NRI and its subsidiaries do not accept any liability for any errors or omissions contained in this statement, or any responsibility for any action taken in reliance on this statement.

This statement is a summary document only and it is not intended to replace any document which contains information that may be required for taxation purposes. You should therefore retain your CHESSE statements, dividend statements, confirmations and bank account statements for your records in this regard. If there are any errors in this statement, please contact us as set out below. The total brokerage outlined does not include any rebates you may have received over the financial year. Please refer to your transaction statement records for any rebates you may have received for the statement period. This statement only includes dividends paid for holdings held with AUSIEX. Any dividends paid (based on the ex-dividend date) prior to holdings being transferred to AUSIEX are not included in this report. This report may not include information on some accounts if you have switched products during the financial year. AUSIEX is not a registered tax practitioner and the information provided in this report does not constitute tax advice. The above information, whilst based upon your holdings, only takes into account those of your circumstances of which we are aware. It is recommended that you provide the statement to your tax adviser or accountant in order that your particular circumstances can be properly addressed.

Address Locked Bag 3005, Australia Square NSW 1215 | Enquiries 1800 252 351 | 8:30am - 5:30pm Sydney time, Mon to Fri | www.ausix.com.au

GLOSSARY

| | |
|------------------------------------|-------------------------------------------------------------------------------------------------------------------------------------------------------------------------------------------------------------------------------------------------------------------------------------------------------------------------------------------------------------------------------------------------------|
| Units | The number of registered securities that you own. |
| Unit Price | The Portfolio Valuation 'Unit Price' is calculated using a 'Reference' Price provided by the ASX which takes into account an adjustment to determine value at Close of Market if the Security does not trade in the Closing Single Price Auction on the Valuation Date. The Unit Price in the Transaction Summary is the average price paid for each unit of stock as detailed in your contract note. |
| Brokerage | The fee or charge that is paid by you when transacting a buy or sell. Brokerage and costs may include advice and/or service fees charged to you by your adviser (where applicable). Refer to your adviser for further details. |
| Holder Identification Number (HIN) | When you are CHESSE sponsored with a Broker you will be issued a unique number, called a HIN. Multiple holdings can be registered under the single HIN. A HIN starts with the letter X and usually followed by 10 numbers, e.g. X0001234567. |
| Dividend | A dividend is a payment made to shareholders from the company. This payment is a portion of the company's profits. ASX listed companies typically pay dividends twice a year, usually as an 'interim' dividend and a 'final dividend'. From time to time, a company may also pay a 'special' dividend. |
| Ex-dividend date | The ex-dividend date occurs two business days before the company's Record Date. To be entitled to a dividend a shareholder must have purchased the shares before the ex-dividend date. If you purchase shares on or after that date, the previous owner of the shares (and not you) is entitled to the dividend. |

| | |
|-----------------------------|------------------------------------------------------------------------------------------------------------------------------------------------------------------------------------------------------------------------------------------------------------------------------------------------------------|
| Interim dividend | A dividend paid during a year representing a return based on the previous six months' financial performance and the outlook for the future. |
| Final dividend | A dividend paid during a year representing a return based on the previous twelve months' financial performance. |
| Special dividend | A dividend paid by the company outside typical recurring (interim and final) dividend cycle. |
| Record date | The record date is the date the share registries use in determining who is entitled to a dividend or entitlement associated with a security. Those who held the security in the company and were on the register on the record date are eligible for the entitlement. |
| Payment date | The date on which a declared dividend is scheduled to be paid. |
| Unfranked dividend | Dividends which do not carry a franking credit. |
| Franked dividend | Franked dividends are paid to security holders out of profits on which the company has already paid tax. |
| Franking /Imputation Credit | A franking credit is your share of tax paid by a company on the profits from which your dividend are paid. They are also known as Imputation Credits. |
| Total subscriptions | Total subscriptions can include, but are not limited to: MarketPro fees, Morningstar research subscription fees and trading alerts. |
| Other fees | Other fees can include, but are not limited to: Off market transfer fees, conditional trading fees (added as brokerage), rejection fees, early and late settlement fees, fail fees, SRN query, rebooking fees, cheque payment fee or cheque dishonour fees and the printing and posting of contract notes. |
| Corporate action (CA) | Any action initiated by the company or corporation, for the purpose of giving an entitlement to shareholders. |

78200 - Units in Listed Unit Trusts (Australian)

2022 Financial Year

Preparer Lousse Montiel

Reviewer Steven Lee

Status Completed

| Account Code | Description | CY Units | CY Balance | LY Units | LY Balance | Change |
|--------------|--------------------------------------------------------|-----------------|-------------------|-----------------|-------------------|---------|
| IVV.AXW | Ishares S&p 500 Etf | 50.000000 | \$27,546.50 | 50.000000 | \$28,637.00 | (3.81)% |
| UMAX.AX | Betashares S&p 500 Yield Maximiser Fund (managed Fund) | 1500.000000 | \$28,980.00 | 1500.000000 | \$30,735.00 | (5.71)% |
| VHY.AX | Vanguard Australian Shares High Yield Etf | 306.000000 | \$19,186.20 | 56.000000 | \$3,756.48 | 410.75% |
| TOTAL | | CY Units | CY Balance | LY Units | LY Balance | |
| | | 1856.000000 | \$75,712.70 | 1606.000000 | \$63,128.48 | |

Supporting Documents

○ Investment Movement Report [Report](#)

Standard Checklist

- Attach copies of Statements and Source Documentation
- Attach Investment Movement Report
- Ensure all Investments are valued correctly at June 30
- Ensure the investment is in accordance with the Fund's investment strategy
- Ensure the investment is in accordance with the SIS Act

SUPER 630

Investment Movement Report

As at 30 June 2022

| Investment | Opening Balance | | Additions | | Disposals | | | Closing Balance | | |
|----------------------------------------------------------|-----------------|-------------------|-----------|-------------------|------------|---------------------|--------------------------|-----------------|-------------------|-------------------|
| | Units | Cost | Units | Cost | Units | Cost | Accounting Profit/(Loss) | Units | Cost | Market Value |
| Bank Accounts | | | | | | | | | | |
| ING Business Optimiser 060663547 | | 2,503.93 | | 2.44 | | (2,506.37) | | | 0.00 | 0.00 |
| Macquarie CMA 962854824 | | 113,956.14 | | 122,735.43 | | (196,543.42) | | | 40,148.15 | 40,148.15 |
| | | 116,460.07 | | 122,737.87 | | (199,049.79) | | | 40,148.15 | 40,148.15 |
| Term Deposits | | | | | | | | | | |
| Macquarie Term Deposit 259216984 | | 100,000.00 | | 349.04 | | (349.04) | | | 100,000.00 | 100,000.00 |
| | | 100,000.00 | | 349.04 | | (349.04) | | | 100,000.00 | 100,000.00 |
| Derivatives (Options, Hybrids, Future Contracts) | | | | | | | | | | |
| NSCOA.AX - Naos Small Cap Opportunities Company Limited | 3,288.00 | 0.00 | | | (3,288.00) | 0.00 | 39.34 | | 0.00 | |
| | | 0.00 | | | | 0.00 | 39.34 | | 0.00 | |
| Shares in Listed Companies (Australian) | | | | | | | | | | |
| AZJ.AX - Aurizon Holdings Limited | 8,000.00 | 32,632.00 | 2,000.00 | 6,833.00 | | | | 10,000.00 | 39,465.00 | 38,000.00 |
| ANZ.AX - Australia And New Zealand Banking Group Limited | 761.00 | 25,410.87 | | | | | | 761.00 | 25,410.87 | 16,764.83 |
| BHP.AX - BHP Group Limited | 2,194.00 | 61,155.97 | | | (500.00) | (15,699.64) | 11,010.23 | 1,694.00 | 45,456.33 | 69,877.50 |
| CBA.AXW - Commonwealth Bank Of Australia. | 275.00 | 15,430.84 | | | (275.00) | (15,430.84) | 13,672.68 | | 0.00 | |

SUPER 630

Investment Movement Report

As at 30 June 2022

| Investment | Opening Balance | | Additions | | Disposals | | | Closing Balance | | |
|--------------------------------------------------------|-----------------|-----------|-----------|-----------|-----------|------------|--------------------------|-----------------|------------|--------------|
| | Units | Cost | Units | Cost | Units | Cost | Accounting Profit/(Loss) | Units | Cost | Market Value |
| HPG.AX - Hipages Group Holdings Ltd | | | 6,000.00 | 14,496.00 | | | | 6,000.00 | 14,496.00 | 5,940.00 |
| IOU.AX - Ioupay Limited | | | 20,000.00 | 3,333.00 | | | | 20,000.00 | 3,333.00 | 840.00 |
| NSC.AX - Naos Small Cap Opportunities Company Limited | 9,865.00 | 11,081.80 | | | | | | 9,865.00 | 11,081.80 | 7,201.45 |
| NAB.AX - National Australia Bank Limited | 3,182.00 | 80,699.07 | | | | | | 3,182.00 | 80,699.07 | 87,154.98 |
| ORG.AXW - Origin Energy Limited | 1,528.00 | 15,913.60 | | | | | | 1,528.00 | 15,913.60 | 8,755.44 |
| STO.AXW - Santos Limited | 2,858.00 | 25,978.86 | | | | | | 2,858.00 | 25,978.86 | 21,206.36 |
| SUL.AX - Super Retail Group Limited | | | 1,000.00 | 10,083.00 | | | | 1,000.00 | 10,083.00 | 8,490.00 |
| TLS.AX - Telstra Corporation Limited. | 10,755.00 | 56,190.04 | | | | | | 10,755.00 | 56,190.04 | 41,406.75 |
| WAM.AX - WAM Capital Limited | 5,000.00 | 10,033.00 | 10,000.00 | 19,133.00 | | | | 15,000.00 | 29,166.00 | 25,800.00 |
| SOL.AX - Washington H Soul Pattinson & Company Limited | 2,200.00 | 36,858.00 | 3,500.00 | 92,119.92 | | | | 5,700.00 | 128,977.92 | 134,178.00 |
| WES.AX - Wesfarmers Limited | 660.00 | 21,215.05 | | | | (1,320.00) | 0.00 | 660.00 | 19,895.05 | 27,660.60 |
| WDS.AX - Woodside Energy Group Ltd | | | 939.00 | 33,038.09 | | | | 939.00 | 33,038.09 | 29,897.76 |

SUPER 630

Investment Movement Report

As at 30 June 2022

| Investment | Opening Balance | | Additions | | Disposals | | | Closing Balance | | Market Value |
|------------------------------------------------------------------|-----------------|-------------------|-----------|-------------------|------------|---------------------|--------------------------|-----------------|-------------------|-------------------|
| | Units | Cost | Units | Cost | Units | Cost | Accounting Profit/(Loss) | Units | Cost | |
| WPL.AX - Woodside Petroleum Ltd | 633.00 | 23,931.53 | | | (633.00) | (23,931.53) | | | 0.00 | |
| WOR.AX - Worley Limited | 2,000.00 | 22,716.00 | | | (2,000.00) | (22,716.00) | 3,644.40 | | 0.00 | |
| | | 439,246.63 | | 179,036.01 | | (79,098.01) | 28,327.31 | | 539,184.63 | 523,173.67 |
| Units in Listed Unit Trusts (Australian) | | | | | | | | | | |
| UMAX.AX - Betashares S&p 500 Yield Maximiser Fund (managed Fund) | 1,500.00 | 26,469.64 | | | | | | 1,500.00 | 26,469.64 | 28,980.00 |
| IVV.AXW - Ishares S&p 500 Etf | 50.00 | 10,615.55 | | | | | | 50.00 | 10,615.55 | 27,546.50 |
| VHY.AX - Vanguard Australian Shares High Yield Etf | 56.00 | 2,989.24 | 250.00 | 17,035.50 | | | | 306.00 | 20,024.74 | 19,186.20 |
| | | 40,074.43 | | 17,035.50 | | | | | 57,109.93 | 75,712.70 |
| | | 695,781.13 | | 319,158.42 | | (278,496.84) | 28,366.65 | | 736,442.71 | 739,034.52 |

85000 - Income Tax Payable/Refundable

2022 Financial Year

Preparer Lousse Montiel

Reviewer Steven Lee

Status Completed

| Account Code | Description | CY Balance | LY Balance | Change |
|--------------|-------------------------------|-------------------|-------------------|---------|
| 85000 | Income Tax Payable/Refundable | \$15,239.88 | \$6,540.04 | 133.02% |
| TOTAL | | CY Balance | LY Balance | |
| | | \$15,239.88 | \$6,540.04 | |

Supporting Documents

- Non Deductible Expense Reconciliation [Report](#)
- Tax Reconciliation Report [Report](#)
- Exempt Pension Reconciliation [Report](#)
- Statement of Taxable Income [Report](#)
- ATO Income Tax.pdf [85000](#)

Standard Checklist

- Attach Actuarial Certificate (if applicable)
- Attach any other Tax reconciliations
- Attach copy of Exempt Pension Reconciliation (if applicable)
- Attach copy of Non Deductible Expense Reconciliation (if applicable)
- Attach copy of Statement of Taxable Income
- Attach copy of Tax Reconciliation Report
- Confirm Transactions in ATO Portal

SUPER 630**Exempt Current Pension Income Reconciliation**

For The Period 01 July 2021 - 30 June 2022

| | Date | Account Code | Account Description | Taxable Amount | Actuary/Pool % | Exempt Amount |
|-----------------------------------------------|------------|--------------------|----------------------------------|----------------|----------------|---------------|
| Segment - 01 July 2021 to 30 June 2022 | | | | | | |
| Label C | | | | | | |
| | 30/07/2021 | 25000/MAQ962854824 | Macquarie CMA 962854824 | 11.79 | | |
| | 31/07/2021 | 25000/ING060663547 | ING Business Optimiser 060663547 | 0.21 | | |
| | 31/08/2021 | 25000/ING060663547 | ING Business Optimiser 060663547 | 0.21 | | |
| | 31/08/2021 | 25000/MAQ962854824 | Macquarie CMA 962854824 | 11.62 | | |
| | 30/09/2021 | 25000/MAQ962854824 | Macquarie CMA 962854824 | 11.23 | | |
| | 30/09/2021 | 25000/ING060663547 | ING Business Optimiser 060663547 | 0.21 | | |
| | 29/10/2021 | 25000/MAQ962854824 | Macquarie CMA 962854824 | 12.50 | | |
| | 31/10/2021 | 25000/ING060663547 | ING Business Optimiser 060663547 | 0.21 | | |
| | 22/11/2021 | 25000/MBL259216984 | Macquarie Term Deposit 259216984 | 199.45 | | |
| | 30/11/2021 | 25000/ING060663547 | ING Business Optimiser 060663547 | 0.21 | | |
| | 30/11/2021 | 25000/MAQ962854824 | Macquarie CMA 962854824 | 9.49 | | |
| | 31/12/2021 | 25000/MAQ962854824 | Macquarie CMA 962854824 | 5.86 | | |
| | 31/12/2021 | 25000/ING060663547 | ING Business Optimiser 060663547 | 0.21 | | |
| | 31/01/2022 | 25000/MAQ962854824 | Macquarie CMA 962854824 | 5.77 | | |
| | 31/01/2022 | 25000/ING060663547 | ING Business Optimiser 060663547 | 0.21 | | |
| | 28/02/2022 | 25000/MAQ962854824 | Macquarie CMA 962854824 | 3.16 | | |
| | 28/02/2022 | 25000/ING060663547 | ING Business Optimiser 060663547 | 0.19 | | |
| | 31/03/2022 | 25000/MAQ962854824 | Macquarie CMA 962854824 | 1.84 | | |
| | 31/03/2022 | 25000/ING060663547 | ING Business Optimiser 060663547 | 0.21 | | |
| | 29/04/2022 | 25000/MAQ962854824 | Macquarie CMA 962854824 | 2.97 | | |
| | 30/04/2022 | 25000/ING060663547 | ING Business Optimiser 060663547 | 0.21 | | |

SUPER 630

Exempt Current Pension Income Reconciliation

For The Period 01 July 2021 - 30 June 2022

| | Date | Account Code | Account Description | Taxable Amount | Actuary/Pool % | Exempt Amount |
|-----------------|------------|--------------------|-------------------------------------------|----------------|----------------|-----------------|
| Label C | | | | | | |
| | 23/05/2022 | 25000/MBL259216984 | Macquarie Term Deposit 259216984 | 149.59 | | |
| | 31/05/2022 | 25000/ING060663547 | ING Business Optimiser 060663547 | 0.21 | | |
| | 31/05/2022 | 25000/MAQ962854824 | Macquarie CMA 962854824 | 4.29 | | |
| | 23/06/2022 | 25000/ING060663547 | ING Business Optimiser 060663547 | 0.15 | | |
| | 30/06/2022 | 25000/MAQ962854824 | Macquarie CMA 962854824 | 5.70 | | |
| | | | Total | 437.70 | 100.000 % | 437.70 |
| Label D1 | | | | | | |
| | 30/06/2022 | 23800/IVV.AXW | Ishares S&p 500 Etf | 407.68 | | |
| | 30/06/2022 | 23800/VHY.AX | Vanguard Australian Shares High Yield Etf | 5.17 | | |
| | 30/06/2022 | 23800/UMAX.AX | Betashares S&p 500 Yield Maximiser Fund | 683.05 | | |
| | | | Total | 1,095.90 | 100.000 % | 1,095.90 |
| Label J | | | | | | |
| | 22/09/2021 | 23900/AZJ.AX | Aurizon Holdings Limited | 345.60 | | |
| | 29/09/2021 | 23900/WOR.AX | Worley Limited | 500.00 | | |
| | 01/10/2021 | 23900/ORG.AXW | Origin Energy Limited | 114.60 | | |
| | 24/03/2022 | 23900/STO.AXW | Santos Limited | 101.25 | | |
| | 25/03/2022 | 23900/ORG.AXW | Origin Energy Limited | 191.00 | | |
| | 30/03/2022 | 23900/AZJ.AX | Aurizon Holdings Limited | 52.50 | | |
| | 30/03/2022 | 23900/WOR.AX | Worley Limited | 500.00 | | |
| | | | Total | 1,804.95 | 100.000 % | 1,804.95 |
| Label K | | | | | | |
| | 01/07/2021 | 23900/ANZ.AX | Australia And New Zealand Banking Group | 532.70 | | |

SUPER 630**Exempt Current Pension Income Reconciliation**

For The Period 01 July 2021 - 30 June 2022

| | Date | Account Code | Account Description | Taxable Amount | Actuary/Pool % | Exempt Amount |
|----------------|------------|---------------|-----------------------------------------|----------------|----------------|---------------|
| Label K | | | | | | |
| | 02/07/2021 | 23900/NAB.AX | National Australia Bank Limited | 1,909.20 | | |
| | 20/09/2021 | 23900/NSC.AX | Naos Small Cap Opportunities Company | 123.31 | | |
| | 21/09/2021 | 23900/BHP.AX | BHP Group Limited | 5,957.30 | | |
| | 21/09/2021 | 23900/STO.AXW | Santos Limited | 219.89 | | |
| | 22/09/2021 | 23900/AZJ.AX | Aurizon Holdings Limited | 806.40 | | |
| | 23/09/2021 | 23900/TLS.AX | Telstra Corporation Limited. | 860.40 | | |
| | 24/09/2021 | 23900/WPL.AX | Woodside Petroleum Ltd | 259.75 | | |
| | 29/09/2021 | 23900/CBA.AXW | Commonwealth Bank Of Australia. | 550.00 | | |
| | 07/10/2021 | 23900/WES.AX | Wesfarmers Limited | 594.00 | | |
| | 29/10/2021 | 23900/WAM.AX | WAM Capital Limited | 387.50 | | |
| | 30/11/2021 | 23900/NSC.AX | Naos Small Cap Opportunities Company | 123.31 | | |
| | 14/12/2021 | 23900/SOL.AX | Washington H Soul Pattinson & Company | 792.00 | | |
| | 15/12/2021 | 23900/NAB.AX | National Australia Bank Limited | 2,131.94 | | |
| | 16/12/2021 | 23900/ANZ.AX | Australia And New Zealand Banking Group | 547.92 | | |
| | 23/03/2022 | 23900/WPL.AX | Woodside Petroleum Ltd | 925.18 | | |
| | 24/03/2022 | 23900/STO.AXW | Santos Limited | 236.24 | | |
| | 25/03/2022 | 23900/NSC.AX | Naos Small Cap Opportunities Company | 133.18 | | |
| | 28/03/2022 | 23900/BHP.AX | BHP Group Limited | 4,564.75 | | |
| | 30/03/2022 | 23900/AZJ.AX | Aurizon Holdings Limited | 997.50 | | |
| | 30/03/2022 | 23900/WES.AX | Wesfarmers Limited | 528.00 | | |
| | 01/04/2022 | 23900/TLS.AX | Telstra Corporation Limited. | 860.40 | | |
| | 13/05/2022 | 23900/SOL.AX | Washington H Soul Pattinson & Company | 1,363.00 | | |
| | 01/06/2022 | 23900/BHP.AX | BHP Group Limited | 9,106.56 | | |

SUPER 630

Exempt Current Pension Income Reconciliation

For The Period 01 July 2021 - 30 June 2022

| | Date | Account Code | Account Description | Taxable Amount | Actuary/Pool % | Exempt Amount |
|----------------|------------|---------------|-----------------------------------------|----------------|----------------|------------------|
| Label K | | | | | | |
| | 06/06/2022 | 23900/NSC.AX | Naos Small Cap Opportunities Company | 133.18 | | |
| | 17/06/2022 | 23900/WAM.AX | WAM Capital Limited | 387.50 | | |
| | | | Total | 35,031.11 | 100.000 % | 35,031.11 |
| Label L | | | | | | |
| | 01/07/2021 | 23900/ANZ.AX | Australia And New Zealand Banking Group | 228.30 | | |
| | 02/07/2021 | 23900/NAB.AX | National Australia Bank Limited | 818.23 | | |
| | 20/09/2021 | 23900/NSC.AX | Naos Small Cap Opportunities Company | 52.85 | | |
| | 21/09/2021 | 23900/BHP.AX | BHP Group Limited | 2,553.13 | | |
| | 21/09/2021 | 23900/STO.AXW | Santos Limited | 94.24 | | |
| | 22/09/2021 | 23900/AZJ.AX | Aurizon Holdings Limited | 345.60 | | |
| | 23/09/2021 | 23900/TLS.AX | Telstra Corporation Limited. | 368.74 | | |
| | 24/09/2021 | 23900/WPL.AX | Woodside Petroleum Ltd | 111.32 | | |
| | 29/09/2021 | 23900/CBA.AXW | Commonwealth Bank Of Australia. | 235.71 | | |
| | 07/10/2021 | 23900/WES.AX | Wesfarmers Limited | 254.57 | | |
| | 29/10/2021 | 23900/WAM.AX | WAM Capital Limited | 166.07 | | |
| | 30/11/2021 | 23900/NSC.AX | Naos Small Cap Opportunities Company | 52.85 | | |
| | 14/12/2021 | 23900/SOL.AX | Washington H Soul Pattinson & Company | 339.43 | | |
| | 15/12/2021 | 23900/NAB.AX | National Australia Bank Limited | 913.69 | | |
| | 16/12/2021 | 23900/ANZ.AX | Australia And New Zealand Banking Group | 234.82 | | |
| | 23/03/2022 | 23900/WPL.AX | Woodside Petroleum Ltd | 396.51 | | |
| | 24/03/2022 | 23900/STO.AXW | Santos Limited | 101.25 | | |
| | 25/03/2022 | 23900/NSC.AX | Naos Small Cap Opportunities Company | 57.08 | | |

SUPER 630

Exempt Current Pension Income Reconciliation

For The Period 01 July 2021 - 30 June 2022

| | Date | Account Code | Account Description | Taxable Amount | Actuary/Pool % | Exempt Amount |
|----------------|------------|---------------|-------------------------------------------|----------------|------------------------------------|------------------|
| Label L | | | | | | |
| | 28/03/2022 | 23900/BHP.AX | BHP Group Limited | 1,956.32 | | |
| | 30/03/2022 | 23900/AZJ.AX | Aurizon Holdings Limited | 427.50 | | |
| | 30/03/2022 | 23900/WES.AX | Wesfarmers Limited | 226.29 | | |
| | 01/04/2022 | 23900/TLS.AX | Telstra Corporation Limited. | 368.74 | | |
| | 13/05/2022 | 23900/SOL.AX | Washington H Soul Pattinson & Company | 584.14 | | |
| | 01/06/2022 | 23900/BHP.AX | BHP Group Limited | 3,902.81 | | |
| | 06/06/2022 | 23900/NSC.AX | Naos Small Cap Opportunities Company | 57.08 | | |
| | 17/06/2022 | 23900/WAM.AX | WAM Capital Limited | 166.07 | | |
| | | | Total | 15,013.34 | 100.000 % | 15,013.34 |
| Label M | | | | | | |
| | 30/06/2022 | 23800/VHY.AX | Vanguard Australian Shares High Yield Etf | 764.65 | | |
| | 30/06/2022 | 23800/UMAX.AX | Betashares S&p 500 Yield Maximiser Fund | 0.05 | | |
| | | | Total | 764.70 | 100.000 % | 764.70 |
| | | | | | Total Segment ECPI * | 54,147.70 |
| | | | | | SMSF Annual Return Rounding | 3.70 |
| | | | | | Total ECPI | 54,144.00 |

* Total Segment ECPI does not include ECPI amounts from Label A. The total ECPI from Label A is shown separately at the start of the report.

SUPER 630

Pension Non Deductible Expense Report

For The Period 01 July 2021 - 30 June 2022

| | Date | Account Code | Account Description | Amount | Expense % | Deductible | Non Deductible |
|-----------------------------------------------|------------|--------------|------------------------|----------|-----------|------------|----------------|
| Segment - 01 July 2021 to 30 June 2022 | | | | | | | |
| Label H | | | | | | | |
| Deemed Segregated | | | | | | | |
| | 30/06/2022 | 30700 | Auditor's Remuneration | 550.00 | | | |
| | | | Total | 550.00 | 100.000 % | 0.00 | 550.00 |
| Label J | | | | | | | |
| Deemed Segregated | | | | | | | |
| | 25/11/2021 | 30900 | Advisor Fees | 390.00 | | | |
| | 25/01/2022 | 30900 | Advisor Fees | 390.00 | | | |
| | 25/05/2022 | 30900 | Advisor Fees | 390.00 | | | |
| | 03/11/2021 | 30900 | Advisor Fees | 390.00 | | | |
| | 25/03/2022 | 30900 | Advisor Fees | 390.00 | | | |
| | 25/02/2022 | 30900 | Advisor Fees | 390.00 | | | |
| | 24/06/2022 | 30900 | Advisor Fees | 390.00 | | | |
| | 24/12/2021 | 30900 | Advisor Fees | 390.00 | | | |
| | 22/04/2022 | 30900 | Advisor Fees | 390.00 | | | |
| | 30/06/2022 | 30100 | Accountancy Fees | 1,175.00 | | | |
| | | | Total | 4,685.00 | 100.000 % | 0.00 | 4,685.00 |
| Deemed Segregated | | | | | | | |
| | 19/05/2022 | 30400 | ATO Supervisory Levy | 259.00 | | | |

SUPER 630

Pension Non Deductible Expense Report

For The Period 01 July 2021 - 30 June 2022

| | Date | Account Code | Account Description | Amount | Expense % | Deductible | Non Deductible |
|--------------------------|------|--------------|---------------------|--------|-----------|-------------------------------|-----------------|
| Label J | | | | | | | |
| Deemed Segregated | | | | | | | |
| | | | Total | 259.00 | 0.000 % | 0.00 | 259.00 |
| | | | | | | Label Total | 4,944.00 |
| | | | | | | Total Segment Expenses | 5,494.00 |
| | | | | | | Total Expenses * | 5,494.00 |

* General expense percentage - 100.000 %

* Investment expense percentage - 100.000 %

Statement of Taxable Income

For the year ended 30 June 2022

| | 2022 |
|--------------------------------------------|--------------------|
| | \$ |
| Benefits accrued as a result of operations | (54,848.07) |
| Less | |
| Exempt current pension income | 54,144.00 |
| Realised Accounting Capital Gains | 28,366.65 |
| Accounting Trust Distributions | 2,769.24 |
| | <u>85,279.89</u> |
| Add | |
| Decrease in MV of investments | 89,488.72 |
| SMSF non deductible expenses | 5,494.00 |
| Pension Payments | 28,275.00 |
| Franking Credits | 15,239.88 |
| Foreign Credits | 123.90 |
| Taxable Trust Distributions | 538.16 |
| Distributed Foreign income | 972.00 |
| | <u>140,131.66</u> |
| SMSF Annual Return Rounding | (3.70) |
| Taxable Income or Loss | <u>0.00</u> |
| Income Tax on Taxable Income or Loss | 0.00 |
| Less | |
| Franking Credits | 15,239.88 |
| CURRENT TAX OR REFUND | <u>(15,239.88)</u> |
| Supervisory Levy | 259.00 |
| AMOUNT DUE OR REFUNDABLE | <u>(14,980.88)</u> |

SUPER 630

Tax Reconciliation Report

For the year ended 30 June 2022

| Tax Return Label | Date | Account Code | Account Name | Amount \$ |
|------------------------------------------------------------------------------|------------|---------------|--------------------------------------------------------|-----------------|
| H2 - Expenses - SMSF auditor fee non deductible | | | | |
| | 30/06/2022 | 30700 | Auditor's Remuneration | 550.00 |
| Sub-Total | | | | 550.00 |
| Ignore Cents | | | | 0.00 |
| Total | | | | 550.00 |
| J2 - Expenses - Management and administration expenses non deductible | | | | |
| | 19/05/2022 | 30400 | ATO Supervisory Levy | 259.00 |
| | 03/11/2021 | 30900 | Advisor Fees | 390.00 |
| | 25/11/2021 | 30900 | Advisor Fees | 390.00 |
| | 24/12/2021 | 30900 | Advisor Fees | 390.00 |
| | 25/01/2022 | 30900 | Advisor Fees | 390.00 |
| | 25/02/2022 | 30900 | Advisor Fees | 390.00 |
| | 25/03/2022 | 30900 | Advisor Fees | 390.00 |
| | 22/04/2022 | 30900 | Advisor Fees | 390.00 |
| | 25/05/2022 | 30900 | Advisor Fees | 390.00 |
| | 24/06/2022 | 30900 | Advisor Fees | 390.00 |
| | 30/06/2022 | 30100 | Accountancy Fees | 1,175.00 |
| Sub-Total | | | | 4,944.00 |
| Ignore Cents | | | | 0.00 |
| Total | | | | 4,944.00 |
| Y - TOTAL NON DEDUCTIBLE EXPENSES | | | | |
| | | | | 5,494.00 |
| Sub-Total | | | | 5,494.00 |
| Ignore Cents | | | | 0.00 |
| Total | | | | 5,494.00 |
| Z - TOTAL SMSF EXPENSES | | | | |
| | | | | 5,494.00 |
| Sub-Total | | | | 5,494.00 |
| Ignore Cents | | | | 0.00 |
| Total | | | | 5,494.00 |
| C1 - Foreign income tax offset | | | | |
| | 30/06/2022 | 23800/UMAX.AX | Betashares S&p 500 Yield Maximiser Fund (managed Fund) | 62.23 |
| | 30/06/2022 | 23800/IVV.AXW | Ishares S&p 500 Etf | 61.67 |
| | | | Adjustment | (123.90) |
| Sub-Total | | | | 0.00 |
| Ignore Cents | | | | 0.00 |
| Total | | | | 0.00 |
| E1 - Complying fund's franking credits tax offset | | | | |
| | 01/07/2021 | 23900/ANZ.AX | Australia And New Zealand Banking Group Limited | 228.30 |
| | 02/07/2021 | 23900/NAB.AX | National Australia Bank Limited | 818.23 |
| | 20/09/2021 | 23900/NSC.AX | Naos Small Cap Opportunities Company Limited | 52.85 |

SUPER 630

Tax Reconciliation Report

For the year ended 30 June 2022

| Tax Return Label | Date | Account Code | Account Name | Amount \$ |
|----------------------------------------------------------|------------|---------------|-------------------------------------------------|------------------|
| E1 - Complying fund's franking credits tax offset | | | | |
| | 21/09/2021 | 23900/STO.AXW | Santos Limited | 94.24 |
| | 21/09/2021 | 23900/BHP.AX | BHP Group Limited | 2,553.13 |
| | 22/09/2021 | 23900/AZJ.AX | Aurizon Holdings Limited | 345.60 |
| | 23/09/2021 | 23900/TLS.AX | Telstra Corporation Limited. | 368.74 |
| | 24/09/2021 | 23900/WPL.AX | Woodside Petroleum Ltd | 111.32 |
| | 29/09/2021 | 23900/CBA.AXW | Commonwealth Bank Of Australia. | 235.71 |
| | 07/10/2021 | 23900/WES.AX | Wesfarmers Limited | 254.57 |
| | 29/10/2021 | 23900/WAM.AX | WAM Capital Limited | 166.07 |
| | 30/11/2021 | 23900/NSC.AX | Naos Small Cap Opportunities Company Limited | 52.85 |
| | 14/12/2021 | 23900/SOL.AX | Washington H Soul Pattinson & Company Limited | 339.43 |
| | 15/12/2021 | 23900/NAB.AX | National Australia Bank Limited | 913.69 |
| | 16/12/2021 | 23900/ANZ.AX | Australia And New Zealand Banking Group Limited | 234.82 |
| | 23/03/2022 | 23900/WPL.AX | Woodside Petroleum Ltd | 396.51 |
| | 24/03/2022 | 23900/STO.AXW | Santos Limited | 101.25 |
| | 25/03/2022 | 23900/NSC.AX | Naos Small Cap Opportunities Company Limited | 57.08 |
| | 28/03/2022 | 23900/BHP.AX | BHP Group Limited | 1,956.32 |
| | 30/03/2022 | 23900/AZJ.AX | Aurizon Holdings Limited | 427.50 |
| | 30/03/2022 | 23900/WES.AX | Wesfarmers Limited | 226.29 |
| | 01/04/2022 | 23900/TLS.AX | Telstra Corporation Limited. | 368.74 |
| | 13/05/2022 | 23900/SOL.AX | Washington H Soul Pattinson & Company Limited | 584.14 |
| | 01/06/2022 | 23900/BHP.AX | BHP Group Limited | 3,902.81 |
| | 06/06/2022 | 23900/NSC.AX | Naos Small Cap Opportunities Company Limited | 57.08 |
| | 17/06/2022 | 23900/WAM.AX | WAM Capital Limited | 166.07 |
| | 30/06/2022 | 23800/VHY.AX | Vanguard Australian Shares High Yield Etf | 226.54 |
| Sub-Total | | | | 15,239.88 |
| Ignore Cents | | | | 0.00 |
| Total | | | | 15,239.88 |
| E - Refundable tax offsets | | | | |
| | | | | 15,239.88 |
| Sub-Total | | | | 15,239.88 |
| Ignore Cents | | | | 0.00 |
| Total | | | | 15,239.88 |
| I - Remainder of refundable tax offsets | | | | |
| | | | | 15,239.88 |
| Sub-Total | | | | 15,239.88 |
| Ignore Cents | | | | 0.00 |
| Total | | | | 15,239.88 |
| L - Supervisory levy | | | | |
| | | | | 259.00 |

SUPER 630

Tax Reconciliation Report

For the year ended 30 June 2022

| Tax Return Label | Date | Account Code | Account Name | Amount \$ |
|-------------------------------------|------|--------------|--------------|--------------------|
| L - Supervisory levy | | | | |
| Sub-Total | | | | 259.00 |
| Ignore Cents | | | | 0.00 |
| Total | | | | 259.00 |
| S - AMOUNT DUE OR REFUNDABLE | | | | |
| | | | | (14,980.88) |
| Sub-Total | | | | (14,980.88) |
| Ignore Cents | | | | 0.00 |
| Total | | | | (14,980.88) |



Income tax 552

| | |
|-----------------------|------------|
| Date generated | 28/10/2022 |
| Overdue | \$0.00 |
| Not yet due | \$0.00 |
| Balance | \$0.00 |

Transactions

4 results found - from **28 October 2020** to **28 October 2022** sorted by **processed date** ordered **newest to oldest**

| Processed date | Effective date | Description | Debit (DR) | Credit (CR) | Balance |
|----------------|----------------|---------------------------------------------------------------------------------------|------------|-------------|---------------|
| 16 May 2022 | 19 May 2022 | EFT refund for Income Tax for the period from 01 Jul 20 to 30 Jun 21 | \$6,281.04 | | \$0.00 |
| 16 May 2022 | 16 May 2022 | Tax return Self Man Superfund - Income Tax for the period from 01 Jul 20 to 30 Jun 21 | | \$6,281.04 | \$6,281.04 CR |
| 16 Dec 2020 | 21 Dec 2020 | EFT refund for Income Tax for the period from 01 Jul 19 to 30 Jun 20 | \$6,816.75 | | \$0.00 |
| 16 Dec 2020 | 16 Dec 2020 | Tax return Self Man Superfund - Income Tax for the period from 01 Jul 19 to 30 Jun 20 | | \$6,816.75 | \$6,816.75 CR |

A - Financial Statements

2022 Financial Year

Preparer Lousse Montiel

Reviewer Steven Lee

Status Completed

Supporting Documents

No supporting documents

Standard Checklist

- Attach copy of Financial Statements
- Attach copy of SMSF Annual Return

B - Permanent Documents

2022 Financial Year

Preparer Lousse Montiel

Reviewer Steven Lee

Status Completed

Supporting Documents

- Fund Summary Report Report

Standard Checklist

- Attach latest copy of ASIC annual company statement (if corporate trustee)
- Ensure latest copies of ATO Trustee Declarations and ATO confirmation that the fund is a regulated fund is attached
- Ensure latest copies of trustee consents, member consents and registers are attached
- Ensure latest copy of trust deed (including amendments) are attached
- Use [Australian Business Register](#) to ensure details are correct
- Use [Super Fund Lookup](#) to check the eligibility to receive rollovers and contributions

SUPER 630**Fund Summary Report**As at 30 June 2022

Fund Details

Date Formed: 26/03/2014

Period: 01/07/2021 - 30/06/2022

Tax File Number: Provided

Fund Type: SMSF

ABN: 65242572566

GST Registered: No

Postal Address:

PO BOX 1350DC

TOOWONG, Queensland 4066

Physical Address:**Members**

Number of Members: 2

| Name | Age | Member Accounts | Pension Accounts | Tax File Number | Beneficiary Details |
|-------------|-----|-----------------|------------------|-----------------|---------------------|
| ORTH, GARY | 71 | 2 | 1 | Provided | Provided |
| ORTH, WENDY | 66 | 2 | 1 | Provided | Provided |

Fund Relationships

| Relationship Type | Contact |
|-------------------|-----------------------------|
| Accountant | Superhelp Australia Pty Ltd |
| Auditor | Seaside Audit Services |
| Fund Contact | ORTH, GARY |
| Tax Agent | Superhelp Australia Pty Ltd |
| Trustee | ORTH, GARY |
| Trustee | ORTH, WENDY |

C - Other Documents

2022 Financial Year

Preparer Lousse Montiel

Reviewer Steven Lee

Status Completed

Supporting Documents

- Investment Objective Super 630 8.4.2022.pdf
- Investment Strategy Super 630 8.4.2022.pdf

Standard Checklist

- Attach copy of any SOAs issued during the Financial Year
- Attach copy of Investment Strategy
- Attach signed Engagement Letter
- Attach signed Trustee Representation Letter
- Attach Trustee Minutes prepared during the year

Super 630 Super Fund

Investment Objective

| | |
|------------------------|-------------|
| Asset Allocation | Range |
| Australian Equities | 20% to 75% |
| International Equities | 5% to 30% |
| Cash (inc TD) | 30% to 100% |
| Aust Fixed Int | 0% to 50% |
| Int Fixed Int | 0% to 50% |
| Mortgages | 0% to 100% |
| Direct Property | 0% to 100% |
| Listed Property | 0% to 50% |
| Other | 0% to 20% |

Investment Summary - July 2021

| | | | |
|---------|------|---------------|---------------|
| Current | 65% | Investment | Value |
| | 8% | Direct Shares | \$ 512,032.96 |
| | 27% | Cash | \$ 59,368.63 |
| | 0% | | \$ 213,956.00 |
| | 0% | | \$ 785,357.59 |
| | 0% | | |
| | 0% | | |
| | 0% | | |
| | 0% | | |
| | 0% | | |
| | 0% | | |
| | 100% | | |

Asset Allocation

| | |
|-------------|---------------|
| Aust Equity | \$ 512,032.96 |
| Int Equity | \$ 59,368.63 |
| Cash | \$ 213,956.00 |
| Total | \$ 785,357.59 |

Investment

| | |
|---------------|--|
| Direct Shares | |
| Cash | |

Fund Manager

| | |
|------------------------|--|
| Ausixx Trading Account | |
| Macquarie | |

9/4/22

[Signature]
Date

Gary Orth (ATF Super 630 Super Fund)

Wendy Orth (ATF Super 630 Super Fund)

Investment Objectives and Strategy for the Super 630 Super Fund

Introduction

The purpose of this document is to record the investment objectives and strategy ('Investment Strategy') formulated by the Trustees, Gary Orth and Wendy Orth, of the Super 630 Super Fund ('the Fund') in relation to the investment of the assets of the Fund.

Background

Under Paragraph 52B(2)(f) or Paragraph 52C(2)(f) of the Superannuation Industry (Supervision) Act 1993 ("SIS Act"), the Trustees are required to take into account all of the circumstances of the Fund in formulating the objectives and strategy of the Fund, including, but not limited to the following:

- i. the risk involved in making, holding and realising, and the likely return from, the Fund's investments having regard to its objectives and its expected cash flow requirements;
- ii. the composition of the Fund's investments as a whole including the extent to which the investments are diverse or involve the entity in being exposed to risks from inadequate diversification;
- iii. the liquidity of the Fund's investments having regard to its expected cash flow requirements; and
- iv. the ability of the Fund to discharge its existing and prospective liabilities.

The Trust Deed of the Fund provides the Trustees with broad authority to invest the Fund's assets.

Prohibited investments (which are either specifically spelt out in the Trust Deed or are deemed to apply because of legislation) are as follows:

- i. Loans to members;
- ii. Assets acquired from members (limited exceptions apply);
- iii. In-house assets exceeding 5% of the value of the Fund.

The membership profile of the Fund as at 14/09/2021 was as follows:

| Name | Age | Expected years to retirement age | Accumulation phase/pension phase |
|-------------|------------|-----------------------------------------|-----------------------------------------|
| Gary Orth | 71 | N/A | Pension Phase |
| Wendy Orth | 66 | N/A | Pension Phase |

Investment objectives

The investment objectives of the Fund are created in compliance with Paragraph 52B(2)(f) or Paragraph 52C(2)(f) of the SIS Act to fulfil the principal objective of maximising member returns, with specific regard to the following:

- i. The prudent management of risk in holding and realising investments, with consideration to the likely return, the Fund's objectives, and the expected cash flow requirements.
- ii. Ensuring the composition of the Fund's investment portfolio is appropriately diversified through the application of exposure limits for individual asset classes.
- iii. Ensuring there are sufficient assets providing an appropriate level of liquidity to meet benefit and liability payments as they fall due and in accordance with the Trust Deed.
- iv. Maintaining sufficient cash flow to discharge administration expenses and other outgoings.
- v. Regularly assessing the opportune balance between short term returns and long term growth in excess of the CPI; tailored to member's expectations and circumstances.
- vi. Considering the provision of insurance cover for one or more members of the Fund.
- vii. Preserving the capital of the fund where possible through the investment cycle, particularly in regard to assets with moderate to high volatility.
- viii. Providing member benefits for retirement.

Investment strategy

Trustee considerations

The investment strategy in fulfilling the objectives has been formed to reflect current market conditions and the requirements of the members, which were assessed based on a number of factors including:

- i. The risk tolerance of members;
- ii. Asset class preferences and diversification;
- iii. Income and cash flow requirements;
- iv. The members' retirement objectives;
- v. Contributions made by members;
- vi. The time the members have until they retire;
- vii. Market risk, legislative risk, liquidity risk and inflation risk.

Member preferences and risk tolerances

With the obligation to be prudent and exercise a degree of care, skill and diligence under the SIS Act, Trustees need to carefully consider the Fund's level of acceptable risk. The differing expectations and risk tolerance profiles of the Fund's members can be assessed by the Trustees in determining the mix of asset classes they choose to adopt in the Fund's investment strategy.

There is always a degree of uncertainty and risk inherent in each investment, exacerbated by unpredictable economic and financial factors to create variable returns. The resulting fluctuations in the return on investment (ROI) will affect the level of benefit on withdrawal, hence it is acknowledged that the associated risk and returns are ultimately borne by the Fund members. However, these risks may be managed or reduced by spreading the investments across a range of assets to minimise the variability of investment returns. This strategy is referred to as diversification.

Diversification

Diversification can be achieved by including assets with differing patterns of return in the Fund's portfolio, often through a mix of Australian and international investments and across different asset classes as opposed to a single asset type. Diversifying between asset classes will reduce concentration and underperformance risk. The size of the fund in terms of the dollar value held will also affect diversification decisions.

Asset allocation

In assembling a portfolio of assets there are three broad types of investments to consider in line with the objectives and cash flow requirements of the Fund:

- i. **Defensive assets:** e.g. cash and term deposits that are highly secure with a low risk of capital loss.
- ii. **Moderately defensive assets:** eg Government bonds, investment grade corporate bonds and subordinated debt, which have fixed income characteristics with added costs and varying degrees of risk.
- iii. **Growth assets:** e.g. Australian and International equities, property trusts, direct property, commodities, currencies, collectibles, and derivatives, which offer the highest potential for return, yet involve the trade off of high volatility and the risk of capital loss.

It is important to consider that whilst growth assets are expected to yield a higher total return over the longer term than defensive assets, the associated volatility is higher, increasing the likelihood of a poor or negative return in the short term.

Acquiring real estate through the Fund often involves borrowing through a limited recourse borrowing arrangement to fund the acquisition. It is important when considering a direct property investment to first assess the property and rental valuations so that the Trustees are satisfied the price reflects true market value and constitutes a prudent investment on an arm's length basis. A number of factors need to be considered as the value of property often limits the liquidity of assets available and capacity to diversify.

Liquidity and cash flow requirements

A sufficient cash balance in the Fund's bank account needs to be maintained in order to meet its outgoings when they fall due. In addition, Trustees will ensure that the sufficient liquid assets are held, whereby they can easily be sold in the event of an obligation falling due or to meet unexpected cash flow requirements.

Ability of fund to meet its obligations

All existing and prospective liabilities of the Fund will be met through maintaining sufficient cash flow to discharge administration expenses and other outgoings. The members are entitled to the accumulation of contributions and earnings in the members' account on withdrawal.

Depending on the phase each member is in, prospective liabilities of the Fund may include:

- i. expenses that are paid on a semi regular basis;
- ii. pension liabilities paid on a regular or irregular basis;
- iii. tax liabilities paid on an annual or instalment basis;
- iv. death benefits from the unexpected death of a member; and
- v. where a death benefit nomination requires benefit payments to beneficiaries.

The Fund will be able to meet its obligations to the members at these times due to the composition and liquidity of its investments.

Indicative asset allocation

It has been determined that the following spread of investments is appropriate for the Fund. The strategic ranges can be reviewed regularly as circumstances change:

| Asset Class | Strategic Ranges | |
|----------------------|-------------------------|-------------|
| | From % | To % |
| Cash | 30% | 100% |
| Fixed Interest | 0% | 50% |
| Australian Shares | 20% | 75% |
| International Shares | 5% | 30% |
| Real Property | 0% | 50% |
| Other | 0% | 20% |

The Trustees may vary the investments of the fund within the strategic ranges without having to alter the investment strategy.

It is also recognised that market fluctuations may sometimes cause the asset allocation to exceed or fall below the stated percentages temporarily.

Cash reserves

The Trustees may maintain a reserve for the purpose of smoothing investment returns credited to members or the payment of fund expenses. The assets backing the reserve will be invested in accordance with the investment objectives and strategy applicable to the other fund assets.

Insurance for members

The Trustees have considered the circumstances and needs of the members and have concluded in consultation with the members that no insurance within the SMSF is required. This has been arrived at considering one or more of the following factors:

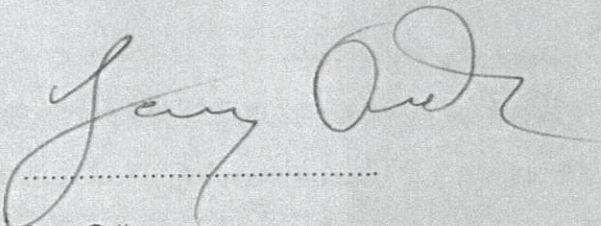
- i. Un-insurability of the members due to existing health issues;
- ii. Expense of insurance cover given the members' ages;
- iii. Absence of personal or business debt; or
- iv. Holding of adequate and appropriate insurance cover elsewhere.

Review

The Trustees may review this strategy as required. Regular reviews will be conducted annually.

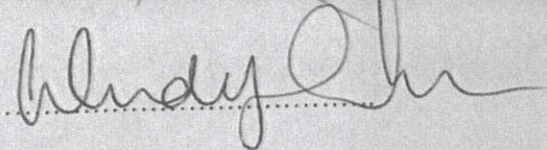
Signature

Signed by the Trustee(s):



Gary Orth

~~8 / 4 / 2021~~ 2022



Wendy Orth

~~8 / 4 / 2021~~ 2022

D - Pension Documentation

2022 Financial Year

Preparer Lousse Montiel

Reviewer Steven Lee

Status Completed

Supporting Documents

- Transfer Balance Account Summary Report
- Pension Summary Report Report

Standard Checklist

- Attach Actuarial Certificate
- Attach documentation supporting any pensions commenced during the financial year
- Attach documentation supporting any pensions commuted during the financial year
- Ensure correct Transfer Balance Account Reports have been lodged with the ATO

SUPER 630

Pension Summary

As at 30 June 2022

Member Name : ORTH, GARY

Member Age : 70* (Date of Birth : Provided)

| Member Code | Pension Type | Pension Start Date | Tax Free | Min / PF | Minimum | Maximum | Gross Pension Payments | PAYG | Net Pension Payment | Amount to reach Minimum |
|------------------|-----------------------|--------------------|----------|----------|--------------|---------|------------------------|--------|---------------------|-------------------------|
| ORTGAR 00003P | Account Based Pension | 01/07/2014 | 41.79% | 2.50% | \$15,210.00* | N/A | \$23,137.50 | \$0.00 | \$23,137.50 | NIL |

*COVID-19 50% reduction has been applied to the minimum pension amount.

| | | | | | | | | | | |
|--|--|--|--|--|--------------------|---------------|--------------------|---------------|--------------------|---------------|
| | | | | | \$15,210.00 | \$0.00 | \$23,137.50 | \$0.00 | \$23,137.50 | \$0.00 |
|--|--|--|--|--|--------------------|---------------|--------------------|---------------|--------------------|---------------|

Member Name : ORTH, WENDY

Member Age : 65* (Date of Birth : Provided)

| Member Code | Pension Type | Pension Start Date | Tax Free | Min / PF | Minimum | Maximum | Gross Pension Payments | PAYG | Net Pension Payment | Amount to reach Minimum |
|------------------|-----------------------|--------------------|----------|----------|-------------|---------|------------------------|--------|---------------------|-------------------------|
| ORTWEN 00003P | Account Based Pension | 01/07/2014 | 68.25% | 2.50% | \$4,660.00* | N/A | \$5,137.50 | \$0.00 | \$5,137.50 | NIL |

*COVID-19 50% reduction has been applied to the minimum pension amount.

| | | | | | | | | | | |
|--|--|--|--|--|-------------------|---------------|-------------------|---------------|-------------------|---------------|
| | | | | | \$4,660.00 | \$0.00 | \$5,137.50 | \$0.00 | \$5,137.50 | \$0.00 |
|--|--|--|--|--|-------------------|---------------|-------------------|---------------|-------------------|---------------|

Total :

| | | | | | | | | | | |
|--|--|--|--|--|--------------------|---------------|--------------------|---------------|--------------------|---------------|
| | | | | | \$19,870.00 | \$0.00 | \$28,275.00 | \$0.00 | \$28,275.00 | \$0.00 |
|--|--|--|--|--|--------------------|---------------|--------------------|---------------|--------------------|---------------|

*Age as at 01/07/2021 or pension start date for new pensions.

SUPER 630

Transfer Balance Account Summary

For The Period 01 July 2021 - 30 June 2022

| Member | Pension Type | Date | Lodgment Date | Transaction Type | Event Type | Debit | Credit | Balance | Cap Limit | Remaining Cap |
|------------|--------------|------------|---------------|---------------------------------------------------------------|------------|-------|--------|-------------------|---------------------|---------------------|
| GARY ORTH | Below Cap | 01/07/2021 | | Cap Indexation (71.00%) - Highest TBA (470291.19/ 1600000.00) | N/A | | | | 1,671,000.00 | 1,200,708.81 |
| | | 01/07/2021 | | Opening Balance | | | | 470,291.19 | 1,671,000.00 | 1,200,708.81 |
| | | <hr/> | | | | | | | | |
| WENDY ORTH | Below Cap | 01/07/2021 | | Cap Indexation (92.00%) - Highest TBA (139323.57/ 1600000.00) | N/A | | | | 1,692,000.00 | 1,552,676.43 |
| | | 01/07/2021 | | Opening Balance | | | | 139,323.57 | 1,692,000.00 | 1,552,676.43 |
| | | <hr/> | | | | | | | | |

E - Estate Planning

2022 Financial Year

Preparer Lousse Montiel

Reviewer Steven Lee

Status Completed

Supporting Documents

No supporting documents

Standard Checklist

- Attach Death Benefit Nominations (if applicable)
- Attach Life Insurance Policies (if applicable)
- Attach Reversionary Pension documentation (if applicable)
- Attach SMSF Will (if applicable)
- Review current Estate planning to ensure it matches wishes of members