

---

# ALVIVAL SUPER FUND

## Reports

### Table of Contents

---

#### Report Name

Fund Details Report

Trial Balance

General Ledger Audit Trail Report

Bank Account Movement Report

Investment Summary Report

Investment Movement and Returns Report

Investment Allocation

Foreign Cash Reconciliation

Statement of Taxable Income Report

Foreign Income and Expenses Worksheet

Tax Accounting Reconciliation

---

# ALVIVAL SUPER FUND

## Fund Details Report

---

### Fund Details

Fund Start Date 16 May 2012  
Fund Code ALVIVAL  
Name ALVIVAL SUPER FUND  
Previous Name  
Legal Type SMSF  
Is Resident True  
ABN 90 721 907 162  
TFN 937010168  
SFN  
RSE Registration Number  
RSE Effective Date

### Fund Contact Details

Phone  
Fax  
Email  
URL  
Use Physical Address for Mailing False  
**Physical Address**  
Line 1 33/36 Osborne Road  
Line 2  
Line 3  
Suburb MANLY  
State NSW  
Postcode 2095  
Validate Address False  
**Mailing Address**  
Addressee  
Line 1 Suite 201  
Line 2 30 Fisher Road  
Line 3  
Suburb DEE WHY  
State NSW  
Postcode 2099  
Validate Address False

### Trust Deeds

<b>Deed Date</b>	16 May 2012	<b>Date Printed</b>	
<b>Jurisdiction</b>	NSW	<b>Deed Type</b>	Establishment
<b>Trustee Name</b>	Alvival Pty Ltd		
<b>Deed Source</b>	Not Supplied		
<b>Comments</b>			

---

# ALVIVAL SUPER FUND

## Fund Details Report

---

### Fund Investment Returns

Financial Year	Rate Of Return
2019	Not Recorded
2018	Not Recorded
2017	Not Recorded
2016	Not Recorded
2015	Not Recorded
2014	Not Recorded
2013	Not Recorded
2012	Not Recorded

### Corporate Trustee Details

Name	Alvival Pty Ltd
ABN	
ACN	158383629
TFN	

#### Contact Details

Phone	
Fax	
Email	
URL	
Preferred Voice Contact	
Preferred Written Contact	
Use Physical Address for Mailing	False

#### Physical Address

Line 1	Not Supplied
Line 2	
Line 3	
Suburb	
State	
Postcode	
Validate Address	False

#### Mailing Address

Addressee	
Line 1	Not Supplied
Line 2	
Line 3	
Suburb	
State	
Postcode	
Validate Address	False

---

# ALVIVAL SUPER FUND

## Fund Details Report

---

### Fund Settings

Annual Return Address Default	Fund
<b>Fund Policy</b>	
Fund Policy Start Date	
Fund Policy End Date	
<b>GST</b>	
GST Status	Non-Registered
GST Status Date	
GST Tax Period	
<b>Pensions</b>	
Segregate for Pension Purposes	False
Pension Exempt % (Actuarial)	100.00%
Pension Exempt % (Expenses)	100.00%
<b>Tax Effect Accounting</b>	
Use Tax Effect Accounting	False
Capital Loss Provision %	0.00%
Income Loss Provision %	0.00%
Unrealised Gains Provision %	0.00%

---

### Bank Accounts

<b>Code and Description</b>	<b>680 - Cash at Bank - 2266644</b>
Account Type	Bank Account
BSB	704-865
Account Number	226644
Account Name	Alvival Pty Ltd ATF ALVIVAL SUPER FUND
Operational Account	True
Holding Reference Type	
Holding Reference	
In-House Asset	False

---

<b>Code and Description</b>	<b>681 - Cash at Bank - 2266645</b>
Account Type	Bank Account
BSB	704-865
Account Number	2266645
Account Name	Alvival Pty Ltd ATF ALVIVAL SUPER FUND
Operational Account	True
Holding Reference Type	
Holding Reference	
In-House Asset	False

---

<b>Code and Description</b>	<b>682 - Cash at Bank - 2288829</b>
Account Type	Bank Account
BSB	704-865
Account Number	2288829
Account Name	Alvival Pty Ltd ATF ALVIVAL SUPER FUND
Operational Account	True
Holding Reference Type	
Holding Reference	
In-House Asset	False

---

---

# ALVIVAL SUPER FUND

## Fund Details Report

---

### Investment Accounts

---

**Code and Description** **BNO - Bionomics Limited**

Holding Reference Type

Holding Reference

Security Issue Code BNO

Market Type Code LM

Unlisted Security Type Code

In-House Asset False

---

**Code and Description** **FMG - Fortescue Metals Group Ltd**

Holding Reference Type

Holding Reference

Security Issue Code FMG

Market Type Code LM

Unlisted Security Type Code

In-House Asset False

---

**Code and Description** **IVC - Invocare Limited**

Holding Reference Type

Holding Reference

Security Issue Code IVC

Market Type Code LM

Unlisted Security Type Code

In-House Asset False

---

**Code and Description** **MAQ0641AU - Charter Hall Direct Industrial Fund <T>**

Holding Reference Type

Holding Reference

Security Issue Code MAQ0641AU

Market Type Code MF

Unlisted Security Type Code

In-House Asset False

---

**Code and Description** **MAQ0816AU - Charter Hall Direct Industrial Fund No. 2 Wholesale**

Holding Reference Type

Holding Reference

Security Issue Code MAQ0816AU

Market Type Code MF

Unlisted Security Type Code

In-House Asset False

---

**Code and Description** **MAQ0842AU - Charter Hall Direct Office Fund - Wholesale A**

Holding Reference Type

Holding Reference

Security Issue Code MAQ0842AU

Market Type Code MF

Unlisted Security Type Code

In-House Asset False

---

**Code and Description** **MAQ0854AU - Charter Hall Direct Industrial Fund No.4**

---

## ALVIVAL SUPER FUND

### Fund Details Report

---

Holding Reference Type	
Holding Reference	
Security Issue Code	MAQ0854AU
Market Type Code	MF
Unlisted Security Type Code	
In-House Asset	False
<b>Code and Description</b>	<b>MSCF - Mason Stevens Credit Fund</b>
Holding Reference Type	
Holding Reference	
Security Issue Code	MSCF
Market Type Code	UN
Unlisted Security Type Code	UnlistedTrust
In-House Asset	False
<b>Code and Description</b>	<b>TAM - Tanami Gold NL</b>
Holding Reference Type	
Holding Reference	
Security Issue Code	TAM
Market Type Code	LM
Unlisted Security Type Code	
In-House Asset	False
<b>Code and Description</b>	<b>VAH - Virgin Australia Holdings Limited</b>
Holding Reference Type	
Holding Reference	
Security Issue Code	VAH
Market Type Code	LM
Unlisted Security Type Code	
In-House Asset	False
<b>Code and Description</b>	<b>WDE - Wealth Defender Equities Limited</b>
Holding Reference Type	
Holding Reference	
Security Issue Code	WDE
Market Type Code	LM
Unlisted Security Type Code	
In-House Asset	False

---

### Custom Holding Accounts

<b>Code and Description</b>	<b>DWL1 - DWL Managed Discretionary Account</b>
Holding Reference Type	
Holding Reference	
Unrealised Tax Provision %	
Unrealised Tax Provision Default?	
In-House Asset	False
GL Investment Classification	OtherAssets
Tax Return Classification	AustDirectOther
Capital Gain Classification	NonCGTAsset
Market Type	NI

---

---

**ALVIVAL SUPER FUND**  
**Fund Details Report**

---

**Member Details**

**Member Number** 1  
Title MR  
First Name Alan  
Middle Names Vivian  
Family Name Parry  
Gender Male  
Date of Birth 4 February 1950  
Date of Death  
Preferred Salutation  
Preferred Name

**Contact Details**

Preferred Voice Contact  
Preferred Written Contact  
Home Phone  
Work Phone  
Mobile  
Fax  
Direct  
Email

Use Physical Address for Mailing False

**Physical Address**

Line 1 33/36 Osborne Road  
Line 2  
Line 3  
Suburb MANLY  
State NSW  
Postcode 2095  
Validate Address False

**Mailing Address**

Addressee  
Line 1 Suite 201  
Line 2 30 Fisher Road  
Line 3  
Suburb DEE WHY  
State NSW  
Postcode 2099  
Validate Address False

**Member Details**

Join Fund Date 16 May 2012  
Leave Fund Date  
ESP Start Date 16 May 2012  
Australian Resident True  
TFN 441118516  
Claim Tax Free Threshold True  
Death Sum Insured 0.00  
TPD Sum Insured 0.00  
Salary Continuance Sum Insured 0.00

**Pension Accounts**

---

## ALVIVAL SUPER FUND

### Fund Details Report

---

**Pension Account Name** AL\_ABP\_3  
Pension Type AccountBased  
Start Date 1 June 2018  
Crystallisation Date

**Pension Accounts**

**Pension Account Name** AL\_ABP\_2  
Pension Type AccountBased  
Start Date 20 December 2017  
Crystallisation Date

**Pension Accounts**

**Pension Account Name** AL\_ABP\_1  
Pension Type AccountBased  
Start Date 1 July 2013  
Crystallisation Date 1 July 2013

---



---

**ALVIVAL SUPER FUND**  
**Fund Details Report**

---

# ALVIVAL SUPER FUND

Trial Balance as at 30 June 2018

Prior Year		Description	Current Year	
Debits	Credits		Debits	Credits
<b>INCOME</b>				
-	-	Contributions - Member	-	11,400.00
-	71,142.51	Realised Capital Gains	-	-
16,817.37	-	Increase in Market Value	-	55,150.06
-	58,882.60	Distributions	-	65,595.66
-	1,814.70	Dividends	-	2,088.36
-	594.73	Interest	-	490.12
<b>EXPENSE</b>				
35,500.00	-	Pensions Paid	40,000.00	-
583.00	-	Accountancy Fee	583.00	-
-	-	Adviser Fee	2,419.36	-
220.00	-	Auditor Fee	220.00	-
-	-	General Expenses	1,221.64	-
47.00	-	Regulatory Fees	48.00	-
259.00	-	SMSF Supervisory Levy	259.00	-
<b>INCOME TAX</b>				
<b>PROFIT &amp; LOSS CLEARING ACCOUNT</b>				
79,008.17	-	Profit & Loss Clearing Account	89,973.20	-
<b>ASSETS</b>				
705,095.72	-	Managed Investments	802,495.14	-
74,048.10	-	Other Assets	85,629.07	-
38,911.65	-	Shares in Listed Companies	35,238.60	-
29,684.06	-	Cash At Bank	12,572.91	-

# ALVIVAL SUPER FUND

Trial Balance as at 30 June 2018

Prior Year		Description	Current Year	
Debits	Credits		Debits	Credits
10,806.46	-	Receivables	13,493.75	-
1,097.53	-	Current Tax Assets	1,408.89	-
		<b>LIABILITIES</b>		
-	-	Other Creditors and Accruals	-	1,221.64
		<b>MEMBER ENTITLEMENTS</b>		
-	859,643.52	Mr Alan Parry	-	949,616.72
<u>992,078.06</u>	<u>992,078.06</u>		<u>1,085,562.56</u>	<u>1,085,562.56</u>

**ALVIVAL SUPER FUND**  
**General Ledger Audit Trail**  
**For the period from 1 July 2017 to 30 June 2018**

Processed Date & User	Date	Description	State	Amount
-----------------------	------	-------------	-------	--------

**Income**

**Investment Gains · Increase in Market Value · Managed Investments · Charter Hall Direct Industrial Fund No. 2 Wholesal**

11/04/2019	pasandi@armstrongadvisory.com.au	19/12/2017	Market Value Adjustment	Accounted	5,232.13	Dr
11/04/2019	pasandi@armstrongadvisory.com.au	31/05/2018	Market Value Adjustment	Accounted	4,542.33	Cr
29/04/2019	pasandi@armstrongadvisory.com.au	30/06/2018	Market Value Adjustment	Accounted	286.34	Dr

**Investment Gains · Increase in Market Value · Managed Investments · Charter Hall Direct Industrial Fund No.4**

11/04/2019	pasandi@armstrongadvisory.com.au	19/12/2017	Market Value Adjustment	Accounted	1,959.01	Cr
11/04/2019	pasandi@armstrongadvisory.com.au	31/05/2018	Market Value Adjustment	Accounted	3,042.40	Cr
29/04/2019	pasandi@armstrongadvisory.com.au	30/06/2018	Market Value Adjustment	Accounted	1,884.81	Cr

**Investment Gains · Increase in Market Value · Managed Investments · Charter Hall Direct Office Fund - Wholesale A**

11/04/2019	pasandi@armstrongadvisory.com.au	19/12/2017	Market Value Adjustment	Accounted	13,271.02	Cr
11/04/2019	pasandi@armstrongadvisory.com.au	31/05/2018	Market Value Adjustment	Accounted	17,473.24	Cr
29/04/2019	pasandi@armstrongadvisory.com.au	30/06/2018	Market Value Adjustment	Accounted	10,745.08	Cr

**Investment Gains · Increase in Market Value · Other Assets · DWL Managed Discretionary Account**

29/04/2019	pasandi@armstrongadvisory.com.au	30/06/2018	Market Value Adjustment	Accounted	11,580.97	Cr
------------	----------------------------------	------------	-------------------------	-----------	-----------	----

**Investment Gains · Increase in Market Value · Shares in Listed Companies · Bionomics Limited**

11/04/2019	pasandi@armstrongadvisory.com.au	19/12/2017	Market Value Adjustment	Accounted	50.00	Dr
11/04/2019	pasandi@armstrongadvisory.com.au	31/05/2018	Market Value Adjustment	Accounted	975.00	Cr
29/04/2019	pasandi@armstrongadvisory.com.au	30/06/2018	Market Value Adjustment	Accounted	275.00	Dr

**Investment Gains · Increase in Market Value · Shares in Listed Companies · Fortescue Metals Group Ltd**

11/04/2019	pasandi@armstrongadvisory.com.au	19/12/2017	Market Value Adjustment	Accounted	960.00	Dr
11/04/2019	pasandi@armstrongadvisory.com.au	31/05/2018	Market Value Adjustment	Accounted	630.00	Dr
29/04/2019	pasandi@armstrongadvisory.com.au	30/06/2018	Market Value Adjustment	Accounted	900.00	Dr

**Investment Gains · Increase in Market Value · Shares in Listed Companies · Invocare Limited**

11/04/2019	pasandi@armstrongadvisory.com.au	19/12/2017	Market Value Adjustment	Accounted	780.00	Cr
11/04/2019	pasandi@armstrongadvisory.com.au	31/05/2018	Market Value Adjustment	Accounted	1,530.00	Dr
29/04/2019	pasandi@armstrongadvisory.com.au	30/06/2018	Market Value Adjustment	Accounted	270.00	Cr

**Investment Gains · Increase in Market Value · Shares in Listed Companies · Tanami Gold NL**

11/04/2019	pasandi@armstrongadvisory.com.au	19/12/2017	Market Value Adjustment	Accounted	1,601.50	Dr
11/04/2019	pasandi@armstrongadvisory.com.au	31/05/2018	Market Value Adjustment	Accounted	480.45	Dr
29/04/2019	pasandi@armstrongadvisory.com.au	30/06/2018	Market Value Adjustment	Accounted	320.30	Dr

**Investment Gains · Increase in Market Value · Shares in Listed Companies · Virgin Australia Holdings Limited**

**ALVIVAL SUPER FUND**  
**General Ledger Audit Trail**  
**For the period from 1 July 2017 to 30 June 2018**

Processed Date & User	Date	Description	State	Amount
-----------------------	------	-------------	-------	--------

**Income**

**Investment Gains · Increase in Market Value · Shares in Listed Companies · Virgin Australia Holdings Limited**

11/04/2019	pasandi@armstrongadvisory.com.au	19/12/2017	Market Value Adjustment	Accounted	1,100.00	Cr
11/04/2019	pasandi@armstrongadvisory.com.au	31/05/2018	Market Value Adjustment	Accounted	400.00	Dr
29/04/2019	pasandi@armstrongadvisory.com.au	30/06/2018	Market Value Adjustment	Accounted	100.00	Dr

**Investment Gains · Increase in Market Value · Shares in Listed Companies · Wealth Defender Equities Limited**

11/04/2019	pasandi@armstrongadvisory.com.au	19/12/2017	Market Value Adjustment	Accounted	498.96	Cr
11/04/2019	pasandi@armstrongadvisory.com.au	31/05/2018	Market Value Adjustment	Accounted	260.96	Dr
29/04/2019	pasandi@armstrongadvisory.com.au	30/06/2018	Market Value Adjustment	Accounted	53.92	Cr

**Investment Income · Distributions · Managed Investments · Charter Hall Direct Industrial Fund No. 2 Wholesale**

11/04/2019	pasandi@armstrongadvisory.com.au	20/07/2017	DIF2 SPECIALDIST	Accounted	7,809.15	Cr
11/04/2019	Transaction Rules - Modified by pasandi@armstrongadvisory.com.au	16/10/2017	CHDIF2 DIST	Accounted	2,847.09	Cr
11/04/2019	Transaction Rules - Modified by pasandi@armstrongadvisory.com.au	15/01/2018	CHDIF2 DIST	Accounted	2,847.09	Cr
11/04/2019	Transaction Rules - Modified by pasandi@armstrongadvisory.com.au	16/04/2018	CHDIF2 DIST	Accounted	2,847.09	Cr
11/04/2019	Income Announcement	30/06/2018	MAQ0816AU Distribution - Cash	Accounted	2,847.09	Cr

**Investment Income · Distributions · Managed Investments · Charter Hall Direct Industrial Fund No.4**

11/04/2019	Transaction Rules - Modified by pasandi@armstrongadvisory.com.au	16/10/2017	CHDIF4 DIST	Accounted	2,411.66	Cr
11/04/2019	Transaction Rules - Modified by pasandi@armstrongadvisory.com.au	15/01/2018	CHDIF4 DIST	Accounted	2,411.66	Cr
11/04/2019	Transaction Rules - Modified by pasandi@armstrongadvisory.com.au	16/04/2018	CHDIF4 DIST	Accounted	2,411.66	Cr
11/04/2019	Income Announcement	30/06/2018	MAQ0854AU Distribution - Cash	Accounted	2,411.66	Cr

**Investment Income · Distributions · Managed Investments · Charter Hall Direct Office Fund - Wholesale A**

11/04/2019	Transaction Rules - Modified by pasandi@armstrongadvisory.com.au	16/10/2017	CHDOF WHL A DIST	Accounted	6,172.57	Cr
11/04/2019	Transaction Rules - Modified by pasandi@armstrongadvisory.com.au	15/01/2018	CHDOF WHL A DIST	Accounted	6,910.02	Cr
11/04/2019	Transaction Rules - Modified by pasandi@armstrongadvisory.com.au	16/04/2018	CHDOF WHL A DIST	Accounted	6,910.02	Cr

**ALVIVAL SUPER FUND**  
**General Ledger Audit Trail**  
**For the period from 1 July 2017 to 30 June 2018**

Processed Date & User	Date	Description	State	Amount
-----------------------	------	-------------	-------	--------

**Income**

**Investment Income · Distributions · Managed Investments · Charter Hall Direct Office Fund - Wholesale A**

11/04/2019	Income Announcement - Modified by pasandi@armstrongadvisory .com.au	30/06/2018	MAQ0842AU Distribution - Cash	Accounted	6,910.02	Cr
------------	--	------------	-------------------------------	-----------	----------	----

**Investment Income · Distributions · Other Assets · DWL Managed Discretionary Account**

11/04/2019	pasandi@armstrongadvisory .com.au	2/08/2017	DWL distribution Jun 17	Accounted	5,196.49	Cr
11/04/2019	Transaction Rules	24/10/2017	WBC - RTGS	Accounted	844.67	Cr
11/04/2019	Transaction Rules	16/01/2018	WBC - RTGS	Accounted	314.54	Cr
11/04/2019	Transaction Rules	17/04/2018	WBC - RTGS	Accounted	1,380.39	Cr
18/04/2019	pasandi@armstrongadvisory .com.au	30/06/2018	Distribution - Tax Statement	Accounted	787.81	Cr
18/04/2019	pasandi@armstrongadvisory .com.au	30/06/2018	Gross up distribution for deductible adviser fees	Accounted	1,221.64	Cr
18/04/2019	pasandi@armstrongadvisory .com.au	30/06/2018	Jun 18 distbn	Accounted	103.34	Cr

**Investment Income · Dividends · Shares in Listed Companies · Fortescue Metals Group Ltd**

11/04/2019	Transaction Rules	3/10/2017	FMG FINAL DIV	Accounted	1,071.43	Cr
11/04/2019	Transaction Rules	5/04/2018	FMG INTERIM DIV	Accounted	471.43	Cr

**Investment Income · Dividends · Shares in Listed Companies · Invocare Limited**

11/04/2019	Income Announcement	6/10/2017	IVC 18.5C FRANKED @ 30%; DRP NIL DISCOUNT	Accounted	132.14	Cr
11/04/2019	Transaction Rules	6/04/2018	IVC FNL DIV	Accounted	196.43	Cr

**Investment Income · Dividends · Shares in Listed Companies · Wealth Defender Equities Limited**

11/04/2019	pasandi@armstrongadvisory .com.au	29/09/2017	WDE 1C FRANKED @ 27.5%; DRP	Accounted	71.72	Cr
11/04/2019	pasandi@armstrongadvisory .com.au	20/04/2018	WDE 2C FRANKED @ 27.5%; DRP	Accounted	145.21	Cr

**Investment Income · Interest · Cash At Bank · Cash at Bank - 2266644**

11/04/2019	Transaction Rules	31/07/2017	INTEREST	Accounted	0.02	Cr
11/04/2019	Transaction Rules	31/08/2017	INTEREST	Accounted	0.02	Cr
11/04/2019	Transaction Rules	30/09/2017	INTEREST	Accounted	0.02	Cr
11/04/2019	Transaction Rules	31/10/2017	INTEREST	Accounted	0.02	Cr
11/04/2019	Transaction Rules	30/11/2017	INTEREST	Accounted	0.02	Cr
11/04/2019	Transaction Rules	31/12/2017	INTEREST	Accounted	0.74	Cr
11/04/2019	Transaction Rules	31/01/2018	INTEREST	Accounted	0.03	Cr
11/04/2019	Transaction Rules	28/02/2018	INTEREST	Accounted	0.02	Cr

**Investment Income · Interest · Cash At Bank · Cash at Bank - 2266645**

11/04/2019	Transaction Rules	31/07/2017	INTEREST	Accounted	21.31	Cr
11/04/2019	Transaction Rules	31/08/2017	INTEREST	Accounted	36.19	Cr
11/04/2019	Transaction Rules	30/09/2017	INTEREST	Accounted	29.51	Cr
11/04/2019	Transaction Rules	31/10/2017	INTEREST	Accounted	40.04	Cr
11/04/2019	Transaction Rules	30/11/2017	INTEREST	Accounted	41.67	Cr
11/04/2019	Transaction Rules	31/12/2017	INTEREST	Accounted	25.75	Cr
11/04/2019	Transaction Rules	31/01/2018	INTEREST	Accounted	8.78	Cr
11/04/2019	Transaction Rules	28/02/2018	INTEREST	Accounted	4.97	Cr
11/04/2019	Transaction Rules	31/03/2018	INTEREST	Accounted	5.50	Cr
11/04/2019	Transaction Rules	30/04/2018	INTEREST	Accounted	12.67	Cr
11/04/2019	Transaction Rules	31/05/2018	INTEREST	Accounted	17.70	Cr
11/04/2019	Transaction Rules	30/06/2018	INTEREST	Accounted	15.91	Cr

**ALVIVAL SUPER FUND**  
**General Ledger Audit Trail**  
**For the period from 1 July 2017 to 30 June 2018**

Processed Date & User	Date	Description	State	Amount
-----------------------	------	-------------	-------	--------

## Income

### Investment Income · Interest · Cash At Bank · Cash at Bank - 2288829

11/04/2019	Transaction Rules	31/07/2017	INTEREST	Accounted	42.14	Cr
11/04/2019	Transaction Rules	31/08/2017	INTEREST	Accounted	42.22	Cr
11/04/2019	Transaction Rules	30/09/2017	INTEREST	Accounted	40.94	Cr
11/04/2019	Transaction Rules	31/10/2017	INTEREST	Accounted	42.40	Cr
11/04/2019	Transaction Rules	30/11/2017	INTEREST	Accounted	41.10	Cr
11/04/2019	Transaction Rules	31/12/2017	INTEREST	Accounted	19.55	Cr
11/04/2019	Transaction Rules	31/01/2018	INTEREST	Accounted	0.15	Cr
11/04/2019	Transaction Rules	28/02/2018	INTEREST	Accounted	0.14	Cr
11/04/2019	Transaction Rules	31/03/2018	INTEREST	Accounted	0.15	Cr
11/04/2019	Transaction Rules	30/04/2018	INTEREST	Accounted	0.14	Cr
11/04/2019	Transaction Rules	31/05/2018	INTEREST	Accounted	0.15	Cr
11/04/2019	Transaction Rules	30/06/2018	INTEREST	Accounted	0.15	Cr

### Member Receipts · Contributions · Member · Personal Non-Concessional · Mr Alan Parry

11/04/2019	pasandi@armstrongadvisory.com.au	20/12/2017	TFR FROM ALAN P ZERO ACC	Accounted	10,000.00	Cr
11/04/2019	pasandi@armstrongadvisory.com.au	20/12/2017	TFR FROM AVP QSAVER	Accounted	1,400.00	Cr

## Expenses

### Member Payments · Pensions Paid · Mr Alan Parry · AL\_ABP\_1

11/04/2019	Transaction Rules	28/07/2017	Pension Drawdown - Gross	Accounted	8,000.00	Dr
11/04/2019	Transaction Rules	2/09/2017	Pension Drawdown - Gross	Accounted	4,000.00	Dr
11/04/2019	Transaction Rules	8/11/2017	Pension Drawdown - Gross	Accounted	5,000.00	Dr
11/04/2019	Transaction Rules	19/12/2017	Pension Drawdown - Gross	Accounted	10,000.00	Dr
11/04/2019	Transaction Rules	30/01/2018	Pension Drawdown - Gross	Accounted	8,000.00	Dr
11/04/2019	pasandi@armstrongadvisory.com.au	21/04/2018	Pension Drawdown - Gross	Accounted	4,700.00	Dr

### Member Payments · Pensions Paid · Mr Alan Parry · AL\_ABP\_2

11/04/2019	pasandi@armstrongadvisory.com.au	21/04/2018	Pension Drawdown - Gross	Accounted	300.00	Dr
------------	----------------------------------	------------	--------------------------	-----------	--------	----

### Other Expenses · Accountancy Fee

11/04/2019	pasandi@armstrongadvisory.com.au	5/06/2018	AA - ACCOUNTING FEES	Accounted	583.00	Dr
------------	----------------------------------	-----------	----------------------	-----------	--------	----

### Other Expenses · Adviser Fee

11/04/2019	pasandi@armstrongadvisory.com.au	29/06/2018	Adviser Fee CHDIF 4	Accounted	545.61	Dr
11/04/2019	pasandi@armstrongadvisory.com.au	29/06/2018	Adviser Fee CHDIF2	Accounted	506.25	Dr
11/04/2019	pasandi@armstrongadvisory.com.au	29/06/2018	Adviser Fee CHDIOF WA	Accounted	1,367.50	Dr

### Other Expenses · Auditor Fee

11/04/2019	pasandi@armstrongadvisory.com.au	5/06/2018	AA - ACCOUNTING FEES	Accounted	220.00	Dr
------------	----------------------------------	-----------	----------------------	-----------	--------	----

### Other Expenses · General Expenses · Other Assets · DWL Managed Discretionary Account

18/04/2019	pasandi@armstrongadvisory.com.au	30/06/2018	DWL admin & account keeping fees FY	Accounted	1,221.64	Dr
------------	----------------------------------	------------	-------------------------------------	-----------	----------	----

### Other Expenses · Regulatory Fees

**ALVIVAL SUPER FUND**  
**General Ledger Audit Trail**  
For the period from 1 July 2017 to 30 June 2018

Processed Date & User	Date	Description	State	Amount
-----------------------	------	-------------	-------	--------

## Expenses

### Other Expenses · Regulatory Fees

11/04/2019	pasandi@armstrongadvisory.com.au	24/05/2018	BPAY ASIC FEES	Accounted	48.00	Dr
------------	----------------------------------	------------	----------------	-----------	-------	----

### Other Expenses · SMSF Supervisory Levy

11/04/2019	pasandi@armstrongadvisory.com.au	29/06/2018	CHQS MEMBER CHEQUING #1	Accounted	259.00	Dr
------------	----------------------------------	------------	-------------------------	-----------	--------	----

## Income Tax

## Assets

### Investments · Managed Investments · Charter Hall Direct Industrial Fund No. 2 Wholesale

11/04/2019	pasandi@armstrongadvisory.com.au	19/12/2017	Market Value Adjustment	Accounted	5,232.13	Cr
11/04/2019	pasandi@armstrongadvisory.com.au	31/05/2018	Market Value Adjustment	Accounted	4,542.33	Dr
29/04/2019	pasandi@armstrongadvisory.com.au	30/06/2018	Market Value Adjustment	Accounted	286.34	Cr

### Investments · Managed Investments · Charter Hall Direct Industrial Fund No.4

11/04/2019	pasandi@armstrongadvisory.com.au	19/12/2017	Market Value Adjustment	Accounted	1,959.01	Dr
11/04/2019	pasandi@armstrongadvisory.com.au	31/05/2018	Market Value Adjustment	Accounted	3,042.40	Dr
29/04/2019	pasandi@armstrongadvisory.com.au	30/06/2018	Market Value Adjustment	Accounted	1,884.81	Dr

### Investments · Managed Investments · Charter Hall Direct Office Fund - Wholesale A

11/04/2019	pasandi@armstrongadvisory.com.au	19/12/2017	Market Value Adjustment	Accounted	13,271.02	Dr
11/04/2019	pasandi@armstrongadvisory.com.au	21/12/2017	CHQ # 14 INVESTMENT CHARTER HALL DOF	Accounted	50,000.00	Dr
11/04/2019	pasandi@armstrongadvisory.com.au	31/05/2018	Market Value Adjustment	Accounted	17,473.24	Dr
29/04/2019	pasandi@armstrongadvisory.com.au	30/06/2018	Market Value Adjustment	Accounted	10,745.08	Dr

### Investments · Other Assets · DWL Managed Discretionary Account

29/04/2019	pasandi@armstrongadvisory.com.au	30/06/2018	Market Value Adjustment	Accounted	11,580.97	Dr
------------	----------------------------------	------------	-------------------------	-----------	-----------	----

### Investments · Shares in Listed Companies · Bionomics Limited

11/04/2019	pasandi@armstrongadvisory.com.au	19/12/2017	Market Value Adjustment	Accounted	50.00	Cr
11/04/2019	pasandi@armstrongadvisory.com.au	31/05/2018	Market Value Adjustment	Accounted	975.00	Dr
29/04/2019	pasandi@armstrongadvisory.com.au	30/06/2018	Market Value Adjustment	Accounted	275.00	Cr

### Investments · Shares in Listed Companies · Fortescue Metals Group Ltd

11/04/2019	pasandi@armstrongadvisory.com.au	19/12/2017	Market Value Adjustment	Accounted	960.00	Cr
11/04/2019	pasandi@armstrongadvisory.com.au	31/05/2018	Market Value Adjustment	Accounted	630.00	Cr
29/04/2019	pasandi@armstrongadvisory.com.au	30/06/2018	Market Value Adjustment	Accounted	900.00	Cr



**ALVIVAL SUPER FUND**  
**General Ledger Audit Trail**  
**For the period from 1 July 2017 to 30 June 2018**

Processed Date & User	Date	Description	State	Amount
-----------------------	------	-------------	-------	--------

## Assets

### Investments · Shares in Listed Companies · Invocare Limited

11/04/2019	pasandi@armstrongadvisory.com.au	19/12/2017	Market Value Adjustment	Accounted	780.00	Dr
11/04/2019	pasandi@armstrongadvisory.com.au	31/05/2018	Market Value Adjustment	Accounted	1,530.00	Cr
29/04/2019	pasandi@armstrongadvisory.com.au	30/06/2018	Market Value Adjustment	Accounted	270.00	Dr

### Investments · Shares in Listed Companies · Tanami Gold NL

11/04/2019	pasandi@armstrongadvisory.com.au	19/12/2017	Market Value Adjustment	Accounted	1,601.50	Cr
11/04/2019	pasandi@armstrongadvisory.com.au	31/05/2018	Market Value Adjustment	Accounted	480.45	Cr
29/04/2019	pasandi@armstrongadvisory.com.au	30/06/2018	Market Value Adjustment	Accounted	320.30	Cr

### Investments · Shares in Listed Companies · Virgin Australia Holdings Limited

11/04/2019	pasandi@armstrongadvisory.com.au	19/12/2017	Market Value Adjustment	Accounted	1,100.00	Dr
11/04/2019	pasandi@armstrongadvisory.com.au	31/05/2018	Market Value Adjustment	Accounted	400.00	Cr
29/04/2019	pasandi@armstrongadvisory.com.au	30/06/2018	Market Value Adjustment	Accounted	100.00	Cr

### Investments · Shares in Listed Companies · Wealth Defender Equities Limited

11/04/2019	pasandi@armstrongadvisory.com.au	29/09/2017	WDE 1C FRANKED @ 27.5%; DRP	Accounted	52.00	Dr
11/04/2019	pasandi@armstrongadvisory.com.au	19/12/2017	Market Value Adjustment	Accounted	498.96	Dr
11/04/2019	pasandi@armstrongadvisory.com.au	20/04/2018	WDE 2C FRANKED @ 27.5%; DRP	Accounted	105.28	Dr
11/04/2019	pasandi@armstrongadvisory.com.au	31/05/2018	Market Value Adjustment	Accounted	260.96	Cr
29/04/2019	pasandi@armstrongadvisory.com.au	30/06/2018	Market Value Adjustment	Accounted	53.92	Dr

### Other Assets · Cash At Bank · Cash at Bank - 2266644

11/04/2019	pasandi@armstrongadvisory.com.au	31/07/2017	INTEREST	Accounted	0.02	Dr
11/04/2019	pasandi@armstrongadvisory.com.au	31/08/2017	INTEREST	Accounted	0.02	Dr
11/04/2019	pasandi@armstrongadvisory.com.au	30/09/2017	INTEREST	Accounted	0.02	Dr
11/04/2019	pasandi@armstrongadvisory.com.au	31/10/2017	INTEREST	Accounted	0.02	Dr
11/04/2019	pasandi@armstrongadvisory.com.au	30/11/2017	INTEREST	Accounted	0.02	Dr
11/04/2019	pasandi@armstrongadvisory.com.au	20/12/2017	TFR FROM AVP QSAVER	Accounted	1,400.00	Dr
11/04/2019	pasandi@armstrongadvisory.com.au	20/12/2017	TFR FROM DIY SUPER ACC (Contra 1)	Accounted	10,800.00	Dr
11/04/2019	pasandi@armstrongadvisory.com.au	20/12/2017	TFR FROM ALAN P ZERO ACC	Accounted	10,000.00	Dr
11/04/2019	pasandi@armstrongadvisory.com.au	21/12/2017	TFR FROM ACC 02288829 (Contra)	Accounted	10,000.00	Dr
11/04/2019	pasandi@armstrongadvisory.com.au	21/12/2017	TFR FROM ACC 02266645 (Contra 3)	Accounted	17,840.00	Dr
11/04/2019	pasandi@armstrongadvisory.com.au	22/12/2017	CHQ # 14 INVESTMENT CHARTER HALL DOF	Accounted	50,000.00	Cr
11/04/2019	pasandi@armstrongadvisory.com.au	31/12/2017	INTEREST	Accounted	0.74	Dr

**ALVIVAL SUPER FUND**  
**General Ledger Audit Trail**  
**For the period from 1 July 2017 to 30 June 2018**

Processed Date & User	Date	Description	State	Amount
-----------------------	------	-------------	-------	--------

## Assets

### Other Assets - Cash At Bank - Cash at Bank - 2266644

11/04/2019	pasandi@armstrongadvisory.com.au	31/01/2018	INTEREST	Accounted	0.03	Dr
11/04/2019	pasandi@armstrongadvisory.com.au	28/02/2018	INTEREST	Accounted	0.02	Dr
11/04/2019	pasandi@armstrongadvisory.com.au	24/05/2018	BPAY ASIC FEES	Accounted	48.00	Cr
11/04/2019	pasandi@armstrongadvisory.com.au	5/06/2018	AA - ACCOUNTING FEES	Accounted	803.00	Cr
11/04/2019	pasandi@armstrongadvisory.com.au	5/06/2018	TFR FROM QSAVER (Contra 4)	Accounted	1,000.00	Dr
11/04/2019	pasandi@armstrongadvisory.com.au	29/06/2018	CHQS MEMBER CHEQUING #1	Accounted	838.53	Dr

### Other Assets - Cash At Bank - Cash at Bank - 2266645

11/04/2019	pasandi@armstrongadvisory.com.au	20/07/2017	DIF2 SPECIALDIST	Accounted	7,809.15	Dr
11/04/2019	pasandi@armstrongadvisory.com.au	21/07/2017	CHDIF4 DIST	Accounted	2,229.79	Dr
11/04/2019	pasandi@armstrongadvisory.com.au	21/07/2017	CHDOF WHLL A DIST	Accounted	5,979.68	Dr
11/04/2019	pasandi@armstrongadvisory.com.au	21/07/2017	CHDIF2 DIST	Accounted	2,596.99	Dr
11/04/2019	pasandi@armstrongadvisory.com.au	28/07/2017	DRAWINGS	Accounted	8,000.00	Cr
11/04/2019	pasandi@armstrongadvisory.com.au	31/07/2017	INTEREST	Accounted	21.31	Dr
11/04/2019	pasandi@armstrongadvisory.com.au	2/08/2017	WBC - RTGS	Accounted	5,196.49	Dr
11/04/2019	pasandi@armstrongadvisory.com.au	31/08/2017	INTEREST	Accounted	36.19	Dr
11/04/2019	pasandi@armstrongadvisory.com.au	2/09/2017	DRAWINGS	Accounted	4,000.00	Cr
11/04/2019	pasandi@armstrongadvisory.com.au	30/09/2017	INTEREST	Accounted	29.51	Dr
11/04/2019	pasandi@armstrongadvisory.com.au	3/10/2017	FMG FINAL DIV	Accounted	750.00	Dr
11/04/2019	pasandi@armstrongadvisory.com.au	6/10/2017	IVC INT DIV	Accounted	92.50	Dr
11/04/2019	pasandi@armstrongadvisory.com.au	16/10/2017	CHDIF4 DIST	Accounted	2,229.79	Dr
11/04/2019	pasandi@armstrongadvisory.com.au	16/10/2017	CHDOF WHL A DIST	Accounted	5,757.57	Dr
11/04/2019	pasandi@armstrongadvisory.com.au	16/10/2017	CHDIF2 DIST	Accounted	2,678.34	Dr
11/04/2019	pasandi@armstrongadvisory.com.au	24/10/2017	WBC - RTGS	Accounted	844.67	Dr
11/04/2019	pasandi@armstrongadvisory.com.au	31/10/2017	INTEREST	Accounted	40.04	Dr
11/04/2019	pasandi@armstrongadvisory.com.au	8/11/2017	DRAWINGS	Accounted	5,000.00	Cr
11/04/2019	pasandi@armstrongadvisory.com.au	30/11/2017	INTEREST	Accounted	41.67	Dr
11/04/2019	pasandi@armstrongadvisory.com.au	19/12/2017	DRAWINGS	Accounted	10,000.00	Cr
11/04/2019	pasandi@armstrongadvisory.com.au	21/12/2017	TFR TO 02266644-Contra (3)	Accounted	17,840.00	Cr
11/04/2019	pasandi@armstrongadvisory.com.au	31/12/2017	INTEREST	Accounted	25.75	Dr
11/04/2019	pasandi@armstrongadvisory.com.au	15/01/2018	CHDIF4 DIST	Accounted	2,229.79	Dr

**ALVIVAL SUPER FUND**  
**General Ledger Audit Trail**  
**For the period from 1 July 2017 to 30 June 2018**

Processed Date & User	Date	Description	State	Amount
-----------------------	------	-------------	-------	--------

## Assets

### Other Assets - Cash At Bank - Cash at Bank - 2266645

11/04/2019	pasandi@armstrongadvisory.com.au	15/01/2018	CHDOF WHL A DIST	Accounted	6,433.77	Dr
11/04/2019	pasandi@armstrongadvisory.com.au	15/01/2018	CHDIF2 DIST	Accounted	2,678.34	Dr
11/04/2019	pasandi@armstrongadvisory.com.au	16/01/2018	WBC - RTGS	Accounted	314.54	Dr
11/04/2019	pasandi@armstrongadvisory.com.au	30/01/2018	DRAWINGS	Accounted	8,000.00	Cr
11/04/2019	pasandi@armstrongadvisory.com.au	31/01/2018	INTEREST	Accounted	8.78	Dr
11/04/2019	pasandi@armstrongadvisory.com.au	28/02/2018	INTEREST	Accounted	4.97	Dr
11/04/2019	pasandi@armstrongadvisory.com.au	31/03/2018	INTEREST	Accounted	5.50	Dr
11/04/2019	pasandi@armstrongadvisory.com.au	5/04/2018	FMG INTERIM DIV	Accounted	330.00	Dr
11/04/2019	pasandi@armstrongadvisory.com.au	6/04/2018	IVC FNL DIV	Accounted	137.50	Dr
11/04/2019	pasandi@armstrongadvisory.com.au	16/04/2018	CHDOF WHL A DIST	Accounted	6,433.77	Dr
11/04/2019	pasandi@armstrongadvisory.com.au	16/04/2018	CHDIF4 DIST	Accounted	2,229.79	Dr
11/04/2019	pasandi@armstrongadvisory.com.au	16/04/2018	CHDIF2 DIST	Accounted	2,678.34	Dr
11/04/2019	pasandi@armstrongadvisory.com.au	17/04/2018	WBC - RTGS	Accounted	1,380.39	Dr
11/04/2019	pasandi@armstrongadvisory.com.au	21/04/2018	DRAWINGS	Accounted	5,000.00	Cr
11/04/2019	pasandi@armstrongadvisory.com.au	30/04/2018	INTEREST	Accounted	12.67	Dr
11/04/2019	pasandi@armstrongadvisory.com.au	31/05/2018	INTEREST	Accounted	17.70	Dr
11/04/2019	pasandi@armstrongadvisory.com.au	5/06/2018	TFR TO 0226644-Contra (4)	Accounted	1,000.00	Cr
11/04/2019	pasandi@armstrongadvisory.com.au	30/06/2018	INTEREST	Accounted	15.91	Dr

### Other Assets - Cash At Bank - Cash at Bank - 2288829

11/04/2019	pasandi@armstrongadvisory.com.au	31/07/2017	INTEREST	Accounted	42.14	Dr
11/04/2019	pasandi@armstrongadvisory.com.au	31/08/2017	INTEREST	Accounted	42.22	Dr
11/04/2019	pasandi@armstrongadvisory.com.au	30/09/2017	INTEREST	Accounted	40.94	Dr
11/04/2019	pasandi@armstrongadvisory.com.au	31/10/2017	INTEREST	Accounted	42.40	Dr
11/04/2019	pasandi@armstrongadvisory.com.au	30/11/2017	INTEREST	Accounted	41.10	Dr
11/04/2019	pasandi@armstrongadvisory.com.au	20/12/2017	TFR TO ACC 02266644 (Contra 1)	Accounted	10,800.00	Cr
11/04/2019	pasandi@armstrongadvisory.com.au	21/12/2017	TFR TO ACC 02266644 (Contra 2)	Accounted	10,000.00	Cr
11/04/2019	pasandi@armstrongadvisory.com.au	31/12/2017	INTEREST	Accounted	19.55	Dr
11/04/2019	pasandi@armstrongadvisory.com.au	31/01/2018	INTEREST	Accounted	0.15	Dr
11/04/2019	pasandi@armstrongadvisory.com.au	28/02/2018	INTEREST	Accounted	0.14	Dr
11/04/2019	pasandi@armstrongadvisory.com.au	31/03/2018	INTEREST	Accounted	0.15	Dr

**ALVIVAL SUPER FUND**  
**General Ledger Audit Trail**  
**For the period from 1 July 2017 to 30 June 2018**

Processed Date & User	Date	Description	State	Amount
-----------------------	------	-------------	-------	--------

## Assets

### Other Assets · Cash At Bank · Cash at Bank - 2288829

11/04/2019	pasandi@armstrongadvisory.com.au	30/04/2018	INTEREST	Accounted	0.14	Dr
11/04/2019	pasandi@armstrongadvisory.com.au	31/05/2018	INTEREST	Accounted	0.15	Dr
11/04/2019	pasandi@armstrongadvisory.com.au	30/06/2018	INTEREST	Accounted	0.15	Dr

### Other Assets · Current Tax Assets · Franking Credits · Other Assets · DWL Managed Discretionary Account

30/05/2018	pasandi@armstrongadvisory.com.au	1/07/2017	Fund Tax Finalisation	Accounted	556.61	Cr
18/04/2019	pasandi@armstrongadvisory.com.au	30/06/2018	Distribution - Tax Statement	Accounted	787.81	Dr

### Other Assets · Current Tax Assets · Franking Credits · Shares in Listed Companies · Fortescue Metals Group Ltd

30/05/2018	pasandi@armstrongadvisory.com.au	1/07/2017	Fund Tax Finalisation	Accounted	411.43	Cr
11/04/2019	Transaction Rules	3/10/2017	FMG FINAL DIV	Accounted	321.43	Dr
11/04/2019	Transaction Rules	5/04/2018	FMG INTERIM DIV	Accounted	141.43	Dr

### Other Assets · Current Tax Assets · Franking Credits · Shares in Listed Companies · Invocare Limited

30/05/2018	pasandi@armstrongadvisory.com.au	1/07/2017	Fund Tax Finalisation	Accounted	91.07	Cr
11/04/2019	Income Announcement	6/10/2017	IVC 18.5C FRANKED @ 30%; DRP NIL DISCOUNT	Accounted	39.64	Dr
11/04/2019	Transaction Rules	6/04/2018	IVC FNL DIV	Accounted	58.93	Dr

### Other Assets · Current Tax Assets · Franking Credits · Shares in Listed Companies · Wealth Defender Equities Limited

30/05/2018	pasandi@armstrongadvisory.com.au	1/07/2017	Fund Tax Finalisation	Accounted	38.42	Cr
11/04/2019	pasandi@armstrongadvisory.com.au	29/09/2017	WDE 1C FRANKED @ 27.5%; DRP	Accounted	19.72	Dr
11/04/2019	pasandi@armstrongadvisory.com.au	20/04/2018	WDE 2C FRANKED @ 27.5%; DRP	Accounted	39.93	Dr

### Other Assets · Current Tax Assets · Income Tax Payable

30/05/2018	pasandi@armstrongadvisory.com.au	1/07/2017	Fund Tax Finalisation	Accounted	1,097.53	Dr
11/04/2019	pasandi@armstrongadvisory.com.au	29/06/2018	CHQS MEMBER CHEQUING #1	Accounted	1,097.53	Cr

### Other Assets · Receivables · Investment Income Receivable · Distributions · Managed Investments · Charter Hall Direct I

11/04/2019	pasandi@armstrongadvisory.com.au	20/07/2017	DIF2 SPECIALDIST	Accounted	7,809.15	Dr
11/04/2019	Evidence Match	20/07/2017	DIF2 SPECIALDIST	Accounted	7,809.15	Cr
11/04/2019	Evidence Match	21/07/2017	Investment Income	Accounted	2,596.99	Cr
11/04/2019	Transaction Rules - Modified by pasandi@armstrongadvisory.com.au	16/10/2017	CHDIF2 DIST	Accounted	2,847.09	Dr
11/04/2019	Evidence Match	16/10/2017	CHDIF2 DIST	Accounted	2,678.34	Cr
11/04/2019	Transaction Rules - Modified by pasandi@armstrongadvisory.com.au	15/01/2018	CHDIF2 DIST	Accounted	2,847.09	Dr
11/04/2019	Evidence Match	15/01/2018	CHDIF2 DIST	Accounted	2,678.34	Cr
11/04/2019	Transaction Rules - Modified by pasandi@armstrongadvisory.com.au	16/04/2018	CHDIF2 DIST	Accounted	2,847.09	Dr
11/04/2019	Evidence Match	16/04/2018	CHDIF2 DIST	Accounted	2,678.34	Cr

**ALVIVAL SUPER FUND**  
**General Ledger Audit Trail**  
For the period from 1 July 2017 to 30 June 2018

Processed Date & User	Date	Description	State	Amount
-----------------------	------	-------------	-------	--------

## Assets

### Other Assets · Receivables · Investment Income Receivable · Distributions · Managed Investments · Charter Hall Direct I

11/04/2019	Evidence Match	29/06/2018	CHDIF2 DIST	Accounted	168.75	Cr
11/04/2019	Evidence Match	29/06/2018	CHDIF2 DIST	Accounted	168.75	Cr
11/04/2019	Evidence Match	29/06/2018	CHDIF2 DIST	Accounted	168.75	Cr
11/04/2019	Income Announcement	30/06/2018	MAQ0816AU Distribution - Cash	Accounted	2,847.09	Dr

### Other Assets · Receivables · Investment Income Receivable · Distributions · Managed Investments · Charter Hall Direct I

11/04/2019	Evidence Match	21/07/2017	Investment Income	Accounted	2,229.79	Cr
11/04/2019	Transaction Rules - Modified by pasandi@armstrongadvisory.com.au	16/10/2017	CHDIF4 DIST	Accounted	2,411.66	Dr
11/04/2019	Evidence Match	16/10/2017	CHDIF4 DIST	Accounted	2,229.79	Cr
11/04/2019	Transaction Rules - Modified by pasandi@armstrongadvisory.com.au	15/01/2018	CHDIF4 DIST	Accounted	2,411.66	Dr
11/04/2019	Evidence Match	15/01/2018	CHDIF4 DIST	Accounted	2,229.79	Cr
11/04/2019	Transaction Rules - Modified by pasandi@armstrongadvisory.com.au	16/04/2018	CHDIF4 DIST	Accounted	2,411.66	Dr
11/04/2019	Evidence Match	16/04/2018	CHDIF4 DIST	Accounted	2,229.79	Cr
11/04/2019	Evidence Match	29/06/2018	CHDIF4 DIST	Accounted	181.87	Cr
11/04/2019	Evidence Match	29/06/2018	CHDIF4 DIST	Accounted	181.87	Cr
11/04/2019	Evidence Match	29/06/2018	CHDIF4 DIST	Accounted	181.87	Cr
11/04/2019	Income Announcement	30/06/2018	MAQ0854AU Distribution - Cash	Accounted	2,411.66	Dr

### Other Assets · Receivables · Investment Income Receivable · Distributions · Managed Investments · Charter Hall Direct I

11/04/2019	Evidence Match	21/07/2017	Investment Income	Accounted	5,979.68	Cr
11/04/2019	Transaction Rules - Modified by pasandi@armstrongadvisory.com.au	16/10/2017	CHDOF WHL A DIST	Accounted	6,172.57	Dr
11/04/2019	Evidence Match	16/10/2017	CHDOF WHL A DIST	Accounted	5,757.57	Cr
11/04/2019	Transaction Rules - Modified by pasandi@armstrongadvisory.com.au	15/01/2018	CHDOF WHL A DIST	Accounted	6,910.02	Dr
11/04/2019	Evidence Match	15/01/2018	CHDOF WHL A DIST	Accounted	6,433.77	Cr
11/04/2019	Transaction Rules - Modified by pasandi@armstrongadvisory.com.au	16/04/2018	CHDOF WHL A DIST	Accounted	6,910.02	Dr
11/04/2019	Evidence Match	16/04/2018	CHDOF WHL A DIST	Accounted	6,433.77	Cr
11/04/2019	Evidence Match	29/06/2018	CHDOF WHL A DIST	Accounted	476.25	Cr
11/04/2019	Evidence Match	29/06/2018	CHDOF WHL A DIST	Accounted	476.25	Cr
11/04/2019	Evidence Match	29/06/2018	CHDOF WHL A DIST	Accounted	415.00	Cr
11/04/2019	Income Announcement - Modified by pasandi@armstrongadvisory.com.au	30/06/2018	MAQ0842AU Distribution - Cash	Accounted	6,910.02	Dr

### Other Assets · Receivables · Investment Income Receivable · Distributions · Other Assets · DWL Managed Discretionary

11/04/2019	pasandi@armstrongadvisory.com.au	2/08/2017	DWL distribution Jun 17	Accounted	5,196.49	Dr
11/04/2019	Evidence Match	2/08/2017	DWL distribution Jun 17	Accounted	5,196.49	Cr

**ALVIVAL SUPER FUND**  
**General Ledger Audit Trail**  
For the period from 1 July 2017 to 30 June 2018

Processed Date & User	Date	Description	State	Amount
-----------------------	------	-------------	-------	--------

## Assets

### Other Assets · Receivables · Investment Income Receivable · Distributions · Other Assets · DWL Managed Discretionary

11/04/2019	Transaction Rules	24/10/2017	WBC - RTGS	Accounted	844.67	Dr
11/04/2019	Evidence Match	24/10/2017	WBC - RTGS	Accounted	844.67	Cr
11/04/2019	Transaction Rules	16/01/2018	WBC - RTGS	Accounted	314.54	Dr
11/04/2019	Evidence Match	16/01/2018	WBC - RTGS	Accounted	314.54	Cr
11/04/2019	Transaction Rules	17/04/2018	WBC - RTGS	Accounted	1,380.39	Dr
11/04/2019	Evidence Match	17/04/2018	WBC - RTGS	Accounted	1,380.39	Cr
18/04/2019	pasandi@armstrongadvisory.com.au	30/06/2018	Gross up distribution for deductible adviser fees	Accounted	1,221.64	Dr
18/04/2019	pasandi@armstrongadvisory.com.au	30/06/2018	Jun 18 distbn	Accounted	103.34	Dr

### Other Assets · Receivables · Investment Income Receivable · Dividends · Shares in Listed Companies · Fortescue Metal

11/04/2019	Transaction Rules	3/10/2017	FMG FINAL DIV	Accounted	750.00	Dr
11/04/2019	Evidence Match	3/10/2017	FMG FINAL DIV	Accounted	750.00	Cr
11/04/2019	Transaction Rules	5/04/2018	FMG INTERIM DIV	Accounted	330.00	Dr
11/04/2019	Evidence Match	5/04/2018	FMG INTERIM DIV	Accounted	330.00	Cr

### Other Assets · Receivables · Investment Income Receivable · Dividends · Shares in Listed Companies · Invocare Limitec

11/04/2019	Income Announcement	6/10/2017	IVC 18.5C FRANKED @ 30%; DRP NIL DISCOUNT	Accounted	92.50	Dr
11/04/2019	Evidence Match	6/10/2017	IVC 18.5C FRANKED @ 30%; DRP NIL DISCOUNT	Accounted	92.50	Cr
11/04/2019	Transaction Rules	6/04/2018	IVC FNL DIV	Accounted	137.50	Dr
11/04/2019	Evidence Match	6/04/2018	IVC FNL DIV	Accounted	137.50	Cr

### Other Assets · Receivables · Investment Income Receivable · Dividends · Shares in Listed Companies · Wealth Defender

11/04/2019	pasandi@armstrongadvisory.com.au	29/09/2017	WDE 1C FRANKED @ 27.5%; DRP	Accounted	52.00	Dr
11/04/2019	Evidence Match	29/09/2017	WDE 1C FRANKED @ 27.5%; DRP	Accounted	52.00	Cr
11/04/2019	pasandi@armstrongadvisory.com.au	20/04/2018	WDE 2C FRANKED @ 27.5%; DRP	Accounted	105.28	Dr
11/04/2019	Evidence Match	20/04/2018	WDE 2C FRANKED @ 27.5%; DRP	Accounted	105.28	Cr

### Other Assets · Receivables · Investment Income Receivable · Interest · Cash At Bank · Cash at Bank - 2266644

11/04/2019	Evidence Match	31/07/2017	INTEREST	Accounted	0.02	Cr
11/04/2019	Transaction Rules	31/07/2017	INTEREST	Accounted	0.02	Dr
11/04/2019	Evidence Match	31/08/2017	INTEREST	Accounted	0.02	Cr
11/04/2019	Transaction Rules	31/08/2017	INTEREST	Accounted	0.02	Dr
11/04/2019	Evidence Match	30/09/2017	INTEREST	Accounted	0.02	Cr
11/04/2019	Transaction Rules	30/09/2017	INTEREST	Accounted	0.02	Dr
11/04/2019	Evidence Match	31/10/2017	INTEREST	Accounted	0.02	Cr
11/04/2019	Transaction Rules	31/10/2017	INTEREST	Accounted	0.02	Dr
11/04/2019	Evidence Match	30/11/2017	INTEREST	Accounted	0.02	Cr
11/04/2019	Transaction Rules	30/11/2017	INTEREST	Accounted	0.02	Dr
11/04/2019	Evidence Match	31/12/2017	INTEREST	Accounted	0.74	Cr
11/04/2019	Transaction Rules	31/12/2017	INTEREST	Accounted	0.74	Dr
11/04/2019	Evidence Match	31/01/2018	INTEREST	Accounted	0.03	Cr
11/04/2019	Transaction Rules	31/01/2018	INTEREST	Accounted	0.03	Dr
11/04/2019	Evidence Match	28/02/2018	INTEREST	Accounted	0.02	Cr
11/04/2019	Transaction Rules	28/02/2018	INTEREST	Accounted	0.02	Dr

### Other Assets · Receivables · Investment Income Receivable · Interest · Cash At Bank · Cash at Bank - 2266645

11/04/2019	Evidence Match	31/07/2017	INTEREST	Accounted	21.31	Cr
11/04/2019	Transaction Rules	31/07/2017	INTEREST	Accounted	21.31	Dr
11/04/2019	Evidence Match	31/08/2017	INTEREST	Accounted	36.19	Cr

**ALVIVAL SUPER FUND**  
**General Ledger Audit Trail**  
**For the period from 1 July 2017 to 30 June 2018**

Processed Date & User	Date	Description	State	Amount
-----------------------	------	-------------	-------	--------

**Assets**

**Other Assets · Receivables · Investment Income Receivable · Interest · Cash At Bank · Cash at Bank - 2266645**

11/04/2019	Transaction Rules	31/08/2017	INTEREST	Accounted	36.19	Dr
11/04/2019	Evidence Match	30/09/2017	INTEREST	Accounted	29.51	Cr
11/04/2019	Transaction Rules	30/09/2017	INTEREST	Accounted	29.51	Dr
11/04/2019	Evidence Match	31/10/2017	INTEREST	Accounted	40.04	Cr
11/04/2019	Transaction Rules	31/10/2017	INTEREST	Accounted	40.04	Dr
11/04/2019	Evidence Match	30/11/2017	INTEREST	Accounted	41.67	Cr
11/04/2019	Transaction Rules	30/11/2017	INTEREST	Accounted	41.67	Dr
11/04/2019	Transaction Rules	31/12/2017	INTEREST	Accounted	25.75	Dr
11/04/2019	Evidence Match	31/12/2017	INTEREST	Accounted	25.75	Cr
11/04/2019	Evidence Match	31/01/2018	INTEREST	Accounted	8.78	Cr
11/04/2019	Transaction Rules	31/01/2018	INTEREST	Accounted	8.78	Dr
11/04/2019	Evidence Match	28/02/2018	INTEREST	Accounted	4.97	Cr
11/04/2019	Transaction Rules	28/02/2018	INTEREST	Accounted	4.97	Dr
11/04/2019	Evidence Match	31/03/2018	INTEREST	Accounted	5.50	Cr
11/04/2019	Transaction Rules	31/03/2018	INTEREST	Accounted	5.50	Dr
11/04/2019	Evidence Match	30/04/2018	INTEREST	Accounted	12.67	Cr
11/04/2019	Transaction Rules	30/04/2018	INTEREST	Accounted	12.67	Dr
11/04/2019	Evidence Match	31/05/2018	INTEREST	Accounted	17.70	Cr
11/04/2019	Transaction Rules	31/05/2018	INTEREST	Accounted	17.70	Dr
11/04/2019	Evidence Match	30/06/2018	INTEREST	Accounted	15.91	Cr
11/04/2019	Transaction Rules	30/06/2018	INTEREST	Accounted	15.91	Dr

**Other Assets · Receivables · Investment Income Receivable · Interest · Cash At Bank · Cash at Bank - 2288829**

11/04/2019	Evidence Match	31/07/2017	INTEREST	Accounted	42.14	Cr
11/04/2019	Transaction Rules	31/07/2017	INTEREST	Accounted	42.14	Dr
11/04/2019	Evidence Match	31/08/2017	INTEREST	Accounted	42.22	Cr
11/04/2019	Transaction Rules	31/08/2017	INTEREST	Accounted	42.22	Dr
11/04/2019	Evidence Match	30/09/2017	INTEREST	Accounted	40.94	Cr
11/04/2019	Transaction Rules	30/09/2017	INTEREST	Accounted	40.94	Dr
11/04/2019	Evidence Match	31/10/2017	INTEREST	Accounted	42.40	Cr
11/04/2019	Transaction Rules	31/10/2017	INTEREST	Accounted	42.40	Dr
11/04/2019	Evidence Match	30/11/2017	INTEREST	Accounted	41.10	Cr
11/04/2019	Transaction Rules	30/11/2017	INTEREST	Accounted	41.10	Dr
11/04/2019	Transaction Rules	31/12/2017	INTEREST	Accounted	19.55	Dr
11/04/2019	Evidence Match	31/12/2017	INTEREST	Accounted	19.55	Cr
11/04/2019	Evidence Match	31/01/2018	INTEREST	Accounted	0.15	Cr
11/04/2019	Transaction Rules	31/01/2018	INTEREST	Accounted	0.15	Dr
11/04/2019	Evidence Match	28/02/2018	INTEREST	Accounted	0.14	Cr
11/04/2019	Transaction Rules	28/02/2018	INTEREST	Accounted	0.14	Dr
11/04/2019	Evidence Match	31/03/2018	INTEREST	Accounted	0.15	Cr
11/04/2019	Transaction Rules	31/03/2018	INTEREST	Accounted	0.15	Dr
11/04/2019	Evidence Match	30/04/2018	INTEREST	Accounted	0.14	Cr
11/04/2019	Transaction Rules	30/04/2018	INTEREST	Accounted	0.14	Dr
11/04/2019	Evidence Match	31/05/2018	INTEREST	Accounted	0.15	Cr
11/04/2019	Transaction Rules	31/05/2018	INTEREST	Accounted	0.15	Dr
11/04/2019	Evidence Match	30/06/2018	INTEREST	Accounted	0.15	Cr
11/04/2019	Transaction Rules	30/06/2018	INTEREST	Accounted	0.15	Dr

**Other Assets · Receivables · Member Income Receivable · Contributions · Mr Alan Parry**

**ALVIVAL SUPER FUND**  
**General Ledger Audit Trail**  
**For the period from 1 July 2017 to 30 June 2018**

Processed Date & User	Date	Description	State	Amount
-----------------------	------	-------------	-------	--------

## Assets

### Other Assets · Receivables · Member Income Receivable · Contributions · Mr Alan Parry

11/04/2019	Evidence Match	20/12/2017	Contribution Received	Accounted	10,000.00	Cr
11/04/2019	Evidence Match	20/12/2017	Contribution Received	Accounted	1,400.00	Cr
11/04/2019	pasandi@armstrongadvisory.com.au	20/12/2017	TFR FROM ALAN P ZERO ACC	Accounted	10,000.00	Dr
11/04/2019	pasandi@armstrongadvisory.com.au	20/12/2017	TFR FROM AVP QSAVER	Accounted	1,400.00	Dr

### Other Assets · Unsettled Trades · Acquisitions · Managed Investments · Charter Hall Direct Office Fund - Wholesale A

11/04/2019	pasandi@armstrongadvisory.com.au	21/12/2017	CHQ # 14 INVESTMENT CHARTER HALL DOF	Accounted	50,000.00	Cr
11/04/2019	Evidence Match	22/12/2017	CHQ # 14 INVESTMENT CHARTER HALL DOF	Accounted	50,000.00	Dr

### Other Assets · Unsettled Trades · Acquisitions · Shares in Listed Companies · Wealth Defender Equities Limited

11/04/2019	Evidence Match	29/09/2017	WDE 1C FRANKED @ 27.5%; DRP	Accounted	52.00	Dr
11/04/2019	pasandi@armstrongadvisory.com.au	29/09/2017	WDE 1C FRANKED @ 27.5%; DRP	Accounted	52.00	Cr
11/04/2019	Evidence Match	20/04/2018	WDE 2C FRANKED @ 27.5%; DRP	Accounted	105.28	Dr
11/04/2019	pasandi@armstrongadvisory.com.au	20/04/2018	WDE 2C FRANKED @ 27.5%; DRP	Accounted	105.28	Cr

## Liabilities

### Fund Suspense · Cash at Bank - 2266644

11/04/2019	Evidence Match	31/07/2017	INTEREST	Accounted	0.02	Dr
11/04/2019	pasandi@armstrongadvisory.com.au	31/07/2017	INTEREST	Accounted	0.02	Cr
11/04/2019	Evidence Match	31/08/2017	INTEREST	Accounted	0.02	Dr
11/04/2019	pasandi@armstrongadvisory.com.au	31/08/2017	INTEREST	Accounted	0.02	Cr
11/04/2019	Evidence Match	30/09/2017	INTEREST	Accounted	0.02	Dr
11/04/2019	pasandi@armstrongadvisory.com.au	30/09/2017	INTEREST	Accounted	0.02	Cr
11/04/2019	Evidence Match	31/10/2017	INTEREST	Accounted	0.02	Dr
11/04/2019	pasandi@armstrongadvisory.com.au	31/10/2017	INTEREST	Accounted	0.02	Cr
11/04/2019	pasandi@armstrongadvisory.com.au	30/11/2017	INTEREST	Accounted	0.02	Cr
11/04/2019	Evidence Match	30/11/2017	INTEREST	Accounted	0.02	Dr
11/04/2019	Evidence Match	20/12/2017	TFR FROM ALAN P ZERO ACC	Accounted	10,000.00	Dr
11/04/2019	Evidence Match	20/12/2017	TFR FROM AVP QSAVER	Accounted	1,400.00	Dr
11/04/2019	Evidence Match	20/12/2017	TFR FROM DIY SUPER ACC (Contra 1)	Accounted	10,800.00	Dr
11/04/2019	pasandi@armstrongadvisory.com.au	20/12/2017	TFR FROM AVP QSAVER	Accounted	1,400.00	Cr
11/04/2019	pasandi@armstrongadvisory.com.au	20/12/2017	TFR FROM DIY SUPER ACC (Contra 1)	Accounted	10,800.00	Cr
11/04/2019	pasandi@armstrongadvisory.com.au	20/12/2017	TFR FROM ALAN P ZERO ACC	Accounted	10,000.00	Cr
11/04/2019	pasandi@armstrongadvisory.com.au	21/12/2017	TFR FROM ACC 02288829 (Contra)	Accounted	10,000.00	Cr
11/04/2019	pasandi@armstrongadvisory.com.au	21/12/2017	TFR FROM ACC 02266645 (Contra 3)	Accounted	17,840.00	Cr
11/04/2019	Evidence Match	21/12/2017	TFR FROM ACC 02266645 (Contra 3)	Accounted	17,840.00	Dr
11/04/2019	Evidence Match	21/12/2017	TFR FROM ACC 02288829 (Contra)	Accounted	10,000.00	Dr
11/04/2019	Evidence Match	22/12/2017	CHQ # 14 INVESTMENT CHARTER HALL DOF	Accounted	50,000.00	Cr
11/04/2019	pasandi@armstrongadvisory.com.au	22/12/2017	CHQ # 14 INVESTMENT CHARTER HALL DOF	Accounted	50,000.00	Dr



**ALVIVAL SUPER FUND**  
**General Ledger Audit Trail**  
**For the period from 1 July 2017 to 30 June 2018**

Processed Date & User	Date	Description	State	Amount
-----------------------	------	-------------	-------	--------

## Liabilities

### Fund Suspense - Cash at Bank - 2266644

11/04/2019	Evidence Match	31/12/2017	INTEREST	Accounted	0.74	Dr
11/04/2019	pasandi@armstrongadvisory.com.au	31/12/2017	INTEREST	Accounted	0.74	Cr
11/04/2019	Evidence Match	31/01/2018	INTEREST	Accounted	0.03	Dr
11/04/2019	pasandi@armstrongadvisory.com.au	31/01/2018	INTEREST	Accounted	0.03	Cr
11/04/2019	pasandi@armstrongadvisory.com.au	28/02/2018	INTEREST	Accounted	0.02	Cr
11/04/2019	Evidence Match	28/02/2018	INTEREST	Accounted	0.02	Dr
11/04/2019	Evidence Match	24/05/2018	BPAY ASIC FEES	Accounted	48.00	Cr
11/04/2019	pasandi@armstrongadvisory.com.au	24/05/2018	BPAY ASIC FEES	Accounted	48.00	Dr
11/04/2019	Evidence Match	5/06/2018	AA - ACCOUNTING FEES	Accounted	583.00	Cr
11/04/2019	Evidence Match	5/06/2018	AA - ACCOUNTING FEES	Accounted	220.00	Cr
11/04/2019	Evidence Match	5/06/2018	TFR FROM QSAVER (Contra 4)	Accounted	1,000.00	Dr
11/04/2019	pasandi@armstrongadvisory.com.au	5/06/2018	AA - ACCOUNTING FEES	Accounted	803.00	Dr
11/04/2019	pasandi@armstrongadvisory.com.au	5/06/2018	TFR FROM QSAVER (Contra 4)	Accounted	1,000.00	Cr
11/04/2019	Evidence Match	29/06/2018	CHQS MEMBER CHEQUING #1	Accounted	838.53	Dr
11/04/2019	pasandi@armstrongadvisory.com.au	29/06/2018	CHQS MEMBER CHEQUING #1	Accounted	838.53	Cr

### Fund Suspense - Cash at Bank - 2266645

11/04/2019	Evidence Match	20/07/2017	DIF2 SPECIALDIST	Accounted	7,809.15	Dr
11/04/2019	pasandi@armstrongadvisory.com.au	20/07/2017	DIF2 SPECIALDIST	Accounted	7,809.15	Cr
11/04/2019	Evidence Match	21/07/2017	CHDIF4 DIST	Accounted	2,229.79	Dr
11/04/2019	Evidence Match	21/07/2017	CHDIF2 DIST	Accounted	2,596.99	Dr
11/04/2019	Evidence Match	21/07/2017	CHDOF WHLL A DIST	Accounted	5,979.68	Dr
11/04/2019	pasandi@armstrongadvisory.com.au	21/07/2017	CHDIF4 DIST	Accounted	2,229.79	Cr
11/04/2019	pasandi@armstrongadvisory.com.au	21/07/2017	CHDOF WHLL A DIST	Accounted	5,979.68	Cr
11/04/2019	pasandi@armstrongadvisory.com.au	21/07/2017	CHDIF2 DIST	Accounted	2,596.99	Cr
11/04/2019	Evidence Match	28/07/2017	DRAWINGS	Accounted	8,000.00	Cr
11/04/2019	pasandi@armstrongadvisory.com.au	28/07/2017	DRAWINGS	Accounted	8,000.00	Dr
11/04/2019	pasandi@armstrongadvisory.com.au	31/07/2017	INTEREST	Accounted	21.31	Cr
11/04/2019	Evidence Match	31/07/2017	INTEREST	Accounted	21.31	Dr
11/04/2019	Evidence Match	2/08/2017	WBC - RTGS	Accounted	5,196.49	Dr
11/04/2019	pasandi@armstrongadvisory.com.au	2/08/2017	WBC - RTGS	Accounted	5,196.49	Cr
11/04/2019	Evidence Match	31/08/2017	INTEREST	Accounted	36.19	Dr
11/04/2019	pasandi@armstrongadvisory.com.au	31/08/2017	INTEREST	Accounted	36.19	Cr
11/04/2019	Evidence Match	2/09/2017	DRAWINGS	Accounted	4,000.00	Cr
11/04/2019	pasandi@armstrongadvisory.com.au	2/09/2017	DRAWINGS	Accounted	4,000.00	Dr
11/04/2019	Evidence Match	30/09/2017	INTEREST	Accounted	29.51	Dr
11/04/2019	pasandi@armstrongadvisory.com.au	30/09/2017	INTEREST	Accounted	29.51	Cr
11/04/2019	pasandi@armstrongadvisory.com.au	3/10/2017	FMG FINAL DIV	Accounted	750.00	Cr

**ALVIVAL SUPER FUND**  
**General Ledger Audit Trail**  
**For the period from 1 July 2017 to 30 June 2018**

Processed Date & User	Date	Description	State	Amount
-----------------------	------	-------------	-------	--------

## Liabilities

### Fund Suspense - Cash at Bank - 2266645

11/04/2019	Evidence Match	3/10/2017	FMG FINAL DIV	Accounted	750.00	Dr
11/04/2019	Evidence Match	6/10/2017	IVC INT DIV	Accounted	92.50	Dr
11/04/2019	pasandi@armstrongadvisory.com.au	6/10/2017	IVC INT DIV	Accounted	92.50	Cr
11/04/2019	Evidence Match	16/10/2017	CHDOF WHL A DIST	Accounted	5,757.57	Dr
11/04/2019	Evidence Match	16/10/2017	CHDIF4 DIST	Accounted	2,229.79	Dr
11/04/2019	Evidence Match	16/10/2017	CHDIF2 DIST	Accounted	2,678.34	Dr
11/04/2019	pasandi@armstrongadvisory.com.au	16/10/2017	CHDIF4 DIST	Accounted	2,229.79	Cr
11/04/2019	pasandi@armstrongadvisory.com.au	16/10/2017	CHDOF WHL A DIST	Accounted	5,757.57	Cr
11/04/2019	pasandi@armstrongadvisory.com.au	16/10/2017	CHDIF2 DIST	Accounted	2,678.34	Cr
11/04/2019	pasandi@armstrongadvisory.com.au	24/10/2017	WBC - RTGS	Accounted	844.67	Cr
11/04/2019	Evidence Match	24/10/2017	WBC - RTGS	Accounted	844.67	Dr
11/04/2019	Evidence Match	31/10/2017	INTEREST	Accounted	40.04	Dr
11/04/2019	pasandi@armstrongadvisory.com.au	31/10/2017	INTEREST	Accounted	40.04	Cr
11/04/2019	Evidence Match	8/11/2017	DRAWINGS	Accounted	5,000.00	Cr
11/04/2019	pasandi@armstrongadvisory.com.au	8/11/2017	DRAWINGS	Accounted	5,000.00	Dr
11/04/2019	Evidence Match	30/11/2017	INTEREST	Accounted	41.67	Dr
11/04/2019	pasandi@armstrongadvisory.com.au	30/11/2017	INTEREST	Accounted	41.67	Cr
11/04/2019	pasandi@armstrongadvisory.com.au	19/12/2017	DRAWINGS	Accounted	10,000.00	Dr
11/04/2019	Evidence Match	19/12/2017	DRAWINGS	Accounted	10,000.00	Cr
11/04/2019	pasandi@armstrongadvisory.com.au	21/12/2017	TFR TO 02266644-Contra (3)	Accounted	17,840.00	Dr
11/04/2019	Evidence Match	21/12/2017	TFR TO 02266644-Contra (3)	Accounted	17,840.00	Cr
11/04/2019	Evidence Match	31/12/2017	INTEREST	Accounted	25.75	Dr
11/04/2019	pasandi@armstrongadvisory.com.au	31/12/2017	INTEREST	Accounted	25.75	Cr
11/04/2019	Evidence Match	15/01/2018	CHDOF WHL A DIST	Accounted	6,433.77	Dr
11/04/2019	Evidence Match	15/01/2018	CHDIF4 DIST	Accounted	2,229.79	Dr
11/04/2019	Evidence Match	15/01/2018	CHDIF2 DIST	Accounted	2,678.34	Dr
11/04/2019	pasandi@armstrongadvisory.com.au	15/01/2018	CHDIF4 DIST	Accounted	2,229.79	Cr
11/04/2019	pasandi@armstrongadvisory.com.au	15/01/2018	CHDOF WHL A DIST	Accounted	6,433.77	Cr
11/04/2019	pasandi@armstrongadvisory.com.au	15/01/2018	CHDIF2 DIST	Accounted	2,678.34	Cr
11/04/2019	pasandi@armstrongadvisory.com.au	16/01/2018	WBC - RTGS	Accounted	314.54	Cr
11/04/2019	Evidence Match	16/01/2018	WBC - RTGS	Accounted	314.54	Dr
11/04/2019	Evidence Match	30/01/2018	DRAWINGS	Accounted	8,000.00	Cr
11/04/2019	pasandi@armstrongadvisory.com.au	30/01/2018	DRAWINGS	Accounted	8,000.00	Dr
11/04/2019	Evidence Match	31/01/2018	INTEREST	Accounted	8.78	Dr
11/04/2019	pasandi@armstrongadvisory.com.au	31/01/2018	INTEREST	Accounted	8.78	Cr
11/04/2019	Evidence Match	28/02/2018	INTEREST	Accounted	4.97	Dr
11/04/2019	pasandi@armstrongadvisory.com.au	28/02/2018	INTEREST	Accounted	4.97	Cr

**ALVIVAL SUPER FUND**  
**General Ledger Audit Trail**  
**For the period from 1 July 2017 to 30 June 2018**

Processed Date & User	Date	Description	State	Amount
-----------------------	------	-------------	-------	--------

## Liabilities

### Fund Suspense - Cash at Bank - 2266645

11/04/2019	Evidence Match	31/03/2018	INTEREST	Accounted	5.50	Dr
11/04/2019	pasandi@armstrongadvisory.com.au	31/03/2018	INTEREST	Accounted	5.50	Cr
11/04/2019	pasandi@armstrongadvisory.com.au	5/04/2018	FMG INTERIM DIV	Accounted	330.00	Cr
11/04/2019	Evidence Match	5/04/2018	FMG INTERIM DIV	Accounted	330.00	Dr
11/04/2019	Evidence Match	6/04/2018	IVC FNL DIV	Accounted	137.50	Dr
11/04/2019	pasandi@armstrongadvisory.com.au	6/04/2018	IVC FNL DIV	Accounted	137.50	Cr
11/04/2019	Evidence Match	16/04/2018	CHDOF WHL A DIST	Accounted	6,433.77	Dr
11/04/2019	Evidence Match	16/04/2018	CHDIF4 DIST	Accounted	2,229.79	Dr
11/04/2019	Evidence Match	16/04/2018	CHDIF2 DIST	Accounted	2,678.34	Dr
11/04/2019	pasandi@armstrongadvisory.com.au	16/04/2018	CHDOF WHL A DIST	Accounted	6,433.77	Cr
11/04/2019	pasandi@armstrongadvisory.com.au	16/04/2018	CHDIF4 DIST	Accounted	2,229.79	Cr
11/04/2019	pasandi@armstrongadvisory.com.au	16/04/2018	CHDIF2 DIST	Accounted	2,678.34	Cr
11/04/2019	pasandi@armstrongadvisory.com.au	17/04/2018	WBC - RTGS	Accounted	1,380.39	Cr
11/04/2019	Evidence Match	17/04/2018	WBC - RTGS	Accounted	1,380.39	Dr
11/04/2019	Evidence Match	21/04/2018	DRAWINGS	Accounted	5,000.00	Cr
11/04/2019	pasandi@armstrongadvisory.com.au	21/04/2018	DRAWINGS	Accounted	5,000.00	Dr
11/04/2019	Evidence Match	30/04/2018	INTEREST	Accounted	12.67	Dr
11/04/2019	pasandi@armstrongadvisory.com.au	30/04/2018	INTEREST	Accounted	12.67	Cr
11/04/2019	Evidence Match	31/05/2018	INTEREST	Accounted	17.70	Dr
11/04/2019	pasandi@armstrongadvisory.com.au	31/05/2018	INTEREST	Accounted	17.70	Cr
11/04/2019	Evidence Match	5/06/2018	TFR TO 0226644-Contra (4)	Accounted	1,000.00	Cr
11/04/2019	pasandi@armstrongadvisory.com.au	5/06/2018	TFR TO 0226644-Contra (4)	Accounted	1,000.00	Dr
11/04/2019	Evidence Match	30/06/2018	INTEREST	Accounted	15.91	Dr
11/04/2019	pasandi@armstrongadvisory.com.au	30/06/2018	INTEREST	Accounted	15.91	Cr

### Fund Suspense - Cash at Bank - 2288829

11/04/2019	Evidence Match	31/07/2017	INTEREST	Accounted	42.14	Dr
11/04/2019	pasandi@armstrongadvisory.com.au	31/07/2017	INTEREST	Accounted	42.14	Cr
11/04/2019	Evidence Match	31/08/2017	INTEREST	Accounted	42.22	Dr
11/04/2019	pasandi@armstrongadvisory.com.au	31/08/2017	INTEREST	Accounted	42.22	Cr
11/04/2019	Evidence Match	30/09/2017	INTEREST	Accounted	40.94	Dr
11/04/2019	pasandi@armstrongadvisory.com.au	30/09/2017	INTEREST	Accounted	40.94	Cr
11/04/2019	Evidence Match	31/10/2017	INTEREST	Accounted	42.40	Dr
11/04/2019	pasandi@armstrongadvisory.com.au	31/10/2017	INTEREST	Accounted	42.40	Cr
11/04/2019	Evidence Match	30/11/2017	INTEREST	Accounted	41.10	Dr
11/04/2019	pasandi@armstrongadvisory.com.au	30/11/2017	INTEREST	Accounted	41.10	Cr
11/04/2019	Evidence Match	20/12/2017	TFR TO ACC 0226644 (Contra 1)	Accounted	10,800.00	Cr
11/04/2019	pasandi@armstrongadvisory.com.au	20/12/2017	TFR TO ACC 0226644 (Contra 1)	Accounted	10,800.00	Dr

**ALVIVAL SUPER FUND**  
**General Ledger Audit Trail**  
**For the period from 1 July 2017 to 30 June 2018**

Processed Date & User	Date	Description	State	Amount
-----------------------	------	-------------	-------	--------

## Liabilities

### Fund Suspense - Cash at Bank - 2288829

11/04/2019	pasandi@armstrongadvisory.com.au	21/12/2017	TFR TO ACC 02266644 (Contra 2)	Accounted	10,000.00	Dr
11/04/2019	Evidence Match	21/12/2017	TFR TO ACC 02266644 (Contra 2)	Accounted	10,000.00	Cr
11/04/2019	Evidence Match	31/12/2017	INTEREST	Accounted	19.55	Dr
11/04/2019	pasandi@armstrongadvisory.com.au	31/12/2017	INTEREST	Accounted	19.55	Cr
11/04/2019	Evidence Match	31/01/2018	INTEREST	Accounted	0.15	Dr
11/04/2019	pasandi@armstrongadvisory.com.au	31/01/2018	INTEREST	Accounted	0.15	Cr
11/04/2019	Evidence Match	28/02/2018	INTEREST	Accounted	0.14	Dr
11/04/2019	pasandi@armstrongadvisory.com.au	28/02/2018	INTEREST	Accounted	0.14	Cr
11/04/2019	Evidence Match	31/03/2018	INTEREST	Accounted	0.15	Dr
11/04/2019	pasandi@armstrongadvisory.com.au	31/03/2018	INTEREST	Accounted	0.15	Cr
11/04/2019	Evidence Match	30/04/2018	INTEREST	Accounted	0.14	Dr
11/04/2019	pasandi@armstrongadvisory.com.au	30/04/2018	INTEREST	Accounted	0.14	Cr
11/04/2019	Evidence Match	31/05/2018	INTEREST	Accounted	0.15	Dr
11/04/2019	pasandi@armstrongadvisory.com.au	31/05/2018	INTEREST	Accounted	0.15	Cr
11/04/2019	Evidence Match	30/06/2018	INTEREST	Accounted	0.15	Dr
11/04/2019	pasandi@armstrongadvisory.com.au	30/06/2018	INTEREST	Accounted	0.15	Cr

### Income Tax Suspense

11/04/2019	pasandi@armstrongadvisory.com.au	29/06/2018	CHQS MEMBER CHEQUING #1	Accounted	838.53	Dr
11/04/2019	Evidence Match	29/06/2018	CHQS MEMBER CHEQUING #1	Accounted	838.53	Cr

### Member Payments - Pensions Paid - Mr Alan Parry - AL\_ABP\_1

11/04/2019	Evidence Match	28/07/2017	Pension Drawdown - Paid	Accounted	8,000.00	Dr
11/04/2019	Transaction Rules	28/07/2017	Pension Drawdown - Net	Accounted	8,000.00	Cr
11/04/2019	Evidence Match	2/09/2017	Pension Drawdown - Paid	Accounted	4,000.00	Dr
11/04/2019	Transaction Rules	2/09/2017	Pension Drawdown - Net	Accounted	4,000.00	Cr
11/04/2019	Evidence Match	8/11/2017	Pension Drawdown - Paid	Accounted	5,000.00	Dr
11/04/2019	Transaction Rules	8/11/2017	Pension Drawdown - Net	Accounted	5,000.00	Cr
11/04/2019	Evidence Match	19/12/2017	Pension Drawdown - Paid	Accounted	10,000.00	Dr
11/04/2019	Transaction Rules	19/12/2017	Pension Drawdown - Net	Accounted	10,000.00	Cr
11/04/2019	Evidence Match	30/01/2018	Pension Drawdown - Paid	Accounted	8,000.00	Dr
11/04/2019	Transaction Rules	30/01/2018	Pension Drawdown - Net	Accounted	8,000.00	Cr
11/04/2019	Evidence Match	21/04/2018	Pension Drawdown - Paid	Accounted	4,700.00	Dr
11/04/2019	pasandi@armstrongadvisory.com.au	21/04/2018	Pension Drawdown - Net	Accounted	4,700.00	Cr

### Member Payments - Pensions Paid - Mr Alan Parry - AL\_ABP\_2

11/04/2019	Evidence Match	21/04/2018	Pension Drawdown - Paid	Accounted	300.00	Dr
11/04/2019	pasandi@armstrongadvisory.com.au	21/04/2018	Pension Drawdown - Net	Accounted	300.00	Cr

### Other Creditors and Accruals - Accountancy Fee

11/04/2019	Evidence Match	5/06/2018	AA - ACCOUNTING FEES	Accounted	583.00	Dr
11/04/2019	pasandi@armstrongadvisory.com.au	5/06/2018	AA - ACCOUNTING FEES	Accounted	583.00	Cr

### Other Creditors and Accruals - Adviser Fee

**ALVIVAL SUPER FUND**  
**General Ledger Audit Trail**  
**For the period from 1 July 2017 to 30 June 2018**

Processed Date & User	Date	Description	State	Amount
-----------------------	------	-------------	-------	--------

## Liabilities

### Other Creditors and Accruals - Adviser Fee

11/04/2019	Evidence Match	29/06/2018	Adviser Fee CHDIOF WA	Accounted	476.25	Dr
11/04/2019	Evidence Match	29/06/2018	Adviser Fee CHDIOF WA	Accounted	476.25	Dr
11/04/2019	Evidence Match	29/06/2018	Adviser Fee CHDIOF WA	Accounted	415.00	Dr
11/04/2019	Evidence Match	29/06/2018	Adviser Fee CHDIF 4	Accounted	181.87	Dr
11/04/2019	Evidence Match	29/06/2018	Adviser Fee CHDIF 4	Accounted	181.87	Dr
11/04/2019	Evidence Match	29/06/2018	Adviser Fee CHDIF 4	Accounted	181.87	Dr
11/04/2019	Evidence Match	29/06/2018	Adviser Fee CHDIF2	Accounted	168.75	Dr
11/04/2019	Evidence Match	29/06/2018	Adviser Fee CHDIF2	Accounted	168.75	Dr
11/04/2019	Evidence Match	29/06/2018	Adviser Fee CHDIF2	Accounted	168.75	Dr
11/04/2019	pasandi@armstrongadvisory.com.au	29/06/2018	Adviser Fee CHDIF 4	Accounted	545.61	Cr
11/04/2019	pasandi@armstrongadvisory.com.au	29/06/2018	Adviser Fee CHDIF2	Accounted	506.25	Cr
11/04/2019	pasandi@armstrongadvisory.com.au	29/06/2018	Adviser Fee CHDIOF WA	Accounted	1,367.50	Cr

### Other Creditors and Accruals - Auditor Fee

11/04/2019	Evidence Match	5/06/2018	AA - ACCOUNTING FEES	Accounted	220.00	Dr
11/04/2019	pasandi@armstrongadvisory.com.au	5/06/2018	AA - ACCOUNTING FEES	Accounted	220.00	Cr

### Other Creditors and Accruals - General Expenses - Other Assets - DWL Managed Discretionary Account

18/04/2019	pasandi@armstrongadvisory.com.au	30/06/2018	DWL admin & account keeping fees FY	Accounted	1,221.64	Cr
------------	----------------------------------	------------	-------------------------------------	-----------	----------	----

### Other Creditors and Accruals - Regulatory Fees

11/04/2019	Evidence Match	24/05/2018	BPAY ASIC FEES	Accounted	48.00	Dr
11/04/2019	pasandi@armstrongadvisory.com.au	24/05/2018	BPAY ASIC FEES	Accounted	48.00	Cr

## Member Entitlements

### Member Entitlement Accounts - Mr Alan Parry - Accumulation

11/04/2019	pasandi@armstrongadvisory.com.au	20/12/2017	Pension Establishment Post 07	Accounted	11,400.00	Dr
11/04/2019	pasandi@armstrongadvisory.com.au	20/12/2017	TFR FROM ALAN P ZERO ACC	Accounted	10,000.00	Cr
11/04/2019	pasandi@armstrongadvisory.com.au	20/12/2017	TFR FROM AVP QSAVER	Accounted	1,400.00	Cr
11/04/2019	pasandi@armstrongadvisory.com.au	1/06/2018	Pension Establishment Post 07	Accounted	917,368.96	Dr
11/04/2019	pasandi@armstrongadvisory.com.au	1/06/2018	Pension Commutation - Net of PAYG	Accounted	11,743.34	Cr
11/04/2019	pasandi@armstrongadvisory.com.au	1/06/2018	Pension Commutation - Net of PAYG	Accounted	905,625.62	Cr

### Member Entitlement Accounts - Mr Alan Parry - AL\_ABP\_1

11/04/2019	Transaction Rules	28/07/2017	Pension Drawdown - Gross	Accounted	8,000.00	Dr
11/04/2019	Transaction Rules	2/09/2017	Pension Drawdown - Gross	Accounted	4,000.00	Dr
11/04/2019	Transaction Rules	8/11/2017	Pension Drawdown - Gross	Accounted	5,000.00	Dr
11/04/2019	pasandi@armstrongadvisory.com.au	19/12/2017	Investment Profit or Loss	Accounted	36,699.90	Cr
11/04/2019	Transaction Rules	19/12/2017	Pension Drawdown - Gross	Accounted	10,000.00	Dr
11/04/2019	Transaction Rules	30/01/2018	Pension Drawdown - Gross	Accounted	8,000.00	Dr
11/04/2019	pasandi@armstrongadvisory.com.au	21/04/2018	Pension Drawdown - Gross	Accounted	4,700.00	Dr

**ALVIVAL SUPER FUND**  
**General Ledger Audit Trail**  
**For the period from 1 July 2017 to 30 June 2018**

Processed Date & User	Date	Description	State	Amount
-----------------------	------	-------------	-------	--------

**Member Entitlements**

**Member Entitlement Accounts · Mr Alan Parry · AL\_ABP\_1**

11/04/2019	pasandi@armstrongadvisory.com.au	31/05/2018	Investment Profit or Loss	Accounted	48,982.20	Cr
11/04/2019	pasandi@armstrongadvisory.com.au	1/06/2018	Pension Commutation	Accounted	905,625.62	Dr

**Member Entitlement Accounts · Mr Alan Parry · AL\_ABP\_2**

11/04/2019	pasandi@armstrongadvisory.com.au	20/12/2017	Pension Establishment Post 07	Accounted	11,400.00	Cr
11/04/2019	pasandi@armstrongadvisory.com.au	21/04/2018	Pension Drawdown - Gross	Accounted	300.00	Dr
11/04/2019	pasandi@armstrongadvisory.com.au	31/05/2018	Investment Profit or Loss	Accounted	643.34	Cr
11/04/2019	pasandi@armstrongadvisory.com.au	1/06/2018	Pension Commutation	Accounted	11,743.34	Dr

**Member Entitlement Accounts · Mr Alan Parry · AL\_ABP\_3**

11/04/2019	pasandi@armstrongadvisory.com.au	1/06/2018	Pension Establishment Post 07	Accounted	917,368.96	Cr
29/04/2019	pasandi@armstrongadvisory.com.au	30/06/2018	Investment Profit or Loss	Accounted	32,247.76	Cr

**ALVIVAL SUPER FUND**  
**Bank Account Movements**  
**For the period 1 July 2017 to 30 June 2018**

<b>Date</b>	<b>Description</b>	<b>Withdrawals</b>	<b>Deposits</b>	<b>Balance</b>
<b>Account: <u>Cash at Bank - 2266644 (704-865 226644)</u></b>				
1/07/2017	Opening Balance			498.22
31/07/2017	INTEREST		0.02	498.24
31/08/2017	INTEREST		0.02	498.26
30/09/2017	INTEREST		0.02	498.28
31/10/2017	INTEREST		0.02	498.30
30/11/2017	INTEREST		0.02	498.32
20/12/2017	TFR FROM AVP QSAVER		1,400.00	1,898.32
20/12/2017	TFR FROM ALAN P ZERO ACC		10,000.00	11,898.32
20/12/2017	TFR FROM DIY SUPER ACC (Contra 1)		10,800.00	22,698.32
21/12/2017	TFR FROM ACC 02288829 (Contra)		10,000.00	32,698.32
21/12/2017	TFR FROM ACC 02266645 (Contra 3)		17,840.00	50,538.32
22/12/2017	CHQ # 14 INVESTMENT CHARTER HALL DOF	50,000.00		538.32
31/12/2017	INTEREST		0.74	539.06
31/01/2018	INTEREST		0.03	539.09
28/02/2018	INTEREST		0.02	539.11
24/05/2018	BPAY ASIC FEES	48.00		491.11
05/06/2018	TFR FROM QSAVER (Contra 4)		1,000.00	1,491.11
05/06/2018	AA - ACCOUNTING FEES	803.00		688.11
29/06/2018	CHQS MEMBER CHEQUING #1		838.53	1,526.64
30/06/2018	Closing Balance			
		50,851.00	51,879.42	1,526.64
	Transactions : 18			

**Account: Cash at Bank - 2266645 (704-865 226645)**

1/07/2017	Opening Balance			8,513.77
20/07/2017	DIF2 SPECIALDIST		7,809.15	16,322.92
21/07/2017	CHDIF4 DIST		2,229.79	18,552.71
21/07/2017	CHDIF2 DIST		2,596.99	21,149.70
21/07/2017	CHDOF WHLL A DIST		5,979.68	27,129.38
28/07/2017	DRAWINGS	8,000.00		19,129.38
31/07/2017	INTEREST		21.31	19,150.69
02/08/2017	WBC - RTGS		5,196.49	24,347.18
31/08/2017	INTEREST		36.19	24,383.37
02/09/2017	DRAWINGS	4,000.00		20,383.37
30/09/2017	INTEREST		29.51	20,412.88
03/10/2017	FMG FINAL DIV		750.00	21,162.88
06/10/2017	IVC INT DIV		92.50	21,255.38
16/10/2017	CHDIF4 DIST		2,229.79	23,485.17
16/10/2017	CHDIF2 DIST		2,678.34	26,163.51
16/10/2017	CHDOF WHL A DIST		5,757.57	31,921.08
24/10/2017	WBC - RTGS		844.67	32,765.75
31/10/2017	INTEREST		40.04	32,805.79
08/11/2017	DRAWINGS	5,000.00		27,805.79
30/11/2017	INTEREST		41.67	27,847.46
19/12/2017	DRAWINGS	10,000.00		17,847.46
21/12/2017	TFR TO 02266644-Contra (3)	17,840.00		7.46
31/12/2017	INTEREST		25.75	33.21
15/01/2018	CHDIF4 DIST		2,229.79	2,263.00
15/01/2018	CHDIF2 DIST		2,678.34	4,941.34
15/01/2018	CHDOF WHL A DIST		6,433.77	11,375.11
16/01/2018	WBC - RTGS		314.54	11,689.65
30/01/2018	DRAWINGS	8,000.00		3,689.65
31/01/2018	INTEREST		8.78	3,698.43
28/02/2018	INTEREST		4.97	3,703.40
31/03/2018	INTEREST		5.50	3,708.90
05/04/2018	FMG INTERIM DIV		330.00	4,038.90
06/04/2018	IVC FNL DIV		137.50	4,176.40
16/04/2018	CHDIF4 DIST		2,229.79	6,406.19
16/04/2018	CHDIF2 DIST		2,678.34	9,084.53
16/04/2018	CHDOF WHL A DIST		6,433.77	15,518.30

**ALVIVAL SUPER FUND**  
**Bank Account Movements**  
**For the period 1 July 2017 to 30 June 2018**

<b>Date</b>	<b>Description</b>	<b>Withdrawals</b>	<b>Deposits</b>	<b>Balance</b>
<b>Account: <u>Cash at Bank - 2266645 (704-865 2266645)</u></b>				
17/04/2018	WBC - RTGS		1,380.39	16,898.69
21/04/2018	DRAWINGS	5,000.00		11,898.69
30/04/2018	INTEREST		12.67	11,911.36
31/05/2018	INTEREST		17.70	11,929.06
05/06/2018	TFR TO 0226644-Contra (4)	1,000.00		10,929.06
30/06/2018	INTEREST		15.91	10,944.97
30/06/2018	Closing Balance	<u>58,840.00</u>	<u>61,271.20</u>	<u>10,944.97</u>
	Transactions : 41			

<b>Account: <u>Cash at Bank - 2288829 (704-865 2288829)</u></b>				
1/07/2017	Opening Balance			20,672.07
31/07/2017	INTEREST		42.14	20,714.21
31/08/2017	INTEREST		42.22	20,756.43
30/09/2017	INTEREST		40.94	20,797.37
31/10/2017	INTEREST		42.40	20,839.77
30/11/2017	INTEREST		41.10	20,880.87
20/12/2017	TFR TO ACC 02266644 (Contra 1)	10,800.00		10,080.87
21/12/2017	TFR TO ACC 02266644 (Contra 2)	10,000.00		80.87
31/12/2017	INTEREST		19.55	100.42
31/01/2018	INTEREST		0.15	100.57
28/02/2018	INTEREST		0.14	100.71
31/03/2018	INTEREST		0.15	100.86
30/04/2018	INTEREST		0.14	101.00
31/05/2018	INTEREST		0.15	101.15
30/06/2018	INTEREST		0.15	101.30
30/06/2018	Closing Balance	<u>20,800.00</u>	<u>229.23</u>	<u>101.30</u>
	Transactions : 14			



**ALVIVAL SUPER FUND**  
Investment Summary as at 30 June 2018

Investment	Units	Average Cost Price	Market Price	Accounting Cost	Market Value	Unrealised Accounting Gain/(Loss)	Accounting Gain/(Loss) (%)	Portfolio Weight (%)
<b><u>Bank</u></b>								
Cash at Bank - 2266644				1,526.64	1,526.64			0.18%
Cash at Bank - 2266645				10,944.97	10,944.97			1.29%
Cash at Bank - 2288829				101.30	101.30			0.01%
				<b>12,572.91</b>	<b>12,572.91</b>			<b>1.48%</b>
<b><u>Listed Securities Market</u></b>								
Bionomics Limited (ASX:BNO)	5,000.00000	0.4510	0.5300	2,254.95	2,650.00	395.05	17.52%	0.31%
Fortescue Metals Group Ltd (ASX:FMG)	3,000.00000	2.7033	4.3900	8,109.90	13,170.00	5,060.10	62.39%	1.55%
Invocare Limited (ASX:IVC)	500.00000	10.4599	13.7400	5,229.95	6,870.00	1,640.05	31.36%	0.81%
Tanami Gold NL (ASX:TAM)	160,150.00000	0.0589	0.0360	9,429.34	5,765.40	(3,663.94)	(38.86)%	0.68%
Virgin Australia Holdings Limited (ASX:VAH)	10,000.00000	0.1980	0.2200	1,979.95	2,200.00	220.05	11.11%	0.26%
Wealth Defender Equities Limited (ASX:WDE)	5,392.00000	0.9845	0.8500	5,308.56	4,583.20	(725.36)	(13.66)%	0.54%
				<b>32,312.65</b>	<b>35,238.60</b>	<b>2,925.95</b>	<b>9.06%</b>	<b>4.14%</b>
<b><u>Managed Funds Market</u></b>								
Charter Hall Direct Industrial Fund No. 2 Wholesale	130,152.48400	1.0372	1.2158	135,000.00	158,239.39	23,239.39	17.21%	18.61%
Charter Hall Direct Office Fund - Wholesale A	345,500.99160	1.1288	1.4132	390,000.00	488,262.00	98,262.00	25.20%	57.42%
Charter Hall Direct Industrial Fund No.4	148,410.00000	1.0107	1.0511	150,000.00	155,993.75	5,993.75	4.00%	18.35%
				<b>675,000.00</b>	<b>802,495.14</b>	<b>127,495.14</b>	<b>18.89%</b>	<b>94.38%</b>
				<b>719,885.56</b>	<b>850,306.65</b>	<b>130,421.09</b>	<b>18.12%</b>	<b>100.00%</b>

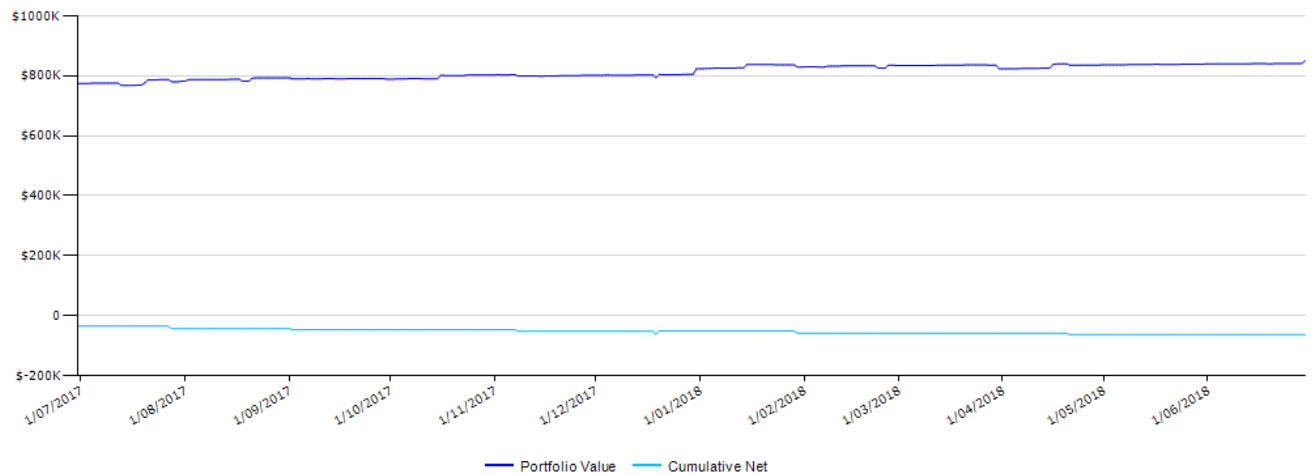
The accounting cost is the original cost base adjusted by any subsequent capital call/improvement or capital return transactions. In many cases, it is not the same as the adjusted or reduced cost base, or the reset cost base resulting from the CGT relief. To view the tax cost base and unrealised gain/(loss) for tax purposes refer to the Unrealised Capital Gains Report or change the report parameter to tax cost base.

**ALVIVAL SUPER FUND**  
**Investment Movement and Returns Report**  
**For the period from 01 July 2017 to 30 June 2018**

**Movement in Value**

<b>Starting Market Value</b>	<b>773,691.43</b>
Net Withdrawal	(28,600.00)
Realised and Unrealised Gains/Losses	43,569.09
Investment Income (excluding credits)	66,765.25
Portfolio Expenses	(4,751.00)
Other*	(368.12)
<b>Ending Market Value</b>	<b>850,306.65</b>
Movement in Value	76,615.22

**Portfolio Value versus Cumulative Net Investment**



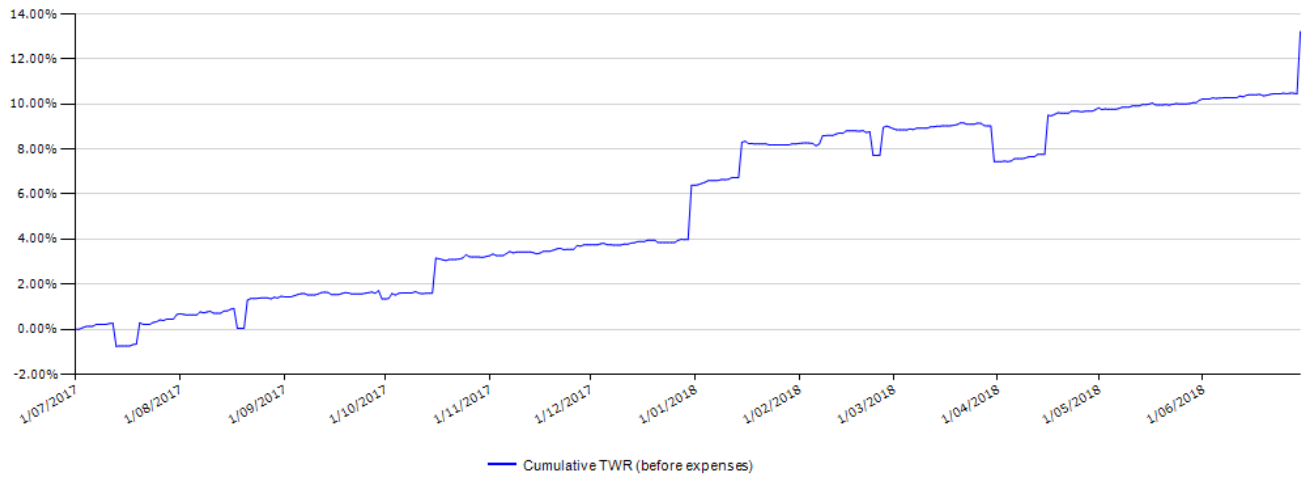
**ALVIVAL SUPER FUND**  
**Investment Movement and Returns Report**  
**For the period from 01 July 2017 to 30 June 2018**

**Portfolio Return**

Realised and Unrealised Gains/Losses	43,569.09
Investment Income (excluding credits)	66,765.25
Gross Income Declared but not Paid	(9,848.88)
Credits	1,408.89
<b>Total dollar return before expenses</b>	<b>101,894.35</b>
Investment Expenses	(3,641.00)
<b>Total dollar return after expenses</b>	<b>98,253.35</b>

	1 year	3 years	Since 01/07/2016	Since 01/07/2017
Investment return before expenses (TWR)	13.22%	-	31.12%	13.22%

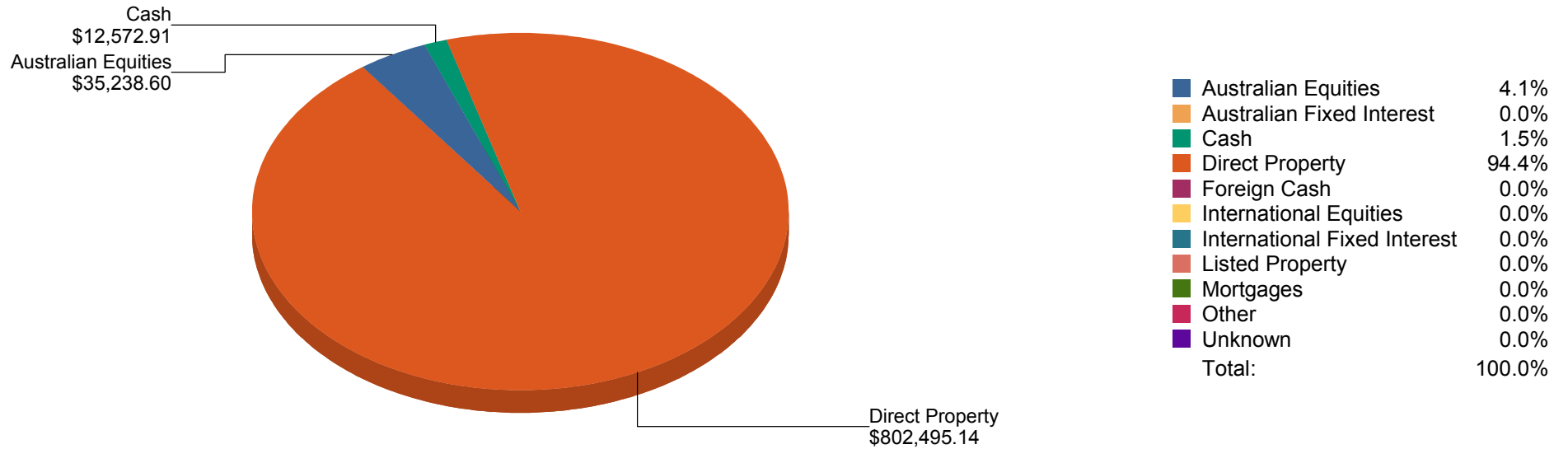
**Return Over Time**



# ALVIVAL SUPER FUND

Investment Allocation as at 30 June 2018

## Current Asset Allocation



# ALVIVAL SUPER FUND

## Investment Allocation as at 30 June 2018

	Australian Equities	Cash	Direct Property	Total (\$)
Bionomics Limited (ASX:BNO)	2,650.00 100.00%	0.00 0.00%	0.00 0.00%	2,650.00 100.00%
Cash at Bank - 2266644	0.00 0.00%	1,526.64 100.00%	0.00 0.00%	1,526.64 100.00%
Cash at Bank - 2266645	0.00 0.00%	10,944.97 100.00%	0.00 0.00%	10,944.97 100.00%
Cash at Bank - 2288829	0.00 0.00%	101.30 100.00%	0.00 0.00%	101.30 100.00%
Charter Hall Direct Industrial Fund No. 2 Wholesale	0.00 0.00%	0.00 0.00%	158,239.39 100.00%	158,239.39 100.00%
Charter Hall Direct Industrial Fund No.4	0.00 0.00%	0.00 0.00%	155,993.75 100.00%	155,993.75 100.00%
Charter Hall Direct Office Fund - Wholesale A	0.00 0.00%	0.00 0.00%	488,262.00 100.00%	488,262.00 100.00%
Fortescue Metals Group Ltd (ASX:FMG)	13,170.00 100.00%	0.00 0.00%	0.00 0.00%	13,170.00 100.00%
Invocare Limited (ASX:IVC)	6,870.00 100.00%	0.00 0.00%	0.00 0.00%	6,870.00 100.00%
Tanami Gold NL (ASX:TAM)	5,765.40 100.00%	0.00 0.00%	0.00 0.00%	5,765.40 100.00%
Virgin Australia Holdings Limited (ASX:VAH)	2,200.00 100.00%	0.00 0.00%	0.00 0.00%	2,200.00 100.00%
Wealth Defender Equities Limited (ASX:WDE)	4,583.20 100.00%	0.00 0.00%	0.00 0.00%	4,583.20 100.00%
<b>Total</b>	<b>35,238.60</b> <b>4.14%</b>	<b>12,572.91</b> <b>1.48%</b>	<b>802,495.14</b> <b>94.38%</b>	<b>850,306.65</b> <b>100.00%</b>

**NOTE: Investment Totals include Unsettled Amounts.**

---

**ALVIVAL SUPER FUND**  
**Foreign Cash Reconciliation Statement**  
**For the period 1 July 2017 to 30 June 2018**

---

Date	Description	Bank Statement Line Items					Matched Transaction(s)		
		Foreign Withdrawals	Foreign Deposits	Balance	AUD Withdrawals	AUD Deposits	Amount	Matched As	Account Name

---

Currency:

Bank Account:

Opening Balance

Closing Balance

**ALVIVAL SUPER FUND**  
**Statement of Taxable Income**  
**For the Period from 1 July 2017 to 30 June 2018**

Description	Investment Reference	Date	Tax Return Ref.	Amount
			<b>Section B</b>	
<b>Income</b>				
<b>Net Capital Gain</b>				
Deferred Capital Gain Realised		30 Jun 2018	A	0.00
Less Capital Losses Applied		30 Jun 2018	A	0.00
Less Discount		30 Jun 2018	A	0.00
<b>Total Net Capital Gain</b>			<b>A</b>	<b>0.00</b>
<b>Total Gross Rent and Other Leasing &amp; Hiring Income</b>			<b>B</b>	<b>0.00</b>
<b>Gross Interest</b>				
INTEREST	680: Cash at Bank - 2266644	31 Jul 2017	C	0.02
INTEREST	680: Cash at Bank - 2266644	31 Aug 2017	C	0.02
INTEREST	680: Cash at Bank - 2266644	30 Sep 2017	C	0.02
INTEREST	680: Cash at Bank - 2266644	31 Oct 2017	C	0.02
INTEREST	680: Cash at Bank - 2266644	30 Nov 2017	C	0.02
INTEREST	680: Cash at Bank - 2266644	31 Dec 2017	C	0.74
INTEREST	680: Cash at Bank - 2266644	31 Jan 2018	C	0.03
INTEREST	680: Cash at Bank - 2266644	28 Feb 2018	C	0.02
INTEREST	681: Cash at Bank - 2266645	31 Jul 2017	C	21.31
INTEREST	681: Cash at Bank - 2266645	31 Aug 2017	C	36.19
INTEREST	681: Cash at Bank - 2266645	30 Sep 2017	C	29.51
INTEREST	681: Cash at Bank - 2266645	31 Oct 2017	C	40.04
INTEREST	681: Cash at Bank - 2266645	30 Nov 2017	C	41.67
INTEREST	681: Cash at Bank - 2266645	31 Dec 2017	C	25.75
INTEREST	681: Cash at Bank - 2266645	31 Jan 2018	C	8.78
INTEREST	681: Cash at Bank - 2266645	28 Feb 2018	C	4.97
INTEREST	681: Cash at Bank - 2266645	31 Mar 2018	C	5.50
INTEREST	681: Cash at Bank - 2266645	30 Apr 2018	C	12.67
INTEREST	681: Cash at Bank - 2266645	31 May 2018	C	17.70
INTEREST	681: Cash at Bank - 2266645	30 Jun 2018	C	15.91
INTEREST	682: Cash at Bank - 2288829	31 Jul 2017	C	42.14
INTEREST	682: Cash at Bank - 2288829	31 Aug 2017	C	42.22
INTEREST	682: Cash at Bank - 2288829	30 Sep 2017	C	40.94
INTEREST	682: Cash at Bank - 2288829	31 Oct 2017	C	42.40
INTEREST	682: Cash at Bank - 2288829	30 Nov 2017	C	41.10
INTEREST	682: Cash at Bank - 2288829	31 Dec 2017	C	19.55
INTEREST	682: Cash at Bank - 2288829	31 Jan 2018	C	0.15
INTEREST	682: Cash at Bank - 2288829	28 Feb 2018	C	0.14
INTEREST	682: Cash at Bank - 2288829	31 Mar 2018	C	0.15
INTEREST	682: Cash at Bank - 2288829	30 Apr 2018	C	0.14
INTEREST	682: Cash at Bank - 2288829	31 May 2018	C	0.15
INTEREST	682: Cash at Bank - 2288829	30 Jun 2018	C	0.15
Less Rounding			C	(0.12)
<b>Total Gross Interest</b>			<b>C</b>	<b>490.00</b>
<b>Total Forestry Managed Investment Scheme Income</b>			<b>X</b>	<b>0.00</b>
<b>Total Net Foreign Income</b>			<b>D</b>	<b>0.00</b>

**ALVIVAL SUPER FUND**  
**Statement of Taxable Income**  
**For the Period from 1 July 2017 to 30 June 2018**

Description	Investment Reference	Date	Tax Return Ref.	Amount
<b>Total Australian Franking Credits from a New Zealand Company</b>			<b>E</b>	<b>0.00</b>
<b>Total Transfers from Foreign Funds</b>			<b>F</b>	<b>0.00</b>
<b>Total Gross Payments where ABN not quoted</b>			<b>H</b>	<b>0.00</b>
<b>Total Gross Distribution from Partnerships</b>			<b>I</b>	<b>0.00</b>
<b>Total Unfranked Dividend Amount</b>			<b>J</b>	<b>0.00</b>
<b>Franked Dividend Amount</b>				
FMG FINAL DIV	FMG: Fortescue Metals Group Ltd	03 Oct 2017	K	750.00
FMG INTERIM DIV	FMG: Fortescue Metals Group Ltd	05 Apr 2018	K	330.00
IVC 18.5C FRANKED @ 30%; DRP NIL DISCOUNT	IVC: Invocare Limited	06 Oct 2017	K	92.50
IVC FNL DIV	IVC: Invocare Limited	06 Apr 2018	K	137.50
WDE 1C FRANKED @ 27.5%; DRP	WDE: Wealth Defender Equities Limited	29 Sep 2017	K	52.00
WDE 2C FRANKED @ 27.5%; DRP	WDE: Wealth Defender Equities Limited	20 Apr 2018	K	105.28
<i>Less Rounding</i>			K	(0.28)
<b>Total Franked Dividend Amount</b>			<b>K</b>	<b>1,467.00</b>
<b>Dividend Franking Credit</b>				
FMG FINAL DIV	FMG: Fortescue Metals Group Ltd	03 Oct 2017	L	321.43
FMG INTERIM DIV	FMG: Fortescue Metals Group Ltd	05 Apr 2018	L	141.43
IVC 18.5C FRANKED @ 30%; DRP NIL DISCOUNT	IVC: Invocare Limited	06 Oct 2017	L	39.64
IVC FNL DIV	IVC: Invocare Limited	06 Apr 2018	L	58.93
WDE 1C FRANKED @ 27.5%; DRP	WDE: Wealth Defender Equities Limited	29 Sep 2017	L	19.72
WDE 2C FRANKED @ 27.5%; DRP	WDE: Wealth Defender Equities Limited	20 Apr 2018	L	39.93
<i>Less Rounding</i>			L	(0.08)
<b>Total Dividend Franking Credit</b>			<b>L</b>	<b>621.00</b>
<b>Gross Trust Distributions</b>				
DWL distribution Jun 17	DWL1: DWL Managed Discretionary Account	02 Aug 2017	M	5,196.49
WBC - RTGS	DWL1: DWL Managed Discretionary Account	24 Oct 2017	M	844.67
WBC - RTGS	DWL1: DWL Managed Discretionary Account	16 Jan 2018	M	314.54
WBC - RTGS	DWL1: DWL Managed Discretionary Account	17 Apr 2018	M	1,380.39
Distribution - Tax Statement	DWL1: DWL Managed Discretionary Account	30 Jun 2018	M	(1,141.31)
Gross up distribution for deductible adviser fees	DWL1: DWL Managed Discretionary Account	30 Jun 2018	M	1,221.64
Jun 18 distbn	DWL1: DWL Managed Discretionary Account	30 Jun 2018	M	103.34
DIF2 SPECIALDIST	MAQ0816AU: Charter Hall Direct Industrial Fund No. 2 Wholesale	20 Jul 2017	M	7,809.15
CHDIF2 DIST	MAQ0816AU: Charter Hall Direct Industrial Fund No. 2 Wholesale	16 Oct 2017	M	2,847.09
CHDIF2 DIST	MAQ0816AU: Charter Hall Direct Industrial Fund No. 2 Wholesale	15 Jan 2018	M	2,847.09
CHDIF2 DIST	MAQ0816AU: Charter Hall Direct Industrial Fund No. 2 Wholesale	16 Apr 2018	M	2,847.09
Distribution - Tax Statement	MAQ0816AU: Charter Hall Direct Industrial Fund No. 2 Wholesale	30 Jun 2018	M	(1,838.59)
Distribution - Tax Statement	MAQ0816AU: Charter Hall Direct Industrial Fund No. 2 Wholesale	30 Jun 2018	M	(5,042.99)
Distribution - Tax Statement	MAQ0816AU: Charter Hall Direct Industrial Fund No. 2 Wholesale	30 Jun 2018	M	(1,838.59)
Distribution - Tax Statement	MAQ0816AU: Charter Hall Direct Industrial Fund No. 2 Wholesale	30 Jun 2018	M	(1,838.59)
Distribution - Tax Statement	MAQ0816AU: Charter Hall Direct Industrial Fund No. 2 Wholesale	30 Jun 2018	M	(1,838.59)
MAQ0816AU Distribution - Cash	MAQ0816AU: Charter Hall Direct Industrial Fund No. 2 Wholesale	30 Jun 2018	M	2,847.09



**ALVIVAL SUPER FUND**  
**Statement of Taxable Income**  
**For the Period from 1 July 2017 to 30 June 2018**

Description	Investment Reference	Date	Tax Return Ref.	Amount
CHDOF WHL A DIST	MAQ0842AU: Charter Hall Direct Office Fund - Wholesale A	16 Oct 2017	M	6,172.57
CHDOF WHL A DIST	MAQ0842AU: Charter Hall Direct Office Fund - Wholesale A	15 Jan 2018	M	6,910.02
CHDOF WHL A DIST	MAQ0842AU: Charter Hall Direct Office Fund - Wholesale A	16 Apr 2018	M	6,910.02
Distribution - Tax Statement	MAQ0842AU: Charter Hall Direct Office Fund - Wholesale A	30 Jun 2018	M	(3,976.29)
Distribution - Tax Statement	MAQ0842AU: Charter Hall Direct Office Fund - Wholesale A	30 Jun 2018	M	(3,976.29)
Distribution - Tax Statement	MAQ0842AU: Charter Hall Direct Office Fund - Wholesale A	30 Jun 2018	M	(3,976.29)
Distribution - Tax Statement	MAQ0842AU: Charter Hall Direct Office Fund - Wholesale A	30 Jun 2018	M	(3,551.93)
MAQ0842AU Distribution - Cash	MAQ0842AU: Charter Hall Direct Office Fund - Wholesale A	30 Jun 2018	M	6,910.02
CHDIF4 DIST	MAQ0854AU: Charter Hall Direct Industrial Fund No.4	16 Oct 2017	M	2,411.66
CHDIF4 DIST	MAQ0854AU: Charter Hall Direct Industrial Fund No.4	15 Jan 2018	M	2,411.66
CHDIF4 DIST	MAQ0854AU: Charter Hall Direct Industrial Fund No.4	16 Apr 2018	M	2,411.66
Distribution - Tax Statement	MAQ0854AU: Charter Hall Direct Industrial Fund No.4	30 Jun 2018	M	(1,409.98)
Distribution - Tax Statement	MAQ0854AU: Charter Hall Direct Industrial Fund No.4	30 Jun 2018	M	(1,409.98)
Distribution - Tax Statement	MAQ0854AU: Charter Hall Direct Industrial Fund No.4	30 Jun 2018	M	(1,409.98)
Distribution - Tax Statement	MAQ0854AU: Charter Hall Direct Industrial Fund No.4	30 Jun 2018	M	(1,409.98)
MAQ0854AU Distribution - Cash	MAQ0854AU: Charter Hall Direct Industrial Fund No.4	30 Jun 2018	M	2,411.66
<i>Less Rounding</i>			M	(0.47)
<b>Total Gross Trust Distributions</b>			<b>M</b>	<b>30,148.00</b>
<b>Total Assessable Employer Contributions</b>			<b>R1</b>	<b>0.00</b>
<b>Total Assessable Personal Contributions</b>			<b>R2</b>	<b>0.00</b>
<b>Total No-TFN quoted contributions</b>			<b>R3</b>	<b>0.00</b>
<b>Total Transfer of Liability to life insurance company or PST</b>			<b>R6</b>	<b>0.00</b>
<b>Total Assessable Contributions</b>			<b>R</b>	<b>0.00</b>
<b>Total Other Income</b>			<b>S</b>	<b>0.00</b>
<b>Total Assessable Income Due to Changed Tax Status of Fund</b>			<b>T</b>	<b>0.00</b>
<b>Total Net Non-arm's Length Income</b>			<b>U</b>	<b>0.00</b>
<b>Exempt Current Pension Income</b>				
Exempt Current Pension Income	Dividend Franking Credit	30 Jun 2018	Y	(621.00)
Exempt Current Pension Income	Franked Dividend Amount	30 Jun 2018	Y	(1,467.00)
Exempt Current Pension Income	Gross Interest	30 Jun 2018	Y	(490.00)
Exempt Current Pension Income	Gross Trust Distributions	30 Jun 2018	Y	(30,148.00)
<b>Total Exempt Current Pension Income</b>			<b>Y</b>	<b>(32,726.00)</b>
<b>Total Assessable Income</b>				<b>0.00</b>
<b><u>Deductions</u></b>			<b>Section C</b>	
<b>Total Interest Expenses within Australia</b>			<b>A</b>	<b>0.00</b>
<b>Total Interest Expenses Overseas</b>			<b>B</b>	<b>0.00</b>

**ALVIVAL SUPER FUND**  
**Statement of Taxable Income**  
**For the Period from 1 July 2017 to 30 June 2018**

Description	Investment Reference	Date	Tax Return Ref.	Amount
<b>Total Capital Works Deductions</b>			<b>D</b>	<b>0.00</b>
<b>Total Deduction for Decline in Value of Depreciating Assets</b>			<b>E</b>	<b>0.00</b>
<b>Total Death or Disability Premiums</b>			<b>F</b>	<b>0.00</b>
<b>Total Death Benefit Increase</b>			<b>G</b>	<b>0.00</b>
<b>Approved Auditor Fee</b>				
AA - ACCOUNTING FEES		05 Jun 2018	H	220.00
Less Current Pension Deductions		30 Jun 2018	H	(220.00)
<b>Total Approved Auditor Fee</b>			<b>H</b>	<b>0.00</b>
<b>Investment Expenses</b>				
DWL admin & account keeping fees FY	DWL1: DWL Managed Discretionary Account	30 Jun 2018	I	1,221.64
Less Current Pension Deductions		30 Jun 2018	I	(1,221.64)
<b>Total Investment Expenses</b>			<b>I</b>	<b>0.00</b>
<b>Management and Administration Expenses</b>				
BPAY ASIC FEES		24 May 2018	J	48.00
AA - ACCOUNTING FEES		05 Jun 2018	J	583.00
Adviser Fee CHDIF 4		29 Jun 2018	J	545.61
Adviser Fee CHDIF2		29 Jun 2018	J	506.25
Adviser Fee CHDIOF WA		29 Jun 2018	J	1,367.50
Less Current Pension Deductions		30 Jun 2018	J	(3,050.36)
<b>Total Management and Administration Expenses</b>			<b>J</b>	<b>0.00</b>
<b>Total Forestry Managed Investment Scheme Deduction</b>			<b>U</b>	<b>0.00</b>
<b>Other Deductions</b>				
CHQS MEMBER CHEQUING #1		29 Jun 2018	L	259.00
Less Current Pension Deductions		30 Jun 2018	L	(259.00)
<b>Total Other Deductions</b>			<b>L</b>	<b>0.00</b>
<b>Tax Losses Deducted</b>				
Tax Losses Brought Forward		30 Jun 2018	M	0.00
Less Net Exempt Income		30 Jun 2018	M	0.00
<b>Total Tax Losses Deducted</b>			<b>M</b>	<b>0.00</b>
<b>Total Deductions</b>				<b>0.00</b>
<b>Taxable Income or Loss</b>			(V - N) <b>O</b>	<b>0.00</b>

**Income Tax Calculation Statement**

**Section D**

**Gross Tax**

Gross Tax @ 15% for Concessional Income		30 Jun 2018	T1	0.00
Gross Tax @ 45% for Net Non-Arm's Length Income		30 Jun 2018	T1	0.00
No-TFN Quoted Contributions @ 32%		30 Jun 2018	J	0.00

**Total Gross Tax** **0.00**

**Total Credit: Foreign Tax Income Offset** **0.00**

**Total Credit: Rebates and Tax Offset** **0.00**

**ALVIVAL SUPER FUND**  
**Statement of Taxable Income**  
**For the Period from 1 July 2017 to 30 June 2018**

Description	Investment Reference	Date	Tax Return Ref.	Amount
<b>Rebates and Offsets</b>			<b>C</b>	<b>0.00</b>
<b>SUBTOTAL</b>				<b>0.00</b>
<b>Credit: Refundable Franking Credits</b>				
Distribution - Tax Statement	DWL1: DWL Managed Discretionary Account	30 Jun 2018	E1	787.81
FMG FINAL DIV	FMG: Fortescue Metals Group Ltd	03 Oct 2017	E1	321.43
FMG INTERIM DIV	FMG: Fortescue Metals Group Ltd	05 Apr 2018	E1	141.43
IVC 18.5C FRANKED @ 30%; DRP NIL DISCOUNT	IVC: Invocare Limited	06 Oct 2017	E1	39.64
IVC FNL DIV	IVC: Invocare Limited	06 Apr 2018	E1	58.93
WDE 1C FRANKED @ 27.5%; DRP	WDE: Wealth Defender Equities Limited	29 Sep 2017	E1	19.72
WDE 2C FRANKED @ 27.5%; DRP	WDE: Wealth Defender Equities Limited	20 Apr 2018	E1	39.93
<b>Total Credit: Refundable Franking Credits</b>			<b>E1</b>	<b>1,408.89</b>
<b>Total Credit: No-TFN Tax Offset</b>			<b>E2</b>	<b>0.00</b>
<b>Total Credit: Refundable National Rental Affordability Scheme Tax Offset</b>			<b>E3</b>	<b>0.00</b>
<b>Total Credit: Interest on Early Payments</b>			<b>H1</b>	<b>0.00</b>
<b>Total Credit: Foreign Resident Withholding</b>			<b>H2</b>	<b>0.00</b>
<b>Total Credit: ABN/TFN Not Quoted (Non-Individual)</b>			<b>H3</b>	<b>0.00</b>
<b>Total Credit: Interest on No-TFN Tax Offset</b>			<b>H6</b>	<b>0.00</b>
<b>Total Eligible Credits</b>				<b>0.00</b>
<b>Net Tax Payable</b>				<b>(1,408.89)</b>
<b>Total PAYG Instalments Raised</b>			<b>K</b>	<b>0.00</b>
<b>Total Supervisory Levy</b>			<b>L</b>	<b>259.00</b>
<b>Total Supervisory Levy Adjustment for Wound Up Funds</b>			<b>M</b>	<b>0.00</b>
<b>Total Supervisory Levy Adjustment for New Funds</b>			<b>N</b>	<b>0.00</b>
<b>Total Amount Due / (Refundable)</b>				<b>(1,149.89)</b>

---

**ALVIVAL SUPER FUND**  
**Foreign Income and Expenses Worksheet**  
**For the period 1 July 2017 to 30 June 2018**

---

Date	Description	Code	Market	Foreign Amount			Xrate	RBA Rate	Variance	AUD Amount		
				Gross	WHT	Net				Gross	WHT	Net

---

Currency:

---

# ALVIVAL SUPER FUND

## Tax Accounting Reconciliation

For the period 1 July 2017 to 30 June 2018

---

<b>Operating Statement Profit vs. Provision for Income Tax</b>		<b>2018</b>
		<b>\$</b>
<b>Benefits Accrued as a Result of Operations before Income Tax</b>		<b>89,973.20</b>
<b><u>ADD:</u></b>		
Pension Non-deductible Expenses		4,751.00
Pensions Paid		40,000.00
<b><u>LESS:</u></b>		
Increase in Market Value		55,150.06
Pension Exempt Income		32,726.00
Distributed Capital Gains		14,064.70
Non-Taxable Contributions		11,400.00
Non-Taxable Income		21,382.49
Rounding		0.95
<b>Taxable Income or Loss</b>		<b>0.00</b>

	<b>Income Amount</b>	<b>Tax Amount</b>
Gross Tax @ 15% for Concessional Income	0.00	0.00
Gross Tax @ 45% for Net Non-Arm's Length Income	0.00	0.00
No-TFN Quoted Contributions @ 32%	0.00	0.00
Change in Carried Forward Losses	0.00	0.00
<b>Provision for Income Tax</b>		<b>0.00</b>

### **Provision for Income Tax vs. Income Tax Expense**

---

<b>Provision for Income Tax</b>	<b>0.00</b>
<b>Income Tax Expense</b>	<b>0.00</b>

### **Provision for Income Tax vs. Income Tax Payable**

---

<b>Provision for Income Tax</b>	<b>0.00</b>
<b><u>LESS:</u></b>	
Franking Credits	1,408.89
<b>Income Tax Payable (Receivable)</b>	<b>(1,408.89)</b>

### **Exempt Current Pension Income Settings**

---

Pension Exempt % (Actuarial)	100.0000%
Pension Exempt % (Expenses)	100.0000%
Assets Segregated For Pensions	No