

Gary Olsen Superannuation Fund

Reports Index

Statement of Financial Position

Operating Statement

Notes to the Financial Statements

Trustees Declaration

Compilation Report

Members Statement

Trustee Minute / Resolution

Statement of Taxable Income

Investment Summary

Investment Income

Realised Capital Gains

SMSF Annual Return

Capital Gains Schedule

Losses Schedule

General Ledger - Audit View

Trial Balance

Gary Olsen Superannuation Fund
Statement of Financial Position

As at 30 June 2021

	Note	2021 \$	2020 \$
Assets			
Investments			
Managed Investments (Australian)	2	2,006,459.41	1,791,061.82
Shares in Listed Companies (Australian)	3	127,200.00	72,000.00
Units in Listed Unit Trusts (Australian)	4	291,642.12	233,840.83
Total Investments		<u>2,425,301.53</u>	<u>2,096,902.65</u>
Other Assets			
Distributions Receivable		79,053.66	63,661.18
Macquarie - Cash Management Account		1,770.85	870.25
UBank - SMSF Saver		41.40	13,374.21
AMP SuperEdge Saver		54,065.98	32,067.63
AMP Notice Account		31,534.20	31,245.30
AMP TD 559		100,000.00	100,000.00
UBank TD 5507		100,000.00	100,000.00
Income Tax Refundable		3,898.87	5,235.27
Total Other Assets		<u>370,364.96</u>	<u>346,453.84</u>
Total Assets		<u>2,795,666.49</u>	<u>2,443,356.49</u>
Net assets available to pay benefits		<u>2,795,666.49</u>	<u>2,443,356.49</u>
Represented by:			
Liability for accrued benefits allocated to members' accounts			
	6, 7		
Olsen, Gary Ormonde Ernest - Pension (Account Based Pension 2)		995,810.63	890,782.97
Olsen, Gary Ormonde Ernest - Pension (Pension)		972,934.17	851,724.95
Olsen, Gary Ormonde Ernest - Accumulation		826,921.69	700,848.57
Total Liability for accrued benefits allocated to members' accounts		<u>2,795,666.49</u>	<u>2,443,356.49</u>

The accompanying notes form part of these financial statements.

Gary Olsen Superannuation Fund

Operating Statement

For the year ended 30 June 2021

	Note	2021 \$	2020 \$
Income			
Investment Income			
Trust Distributions	10	104,756.17	90,823.99
Dividends Received	9	4,000.00	16,058.18
Interest Received		4,420.05	10,253.12
Investment Gains			
Changes in Market Values	11	328,398.88	(78,134.85)
Total Income		<u>441,575.10</u>	<u>39,000.44</u>
Expenses			
Accountancy Fees		3,190.00	3,190.00
Administration Costs		275.00	275.00
ATO Supervisory Levy		259.00	259.00
Auditor's Remuneration		495.00	495.00
		<u>4,219.00</u>	<u>4,219.00</u>
Member Payments			
Pensions Paid		88,944.97	43,810.00
Total Expenses		<u>93,163.97</u>	<u>48,029.00</u>
Benefits accrued as a result of operations before income tax			
		<u>348,411.13</u>	<u>(9,028.56)</u>
Income Tax Expense	12	(3,898.87)	(5,235.27)
Benefits accrued as a result of operations		<u>352,310.00</u>	<u>(3,793.29)</u>

The accompanying notes form part of these financial statements.

Notes to the Financial Statements

For the year ended 30 June 2021

Note 1: Summary of Significant Accounting Policies

The trustees have prepared the financial statements on the basis that the superannuation fund is a non-reporting entity because there are no users dependent on general purpose financial statements. The financial statements are therefore special purpose financial statements that have been prepared in order to meet the requirements of the Superannuation Industry (Supervision) Act 1993 and accompanying Regulations, the trust deed of the fund and the needs of members.

The financial statements have also been prepared on a cash basis and are based on historical costs, except for investments, which have been measured at market values.

The following significant accounting policies, which are consistent with the policies applied in the previous period unless otherwise stated, have been adopted in the preparation of the financial statements.

The financial statements were authorised for issue by the Director(s).

a. Measurement of Investments

The fund initially recognises:

- (i) an investment when it controls the future economic benefits expected to flow from the asset. For financial assets, the trade date is considered to be the date on which control of the future economic benefits attributable to the asset passes to the fund; and
- (ii) a financial liability on the date it becomes a party to the contractual provisions of the instrument.

Investments of the fund have been measured at their market values, which refers to the amount that a willing buyer could reasonably be expected to pay to acquire the asset from a willing seller if the following assumptions were made:

- that the buyer and the seller deal with each other at arm's length in relation to the sale;
- that the sale occurred after proper marketing of the asset; and
- that the buyer and the seller acted knowledgeably and prudentially in relation to the sale.

Market values have been determined as follows:

- (i) shares and other securities listed on the Australian Securities Exchange by reference to the relevant market quotations at the end of the reporting period;
- (ii) units in managed funds by reference to the unit redemption price at the end of the reporting period;
- (iii) fixed-interest securities by reference to the redemption price at the end of the reporting period;
- (iv) unlisted investments are stated at trustees' assessment based on estimated market value at balance date or where necessary, an external valuer's opinion; and
- (v) investment properties at the trustees' assessment of the market value or where necessary a qualified independent valuer's opinion at the end of reporting period.

Financial liabilities, such as trade creditors and other payables, are measured at the gross value of the outstanding balance at the end of the reporting period. The trustees have determined that the gross values of the fund's financial liabilities are equivalent to their market values. Any remeasurement changes in the gross values of non-current financial liabilities (including liabilities for members' accrued benefits) are recognised in the operating statement in the periods in which they occur.

b. Cash and Cash Equivalents

Cash and cash equivalents include cash on hand and at call, deposits with banks and short-term, highly liquid investments that are readily convertible to cash and subject to an insignificant risk of change in value.

c. Revenue

Revenue is recognised at the fair value of the consideration received or receivable.

Interest revenue

Interest revenue is recognised in respect of fixed-interest securities, and cash and cash equivalent balances. Interest revenue is recognised upon receipt.

Notes to the Financial Statements

For the year ended 30 June 2021

Dividend revenue

Dividend revenue is recognised when the dividend has been paid or, in the case of dividend reinvestment schemes, when the dividend is credited to the benefit of the fund.

Rental revenue

Rental revenue arising from operating leases on investment properties is recognised upon receipt.

Distribution revenue

Distributions from unit trusts and managed funds are recognised as at the date the unit value is quoted ex-distribution and if not received at the end of the reporting period, are reflected in the statement of financial position as a receivable at market value.

Remeasurement changes in market values

Remeasurement changes in the market values of assets are recognised as income and are determined as the difference between the market value at year-end or consideration received (if sold during the year) and the market value as at the prior year-end or cost (if the investment was acquired during the period).

d. Liability for Accrued Benefits

The liability for accrued benefits represents the fund's present obligation to pay benefits to members and beneficiaries and has been calculated as the difference between the carrying amount of the assets and the carrying amount of the other payables and income tax liabilities as at the end of the reporting period.

e. Critical Accounting Estimates and Judgements

The preparation of financial statements requires the trustees to make judgements, estimates and assumptions that affect the application of accounting policies and the reported amounts of assets and liabilities, income and expenses. Actual results may differ from these estimates.

Estimates and underlying assumptions are reviewed on an ongoing basis. Revisions to accounting estimates are recognised in the period in which the estimate is revised and in any future period affected.

Note 2: Managed Investments (Australian)

	2021 \$	2020 \$
Ausbil Ausbil MicroCap Fd	109,403.00	71,593.43
BlackRock Adv Aust Equity Fund	92,597.22	73,644.04
Charter Hall Maxim Property Secs Fd	46,619.22	35,151.16
Cromwell Phoenix Prop Sec Fund	41,745.32	32,376.48
Pimco Aust Bond Fund - Wholesale	139,469.81	143,537.21
Fidelity Aust Equities Fd	90,203.36	75,434.66
Greencape Broadcap Fund	95,122.64	80,299.58
Investors Mutual Australian Share F	77,846.72	71,289.39
Macquarie Income Opp Fund	135,374.94	139,535.36
IFP Global Franchise	133,469.14	130,491.72

Gary Olsen Superannuation Fund

Notes to the Financial Statements

For the year ended 30 June 2021

Macq Australian Shares Fund	94,021.89	79,219.93
Macquarie Aust Small Comps Fund	107,530.58	81,019.81
Arrowstreet Global Equity Fund	171,822.55	164,166.65
Magellan Global Fd	110,183.17	107,559.37
Perpetual's Wholesale Australian Share Fund	139,918.08	103,032.98
UBS Australian Bond Fund	135,964.80	142,457.47
Schroder Fixed Income Fd Ws Class	142,926.71	144,176.30
Schroder Wholesale Aust Equity Fund	142,240.26	116,076.28
	<hr/>	<hr/>
	2,006,459.41	1,791,061.82

Note 3: Shares in Listed Companies (Australian)

	2021 \$	2020 \$
Pm Capital Global Opportunities Fund Limited - Ordinary Fully Paid	127,200.00	72,000.00
	<hr/>	<hr/>
	127,200.00	72,000.00

Note 4: Units in Listed Unit Trusts (Australian)

	2021 \$	2020 \$
Ishares Europe ETF - Chess Depository Interests 1:1 Isheu350	101,528.00	83,370.00
Vanguard Msci Index International Shares Etf	95,853.88	76,024.43
Spdr S&p World Ex Australia Fund	94,260.24	74,446.40
	<hr/>	<hr/>
	291,642.12	233,840.83

Note 6: Liability for Accrued Benefits

	2021 \$	2020 \$
Liability for accrued benefits at beginning of year	2,443,356.49	2,506,079.78
Benefits accrued as a result of operations	352,310.00	(3,793.29)
Current year member movements	0.00	(58,930.00)
	<hr/>	<hr/>
Liability for accrued benefits at end of year	2,795,666.49	2,443,356.49

Note 7: Vested Benefits

Gary Olsen Superannuation Fund

Notes to the Financial Statements

For the year ended 30 June 2021

Vested benefits are benefits which are not conditional upon continued membership of the fund (or any factor other than resignation from the plan) and include benefits which members were entitled to receive had they terminated their fund membership as at the end of the reporting period.

	2021 \$	2020 \$
Vested Benefits	2,795,666.49	2,443,356.49

Note 8: Guaranteed Benefits

No guarantees have been made in respect of any part of the liability for accrued benefits.

Note 9: Dividends

	2021 \$	2020 \$
BHP Group Limited	0.00	1,296.21
Crown Resorts Limited - Ordinary Fully Paid	0.00	810.00
Insurance Australia Group Limited - Ordinary Fully Paid	0.00	1,268.80
Macquarie Group Limited	0.00	5,674.40
National Australia Bank Limited	0.00	3,095.90
Pm Capital Global Opportunities Fund Limited - Ordinary Fully Paid	4,000.00	3,200.00
Woodside Petroleum Ltd	0.00	712.87
	4,000.00	16,058.18

Gary Olsen Superannuation Fund

Notes to the Financial Statements

For the year ended 30 June 2021

Note 10: Trust Distributions

	2021 \$	2020 \$
Macq Australian Shares Fund	4,775.01	3,066.45
Cromwell Phoenix Prop Sec Fund	1,547.87	1,367.15
Greencape Broadcap Fund	6,138.85	569.83
Pimco Aust Bond Fund - Wholesale	2,124.25	4,115.96
BlackRock Adv Aust Equity Fund	2,382.50	1,539.05
Investors Mutual Australian Share F	4,196.80	4,979.31
Schroder Fixed Income Fd Ws Class	2,601.45	2,860.60
Fidelity Aust Equities Fd	3,917.45	4,950.12
Macquarie Aust Small Comps Fund	1,102.87	716.65
UBS Australian Bond Fund	5,950.84	6,599.92
Magellan Global Fd	4,091.49	4,304.68
Ausbil Ausbil MicroCap Fd	10,169.56	1,534.74
Vanguard Msci Index International Shares Etf	1,856.32	1,889.47
Ishares Europe ETF - Chess Depository Interests 1:1 Isheu350	1,900.71	1,336.48
Spdr S&p World Ex Australia Fund	1,349.41	1,699.25
Charter Hall Maxim Property Secs Fd	943.26	949.91
Perpetual's Wholesale Australian Share Fund	1,950.37	3,899.36
Macquarie Income Opp Fund	4,960.11	6,124.39
Schroder Wholesale Aust Equity Fund	3,240.41	3,919.12
Arrowstreet Global Equity Fund	31,908.99	15,836.21
IFP Global Franchise	7,647.65	13,889.74
Gpt Group - Stapled Securities Fully Paid	0.00	1,546.98
Apa Group - Units Fully Paid Stapled Securities	0.00	2,612.55
Lend Lease Group - Unit/Ordinary Fully Paid Stapled Securities	0.00	516.07
	104,756.17	90,823.99

Note 11: Changes in Market ValuesUnrealised Movements in Market Value

	2021 \$	2020 \$
Managed Investments (Australian)		
Arrowstreet Global Equity Fund	7,655.90	4,440.13
Ausbil Ausbil MicroCap Fd	37,809.57	(13,406.57)
BlackRock Adv Aust Equity Fund	18,953.18	(11,355.96)
Charter Hall Maxim Property Secs Fd	11,468.06	(9,848.84)

Gary Olsen Superannuation Fund

Notes to the Financial Statements

For the year ended 30 June 2021

Cromwell Phoenix Prop Sec Fund	9,368.84	(12,623.52)
Fidelity Aust Equities Fd	14,768.70	(9,565.34)
Greencape Broadcap Fund	14,823.06	(4,700.42)
IFP Global Franchise	2,977.42	8,598.37
Investors Mutual Australian Share F	6,557.33	(13,710.61)
Macq Australian Shares Fund	14,801.96	(5,780.07)
Macquarie Aust Small Comps Fund	26,510.77	(3,980.19)
Macquarie Income Opp Fund	(4,160.42)	(2,133.03)
Magellan Global Fd	2,623.80	2,559.37
Perpetual's Wholesale Australian Share Fund	36,885.10	(13,694.03)
Pimco Aust Bond Fund - Wholesale	(4,067.40)	(4,165.10)
Schroder Fixed Income Fd Ws Class	(1,249.59)	3,587.19
Schroder Wholesale Aust Equity Fund	26,163.98	(16,292.44)
UBS Australian Bond Fund	(6,492.67)	138.07
	<hr/>	<hr/>
	215,397.59	(101,932.99)
	<hr/>	<hr/>
Shares in Listed Companies (Australian)		
BHP Group Limited	0.00	(6,530.60)
Crown Resorts Limited - Ordinary Fully Paid	0.00	6,158.56
Insurance Australia Group Limited - Ordinary Fully Paid	0.00	(9,598.94)
Macquarie Group Limited	0.00	(32,426.31)
National Australia Bank Limited	0.00	9,172.14
Platinum Asset Management Limited - Ordinary Fully Paid	0.00	7,528.93
Pm Capital Global Opportunities Fund Limited - Ordinary Fully Paid	55,200.00	(15,600.00)
Woodside Petroleum Ltd	0.00	(1,788.73)
	<hr/>	<hr/>
	55,200.00	(43,084.95)
	<hr/>	<hr/>
Units in Listed Unit Trusts (Australian)		
Apa Group - Units Fully Paid Stapled Securities	0.00	(19,332.38)
Gpt Group - Stapled Securities Fully Paid	0.00	(16,048.00)
Ishares Europe ETF - Chess Depository Interests 1:1 Isheu350	18,158.00	(5,908.00)
Lend Lease Group - Unit/Ordinary Fully Paid Stapled Securities	0.00	19,819.50

Gary Olsen Superannuation Fund

Notes to the Financial Statements

For the year ended 30 June 2021

Spdr S&p World Ex Australia Fund	19,813.84	1,279.49
Vanguard Msci Index International Shares Etf	19,829.45	1,264.15
	57,801.29	(18,925.24)
Total Unrealised Movement	328,398.88	(163,943.18)

Realised Movements in Market Value

	2021 \$	2020 \$
Shares in Listed Companies (Australian)		
BHP Group Limited	0.00	2,015.37
Crown Resorts Limited - Ordinary Fully Paid	0.00	(6,101.78)
Insurance Australia Group Limited - Ordinary Fully Paid	0.00	6,660.91
Macquarie Group Limited	0.00	43,975.15
National Australia Bank Limited	0.00	(8,555.94)
Platinum Asset Management Limited - Ordinary Fully Paid	0.00	(7,441.13)
Woodside Petroleum Ltd	0.00	(1,208.90)
	0.00	29,343.68
Units in Listed Unit Trusts (Australian)		
Apa Group - Units Fully Paid Stapled Securities	0.00	23,715.86
Gpt Group - Stapled Securities Fully Paid	0.00	16,235.62
Lend Lease Group - Unit/Ordinary Fully Paid Stapled Securities	0.00	16,513.17
	0.00	56,464.65
Total Realised Movement	0.00	85,808.33
Total Market Movement	328,398.88	(78,134.85)

Note 12: Income Tax Expense

	2021 \$	2020 \$
The components of tax expense comprise		
Current Tax	(3,898.87)	(5,235.27)
Income Tax Expense	(3,898.87)	(5,235.27)

Gary Olsen Superannuation Fund

Notes to the Financial Statements

For the year ended 30 June 2021

The prima facie tax on benefits accrued before income tax is reconciled to the income tax as follows:

Prima facie tax payable on benefits accrued before income tax at 15%	52,261.67	(1,354.28)
Less:		
Tax effect of:		
Increase in MV of Investments	49,259.83	0.00
Exempt Pension Income	12,398.85	20,598.30
Realised Accounting Capital Gains	0.00	12,871.25
Accounting Trust Distributions	15,713.43	13,623.60
Add:		
Tax effect of:		
Decrease in MV of Investments	0.00	24,591.48
Pension non deductible expenses	420.00	421.95
Pension Payments	13,341.75	6,571.50
Franking Credits	1,247.94	1,924.19
Foreign Credits	257.12	302.43
Net Capital Gains	7,883.10	14,752.20
Taxable Trust Distributions	4,709.19	5,600.28
Distributed Foreign Income	2,173.93	2,459.81
Rounding	0.11	(0.36)
Income Tax on Taxable Income or Loss	<u>4,922.70</u>	<u>8,176.05</u>
Less credits:		
Franking Credits	8,319.59	12,827.94
Foreign Credits	501.98	583.38
Current Tax or Refund	<u>(3,898.87)</u>	<u>(5,235.27)</u>

Trustees Declaration

The directors of the trustee company have determined that the fund is not a reporting entity and that the special purpose financial statements should be prepared in accordance with the accounting policies described in Note 1 to the financial statements.

In the opinion of the directors of the trustee company:

- (i) the financial statements and notes to the financial statements for the year ended 30 June 2021 present fairly, in all material respects, the financial position of the superannuation fund at 30 June 2021 and the results of its operations for the year then ended in accordance with the accounting policies described in Note 1 to the financial statements;
- (ii) the financial statements and notes to the financial statements have been prepared in accordance with the requirements of the trust deed; and
- (iii) the operation of the superannuation fund has been carried out in accordance with its trust deed and in compliance with the requirements of the Superannuation Industry (Supervision) Act 1993 and associated Regulations during the year ended 30 June 2021.

Signed in accordance with a resolution of the directors of the trustee company by:

.....
Gary Ormonde Ernest Olsen
Furniture Discounts Pty Ltd
Director

Dated this day of2021

Gary Olsen Superannuation Fund

Compilation Report

We have compiled the accompanying special purpose financial statements of the Gary Olsen Superannuation Fund which comprise the statement of financial position as at 30/06/2021 the operating statement for the year then ended, a summary of significant accounting policies and other explanatory notes. The specific purpose for which the special purpose financial statements have been prepared is set out in Note 1 to the financial statements.

The Responsibility of the Trustee

The Trustee of Gary Olsen Superannuation Fund are solely responsible for the information contained in the special purpose financial statements, the reliability, accuracy and completeness of the information and for the determination that the financial reporting framework used is appropriate to meet their needs and for the purpose that the financial statements were prepared.

Our Responsibility

On the basis of information provided by the Trustee, we have compiled the accompanying special purpose financial statements in accordance with the financial reporting framework as described in Note 1 to the financial statements and APES 315: Compilation of Financial Information.

We have applied our expertise in accounting and financial reporting to compile these financial statements in accordance with the financial reporting framework described in Note 1 to the financial statements. We have complied with the relevant ethical requirements of APES 110: Code of Ethics for Professional Accountants.

Assurance Disclaimer

Since a compilation engagement is not an assurance engagement, we are not required to verify the reliability, accuracy or completeness of the information provided to us by management to compile these financial statements. Accordingly, we do not express an audit opinion or a review conclusion on these financial statements.

The special purpose financial statements were compiled exclusively for the benefit of the directors of the trustee company who are responsible for the reliability, accuracy and completeness of the information used to compile them. We do not accept responsibility for the contents of the special purpose financial statements.

Julie Chapman

of

Superannuation Professionals Pty Ltd Suite 2A, 140 Bundall Road, BUNDALL, Queensland 4217

Signed:

Dated: 13/10/2021

Gary Olsen Superannuation Fund

Members Statement

Gary Ormonde Ernest Olsen
 Ocean Sands 59/11-17 Hughes Avenue
 Main Beach, Queensland, 4217, Australia

Your Details

Date of Birth : Provided
 Age: 70
 Tax File Number: Provided
 Date Joined Fund: 03/05/2011
 Service Period Start Date: 05/02/1979
 Date Left Fund:
 Member Code: OLSGAR00001P
 Account Start Date: 30/06/2017
 Account Phase: Retirement Phase
 Account Description: Account Based Pension 2

Nominated Beneficiaries N/A
 Vested Benefits 995,810.63
 Total Death Benefit 995,810.63
 Current Salary 0.00
 Previous Salary 0.00
 Disability Benefit 0.00

Your Balance

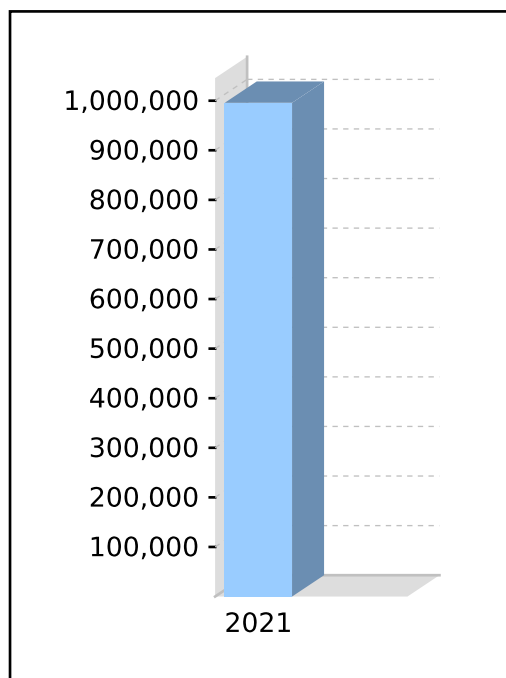
Total Benefits 995,810.63

Preservation Components

Preserved
 Unrestricted Non Preserved 995,810.63
 Restricted Non Preserved

Tax Components

Tax Free (20.20%) 201,155.84
 Taxable 794,654.79



Your Detailed Account Summary

	This Year
Opening balance at 01/07/2020	890,782.97
<u>Increases to Member account during the period</u>	
Employer Contributions	
Personal Contributions (Concessional)	
Personal Contributions (Non Concessional)	
Government Co-Contributions	
Other Contributions	
Proceeds of Insurance Policies	
Transfers In	
Net Earnings	161,022.63
Internal Transfer In	
<u>Decreases to Member account during the period</u>	
Pensions Paid	55,994.97
Contributions Tax	
Income Tax	
No TFN Excess Contributions Tax	
Excess Contributions Tax	
Refund Excess Contributions	
Division 293 Tax	
Insurance Policy Premiums Paid	
Management Fees	
Member Expenses	
Benefits Paid/Transfers Out	
Superannuation Surcharge Tax	
Internal Transfer Out	
Closing balance at 30/06/2021	995,810.63

Gary Olsen Superannuation Fund

Members Statement

Gary Ormonde Ernest Olsen
 Ocean Sands 59/11-17 Hughes Avenue
 Main Beach, Queensland, 4217, Australia

Your Details

Date of Birth : Provided
 Age: 70
 Tax File Number: Provided
 Date Joined Fund: 03/05/2011
 Service Period Start Date: 05/02/1979
 Date Left Fund:
 Member Code: OLSGAR00002P
 Account Start Date: 23/09/2015
 Account Phase: Retirement Phase
 Account Description: Pension

Nominated Beneficiaries N/A
 Vested Benefits 972,934.17
 Total Death Benefit 972,934.17
 Current Salary 0.00
 Previous Salary 0.00
 Disability Benefit 0.00

Your Balance

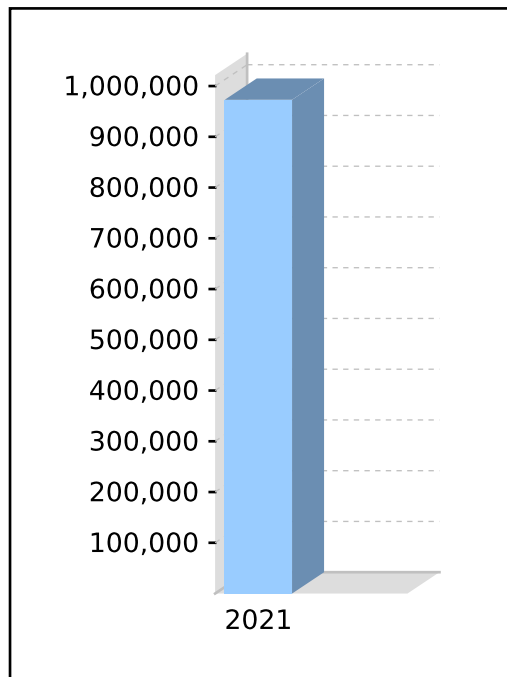
Total Benefits 972,934.17

Preservation Components

Preserved 456,809.58
 Unrestricted Non Preserved 516,124.59
 Restricted Non Preserved

Tax Components

Tax Free (81.74%) 802,364.61
 Taxable 170,569.56



Your Detailed Account Summary

	This Year
Opening balance at 01/07/2020	851,724.95
<u>Increases to Member account during the period</u>	
Employer Contributions	
Personal Contributions (Concessional)	
Personal Contributions (Non Concessional)	
Government Co-Contributions	
Other Contributions	
Proceeds of Insurance Policies	
Transfers In	
Net Earnings	154,159.22
Internal Transfer In	
<u>Decreases to Member account during the period</u>	
Pensions Paid	32,950.00
Contributions Tax	
Income Tax	
No TFN Excess Contributions Tax	
Excess Contributions Tax	
Refund Excess Contributions	
Division 293 Tax	
Insurance Policy Premiums Paid	
Management Fees	
Member Expenses	
Benefits Paid/Transfers Out	
Superannuation Surcharge Tax	
Internal Transfer Out	
Closing balance at 30/06/2021	972,934.17

Gary Olsen Superannuation Fund

Members Statement

Gary Ormonde Ernest Olsen
 Ocean Sands 59/11-17 Hughes Avenue
 Main Beach, Queensland, 4217, Australia

Your Details

Date of Birth : Provided
 Age: 70
 Tax File Number: Provided
 Date Joined Fund: 03/05/2011
 Service Period Start Date:
 Date Left Fund:
 Member Code: OLSGAR00003A
 Account Start Date 03/05/2011
 Account Phase: Accumulation Phase
 Account Description: Accumulation

Nominated Beneficiaries N/A
 Vested Benefits 826,921.69

Your Balance

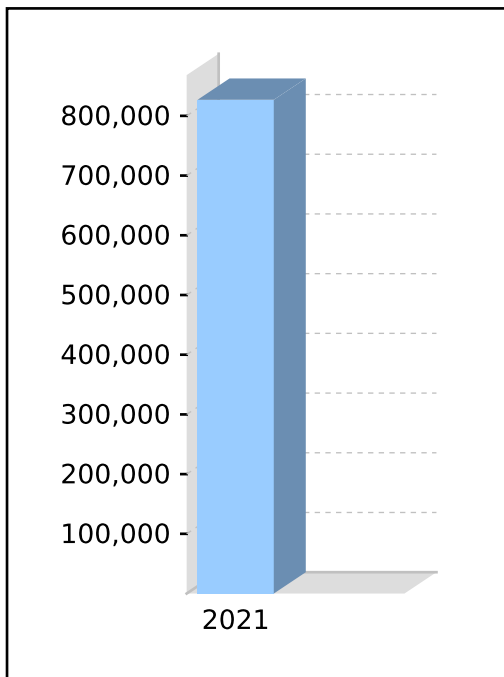
Total Benefits 826,921.69

Preservation Components

Preserved 368,857.12
 Unrestricted Non Preserved 458,064.57
 Restricted Non Preserved

Tax Components

Tax Free 481,120.43
 Taxable 345,801.26



Your Detailed Account Summary

	This Year
Opening balance at 01/07/2020	700,848.57
<u>Increases to Member account during the period</u>	
Employer Contributions	
Personal Contributions (Concessional)	
Personal Contributions (Non Concessional)	
Government Co-Contributions	
Other Contributions	
Proceeds of Insurance Policies	
Transfers In	
Net Earnings	130,995.82
Internal Transfer In	
<u>Decreases to Member account during the period</u>	
Pensions Paid	
Contributions Tax	
Income Tax	4,922.70
No TFN Excess Contributions Tax	
Excess Contributions Tax	
Refund Excess Contributions	
Division 293 Tax	
Insurance Policy Premiums Paid	
Management Fees	
Member Expenses	
Benefits Paid/Transfers Out	
Superannuation Surcharge Tax	
Internal Transfer Out	
Closing balance at 30/06/2021	826,921.69

Memorandum of Resolutions of the Director(s) of

Furniture Discounts Pty Ltd ACN: 009712136

ATF Gary Olsen Superannuation Fund

FINANCIAL STATEMENTS OF SUPERANNUATION FUND:

It was resolved that the financial statements would be prepared as special purpose financial statements as, in the opinion of the trustee(s), the superannuation fund is a non-reporting entity and therefore is not required to comply with all Australian Accounting Standards.

The Chair tabled the financial statements and notes to the financial statements of the superannuation fund in respect of the year ended 30 June 2021 and it was resolved that such statements be and are hereby adopted as tabled.

ANNUAL RETURN:

Being satisfied that the fund had complied with the requirements of the Superannuation Industry (Supervision) Act 1993 (SISA) and Regulations during the year ended 30 June 2021, it was resolved that the annual return be approved, signed and lodged with the Australian Taxation Office.

INVESTMENT STRATEGY:

The allocation of the fund's assets and the fund's investment performance over the financial year were reviewed and found to be within the acceptable ranges outlined in the investment strategy. After considering the risk, rate of return and liquidity of the investments and the ability of the fund to discharge its existing liabilities, it was resolved that the investment strategy continues to reflect the purposes and circumstances of the fund and its members. Accordingly, no changes in the investment strategy were required.

INSURANCE COVER:

The trustee(s) reviewed the current life and total and permanent disability insurance coverage on offer to the members and resolved that the current insurance arrangements were appropriate for the fund.

ALLOCATION OF INCOME:

It was resolved that the income of the fund would be allocated to the members based on their average daily balance (an alternative allocation basis may be percentage of opening balance).

INVESTMENT ACQUISITIONS:

It was resolved to ratify the investment acquisitions throughout the financial year ended 30 June 2021.

INVESTMENT DISPOSALS:

It was resolved to ratify the investment disposals throughout the financial year ended 30 June 2021.

AUDITORS:

It was resolved that

Tony Boys

of

GPO Box 3376, Rundle Mall, South Australia 5000

act as auditors of the Fund for the next financial year.

TAX AGENTS:

It was resolved that

Superannuation Professionals Pty Ltd

act as tax agents of the Fund for the next financial year.

PAYMENT OF BENEFITS:

The trustee has ensured that any payment of benefits made from the Fund, meets the requirements of the Fund's deed and does not breach the superannuation laws in relation to:

1. making payments to members; and,
2. breaching the Fund or the member investment strategy.

The trustee has reviewed the payment of the benefit and received advice that

Memorandum of Resolutions of the Director(s) of

Furniture Discounts Pty Ltd ACN: 009712136

ATF Gary Olsen Superannuation Fund

the transfer is in accordance with the Deed and the superannuation laws. As such the trustee has resolved to allow the payment of the benefits on behalf of the member.

CLOSURE:

Signed as a true record –

.....
Gary Ormonde Ernest Olsen

13 October 2021

Gary Olsen Superannuation Fund
Statement of Taxable Income

For the year ended 30 June 2021

	2021
	\$
Benefits accrued as a result of operations	348,411.13
Less	
Increase in MV of investments	328,398.88
Exempt current pension income	82,659.00
Accounting Trust Distributions	104,756.17
	<hr/> 515,814.05
Add	
SMSF non deductible expenses	2,800.00
Pension Payments	88,944.97
Franking Credits	8,319.59
Foreign Credits	1,714.11
Net Capital Gains	52,554.00
Taxable Trust Distributions	31,394.57
Distributed Foreign income	14,492.89
	<hr/> 200,220.13
SMSF Annual Return Rounding	0.79
	<hr/>
Taxable Income or Loss	32,818.00
	<hr/>
Income Tax on Taxable Income or Loss	4,922.70
Less	
Franking Credits	8,319.59
Foreign Credits	501.98
	<hr/>
CURRENT TAX OR REFUND	(3,898.87)
	<hr/>
Supervisory Levy	259.00
	<hr/>
AMOUNT DUE OR REFUNDABLE	(3,639.87)
	<hr/>

Gary Olsen Superannuation Fund

Investment Summary Report

As at 30 June 2021

Investment	Units	Market Price	Market Value	Average Cost	Accounting Cost	Unrealised Gain/(Loss)	Gain/(Loss)%	Portfolio Weight%
Cash/Bank Accounts								
AMP Notice Account		31,534.200000	31,534.20	31,534.20	31,534.20			1.16 %
AMP SuperEdge Saver		54,065.980000	54,065.98	54,065.98	54,065.98			1.99 %
AMP TD 559		100,000.000000	100,000.00	100,000.00	100,000.00			3.69 %
Macquarie - Cash Management Account		1,770.850000	1,770.85	1,770.85	1,770.85			0.07 %
UBank - SMSF Saver		41.400000	41.40	41.40	41.40			0.00 %
UBank TD 5507		100,000.000000	100,000.00	100,000.00	100,000.00			3.69 %
			287,412.43		287,412.43		0.00 %	10.60 %
Managed Investments (Australian)								
MAQ0464AU Arrowstreet Global Equity Fund	147,512.49	1.164800	171,822.55	1.05	154,876.23	16,946.32	10.94 %	6.33 %
AAP0007AU Ausbil Ausbil MicroCap Fd	22,152.26	4.938683	109,403.00	3.84	85,000.00	24,403.00	28.71 %	4.03 %
BAR0814AU BlackRock Adv Aust Equity Fund	65,650.09	1.410466	92,597.22	1.29	85,000.00	7,597.22	8.94 %	3.41 %
COL0001AU Charter Hall Maxim Property Secs Fd	41,732.36	1.117100	46,619.22	1.08	45,000.00	1,619.22	3.60 %	1.72 %
CRM0008AU Cromwell Phoenix Prop Sec Fund	32,129.09	1.299300	41,745.32	1.40	45,000.00	(3,254.68)	(7.23) %	1.54 %
FID0008AU Fidelity Aust Equities Fd	2,311.04	39.031500	90,203.36	36.78	85,000.00	5,203.36	6.12 %	3.33 %
HOW0034AU Greencape Broadcap Fund	53,129.27	1.790400	95,122.64	1.60	85,000.00	10,122.64	11.91 %	3.51 %
MAQ0404AU IFP Global Franchise	54,731.87	2.438600	133,469.14	2.25	123,070.62	10,398.52	8.45 %	4.92 %
IML0002AU Investors Mutual Australian Share F	26,451.48	2.943000	77,846.72	3.21	85,000.00	(7,153.28)	(8.42) %	2.87 %
MAQ0443AU Macq Australian Shares Fund	47,887.28	1.963400	94,021.89	1.78	85,000.00	9,021.89	10.61 %	3.47 %
MAQ0454AU Macquarie Aust Small Comps Fund	33,055.82	3.253000	107,530.58	2.57	85,000.00	22,530.58	26.51 %	3.96 %
MAQ0277AU Macquarie Income Opp Fund	140,081.68	0.966400	135,374.94	1.02	142,800.22	(7,425.28)	(5.20) %	4.99 %
MGE0001AU Magellan Global Fd	40,996.86	2.687600	110,183.17	2.56	105,000.00	5,183.17	4.94 %	4.06 %
PER0049AU Perpetual's Wholesale Australian Share Fund	90,153.40	1.552000	139,918.08	1.24	111,838.31	28,079.77	25.11 %	5.16 %

Gary Olsen Superannuation Fund

Investment Summary Report

As at 30 June 2021

Investment	Units	Market Price	Market Value	Average Cost	Accounting Cost	Unrealised Gain/(Loss)	Gain/(Loss)%	Portfolio Weight%
ETL0015AU Pimco Aust Bond Fund - Wholesale	140,255.24	0.994400	139,469.81	1.02	143,000.00	(3,530.19)	(2.47) %	5.14 %
SCH0028AU Schroder Fixed Income Fd Ws Class	121,319.68	1.178100	142,926.71	1.12	135,642.74	7,283.97	5.37 %	5.27 %
SCH0101AU Schroder Wholesale Aust Equity Fund	98,029.12	1.451000	142,240.26	1.22	120,000.00	22,240.26	18.53 %	5.24 %
SBC0813AU UBS Australian Bond Fund	122,967.17	1.105700	135,964.80	1.12	137,235.21	(1,270.41)	(0.93) %	5.01 %
			2,006,459.41		1,858,463.33	147,996.08	7.96 %	73.96 %
Shares in Listed Companies (Australian)								
PGF.AX Pm Capital Global Opportunities Fund Limited - Ordinary Fully Paid	80,000.00	1.590000	127,200.00	1.11	88,400.00	38,800.00	43.89 %	4.69 %
			127,200.00		88,400.00	38,800.00	43.89 %	4.69 %
Units in Listed Unit Trusts (Australian)								
IEU.AX Ishares Europe ETF - Chess Depository Interests 1:1 Isheu350	1,400.00	72.520000	101,528.00	60.46	84,644.00	16,884.00	19.95 %	3.74 %
WXOZ.AX Spdr S&p World Ex Australia Fund	2,312.00	40.770000	94,260.24	32.38	74,869.11	19,391.13	25.90 %	3.47 %
VGS.AX Vanguard Msci Index International Shares Etf	989.00	96.920000	95,853.88	75.62	74,784.84	21,069.04	28.17 %	3.53 %
			291,642.12		234,297.95	57,344.17	24.47 %	10.75 %
			2,712,713.96		2,468,573.71	244,140.25	9.89 %	100.00 %

Gary Olsen Superannuation Fund

Investment Income Report

As at 30 June 2021

Investment	Total Income	Franked	Unfranked	Interest/ Other	Franking Credits	Foreign Income	Foreign Credits * 1	Assessable Income	TFN Credits	Other Deductions	Distributed Capital Gains	Non-Assessable Payments
								(Excl. Capital Gains) * 2				
Bank Accounts												
AMP Notice Account	288.90			288.90	0.00	0.00	0.00	288.90			0.00	0.00
AMP SuperEdge Saver	459.21			459.21	0.00	0.00	0.00	459.21			0.00	0.00
Macquarie - Cash Management Account	0.64			0.64	0.00	0.00	0.00	0.64			0.00	0.00
UBank - SMSF Saver	61.44			61.44	0.00	0.00	0.00	61.44			0.00	0.00
	810.19			810.19	0.00	0.00	0.00	810.19			0.00	0.00
Fixed Interest Securities (Australian) - Unithised												
GAOLSF_AMAMP Term Deposit - TD 04.12.15 PTERMDEP OSI	1,504.11			1,504.11	0.00	0.00	0.00	1,504.11			0.00	0.00
	1,504.11			1,504.11	0.00	0.00	0.00	1,504.11			0.00	0.00
Managed Investments (Australian)												
MAQ0464AU Arrowstreet Global Equity Fund	31,908.99			442.95	0.00	3,532.38	503.72	4,479.05		0.00	27,933.66	0.00
AAP0007AU Ausbil Ausbil MicroCap Fd	10,169.56				241.41	0.00	0.00	241.41		0.00	10,141.17	28.39
BAR0814AU BlackRock Adv Aust Equity Fund	2,382.50	1,800.57	305.68	229.71	887.47	69.18	2.94	3,295.55		0.00	0.00	(22.64)
COL0001AU Charter Hall Maxim Property Secs Fd	943.26	37.24	84.57	549.41	23.72	0.00	0.00	694.94		0.00	0.00	272.04
CRM0008AU Cromwell Phoenix Prop Sec Fund	1,547.87	278.31	28.10	505.02	215.71	0.00	0.00	1,027.14		0.00	330.68	405.76
FID0008AU Fidelity Aust Equities Fd	3,917.45	1,177.50	173.59	19.89	760.08	1.99	0.12	2,133.17		0.00	2,544.50	(0.02)
HOW0034AU Greencape Broadcap Fund	6,138.85	779.72	145.41	167.41	574.78	81.68	19.16	1,768.16		0.00	4,925.18	39.45
MAQ0404AU IFP Global Franchise	7,647.65			6.91	0.00	1,825.08	349.84	2,181.83		0.00	5,815.66	0.00
IML0002AU Investors Mutual Australian Share F	4,196.80	644.39	229.53	19.80	652.20	118.33	8.42	1,672.67		0.00	3,108.78	75.97
MAQ0443AU Macq Australian Shares Fund	4,775.01	1,416.20	141.19	322.90	704.36	65.62	15.18	2,665.45		0.00	2,768.04	61.06
MAQ0454AU Macquarie Aust Small Comps Fund	1,102.87	144.09	34.59	623.10	500.94	50.65	30.51	1,383.88		0.00	0.00	250.44
MAQ0277AU Macquarie Income Opp Fund	4,960.11	22.19		4,280.17	11.76	544.68	2.52	4,861.32		0.00	113.07	0.00
MGE0001A Magellan Global Fd	4,091.49	0.00	0.00	0.00	0.00	0.00	0.00	0.00	0.00	0.00	1,922.34	2,169.15

Gary Olsen Superannuation Fund

Investment Income Report

As at 30 June 2021

Investment	Total Income	Franked	Unfranked	Interest/ Other	Franking Credits	Foreign Income	Foreign Credits * 1	Assessable Income (Excl. Capital Gains) * 2	TFN Credits	Other Deductions	Distributed Capital Gains	Non- Assessable Payments
U												
PER0049AU Perpetual's Wholesale Australian Share Fund	1,950.37	1,420.48	311.69	37.04	788.12	181.16	27.37	2,765.86		0.00	0.00	0.00
ETL0015AU Pimco Aust Bond Fund - Wholesale	2,124.25			194.22	0.00	195.33	0.00	389.55		0.00	0.00	1,734.70
SCH0028AU Schroder Fixed Income Fd Ws Class	2,601.45	15.86	14.02	6,123.92	6.90	3,070.44	0.55	9,231.69		0.00	0.00	(6,622.79)
SCH0101AU Schroder Wholesale Aust Equity Fund	3,240.41	2,150.70	277.35	279.25	1,237.86	151.84	24.73	4,121.73		0.00	4,917.56	(4,536.29)
SBC0813AU UBS Australian Bond Fund	5,950.84			5,950.84	0.00	0.00	0.00	5,950.84		0.00	0.00	0.00
	99,649.73	9,887.25	1,745.72	19,752.54	6,605.31	9,888.36	985.06	48,864.24	0.00	0.00	64,520.64	(6,144.78)
Shares in Listed Companies (Australian)												
PGF.AX Pm Capital Global Opportunities Fund Limited - Ordinary Fully Paid	4,000.00	4,000.00	0.00		1,714.28			5,714.28		0.00		
	4,000.00	4,000.00	0.00		1,714.28			5,714.28		0.00		
Term Deposits												
UBank TD 5507	2,105.75			2,105.75	0.00	0.00	0.00	2,105.75			0.00	0.00
	2,105.75			2,105.75	0.00	0.00	0.00	2,105.75			0.00	0.00
Units in Listed Unit Trusts (Australian)												
IEU.AX Ishares Europe ETF - Chess Depository Interests 1:1 Isheu350	1,900.71	0.00	0.00	0.00	0.00	1,900.71	331.01	2,231.72	0.00	0.00	0.00	0.00
WXOZ.AX Spdr S&p World Ex Australia Fund	1,349.41	0.00	0.00	0.00	0.00	1,349.41	206.80	1,556.21	0.00	0.00	0.00	0.00
VGS.AX Vanguard Msci Index International Shares Etf	1,856.32	0.00	0.00	9.06	0.00	1,354.41	191.24	1,554.71	0.00	0.00	1,363.94	(871.09)
	5,106.44	0.00	0.00	9.06	0.00	4,604.53	729.05	5,342.64	0.00	0.00	1,363.94	(871.09)

Gary Olsen Superannuation Fund
Investment Income Report

As at 30 June 2021

Investment	Total Income	Franked	Unfranked	Interest/ Other	Franking Credits	Foreign Income	Foreign Credits * 1	Assessable Income	TFN Credits	Other Deductions	Distributed Capital Gains	Non- Assessable Payments
								(Excl. Capital Gains) * 2				
	113,176.22	13,887.25	1,745.72	24,181.65	8,319.59	14,492.89	1,714.11	64,341.21	0.00	0.00	65,884.58	(7,015.87)

Assessable Income (Excl. Capital Gains) **64,341.21**

Net Capital Gain **52,554.00**

Total Assessable Income 116,895.21

* 1 Includes foreign credits from foreign capital gains.

* 2 Assessable Income in the SMSF Annual Return will be different as capital gains and losses from disposals of assets have not been included.

For a breakdown of Distributed Capital Gains and Non-Assessable Payments refer to Distributions Reconciliation Report.

Gary Olsen Superannuation Fund

Realised Capital Gains Report

For The Period 01 July 2020 - 30 June 2021

Investment		Accounting Treatment				Tax Treatment						
Purchase Contract Date	Disposal Contract Date	Units	Cost	Proceeds	Accounting Profit/(Loss)	Adjusted Cost Base	Reduced Cost Base	Indexed Cost Base	Indexed Gains	Discounted Gains (Gross)	Other Gains	Capital Loss
Managed Investments (Australian)												
Arrowstreet Global Equity Fund												
		0.00	0.00	0.00	0.00	0.00	0.00	0.00	0.00	8,673.86	19,259.80	0.00
		0.00	0.00	0.00	0.00	0.00	0.00	0.00	0.00	8,673.86	19,259.80	0.00
Ausbil Ausbil MicroCap Fd												
		0.00	0.00	0.00	0.00	0.00	0.00	0.00	0.00	5,602.88	4,538.29	0.00
		0.00	0.00	0.00	0.00	0.00	0.00	0.00	0.00	5,602.88	4,538.29	0.00
Cromwell Phoenix Prop Sec Fund												
		0.00	0.00	0.00	0.00	0.00	0.00	0.00	0.00	330.68	0.00	0.00
		0.00	0.00	0.00	0.00	0.00	0.00	0.00	0.00	330.68	0.00	0.00
Fidelity Aust Equities Fd												
		0.00	0.00	0.00	0.00	0.00	0.00	0.00	0.00	2,544.50	0.00	0.00
		0.00	0.00	0.00	0.00	0.00	0.00	0.00	0.00	2,544.50	0.00	0.00
Greencap Broadcap Fund												
		0.00	0.00	0.00	0.00	0.00	0.00	0.00	0.00	3,620.86	1,304.32	0.00
		0.00	0.00	0.00	0.00	0.00	0.00	0.00	0.00	3,620.86	1,304.32	0.00
IFP Global Franchise												
		0.00	0.00	0.00	0.00	0.00	0.00	0.00	0.00	5,815.66	0.00	0.00
		0.00	0.00	0.00	0.00	0.00	0.00	0.00	0.00	5,815.66	0.00	0.00
Investors Mutual Australian Share F												

Gary Olsen Superannuation Fund

Realised Capital Gains Report

For The Period 01 July 2020 - 30 June 2021

Investment		Accounting Treatment				Tax Treatment						
Purchase Contract Date	Disposal Contract Date	Units	Cost	Proceeds	Accounting Profit/(Loss)	Adjusted Cost Base	Reduced Cost Base	Indexed Cost Base	Indexed Gains	Discounted Gains (Gross)	Other Gains	Capital Loss
Managed Investments (Australian)												
		0.00	0.00	0.00	0.00	0.00	0.00	0.00	0.00	3,108.78	0.00	0.00
		0.00	0.00	0.00	0.00	0.00	0.00	0.00	0.00	3,108.78	0.00	0.00
Macq Australian Shares Fund		0.00	0.00	0.00	0.00	0.00	0.00	0.00	0.00	1,982.94	785.10	0.00
		0.00	0.00	0.00	0.00	0.00	0.00	0.00	0.00	1,982.94	785.10	0.00
Macquarie Income Opp Fund		0.00	0.00	0.00	0.00	0.00	0.00	0.00	0.00	107.70	5.37	0.00
		0.00	0.00	0.00	0.00	0.00	0.00	0.00	0.00	107.70	5.37	0.00
Magellan Global Fd		0.00	0.00	0.00	0.00	0.00	0.00	0.00	0.00	1,922.34	0.00	0.00
		0.00	0.00	0.00	0.00	0.00	0.00	0.00	0.00	1,922.34	0.00	0.00
Schroder Wholesale Aust Equity Fund		0.00	0.00	0.00	0.00	0.00	0.00	0.00	0.00	4,917.56	0.00	0.00
		0.00	0.00	0.00	0.00	0.00	0.00	0.00	0.00	4,917.56	0.00	0.00
		0.00	0.00	0.00	0.00	0.00	0.00	0.00	0.00	38,627.76	25,892.88	0.00
Units in Listed Unit Trusts (Australian)												
Vanguard Msci Index International Shares Etf		0.00	0.00	0.00	0.00	0.00	0.00	0.00	0.00	1,363.94	0.00	0.00
		0.00	0.00	0.00	0.00	0.00	0.00	0.00	0.00	1,363.94	0.00	0.00

Gary Olsen Superannuation Fund
Realised Capital Gains Report

For The Period 01 July 2020 - 30 June 2021

Investment		Accounting Treatment				Tax Treatment						
Purchase Contract Date	Disposal Contract Date	Units	Cost	Proceeds	Accounting Profit/(Loss)	Adjusted Cost Base	Reduced Cost Base	Indexed Cost Base	Indexed Gains	Discounted Gains (Gross)	Other Gains	Capital Loss
Units in Listed Unit Trusts (Australian)												
		0.00	0.00	0.00	0.00	0.00	0.00	0.00	0.00	1,363.94	0.00	0.00
		0.00	0.00	0.00	0.00	0.00	0.00	0.00	0.00	39,991.70	25,892.88	0.00

Self-managed superannuation fund annual return **2021**

Who should complete this annual return?

Only self-managed superannuation funds (SMSFs) can complete this annual return. All other funds must complete the *Fund income tax return 2021* (NAT 71287).

- ❗ The *Self-managed superannuation fund annual return instructions 2021* (NAT 71606) (the instructions) can assist you to complete this annual return.
- ⊖ The SMSF annual return cannot be used to notify us of a change in fund membership. You must update fund details via ABR.gov.au or complete the Change of details for superannuation entities form (NAT 3036).

To complete this annual return

- Print clearly, using a BLACK pen only.
- Use BLOCK LETTERS and print one character per box.

S	M	I	T	#		S	T						
---	---	---	---	---	--	---	---	--	--	--	--	--	--
- Place in ALL applicable boxes.

- Postal address for annual returns:

Australian Taxation Office
GPO Box 9845
[insert the name and postcode
of your capital city]

For example;

Australian Taxation Office
GPO Box 9845
SYDNEY NSW 2001

Section A: Fund information

1 Tax file number (TFN)

- ❗ The ATO is authorised by law to request your TFN. You are not obliged to quote your TFN but not quoting it could increase the chance of delay or error in processing your annual return. See the Privacy note in the Declaration.

- To assist processing, write the fund's TFN at the top of pages 3, 5, 7 and 9.

2 Name of self-managed superannuation fund (SMSF)

3 Australian business number (ABN) (if applicable)

4 Current postal address

Suburb/town

State/territory

Postcode

5 Annual return status

Is this an amendment to the SMSF's 2021 return?

A No Yes

Is this the first required return for a newly registered SMSF?

B No Yes

6 SMSF auditor

Auditor's name

Title: Mr Mrs Miss Ms Other

Family name

First given name

Other given names

SMSF Auditor Number

Auditor's phone number

Postal address

Suburb/town

State/territory

Postcode

Date audit was completed **A** Day / Month / YearWas Part A of the audit report qualified? **B** No YesWas Part B of the audit report qualified? **C** No YesIf Part B of the audit report was qualified, have the reported issues been rectified? **D** No Yes**7 Electronic funds transfer (EFT)**

We need your self-managed super fund's financial institution details to pay any super payments and tax refunds owing to you.

A Fund's financial institution account details

This account is used for super contributions and rollovers. Do not provide a tax agent account here.

Fund BSB number

Fund account number

Fund account name

I would like my tax refunds made to this account. **Go to C.****B Financial institution account details for tax refunds**

This account is used for tax refunds. You can provide a tax agent account here.

BSB number

Account number

Account name

C Electronic service address alias

Provide the electronic service address alias (ESA) issued by your SMSF messaging provider. (For example, SMSFdataESAAlias). See instructions for more information.

8 Status of SMSF Australian superannuation fund **A** No Yes Fund benefit structure **B** Code
 Does the fund trust deed allow acceptance of the Government's Super Co-contribution and Low Income Super Amounts? **C** No Yes

9 Was the fund wound up during the income year?

No Yes **▶** If yes, provide the date on which the fund was wound up Day / Month / Year **▶** Have all tax lodgment and payment obligations been met? No Yes

10 Exempt current pension income

Did the fund pay retirement phase superannuation income stream benefits to one or more members in the income year?

⊖ To claim a tax exemption for current pension income, you must pay at least the minimum benefit payment under the law. Record exempt current pension income at Label **A**.

No **▶** Go to Section B: Income.

Yes **▶** Exempt current pension income amount **A** \$

Which method did you use to calculate your exempt current pension income?

Segregated assets method **B**

Unsegregated assets method **C** **▶** Was an actuarial certificate obtained? **D** Yes

Did the fund have any other income that was assessable?

E Yes **▶** Go to Section B: Income.

No **▶** Choosing 'No' means that you do not have any assessable income, including no-TFN quoted contributions. Go to Section C: Deductions and non-deductible expenses. (Do **not** complete Section B: Income.)

⊖ If you are entitled to claim any tax offsets, you can list these at Section D: Income tax calculation statement.

Section B: Income

Do not complete this section if all superannuation interests in the SMSF were supporting superannuation income streams in the retirement phase for the **entire year**, there was **no** other income that was assessable, and you **have not** realised a deferred notional gain. If you are entitled to claim any tax offsets, you can record these at Section D: Income tax calculation statement.

11 Income

Did you have a capital gains tax (CGT) event during the year? **G** No Yes

If the total capital loss or total capital gain is greater than \$10,000 or you elected to use the transitional CGT relief in 2017 and the deferred notional gain has been realised, complete and attach a *Capital gains tax (CGT) schedule 2021*.

Have you applied an exemption or rollover? **M** No Yes

Code

Net capital gain **A** \$

Gross rent and other leasing and hiring income **B** \$

Gross interest **C** \$

Forestry managed investment scheme income **X** \$

Gross foreign income D1 \$	Net foreign income D \$	Loss <input type="text"/>
-----------------------------------	--------------------------------	---------------------------

Australian franking credits from a New Zealand company **E** \$

Transfers from foreign funds **F** \$

Number

Gross payments where ABN not quoted **H** \$

Gross distribution from partnerships **I** \$

Loss

*Unfranked dividend amount **J** \$

*Franked dividend amount **K** \$

*Dividend franking credit **L** \$

*Gross trust distributions **M** \$

Code

Calculation of assessable contributions	
Assessable employer contributions	
R1 \$	
plus Assessable personal contributions	
R2 \$	
plus **No-TFN-quoted contributions	
R3 \$	
<i>(an amount must be included even if it is zero)</i>	
less Transfer of liability to life insurance company or PST	
R6 \$	

Assessable contributions	R \$
(R1 plus R2 plus R3 less R6)	

Calculation of non-arm's length income	
*Net non-arm's length private company dividends	
U1 \$	
plus *Net non-arm's length trust distributions	
U2 \$	
plus *Net other non-arm's length income	
U3 \$	

*Other income **S** \$

*Assessable income due to changed tax status of fund **T** \$

Net non-arm's length income **U** \$
(subject to 45% tax rate)
(**U1** plus **U2** plus **U3**)

Code

#This is a mandatory label.
*If an amount is entered at this label, check the instructions to ensure the correct tax treatment has been applied.

GROSS INCOME W \$ (Sum of labels A to U)	Loss <input type="text"/>
--	---------------------------

Exempt current pension income **Y** \$

TOTAL ASSESSABLE INCOME V \$ (W less Y)	Loss <input type="text"/>
--	---------------------------

Section C: Deductions and non-deductible expenses

12 Deductions and non-deductible expenses

- Under 'Deductions' list all expenses and allowances you are entitled to claim a deduction for. Under 'Non-deductible expenses', list all other expenses or normally allowable deductions that you cannot claim as a deduction (for example, all expenses related to exempt current pension income should be recorded in the 'Non-deductible expenses' column).

DEDUCTIONS		NON-DEDUCTIBLE EXPENSES	
Interest expenses within Australia	A1 \$		A2 \$
Interest expenses overseas	B1 \$		B2 \$
Capital works expenditure	D1 \$		D2 \$
Decline in value of depreciating assets	E1 \$		E2 \$
Insurance premiums – members	F1 \$		F2 \$
SMSF auditor fee	H1 \$		H2 \$
Investment expenses	I1 \$		I2 \$
Management and administration expenses	J1 \$		J2 \$
Forestry managed investment scheme expense	U1 \$		U2 \$
Other amounts	L1 \$	Code	L2 \$
Tax losses deducted	M1 \$		

TOTAL DEDUCTIONS
N \$
 (Total **A1** to **M1**)

TOTAL NON-DEDUCTIBLE EXPENSES
Y \$
 (Total **A2** to **L2**)

#TAXABLE INCOME OR LOSS Loss
O \$
 (TOTAL ASSESSABLE INCOME *less*
 TOTAL DEDUCTIONS)

TOTAL SMSF EXPENSES
Z \$
 (N *plus* Y)

#This is a mandatory label.

Section D: Income tax calculation statement

#Important:

Section B label **R3**, Section C label **O** and Section D labels **A, T1, J, T5** and **I** are mandatory. If you leave these labels blank, you will have specified a zero amount.

13 Calculation statement

Please refer to the *Self-managed superannuation fund annual return instructions 2021* on how to complete the calculation statement.

#Taxable income	A \$	<i>(an amount must be included even if it is zero)</i>
#Tax on taxable income	T1 \$	<i>(an amount must be included even if it is zero)</i>
#Tax on no-TFN-quoted contributions	J \$	<i>(an amount must be included even if it is zero)</i>

Gross tax **B \$**

(T1 plus J)

Foreign income tax offset	
C1 \$	
Rebates and tax offsets	Non-refundable non-carry forward tax offsets
C2 \$	C \$
	<i>(C1 plus C2)</i>

SUBTOTAL 1

T2 \$

(B less C – cannot be less than zero)

Early stage venture capital limited partnership tax offset	
D1 \$	
Early stage venture capital limited partnership tax offset carried forward from previous year	Non-refundable carry forward tax offsets
D2 \$	D \$
Early stage investor tax offset	<i>(D1 plus D2 plus D3 plus D4)</i>
D3 \$	
Early stage investor tax offset carried forward from previous year	SUBTOTAL 2
D4 \$	T3 \$
	<i>(T2 less D – cannot be less than zero)</i>

Complying fund's franking credits tax offset	
E1 \$	
No-TFN tax offset	
E2 \$	
National rental affordability scheme tax offset	
E3 \$	
Exploration credit tax offset	Refundable tax offsets
E4 \$	E \$
	<i>(E1 plus E2 plus E3 plus E4)</i>

#TAX PAYABLE **T5 \$**

(T3 less E – cannot be less than zero)

Section 102AAM interest charge

G \$

Credit for interest on early payments – amount of interest	
H1 \$	
Credit for tax withheld – foreign resident withholding (excluding capital gains)	
H2 \$	
Credit for tax withheld – where ABN or TFN not quoted (non-individual)	
H3 \$	
Credit for TFN amounts withheld from payments from closely held trusts	
H5 \$	
Credit for interest on no-TFN tax offset	
H6 \$	
Credit for foreign resident capital gains withholding amounts	
H8 \$	
	Eligible credits
	H \$
	<i>(H1 plus H2 plus H3 plus H5 plus H6 plus H8)</i>

#Tax offset refunds (Remainder of refundable tax offsets)	I \$	<i>(unused amount from label E – an amount must be included even if it is zero)</i>
---	-------------	---

PAYG instalments raised

K \$

Supervisory levy

L \$

Supervisory levy adjustment for wound up funds

M \$

Supervisory levy adjustment for new funds

N \$

AMOUNT DUE OR REFUNDABLE A positive amount at S is what you owe, while a negative amount is refundable to you.	S \$	<i>(T5 plus G less H less I less K plus L less M plus N)</i>
---	-------------	--

#This is a mandatory label.

Section E: Losses**14 Losses**

! If total loss is greater than \$100,000, complete and attach a *Losses schedule 2021*.

Tax losses carried forward to later income years **U \$**Net capital losses carried forward to later income years **V \$**

Section F: Member information

MEMBER 1

Title: Mr Mrs Miss Ms Other

Family name

First given name

Other given names

Member's TFN

See the Privacy note in the Declaration.

Date of birth

Contributions

OPENING ACCOUNT BALANCE \$

! Refer to instructions for completing these labels.

Employer contributions

A \$

ABN of principal employer

A1

Personal contributions

B \$

CGT small business retirement exemption

C \$

CGT small business 15-year exemption amount

D \$

Personal injury election

E \$

Spouse and child contributions

F \$

Other third party contributions

G \$

Proceeds from primary residence disposal

H \$

Receipt date Day / Month / Year

H1

Assessable foreign superannuation fund amount

I \$

Non-assessable foreign superannuation fund amount

J \$

Transfer from reserve: assessable amount

K \$

Transfer from reserve: non-assessable amount

L \$

Contributions from non-complying funds and previously non-complying funds

T \$

Any other contributions (including Super Co-contributions and Low Income Super Amounts)

M \$

TOTAL CONTRIBUTIONS N \$

(Sum of labels **A** to **M**)

Other transactions

Allocated earnings or losses **O \$**

Loss

Accumulation phase account balance

S1 \$Inward rollovers and transfers **P \$**

Retirement phase account balance – Non CDBIS

S2 \$Outward rollovers and transfers **Q \$**

Retirement phase account balance – CDBIS

S3 \$Lump Sum payments **R1 \$**Income stream payments **R2 \$**

Code

Code

TRIS Count

CLOSING ACCOUNT BALANCE S \$

(S1 plus S2 plus S3)

Accumulation phase value **X1 \$**Retirement phase value **X2 \$**Outstanding limited recourse borrowing arrangement amount **Y \$**

Section H: Assets and liabilities
15 ASSETS**15a Australian managed investments**Listed trusts **A \$**Unlisted trusts **B \$**Insurance policy **C \$**Other managed investments **D \$****15b Australian direct investments**Cash and term deposits **E \$****Limited recourse borrowing arrangements**

Australian residential real property

J1 \$

Australian non-residential real property

J2 \$

Overseas real property

J3 \$

Australian shares

J4 \$

Overseas shares

J5 \$

Other

J6 \$

Property count

J7Debt securities **F \$**Loans **G \$**Listed shares **H \$**Unlisted shares **I \$**Limited recourse
borrowing arrangements **J \$**Non-residential
real property **K \$**Residential
real property **L \$**Collectables and
personal use assets **M \$**Other assets **O \$****15c Other investments**Crypto-Currency **N \$****15d Overseas direct investments**Overseas shares **P \$**Overseas non-residential real property **Q \$**Overseas residential real property **R \$**Overseas managed investments **S \$**Other overseas assets **T \$****TOTAL AUSTRALIAN AND OVERSEAS ASSETS U \$**(Sum of labels **A** to **T**)**15e In-house assets**

Did the fund have a loan to, lease to
or investment in, related parties
(known as in-house assets)
at the end of the income year?

A No Yes **) \$**

15f Limited recourse borrowing arrangements

If the fund had an LRBA were the LRBA borrowings from a licensed financial institution? **A** No Yes

Did the members or related parties of the fund use personal guarantees or other security for the LRBA? **B** No Yes

16 LIABILITIES

Borrowings for limited recourse borrowing arrangements	
V1 \$	
Permissible temporary borrowings	
V2 \$	
Other borrowings	
V3 \$	Borrowings V \$
Total member closing account balances (total of all CLOSING ACCOUNT BALANCES from Sections F and G) W \$	
Reserve accounts X \$	
Other liabilities Y \$	
TOTAL LIABILITIES Z \$	

Section I: Taxation of financial arrangements**17 Taxation of financial arrangements (TOFA)**

Total TOFA gains **H \$**

Total TOFA losses **I \$**

Section J: Other information**Family trust election status**

If the trust or fund has made, or is making, a family trust election, write the four-digit **income year specified** of the election (for example, for the 2020–21 income year, write **2021**). **A**

If revoking or varying a family trust election, print **R** for revoke or print **V** for variation, and complete and attach the *Family trust election, revocation or variation 2021*. **B**

Interposed entity election status

If the trust or fund has an existing election, write the earliest income year specified. If the trust or fund is making one or more elections this year, write the earliest income year being specified and complete an *Interposed entity election or revocation 2021* for each election. **C**

If revoking an interposed entity election, print **R**, and complete and attach the *Interposed entity election or revocation 2021*. **D**

Section K: Declarations

 Penalties may be imposed for false or misleading information in addition to penalties relating to any tax shortfalls.

Important

Before making this declaration check to ensure that all income has been disclosed and the annual return, all attached schedules and any additional documents are true and correct in every detail. If you leave labels blank, you will have specified a zero amount or the label was not applicable to you. If you are in doubt about any aspect of the annual return, place all the facts before the ATO.

Privacy

The ATO is authorised by the *Taxation Administration Act 1953* to request the provision of tax file numbers (TFNs). We will use the TFN to identify the entity in our records. It is not an offence not to provide the TFN. However if you do not provide the TFN, the processing of this form may be delayed.

Taxation law authorises the ATO to collect information and disclose it to other government agencies. For information about your privacy go to ato.gov.au/privacy

TRUSTEE'S OR DIRECTOR'S DECLARATION:

I declare that, the current trustees and directors have authorised this annual return and it is documented as such in the SMSF's records. I have received a copy of the audit report and are aware of any matters raised therein. The information on this annual return, including any attached schedules and additional documentation is true and correct.

Authorised trustee's, director's or public officer's signature

Date / /

Preferred trustee or director contact details:

Title: Mr Mrs Miss Ms Other

Family name

First given name

Other given names

Phone number

Email address

Non-individual trustee name (if applicable)

ABN of non-individual trustee

Time taken to prepare and complete this annual return Hrs

 The Commissioner of Taxation, as Registrar of the Australian Business Register, may use the ABN and business details which you provide on this annual return to maintain the integrity of the register. For further information, refer to the instructions.

TAX AGENT'S DECLARATION:

I declare that the *Self-managed superannuation fund annual return 2021* has been prepared in accordance with information provided by the trustees, that the trustees have given me a declaration stating that the information provided to me is true and correct, and that the trustees have authorised me to lodge this annual return.

Tax agent's signature

Date / /

Tax agent's contact details

Title: Mr Mrs Miss Ms Other

Family name

First given name

Other given names

Tax agent's practice

Tax agent's phone number

Reference number

Tax agent number

Capital gains tax (CGT) schedule

202%

When completing this form

- Print clearly, using a black or dark blue pen only.
- Use BLOCK LETTERS and print one character in each box.

S	M	I	T	H		S	T										
---	---	---	---	---	--	---	---	--	--	--	--	--	--	--	--	--	--

- Do not use correction fluid or covering stickers.
- Sign next to any corrections with your **full signature** (not initials).

- Use in conjunction with company, trust, fund income tax return or the self-managed superannuation fund annual return.
- Refer to the *Guide to capital gains tax 202F* available on our website at ato.gov.au for instructions on how to complete this schedule.

Tax file number (TFN)

I We are authorised by law to request your TFN. You do not have to quote your TFN. However, if you don't it could increase the chance of delay or error in processing your form.

Australian business number (ABN)

Taxpayer's name

1 Current year capital gains and capital losses

	Capital gain		Capital loss
Shares in companies listed on an Australian securities exchange	A \$	K \$	
Other shares	B \$	L \$	
Units in unit trusts listed on an Australian securities exchange	C \$	M \$	
Other units	D \$	N \$	
Real estate situated in Australia	E \$	O \$	
Other real estate	F \$	P \$	
Amount of capital gains from a trust (including a managed fund)	G \$		
Collectables	H \$	Q \$	
Other CGT assets and any other CGT events	I \$	R \$	
Amount of capital gain previously deferred under transitional CGT relief for superannuation funds	S \$		
Total current year capital gains	J \$		Add the amounts at labels K to R and write the total in item 2 label A – Total current year capital losses .

2 Capital lossesTotal current year capital losses **A \$**Total current year capital losses applied **B \$**Total prior year net capital losses applied **C \$**Total capital losses transferred in applied
(only for transfers involving a foreign bank branch or
permanent establishment of a foreign financial entity) **D \$**Total capital losses applied **E \$**Add amounts at **B**, **C** and **D**.

3 Unapplied net capital losses carried forwardNet capital losses from collectables carried forward to later income years **A \$**Other net capital losses carried forward to later income years **B \$**Add amounts at **A** and **B** and transfer the total
to label **V – Net capital losses carried forward
to later income years** on your tax return.

4 CGT discountTotal CGT discount applied **A \$**

5 CGT concessions for small businessSmall business active asset reduction **A \$**Small business retirement exemption **B \$**Small business rollover **C \$**Total small business concessions applied **D \$**

6 Net capital gainNet capital gain **A \$****1J less 2E less 4A less 5D** (cannot be less than
zero). Transfer the amount at **A** to label **A – Net
capital gain** on your tax return.

7 Earnout arrangements

Are you a party to an earnout arrangement? **A** Yes, as a buyer **Yes, as a seller** **No**
(Print in the appropriate box.)

! If you are a party to more than one earnout arrangement, copy and attach a separate sheet to this schedule providing the details requested here for each additional earnout arrangement.

How many years does the earnout arrangement run for? **B**

What year of that arrangement are you in? **C**

If you are the seller, what is the total estimated capital proceeds from the earnout arrangement? **D** \$

Amount of any capital gain or loss you made under your non-qualifying arrangement in the income year. **E** \$ / ^{LOSS}

! **Request for amendment**

If you received or provided a financial benefit under a look-through earnout right created in an earlier income year and you wish to seek an amendment to that earlier income year, complete the following:

Income year earnout right created **F**

Amended net capital gain or capital losses carried forward **G** \$ / ^{LOSS}

8 Other CGT information required (if applicable)

Small business 15 year exemption – exempt capital gains **A** \$ / ^{CODE}

Capital gains disregarded by a foreign resident **B** \$

Capital gains disregarded as a result of a scrip for scrip rollover **C** \$

Capital gains disregarded as a result of an inter-company asset rollover **D** \$

Capital gains disregarded by a demerging entity **E** \$

Taxpayer's declaration

! If the schedule is not lodged with the income tax return you are required to sign and date the schedule.

Important

Before making this declaration check to ensure that all the information required has been provided on this form and any attachments to this form, and that the information provided is true and correct in every detail. If you are in doubt about any aspect of the tax return, place all the facts before the ATO. The income tax law imposes heavy penalties for false or misleading statements.

Privacy

Taxation law authorises the ATO to collect information and disclose it to other government agencies. This includes personal information of the person authorised to sign the declaration. For information about your privacy go to ato.gov.au/privacy

I declare that the information on this form is true and correct.

Signature

Date

Day

Month

Year

/ /

Contact name

Daytime contact number (include area code)

Losses schedule

202%

Companies and trusts that do not join consolidated groups should complete and attach this schedule to their 202F tax return. Superannuation funds should complete and attach this schedule to their 202F tax return.

Print neatly in BLOCK LETTERS with a black or blue ballpoint pen only. Print one letter or number in each box. Do not use correction fluid or tape.

Place in all applicable boxes.

Refer to *Losses schedule instructions 202F*, available on our website ato.gov.au for instructions on how to complete this schedule.

Tax file number (TFN)

Name of entity

Australian business number

Part A – Losses carried forward to the 202%-2& income year – excludes film losses

1 Tax losses carried forward to later income years

Year of loss	
200€–2F	B
201J–G€	C
201î –1J	D
201Î –1î	E
201î –1î	F
201Í –1Î and earlier income years	G
Total	U

Transfer the amount at **U** to the **Tax losses carried forward to later income years** label on your tax return.

2 Net capital losses carried forward to later income years

Year of loss	
2020–21	H
2019–20	I
201î –19	J
201î –1î	K
201Î –1î	L
201Í –1Î and earlier income years	M
Total	V

Transfer the amount at **V** to the **Net capital losses carried forward to later income years** label on your tax return.

Part B – Ownership and business continuity test – company and listed widely held trust only

Complete item 3 of Part B if a loss is being carried forward to later income years and the business continuity test has to be satisfied in relation to that loss.

Do not complete items 1 or 2 of Part B if, in the 2020–21 income year, no loss has been claimed as a deduction, applied against a net capital gain or, in the case of companies, losses have not been transferred in or out.

1 Whether continuity of majority ownership test passed

Note: If the entity has deducted, applied, transferred in or transferred out (as applicable) in the 2020–21 income year a loss incurred in any of the listed years, print **X** in the **Yes** or **No** box to indicate whether the entity has satisfied the continuity of majority ownership test in respect of that loss.

Year of loss			
2020–21	A	Yes	No
2019–20	B	Yes	No
2018–19	C	Yes	No
2017–18	D	Yes	No
2016–17	E	Yes	No
2015–16 and earlier income years	F	Yes	No

2 Amount of losses deducted/applied for which the continuity of majority ownership test is not passed but the business continuity test is satisfied – excludes film losses

Tax losses **G**

Net capital losses **H**

3 Losses carried forward for which the business continuity test must be satisfied before they can be deducted/applied in later years – excludes film losses

Tax losses **I**

Net capital losses **J**

4 Do current year loss provisions apply?

Is the company required to calculate its taxable income or tax loss for the year under Subdivision 165-B or its net capital gain or net capital loss for the year under Subdivision 165-CB of the *Income Tax Assessment Act 1997* (ITAA 1997)?

K Yes No

Part C – Unrealised losses – company only

Note: These questions relate to the operation of Subdivision 165-CC of ITAA 1997.

Has a changeover time occurred in relation to the company after 1.00pm by legal time in the Australian Capital Territory on 11 November 1999?

L Yes No

If you printed **X** in the **No** box at **L**, do not complete **M**, **N** or **O**.

At the changeover time did the company satisfy the maximum net asset value test under section 152-15 of ITAA 1997?

M Yes No

If you printed **X** in the **No** box at **M**, has the company determined it had an unrealised net loss at the changeover time?

N Yes No

If you printed **X** in the **Yes** box at **N**, what was the amount of unrealised net loss calculated under section 165-115E of ITAA 1997?

O

Part D – Life insurance companies

Complying superannuation class tax losses carried forward to later income years **P**

Complying superannuation net capital losses carried forward to later income years **Q**

Part E – Controlled foreign company losses

Current year CFC losses **M**

CFC losses deducted **N**

CFC losses carried forward **O**

Part F – Tax losses reconciliation statement

Balance of tax losses brought forward from the prior income year **A**

ADD Uplift of tax losses of designated infrastructure project entities **B**

SUBTRACT Net forgiven amount of debt **C**

ADD Tax loss incurred (if any) during current year **D**

ADD Tax loss amount from conversion of excess franking offsets **E**

SUBTRACT Net exempt income **F**

SUBTRACT Tax losses forgone **G**

SUBTRACT Tax losses deducted **H**

SUBTRACT Tax losses transferred out under Subdivision 170-A
(only for transfers involving a foreign bank branch or a PE of a foreign financial entity) **I**

Total tax losses carried forward to later income years **J**

Transfer the amount at **J** to the **Tax losses carried forward to later income years** label on your tax return.

If the schedule is not lodged with the income tax return you are required to sign and date the schedule.

Important

Before making this declaration check to ensure that all the information required has been provided on this form and any attachments to this form, and that the information provided is true and correct in every detail. If you are in doubt about any aspect of the tax return, place all the facts before the ATO. The income tax law imposes heavy penalties for false or misleading statements.

Privacy

Taxation law authorises the ATO to collect information and disclose it to other government agencies. This includes personal information of the person authorised to sign the declaration. For information about your privacy go to ato.gov.au/privacy

Taxpayer's declaration

I declare that the information on this form is true and correct.

Signature

Date Day / Month / Year

Contact person

Daytime contact number (include area code)

Gary Olsen Superannuation Fund

General Ledger - Audit View

For The Period 01 July 2020 - 30 June 2021

Transaction Date	Transaction Source	Processed Date	Last Modified By	Transaction Type	Description	Units	Amount \$	Balance \$
Distributions Received (23800)								
<u>Ausbil Ausbil MicroCap Fd (AAP0007AU1)</u>								
30/06/2021	michelle@familyaacco untants.com.au	08/10/2021	michelle@familyaacco untants.com.au	General Journal	Ausbil MicroCap Fund Distribution Receivable		(10,169.56)	(10,169.56)
30/06/2021	michelle@familyaacco untants.com.au	08/10/2021		General Journal	AAP0007AU1 - Ausbil Ausbil MicroCap Fd - Custom Tax Data - 30/06/2021		0.00	(10,169.56)
							(10,169.56)	(10,169.56)
<u>BlackRock Adv Aust Equity Fund (BAR0814AU)</u>								
13/10/2020	Bank Data Service	08/10/2021	michelle@familyaacco untants.com.au	Bank Statement	BLACKROCK INVEST BLK0003550207 50		(30.38)	(30.38)
13/01/2021	michelle@familyaacco untants.com.au	08/10/2021	michelle@familyaacco untants.com.au	Bank Statement	Blackrock Invest BLK0003617081		(852.33)	(882.71)
14/04/2021	michelle@familyaacco untants.com.au	08/10/2021	michelle@familyaacco untants.com.au	Bank Statement	Blackrock Invest BLK0003694960		(299.00)	(1,181.71)
30/06/2021	michelle@familyaacco untants.com.au	08/10/2021	michelle@familyaacco untants.com.au	General Journal	BlackRock Advantage Australian Equity Fund Distribution Receivable		(1,200.79)	(2,382.50)
30/06/2021	michelle@familyaacco untants.com.au	08/10/2021		General Journal	BAR0814AU - BlackRock Adv Aust Equity Fund - Custom Tax Data - 30/06/2021		0.00	(2,382.50)
							(2,382.50)	(2,382.50)
<u>Charter Hall Maxim Property Secs Fd (COL0001AU)</u>								
12/10/2020	Bank Data Service	09/10/2021	michelle@familyaacco untants.com.au	Bank Statement	MAXIMAM MAXIMAM0002101111 50		(108.61)	(108.61)
08/01/2021	michelle@familyaacco untants.com.au	09/10/2021	michelle@familyaacco untants.com.au	Bank Statement	Maximam Maxmam0002170961		(417.32)	(525.93)
13/04/2021	michelle@familyaacco untants.com.au	09/10/2021	michelle@familyaacco untants.com.au	Bank Statement	Maximam 0002252810		(208.66)	(734.59)
30/06/2021	michelle@familyaacco untants.com.au	09/10/2021	michelle@familyaacco untants.com.au	General Journal	Charter Hall Maxim Property Securities Fund Distribution Receivable		(208.67)	(943.26)
30/06/2021	michelle@familyaacco untants.com.au	09/10/2021		General Journal	COL0001AU - Charter Hall Maxim Property Secs Fd - Custom Tax Data - 30/06/2021		0.00	(943.26)
							(943.26)	(943.26)
<u>Cromwell Phoenix Prop Sec Fund (CRM0008AU)</u>								
14/10/2020	Bank Data Service	09/10/2021	michelle@familyaacco untants.com.au	Bank Statement	PSF - CROMWELL 0011185223 DVND 56		(333.55)	(333.55)
15/01/2021	michelle@familyaacco untants.com.au	09/10/2021	michelle@familyaacco untants.com.au	Bank Statement	PSF - Cromwell 0011185223 [System Matched Income Data]		(391.08)	(724.63)

Gary Olsen Superannuation Fund

General Ledger - Audit View

For The Period 01 July 2020 - 30 June 2021

Transaction Date	Transaction Source	Processed Date	Last Modified By	Transaction Type	Description	Units	Amount \$	Balance \$
14/04/2021	michelle@pamilyaacco untants.com.au	09/10/2021	michelle@pamilyaacco untants.com.au	Bank Statement	PSF - Cromwell 0011185223		(334.94)	(1,059.57)
30/06/2021	michelle@pamilyaacco untants.com.au	09/10/2021	michelle@pamilyaacco untants.com.au	General Journal	Cromwell Phoenix Property Securities Fund Distribution Receivable		(488.30)	(1,547.87)
30/06/2021	michelle@pamilyaacco untants.com.au	09/10/2021		General Journal	CRM0008AU - Cromwell Phoenix Prop Sec Fund - Custom Tax Data - 30/06/2021		0.00	(1,547.87)
							(1,547.87)	(1,547.87)
<u>Pimco Aust Bond Fund - Wholesale (ETL0015AU)</u>								
05/10/2020	Bank Data Service	09/10/2021	michelle@pamilyaacco untants.com.au	Bank Statement	PIMCO Funds 300109279 DVND 56		(1,128.89)	(1,128.89)
06/01/2021	michelle@pamilyaacco untants.com.au	09/10/2021	michelle@pamilyaacco untants.com.au	Bank Statement	Pimco Funds		(925.15)	(2,054.04)
30/06/2021	michelle@pamilyaacco untants.com.au	09/10/2021	michelle@pamilyaacco untants.com.au	General Journal	Pimco Australian Bond Fund Distribution Receivable		(70.21)	(2,124.25)
30/06/2021	michelle@pamilyaacco untants.com.au	09/10/2021		General Journal	ETL0015AU - Pimco Aust Bond Fund - Wholesale - Custom Tax Data - 30/06/2021		0.00	(2,124.25)
							(2,124.25)	(2,124.25)
<u>Fidelity Aust Equities Fd (FID0008AU13)</u>								
13/11/2020	Bank Data Service	09/10/2021	michelle@pamilyaacco untants.com.au	Bank Statement	FIL RESPONSIBLE FIL0003574886 50 [System Matched Income Data]		(589.16)	(589.16)
12/04/2021	michelle@pamilyaacco untants.com.au	09/10/2021	michelle@pamilyaacco untants.com.au	Bank Statement	FIL Responsible FIL0003691097		(117.66)	(706.82)
30/06/2021	michelle@pamilyaacco untants.com.au	09/10/2021	michelle@pamilyaacco untants.com.au	General Journal	Fidelity Australian Equities Fund Distribution Receivable		(3,210.63)	(3,917.45)
30/06/2021	michelle@pamilyaacco untants.com.au	09/10/2021		General Journal	FID0008AU13 - Fidelity Aust Equities Fd - Custom Tax Data - 30/06/2021		0.00	(3,917.45)
							(3,917.45)	(3,917.45)
<u>Greencape Broadcap Fund (HOW0034AU1)</u>								
12/10/2020	Bank Data Service	09/10/2021	michelle@pamilyaacco untants.com.au	Bank Statement	FPL DISTRIBUTION FPL DI 400300761 50		(192.16)	(192.16)
26/11/2020	Bank Data Service	09/10/2021	michelle@pamilyaacco untants.com.au	Bank Statement	FPL DISTRIBUTION FPL DI 400300761 50		(3,097.56)	(3,289.72)
13/01/2021	michelle@pamilyaacco untants.com.au	09/10/2021	michelle@pamilyaacco untants.com.au	Bank Statement	FPL Distributio FPL DI400300761		(176.17)	(3,465.89)
13/04/2021	michelle@pamilyaacco untants.com.au	09/10/2021	michelle@pamilyaacco untants.com.au	Bank Statement	FPL Distribution FPL DI 400300761		(348.09)	(3,813.98)
30/06/2021	michelle@pamilyaacco untants.com.au	09/10/2021	michelle@pamilyaacco untants.com.au	General Journal	Greencape Broadcap Fund Distribution Receivable		(2,324.87)	(6,138.85)

Gary Olsen Superannuation Fund

General Ledger - Audit View

For The Period 01 July 2020 - 30 June 2021

Transaction Date	Transaction Source	Processed Date	Last Modified By	Transaction Type	Description	Units	Amount \$	Balance \$
30/06/2021	michelle@pamilyaacco untants.com.au	09/10/2021		General Journal	HOW0034AU1 - Greencape Broadcap Fund - Custom Tax Data - 30/06/2021		0.00	(6,138.85)
							(6,138.85)	(6,138.85)
<u>Ishares Europe ETF - Chess Depository Interests 1:1 Isheu350 (IEU.AX)</u>								
06/01/2021	michelle@pamilyaacco untants.com.au	09/10/2021	michelle@pamilyaacco untants.com.au	Bank Statement	IEU Payment jan21 [System Matched Income Data]		(525.80)	(525.80)
30/06/2021	michelle@pamilyaacco untants.com.au	09/10/2021	michelle@pamilyaacco untants.com.au	General Journal	iShares Europe ETF Distribution Receivable		(1,374.91)	(1,900.71)
30/06/2021	michelle@pamilyaacco untants.com.au	09/10/2021		General Journal	IEU.AX - Ishares Europe ETF - Chess Depository Interests 1:1 Isheu350 - Generate Tax Data - 30/06/2021		0.00	(1,900.71)
							(1,900.71)	(1,900.71)
<u>Investors Mutual Australian Share F (IML0002AU6)</u>								
07/01/2021	michelle@pamilyaacco untants.com.au	09/10/2021	michelle@pamilyaacco untants.com.au	Bank Statement	Investors Mutal Distribution IML		(793.54)	(793.54)
30/06/2021	michelle@pamilyaacco untants.com.au	09/10/2021	michelle@pamilyaacco untants.com.au	General Journal	Investors Mutual Australian Share Fund Distribution Receivable		(3,403.26)	(4,196.80)
30/06/2021	michelle@pamilyaacco untants.com.au	09/10/2021		General Journal	IML0002AU6 - Investors Mutual Australian Share F - Custom Tax Data - 30/06/2021		0.00	(4,196.80)
							(4,196.80)	(4,196.80)
<u>Macquarie Income Opp Fund (MAQ0277AU)</u>								
11/08/2020	Bank Data Service	09/10/2021	michelle@pamilyaacco untants.com.au	Bank Statement	MIML 1 88146 13764 50		(280.16)	(280.16)
08/09/2020	Bank Data Service	09/10/2021	michelle@pamilyaacco untants.com.au	Bank Statement	MIML 1 88146 13827 50		(280.16)	(560.32)
12/10/2020	Bank Data Service	09/10/2021	michelle@pamilyaacco untants.com.au	Bank Statement	MIML 1 88146 13898 50		(280.16)	(840.48)
09/11/2020	Bank Data Service	09/10/2021	michelle@pamilyaacco untants.com.au	Bank Statement	MIML 1 88146 13959 50		(280.16)	(1,120.64)
08/12/2020	Bank Data Service	09/10/2021	michelle@pamilyaacco untants.com.au	Bank Statement	MIML 1 88146 14008 50		(280.16)	(1,400.80)
12/01/2021	michelle@pamilyaacco untants.com.au	09/10/2021	michelle@pamilyaacco untants.com.au	Bank Statement	MIML 1 88146 14077		(280.16)	(1,680.96)
08/02/2021	michelle@pamilyaacco untants.com.au	09/10/2021	michelle@pamilyaacco untants.com.au	Bank Statement	MIML 1 88146 14121		(280.16)	(1,961.12)
08/03/2021	michelle@pamilyaacco untants.com.au	09/10/2021	michelle@pamilyaacco untants.com.au	Bank Statement	MIML 1 88146 1476		(280.16)	(2,241.28)
13/04/2021	michelle@pamilyaac	09/10/2021	michelle@pamilyaac	Bank Statement	MIML 1 88146 14236		(280.16)	(2,521.44)

Gary Olsen Superannuation Fund

General Ledger - Audit View

For The Period 01 July 2020 - 30 June 2021

Transaction Date	Transaction Source	Processed Date	Last Modified By	Transaction Type	Description	Units	Amount \$	Balance \$
	countants.com.au		countants.com.au					
10/05/2021	michelle@pamilyaaccountants.com.au	09/10/2021	michelle@pamilyaaccountants.com.au	Bank Statement	MIML 1 88146 14276		(350.20)	(2,871.64)
08/06/2021	michelle@pamilyaaccountants.com.au	09/10/2021	michelle@pamilyaaccountants.com.au	Bank Statement	MIML 1 88 146 14322		(420.24)	(3,291.88)
30/06/2021	michelle@pamilyaaccountants.com.au	09/10/2021	michelle@pamilyaaccountants.com.au	General Journal	Macquarie Income Opportunities Fund Distribution Receivable		(1,668.23)	(4,960.11)
30/06/2021	michelle@pamilyaaccountants.com.au	09/10/2021		General Journal	MAQ0277AU - Macquarie Income Opp Fund - Custom Tax Data - 30/06/2021		0.00	(4,960.11)
							(4,960.11)	(4,960.11)
<u>IFP Global Franchise (MAQ0404AU)</u>								
30/06/2021	michelle@pamilyaaccountants.com.au	09/10/2021	michelle@pamilyaaccountants.com.au	General Journal	IFP Global Franchise Fund Distribution Receivable		(7,647.65)	(7,647.65)
30/06/2021	michelle@pamilyaaccountants.com.au	09/10/2021		General Journal	MAQ0404AU - IFP Global Franchise - Custom Tax Data - 30/06/2021		0.00	(7,647.65)
							(7,647.65)	(7,647.65)
<u>Macq Australian Shares Fund (MAQ0443AU2)</u>								
12/10/2020	Bank Data Service	09/10/2021	michelle@pamilyaaccountants.com.au	Bank Statement	MIML 1 13547 13898 50		(457.44)	(457.44)
12/01/2021	michelle@pamilyaaccountants.com.au	09/10/2021	michelle@pamilyaaccountants.com.au	Bank Statement	MIML 1 13547 14077		(313.03)	(770.47)
13/04/2021	michelle@pamilyaaccountants.com.au	09/10/2021	michelle@pamilyaaccountants.com.au	Bank Statement	MIML 1 13547 14236		(675.97)	(1,446.44)
30/06/2021	michelle@pamilyaaccountants.com.au	09/10/2021	michelle@pamilyaaccountants.com.au	General Journal	Macquarie Australian Shares Fund Distribution Receivable		(3,328.57)	(4,775.01)
30/06/2021	michelle@pamilyaaccountants.com.au	09/10/2021		General Journal	MAQ0443AU2 - Macq Australian Shares Fund - Custom Tax Data - 30/06/2021		0.00	(4,775.01)
							(4,775.01)	(4,775.01)
<u>Macquarie Aust Small Comps Fund (MAQ0454AU1)</u>								
12/10/2020	Bank Data Service	09/10/2021	michelle@pamilyaaccountants.com.au	Bank Statement	MIML 1 13547 13898 50		(273.30)	(273.30)
12/01/2021	michelle@pamilyaaccountants.com.au	09/10/2021	michelle@pamilyaaccountants.com.au	Bank Statement	MIML 1 3547 14077		(240.36)	(513.66)
13/04/2021	michelle@pamilyaaccountants.com.au	09/10/2021	michelle@pamilyaaccountants.com.au	Bank Statement	MIML 1 3547 14236		(268.75)	(782.41)
30/06/2021	michelle@pamilyaaccountants.com.au	09/10/2021	michelle@pamilyaaccountants.com.au	General Journal	Macquarie Australian Small Companies Fund Distribution Receivable		(320.46)	(1,102.87)

Gary Olsen Superannuation Fund

General Ledger - Audit View

For The Period 01 July 2020 - 30 June 2021

Transaction Date	Transaction Source	Processed Date	Last Modified By	Transaction Type	Description	Units	Amount \$	Balance \$
30/06/2021	michelle@familyaacco untants.com.au	09/10/2021		General Journal	MAQ0454AU1 - Macquarie Aust Small Comps Fund - Custom Tax Data - 30/06/2021		0.00	(1,102.87)
							(1,102.87)	(1,102.87)
<u>Arrowstreet Global Equity Fund (MAQ0464AU)</u>								
12/01/2021	michelle@familyaacco untants.com.au	08/10/2021	michelle@familyaacco untants.com.au	Bank Statement	MIML 1 87753 14077		(403.95)	(403.95)
30/06/2021	michelle@familyaacco untants.com.au	08/10/2021	michelle@familyaacco untants.com.au	General Journal	Arrowstreet Global Equity Fund Distribution Receivable		(31,505.04)	(31,908.99)
30/06/2021	michelle@familyaacco untants.com.au	08/10/2021		General Journal	MAQ0464AU - Arrowstreet Global Equity Fund - Custom Tax Data - 30/06/2021		0.00	(31,908.99)
							(31,908.99)	(31,908.99)
<u>Magellan Global Fd (MGE0001AU2)</u>								
19/11/2020	Bank Data Service	09/10/2021	michelle@familyaacco untants.com.au	Bank Statement	MAGELLAN MAGELLAN0002116697 50 [System Matched Income Data]		(2,000.65)	(2,000.65)
30/06/2021	michelle@familyaacco untants.com.au	09/10/2021	michelle@familyaacco untants.com.au	General Journal	Magellan Global Fund Distribution Receivable		(2,090.84)	(4,091.49)
30/06/2021	michelle@familyaacco untants.com.au	09/10/2021		General Journal	MGE0001AU2 - Magellan Global Fd - Generate Tax Data - 30/06/2021		0.00	(4,091.49)
							(4,091.49)	(4,091.49)
<u>Perpetual's Wholesale Australian Share Fund (PER0049AU)</u>								
14/01/2021	michelle@familyaacco untants.com.au	09/10/2021	michelle@familyaacco untants.com.au	Bank Statement	PIML UT Distribu AC801000074		(709.64)	(709.64)
30/06/2021	michelle@familyaacco untants.com.au	09/10/2021	michelle@familyaacco untants.com.au	General Journal	Perpetual Wholesale Funds Distribution Receivable		(1,240.73)	(1,950.37)
30/06/2021	michelle@familyaacco untants.com.au	09/10/2021		General Journal	PER0049AU - Perpetual's Wholesale Australian Share Fund - Custom Tax Data - 30/06/2021		0.00	(1,950.37)
							(1,950.37)	(1,950.37)
<u>UBS Australian Bond Fund (SBC0813AU)</u>								
07/10/2020	Bank Data Service	09/10/2021	michelle@familyaacco untants.com.au	Bank Statement	UBS Global AM 10299188 DVND 56		(553.35)	(553.35)
07/01/2021	michelle@familyaacco untants.com.au	09/10/2021	michelle@familyaacco untants.com.au	Bank Statement	UBS Global [System Matched Income Data]		(553.35)	(1,106.70)
08/04/2021	michelle@familyaacco untants.com.au	09/10/2021	michelle@familyaacco untants.com.au	Bank Statement	UBS Global AM 10299188		(553.35)	(1,660.05)
30/06/2021	michelle@familyaac	09/10/2021	michelle@familyaac	General Journal	UBS Australian Bond Fund Distribution		(4,290.79)	(5,950.84)

Gary Olsen Superannuation Fund

General Ledger - Audit View

For The Period 01 July 2020 - 30 June 2021

Transaction Date	Transaction Source	Processed Date	Last Modified By	Transaction Type	Description	Units	Amount \$	Balance \$
	countants.com.au		countants.com.au		Receivable			
30/06/2021	michelle@pamilyaacco untants.com.au	09/10/2021		General Journal	SBC0813AU - UBS Australian Bond Fund - Custom Tax Data - 30/06/2021		0.00	(5,950.84)
							(5,950.84)	(5,950.84)
<u>Schroder Fixed Income Fd Ws Class (SCH0028AU)</u>								
06/10/2020	Bank Data Service	09/10/2021	michelle@pamilyaacco untants.com.au	Bank Statement	SCHRODER INVESTM SCH0003549274 50		(657.09)	(657.09)
07/01/2021	michelle@pamilyaacco untants.com.au	09/10/2021	michelle@pamilyaacco untants.com.au	Bank Statement	Schroder Investments		(659.28)	(1,316.37)
08/04/2021	michelle@pamilyaacco untants.com.au	09/10/2021	michelle@pamilyaacco untants.com.au	Bank Statement	Schroder Investm SCH0003692111		(638.20)	(1,954.57)
30/06/2021	michelle@pamilyaacco untants.com.au	09/10/2021	michelle@pamilyaacco untants.com.au	General Journal	Schroders Fixed Income Fund Distribution Receivable		(646.88)	(2,601.45)
30/06/2021	michelle@pamilyaacco untants.com.au	09/10/2021		General Journal	SCH0028AU - Schroder Fixed Income Fd Ws Class - Custom Tax Data - 30/06/2021		0.00	(2,601.45)
							(2,601.45)	(2,601.45)
<u>Schroder Wholesale Aust Equity Fund (SCH0101AU)</u>								
07/01/2021	michelle@pamilyaacco untants.com.au	09/10/2021	michelle@pamilyaacco untants.com.au	Bank Statement	Schroder Investments SCH0003615485		(1,530.47)	(1,530.47)
30/06/2021	michelle@pamilyaacco untants.com.au	09/10/2021	michelle@pamilyaacco untants.com.au	General Journal	Schroder Wholesale Australian Equity Fund Distribution Receivable		(1,709.94)	(3,240.41)
30/06/2021	michelle@pamilyaacco untants.com.au	09/10/2021		General Journal	SCH0101AU - Schroder Wholesale Aust Equity Fund - Custom Tax Data - 30/06/2021		0.00	(3,240.41)
							(3,240.41)	(3,240.41)
<u>Vanguard Msci Index International Shares Etf (VGS.AX1)</u>								
16/10/2020	Bank Data Service	09/10/2021	michelle@pamilyaacco untants.com.au	Bank Statement	VGS PAYMENT OCT20/00805108 DVND 56		(341.21)	(341.21)
19/01/2021	michelle@pamilyaacco untants.com.au	09/10/2021	michelle@pamilyaacco untants.com.au	Bank Statement	VGS Payment Jan21/00805328 [System Matched Income Data]		(398.92)	(740.13)
20/04/2021	michelle@pamilyaacco untants.com.au	09/10/2021	michelle@pamilyaacco untants.com.au	Bank Statement	VGS Payment Apr21/00805418 [System Matched Income Data]		(312.11)	(1,052.24)
30/06/2021	michelle@pamilyaacco untants.com.au	09/10/2021	michelle@pamilyaacco untants.com.au	General Journal	Vanguard MSCI Index International Shares Distribution Receivable		(804.08)	(1,856.32)
30/06/2021	michelle@pamilyaacco untants.com.au	09/10/2021		General Journal	VGS.AX1 - Vanguard Msci Index International Shares Etf - Generate Tax Data - 30/06/2021		0.00	(1,856.32)
							(1,856.32)	(1,856.32)

Gary Olsen Superannuation Fund

General Ledger - Audit View

For The Period 01 July 2020 - 30 June 2021

Transaction Date	Transaction Source	Processed Date	Last Modified By	Transaction Type	Description	Units	Amount \$	Balance \$
<u>Spdr S&p World Ex Australia Fund (WXOZ.AX)</u>								
30/06/2021	michelle@pamilyaacco untants.com.au	09/10/2021	michelle@pamilyaacco untants.com.au	General Journal	SPDR S&P World Ex Australian Fund Distribution Receivable		(1,349.41)	(1,349.41)
30/06/2021	michelle@pamilyaacco untants.com.au	09/10/2021	michelle@pamilyaacco untants.com.au	General Journal	WXOZ.AX - Spdr S&p World Ex Australia Fund - Generate Tax Data - 30/06/2021		0.00	(1,349.41)
30/06/2021	michelle@pamilyaacco untants.com.au	09/10/2021		General Journal	WXOZ.AX - Spdr S&p World Ex Australia Fund - Generate Tax Data - 30/06/2021		0.00	(1,349.41)
							(1,349.41)	(1,349.41)
Dividends Received (23900)								
<u>Pm Capital Global Opportunities Fund Limited - Ordinary Fully Paid (PGF.AX)</u>								
08/10/2020	Bank Data Service	23/09/2021	michelle@pamilyaacco untants.com.au	Bank Statement	PM CAPITAL GLOBA S00042291994 DVND 56 [System Matched Income Data]		(2,000.00)	(2,000.00)
25/03/2021	michelle@pamilyaacco untants.com.au	23/09/2021	michelle@pamilyaacco untants.com.au	Bank Statement	PGF Div S00042291994 [System Matched Income Data]		(2,000.00)	(4,000.00)
							(4,000.00)	(4,000.00)
Changes in Market Values of Investments (24700)								
<u>Changes in Market Values of Investments (24700)</u>								
31/10/2020	SYSTEM	30/10/2020		System Journal	Revaluation - 29/10/2020 @ \$2.545800 (Exit) - 26,451.483600 Units on hand (IML0002AU)		3,949.20	3,949.20
31/10/2020	SYSTEM	30/10/2020		System Journal	Revaluation - 28/10/2020 @ \$1.141600 (Exit) - 122,967.172000 Units on hand (SBC0813AU)		2,078.15	6,027.35
31/10/2020	SYSTEM	30/10/2020		System Journal	Revaluation - 29/10/2020 @ \$1.181695 (Exit) - 90,153.399000 Units on hand (PER0049AU)		(3,500.84)	2,526.51
31/10/2020	SYSTEM	30/10/2020		System Journal	Revaluation - 29/10/2020 @ \$0.899600 (Exit) - 41,732.356500 Units on hand (COL0001AU)		(2,391.27)	135.24
31/10/2020	SYSTEM	30/10/2020		System Journal	Revaluation - 29/10/2020 @ \$3.725242 (Exit) - 22,152.261600 Units on hand (AAP0007AU)		(10,929.11)	(10,793.87)
31/10/2020	SYSTEM	30/10/2020		System Journal	Revaluation - 29/10/2020 @ \$2.665900 (Exit) - 33,055.820000 Units on hand (MAQ0454AU)		(7,103.70)	(17,897.57)
31/10/2020	SYSTEM	30/10/2020		System Journal	Revaluation - 28/10/2020 @ \$0.981400 (Exit) - 140,081.680000 Units on hand (MAQ0277AU)		2,059.20	(15,838.37)

Gary Olsen Superannuation Fund
General Ledger - Audit View

For The Period 01 July 2020 - 30 June 2021

Transaction Date	Transaction Source	Processed Date	Last Modified By	Transaction Type	Description	Units	Amount \$	Balance \$
31/10/2020	SYSTEM	30/10/2020		System Journal	Revaluation - 30/10/2020 @ \$56.020000 (System Price) - 1,400.000000 Units on hand (IEU.AX)		4,942.00	(10,896.37)
31/10/2020	SYSTEM	30/10/2020		System Journal	Revaluation - 29/10/2020 @ \$1.203300 (Exit) - 121,319.677400 Units on hand (SCH0028AU)		(1,807.67)	(12,704.04)
31/10/2020	SYSTEM	30/10/2020		System Journal	Revaluation - 29/10/2020 @ \$1.153876 (Exit) - 65,650.090000 Units on hand (BAR0814AU)		(2,108.02)	(14,812.06)
31/10/2020	SYSTEM	30/10/2020		System Journal	Revaluation - 30/10/2020 @ \$78.600000 (System Price) - 989.000000 Units on hand (VGS.AX)		(1,710.97)	(16,523.03)
31/10/2020	SYSTEM	30/10/2020		System Journal	Revaluation - 29/10/2020 @ \$1.662200 (Exit) - 47,887.280000 Units on hand (MAQ0443AU)		(378.31)	(16,901.34)
31/10/2020	SYSTEM	30/10/2020		System Journal	Revaluation - 28/10/2020 @ \$1.050800 (Exit) - 32,129.087500 Units on hand (CRM0008AU)		(1,384.77)	(18,286.11)
31/10/2020	SYSTEM	30/10/2020		System Journal	Revaluation - 29/10/2020 @ \$1.016800 (Exit) - 140,255.238800 Units on hand (ETL0015AU)		925.68	(17,360.43)
31/10/2020	SYSTEM	30/10/2020		System Journal	Revaluation - 29/10/2020 @ \$1.159100 (Exit) - 98,029.122100 Units on hand (SCH0101AU)		2,450.72	(14,909.71)
31/10/2020	SYSTEM	30/10/2020		System Journal	Revaluation - 30/10/2020 @ \$33.200000 (System Price) - 2,312.000000 Units on hand (WXOZ.AX)		(2,312.00)	(17,221.71)
31/10/2020	SYSTEM	30/10/2020		System Journal	Revaluation - 29/10/2020 @ \$31.762400 (Exit) - 2,311.040000 Units on hand (FID0008AU)		2,030.48	(15,191.23)
31/10/2020	SYSTEM	30/10/2020		System Journal	Revaluation - 29/10/2020 @ \$2.096200 (Exit) - 54,731.870000 Units on hand (MAQ0404AU)		15,762.77	571.54
31/10/2020	SYSTEM	30/10/2020		System Journal	Revaluation - 29/10/2020 @ \$2.653800 (Exit) - 40,996.862300 Units on hand (MGE0001AU)		(1,238.10)	(666.56)
31/10/2020	SYSTEM	30/10/2020		System Journal	Revaluation - 29/10/2020 @ \$1.064100 (Exit) - 147,512.490000 Units on hand (MAQ0464AU)		7,198.61	6,532.05
31/10/2020	SYSTEM	30/10/2020		System Journal	Revaluation - 30/10/2020 @ \$0.995000 (System Price) - 80,000.000000 Units on hand (PGF.AX)		(7,600.00)	(1,067.95)

Gary Olsen Superannuation Fund
General Ledger - Audit View

For The Period 01 July 2020 - 30 June 2021

Transaction Date	Transaction Source	Processed Date	Last Modified By	Transaction Type	Description	Units	Amount \$	Balance \$
31/10/2020	SYSTEM	30/10/2020		System Journal	Revaluation - 29/10/2020 @ \$1.556100 (Exit) - 53,129.269000 Units on hand (HOW0034AU)		(2,374.88)	(3,442.83)
30/11/2020	SYSTEM	29/11/2020		System Journal	Revaluation - 26/11/2020 @ \$2.860100 (Exit) - 26,451.483600 Units on hand (IML0002AU)		(8,313.70)	(11,756.53)
30/11/2020	SYSTEM	29/11/2020		System Journal	Revaluation - 25/11/2020 @ \$1.137700 (Exit) - 122,967.172000 Units on hand (SBC0813AU)		479.57	(11,276.96)
30/11/2020	SYSTEM	29/11/2020		System Journal	Revaluation - 26/11/2020 @ \$1.336855 (Exit) - 90,153.399000 Units on hand (PER0049AU)		(13,988.20)	(25,265.16)
30/11/2020	SYSTEM	29/11/2020		System Journal	Revaluation - 26/11/2020 @ \$0.993900 (Exit) - 41,732.356500 Units on hand (COL0001AU)		(3,935.36)	(29,200.52)
30/11/2020	SYSTEM	29/11/2020		System Journal	Revaluation - 26/11/2020 @ \$4.026938 (Exit) - 22,152.261600 Units on hand (AAP0007AU)		(6,683.24)	(35,883.76)
30/11/2020	SYSTEM	29/11/2020		System Journal	Revaluation - 25/11/2020 @ \$2.876900 (Exit) - 33,055.820000 Units on hand (MAQ0454AU)		(6,974.78)	(42,858.54)
30/11/2020	SYSTEM	29/11/2020		System Journal	Revaluation - 24/11/2020 @ \$0.986800 (Exit) - 140,081.680000 Units on hand (MAQ0277AU)		(756.44)	(43,614.98)
30/11/2020	SYSTEM	29/11/2020		System Journal	Revaluation - 27/11/2020 @ \$63.110000 (System Price) - 1,400.000000 Units on hand (IEU.AX)		(9,926.00)	(53,540.98)
30/11/2020	SYSTEM	29/11/2020		System Journal	Revaluation - 26/11/2020 @ \$1.204600 (Exit) - 121,319.677400 Units on hand (SCH0028AU)		(157.71)	(53,698.69)
30/11/2020	SYSTEM	29/11/2020		System Journal	Revaluation - 26/11/2020 @ \$1.273423 (Exit) - 65,650.090000 Units on hand (BAR0814AU)		(7,848.27)	(61,546.96)
30/11/2020	SYSTEM	29/11/2020		System Journal	Revaluation - 27/11/2020 @ \$84.550000 (System Price) - 989.000000 Units on hand (VGS.AX)		(5,884.55)	(67,431.51)
30/11/2020	SYSTEM	29/11/2020		System Journal	Revaluation - 25/11/2020 @ \$1.864000 (Exit) - 47,887.280000 Units on hand (MAQ0443AU)		(9,663.65)	(77,095.16)
30/11/2020	SYSTEM	29/11/2020		System Journal	Revaluation - 26/11/2020 @ \$1.186700 (Exit) - 32,129.087500 Units on hand (CRM0008AU)		(4,366.34)	(81,461.50)

Gary Olsen Superannuation Fund
General Ledger - Audit View

For The Period 01 July 2020 - 30 June 2021

Transaction Date	Transaction Source	Processed Date	Last Modified By	Transaction Type	Description	Units	Amount \$	Balance \$
30/11/2020	SYSTEM	29/11/2020		System Journal	Revaluation - 26/11/2020 @ \$1.337600 (Exit) - 98,029.122100 Units on hand (SCH0101AU)		(17,498.19)	(98,959.69)
30/11/2020	SYSTEM	29/11/2020		System Journal	Revaluation - 27/11/2020 @ \$35.730000 (System Price) - 2,312.000000 Units on hand (WZOZ.AX)		(5,849.36)	(104,809.05)
30/11/2020	SYSTEM	29/11/2020		System Journal	Revaluation - 26/11/2020 @ \$34.901900 (Exit) - 2,311.040000 Units on hand (FID0008AU)		(7,255.51)	(112,064.56)
30/11/2020	SYSTEM	29/11/2020		System Journal	Revaluation - 25/11/2020 @ \$2.225700 (Exit) - 54,731.870000 Units on hand (MAQ0404AU)		(7,087.77)	(119,152.33)
30/11/2020	SYSTEM	29/11/2020		System Journal	Revaluation - 26/11/2020 @ \$2.553900 (Exit) - 40,996.862300 Units on hand (MGE0001AU)		4,095.58	(115,056.75)
30/11/2020	SYSTEM	29/11/2020		System Journal	Revaluation - 25/11/2020 @ \$1.140500 (Exit) - 147,512.490000 Units on hand (MAQ0464AU)		(11,269.95)	(126,326.70)
30/11/2020	SYSTEM	29/11/2020		System Journal	Revaluation - 27/11/2020 @ \$1.130000 (System Price) - 80,000.000000 Units on hand (PGF.AX)		(10,800.00)	(137,126.70)
30/11/2020	SYSTEM	29/11/2020		System Journal	Revaluation - 26/11/2020 @ \$1.676300 (Exit) - 53,129.269000 Units on hand (HOW0034AU)		(6,386.13)	(143,512.83)
31/12/2020	SYSTEM	30/12/2020		System Journal	Revaluation - 29/12/2020 @ \$2.813200 (Exit) - 26,451.483600 Units on hand (IML0002AU)		1,240.58	(142,272.25)
31/12/2020	SYSTEM	30/12/2020		System Journal	Revaluation - 18/12/2020 @ \$1.135700 (Exit) - 122,967.172000 Units on hand (SBC0813AU)		245.93	(142,026.32)
31/12/2020	SYSTEM	30/12/2020		System Journal	Revaluation - 29/12/2020 @ \$1.342312 (Exit) - 90,153.399000 Units on hand (PER0049AU)		(491.97)	(142,518.29)
31/12/2020	SYSTEM	30/12/2020		System Journal	Revaluation - 29/12/2020 @ \$1.017900 (Exit) - 41,732.356500 Units on hand (COL0001AU)		(1,001.58)	(143,519.87)
31/12/2020	SYSTEM	30/12/2020		System Journal	Revaluation - 29/12/2020 @ \$4.315548 (Exit) - 22,152.261600 Units on hand (AAP0007AU)		(6,393.37)	(149,913.24)
31/12/2020	SYSTEM	30/12/2020		System Journal	Revaluation - 29/12/2020 @ \$2.991600 (Exit) - 33,055.820000 Units on hand (MAQ0454AU)		(3,791.50)	(153,704.74)

Gary Olsen Superannuation Fund
General Ledger - Audit View

For The Period 01 July 2020 - 30 June 2021

Transaction Date	Transaction Source	Processed Date	Last Modified By	Transaction Type	Description	Units	Amount \$	Balance \$
31/12/2020	SYSTEM	30/12/2020		System Journal	Revaluation - 24/12/2020 @ \$0.988200 (Exit) - 140,081.680000 Units on hand (MAQ0277AU)		(196.12)	(153,900.86)
31/12/2020	SYSTEM	30/12/2020		System Journal	Revaluation - 30/12/2020 @ \$63.610000 (System Price) - 1,400.000000 Units on hand (IEU.AX)		(700.00)	(154,600.86)
31/12/2020	SYSTEM	30/12/2020		System Journal	Revaluation - 29/12/2020 @ \$1.206500 (Exit) - 121,319.677400 Units on hand (SCH0028AU)		(230.51)	(154,831.37)
31/12/2020	SYSTEM	30/12/2020		System Journal	Revaluation - 29/12/2020 @ \$1.288088 (Exit) - 65,650.090000 Units on hand (BAR0814AU)		(962.76)	(155,794.13)
31/12/2020	SYSTEM	30/12/2020		System Journal	Revaluation - 30/12/2020 @ \$84.710000 (System Price) - 989.000000 Units on hand (VGS.AX)		(158.24)	(155,952.37)
31/12/2020	SYSTEM	30/12/2020		System Journal	Revaluation - 29/12/2020 @ \$1.863800 (Exit) - 47,887.280000 Units on hand (MAQ0443AU)		9.58	(155,942.79)
31/12/2020	SYSTEM	30/12/2020		System Journal	Revaluation - 29/12/2020 @ \$1.231700 (Exit) - 32,129.087500 Units on hand (CRM0008AU)		(1,445.81)	(157,388.60)
31/12/2020	SYSTEM	30/12/2020		System Journal	Revaluation - 29/12/2020 @ \$1.017300 (Exit) - 140,255.238800 Units on hand (ETL0015AU)		(70.12)	(157,458.72)
31/12/2020	SYSTEM	30/12/2020		System Journal	Revaluation - 29/12/2020 @ \$1.331900 (Exit) - 98,029.122100 Units on hand (SCH0101AU)		558.76	(156,899.96)
31/12/2020	SYSTEM	30/12/2020		System Journal	Revaluation - 30/12/2020 @ \$35.880000 (System Price) - 2,312.000000 Units on hand (WXOZ.AX)		(346.80)	(157,246.76)
31/12/2020	SYSTEM	30/12/2020		System Journal	Revaluation - 29/12/2020 @ \$35.967800 (Exit) - 2,311.040000 Units on hand (FID0008AU)		(2,463.33)	(159,710.09)
31/12/2020	SYSTEM	30/12/2020		System Journal	Revaluation - 29/12/2020 @ \$2.251600 (Exit) - 54,731.870000 Units on hand (MAQ0404AU)		(1,417.56)	(161,127.65)
31/12/2020	SYSTEM	30/12/2020		System Journal	Revaluation - 24/12/2020 @ \$2.429200 (Exit) - 40,996.862300 Units on hand (MGE0001AU)		5,112.31	(156,015.34)
31/12/2020	SYSTEM	30/12/2020		System Journal	Revaluation - 29/12/2020 @ \$1.164600 (Exit) - 147,512.490000 Units on hand (MAQ0464AU)		(3,555.06)	(159,570.40)

Gary Olsen Superannuation Fund
General Ledger - Audit View

For The Period 01 July 2020 - 30 June 2021

Transaction Date	Transaction Source	Processed Date	Last Modified By	Transaction Type	Description	Units	Amount \$	Balance \$
31/12/2020	SYSTEM	30/12/2020		System Journal	Revaluation - 30/12/2020 @ \$1.200000 (System Price) - 80,000.000000 Units on hand (PGF.AX)		(5,600.00)	(165,170.40)
31/12/2020	SYSTEM	30/12/2020		System Journal	Revaluation - 29/12/2020 @ \$1.674400 (Exit) - 53,129.269000 Units on hand (HOW0034AU)		100.94	(165,069.46)
31/01/2021	SYSTEM	30/01/2021		System Journal	Revaluation - 28/01/2021 @ \$2.756000 (Exit) - 26,451.483600 Units on hand (IML0002AU)		1,513.02	(163,556.44)
31/01/2021	SYSTEM	30/01/2021		System Journal	Revaluation - 27/01/2021 @ \$1.129300 (Exit) - 122,967.172000 Units on hand (SBC0813AU)		786.99	(162,769.45)
31/01/2021	SYSTEM	30/01/2021		System Journal	Revaluation - 28/01/2021 @ \$1.321417 (Exit) - 90,153.399000 Units on hand (PER0049AU)		1,883.76	(160,885.69)
31/01/2021	SYSTEM	30/01/2021		System Journal	Revaluation - 28/01/2021 @ \$0.966300 (Exit) - 41,732.356500 Units on hand (COL0001AU)		2,153.39	(158,732.30)
31/01/2021	SYSTEM	30/01/2021		System Journal	Revaluation - 28/01/2021 @ \$4.296746 (Exit) - 22,152.261600 Units on hand (AAP0007AU)		416.51	(158,315.79)
31/01/2021	SYSTEM	30/01/2021		System Journal	Revaluation - 27/01/2021 @ \$3.026800 (Exit) - 33,055.820000 Units on hand (MAQ0454AU)		(1,163.57)	(159,479.36)
31/01/2021	SYSTEM	30/01/2021		System Journal	Revaluation - 25/01/2021 @ \$0.987500 (Exit) - 140,081.680000 Units on hand (MAQ0277AU)		98.06	(159,381.30)
31/01/2021	SYSTEM	30/01/2021		System Journal	Revaluation - 29/01/2021 @ \$62.460000 (System Price) - 1,400.000000 Units on hand (IEU.AX)		1,610.00	(157,771.30)
31/01/2021	SYSTEM	30/01/2021		System Journal	Revaluation - 28/01/2021 @ \$1.199300 (Exit) - 121,319.677400 Units on hand (SCH0028AU)		873.50	(156,897.80)
31/01/2021	SYSTEM	30/01/2021		System Journal	Revaluation - 28/01/2021 @ \$1.262388 (Exit) - 65,650.090000 Units on hand (BAR0814AU)		1,687.20	(155,210.60)
31/01/2021	SYSTEM	30/01/2021		System Journal	Revaluation - 29/01/2021 @ \$84.020000 (System Price) - 989.000000 Units on hand (VGS.AX)		682.41	(154,528.19)
31/01/2021	SYSTEM	30/01/2021		System Journal	Revaluation - 27/01/2021 @ \$1.874200 (Exit) - 47,887.280000 Units on hand (MAQ0443AU)		(498.03)	(155,026.22)

Gary Olsen Superannuation Fund
General Ledger - Audit View

For The Period 01 July 2020 - 30 June 2021

Transaction Date	Transaction Source	Processed Date	Last Modified By	Transaction Type	Description	Units	Amount \$	Balance \$
31/01/2021	SYSTEM	30/01/2021		System Journal	Revaluation - 25/01/2021 @ \$1.165500 (Exit) - 32,129.087500 Units on hand (CRM0008AU)		2,126.95	(152,899.27)
31/01/2021	SYSTEM	30/01/2021		System Journal	Revaluation - 28/01/2021 @ \$1.009400 (Exit) - 140,255.238800 Units on hand (ETL0015AU)		1,108.01	(151,791.26)
31/01/2021	SYSTEM	30/01/2021		System Journal	Revaluation - 28/01/2021 @ \$1.325800 (Exit) - 98,029.122100 Units on hand (SCH0101AU)		597.98	(151,193.28)
31/01/2021	SYSTEM	30/01/2021		System Journal	Revaluation - 29/01/2021 @ \$35.950000 (System Price) - 2,312.000000 Units on hand (WXOZ.AX)		(161.84)	(151,355.12)
31/01/2021	SYSTEM	30/01/2021		System Journal	Revaluation - 28/01/2021 @ \$35.602800 (Exit) - 2,311.040000 Units on hand (FID0008AU)		843.53	(150,511.59)
31/01/2021	SYSTEM	30/01/2021		System Journal	Revaluation - 27/01/2021 @ \$2.257200 (Exit) - 54,731.870000 Units on hand (MAQ0404AU)		(306.50)	(150,818.09)
31/01/2021	SYSTEM	30/01/2021		System Journal	Revaluation - 27/01/2021 @ \$2.464000 (Exit) - 40,996.862300 Units on hand (MGE0001AU)		(1,426.69)	(152,244.78)
31/01/2021	SYSTEM	30/01/2021		System Journal	Revaluation - 27/01/2021 @ \$1.197000 (Exit) - 147,512.490000 Units on hand (MAQ0464AU)		(4,779.40)	(157,024.18)
31/01/2021	SYSTEM	30/01/2021		System Journal	Revaluation - 29/01/2021 @ \$1.190000 (System Price) - 80,000.000000 Units on hand (PGF.AX)		800.00	(156,224.18)
31/01/2021	SYSTEM	30/01/2021		System Journal	Revaluation - 28/01/2021 @ \$1.653800 (Exit) - 53,129.269000 Units on hand (HOW0034AU)		1,094.46	(155,129.72)
28/02/2021	SYSTEM	27/02/2021		System Journal	Revaluation - 24/02/2021 @ \$2.825400 (Exit) - 26,451.483600 Units on hand (IML0002AU)		(1,835.73)	(156,965.45)
28/02/2021	SYSTEM	27/02/2021		System Journal	Revaluation - 24/02/2021 @ \$1.103700 (Exit) - 122,967.172000 Units on hand (SBC0813AU)		3,147.96	(153,817.49)
28/02/2021	SYSTEM	27/02/2021		System Journal	Revaluation - 24/02/2021 @ \$1.373896 (Exit) - 90,153.399000 Units on hand (PER0049AU)		(4,731.16)	(158,548.65)
28/02/2021	SYSTEM	27/02/2021		System Journal	Revaluation - 24/02/2021 @ \$0.956400 (Exit) - 41,732.356500 Units on hand (COL0001AU)		413.15	(158,135.50)

Gary Olsen Superannuation Fund
General Ledger - Audit View

For The Period 01 July 2020 - 30 June 2021

Transaction Date	Transaction Source	Processed Date	Last Modified By	Transaction Type	Description	Units	Amount \$	Balance \$
28/02/2021	SYSTEM	27/02/2021		System Journal	Revaluation - 24/02/2021 @ \$4.489974 (Exit) - 22,152.261600 Units on hand (AAP0007AU)		(4,280.44)	(162,415.94)
28/02/2021	SYSTEM	27/02/2021		System Journal	Revaluation - 24/02/2021 @ \$3.079000 (Exit) - 33,055.820000 Units on hand (MAQ0454AU)		(1,725.51)	(164,141.45)
28/02/2021	SYSTEM	27/02/2021		System Journal	Revaluation - 23/02/2021 @ \$0.982900 (Exit) - 140,081.680000 Units on hand (MAQ0277AU)		644.38	(163,497.07)
28/02/2021	SYSTEM	27/02/2021		System Journal	Revaluation - 25/02/2021 @ \$63.090000 (System Price) - 1,400.000000 Units on hand (IEU.AX)		(882.00)	(164,379.07)
28/02/2021	SYSTEM	27/02/2021		System Journal	Revaluation - 24/02/2021 @ \$1.177000 (Exit) - 121,319.677400 Units on hand (SCH0028AU)		2,705.43	(161,673.64)
28/02/2021	SYSTEM	27/02/2021		System Journal	Revaluation - 24/02/2021 @ \$1.287785 (Exit) - 65,650.090000 Units on hand (BAR0814AU)		(1,667.31)	(163,340.95)
28/02/2021	SYSTEM	27/02/2021		System Journal	Revaluation - 25/02/2021 @ \$84.890000 (System Price) - 989.000000 Units on hand (VGS.AX)		(860.43)	(164,201.38)
28/02/2021	SYSTEM	27/02/2021		System Journal	Revaluation - 24/02/2021 @ \$1.880500 (Exit) - 47,887.280000 Units on hand (MAQ0443AU)		(301.69)	(164,503.07)
28/02/2021	SYSTEM	27/02/2021		System Journal	Revaluation - 24/02/2021 @ \$1.136200 (Exit) - 32,129.087500 Units on hand (CRM0008AU)		941.38	(163,561.69)
28/02/2021	SYSTEM	27/02/2021		System Journal	Revaluation - 24/02/2021 @ \$0.987700 (Exit) - 140,255.238800 Units on hand (ETL0015AU)		3,043.54	(160,518.15)
28/02/2021	SYSTEM	27/02/2021		System Journal	Revaluation - 24/02/2021 @ \$1.354600 (Exit) - 98,029.122100 Units on hand (SCH0101AU)		(2,823.24)	(163,341.39)
28/02/2021	SYSTEM	27/02/2021		System Journal	Revaluation - 25/02/2021 @ \$36.100000 (System Price) - 2,312.000000 Units on hand (WXOZ.AX)		(346.80)	(163,688.19)
28/02/2021	SYSTEM	27/02/2021		System Journal	Revaluation - 24/02/2021 @ \$36.397700 (Exit) - 2,311.040000 Units on hand (FID0008AU)		(1,837.05)	(165,525.24)
28/02/2021	SYSTEM	27/02/2021		System Journal	Revaluation - 24/02/2021 @ \$2.274800 (Exit) - 54,731.870000 Units on hand (MAQ0404AU)		(963.28)	(166,488.52)

Gary Olsen Superannuation Fund
General Ledger - Audit View

For The Period 01 July 2020 - 30 June 2021

Transaction Date	Transaction Source	Processed Date	Last Modified By	Transaction Type	Description	Units	Amount \$	Balance \$
28/02/2021	SYSTEM	27/02/2021		System Journal	Revaluation - 24/02/2021 @ \$2.407000 (Exit) - 40,996.862300 Units on hand (MGE0001AU)		2,336.82	(164,151.70)
28/02/2021	SYSTEM	27/02/2021		System Journal	Revaluation - 24/02/2021 @ \$1.228700 (Exit) - 147,512.490000 Units on hand (MAQ0464AU)		(4,676.15)	(168,827.85)
28/02/2021	SYSTEM	27/02/2021		System Journal	Revaluation - 25/02/2021 @ \$1.225000 (System Price) - 80,000.000000 Units on hand (PGF.AX)		(2,800.00)	(171,627.85)
28/02/2021	SYSTEM	27/02/2021		System Journal	Revaluation - 24/02/2021 @ \$1.705200 (Exit) - 53,129.269000 Units on hand (HOW0034AU)		(2,730.84)	(174,358.69)
31/03/2021	SYSTEM	30/03/2021		System Journal	Revaluation - 29/03/2021 @ \$2.915900 (Exit) - 26,451.483600 Units on hand (IML0002AU)		(2,393.86)	(176,752.55)
31/03/2021	SYSTEM	30/03/2021		System Journal	Revaluation - 26/03/2021 @ \$1.100000 (Exit) - 122,967.172000 Units on hand (SBC0813AU)		454.98	(176,297.57)
31/03/2021	SYSTEM	30/03/2021		System Journal	Revaluation - 29/03/2021 @ \$1.433082 (Exit) - 90,153.399000 Units on hand (PER0049AU)		(5,335.82)	(181,633.39)
31/03/2021	SYSTEM	30/03/2021		System Journal	Revaluation - 29/03/2021 @ \$0.998000 (Exit) - 41,732.356500 Units on hand (COL0001AU)		(1,736.06)	(183,369.45)
31/03/2021	SYSTEM	30/03/2021		System Journal	Revaluation - 29/03/2021 @ \$4.378688 (Exit) - 22,152.261600 Units on hand (AAP0007AU)		2,465.24	(180,904.21)
31/03/2021	SYSTEM	30/03/2021		System Journal	Revaluation - 29/03/2021 @ \$3.098300 (Exit) - 33,055.820000 Units on hand (MAQ0454AU)		(637.98)	(181,542.19)
31/03/2021	SYSTEM	30/03/2021		System Journal	Revaluation - 26/03/2021 @ \$0.979300 (Exit) - 140,081.680000 Units on hand (MAQ0277AU)		504.29	(181,037.90)
31/03/2021	SYSTEM	30/03/2021		System Journal	Revaluation - 30/03/2021 @ \$65.800000 (System Price) - 1,400.000000 Units on hand (IEU.AX)		(3,794.00)	(184,831.90)
31/03/2021	SYSTEM	30/03/2021		System Journal	Revaluation - 29/03/2021 @ \$1.173300 (Exit) - 121,319.677400 Units on hand (SCH0028AU)		448.88	(184,383.02)
31/03/2021	SYSTEM	30/03/2021		System Journal	Revaluation - 29/03/2021 @ \$1.301767 (Exit) - 65,650.090000 Units on hand (BAR0814AU)		(917.92)	(185,300.94)

Gary Olsen Superannuation Fund
General Ledger - Audit View

For The Period 01 July 2020 - 30 June 2021

Transaction Date	Transaction Source	Processed Date	Last Modified By	Transaction Type	Description	Units	Amount \$	Balance \$
31/03/2021	SYSTEM	30/03/2021		System Journal	Revaluation - 30/03/2021 @ \$88.450000 (System Price) - 989.000000 Units on hand (VGS.AX)		(3,520.84)	(188,821.78)
31/03/2021	SYSTEM	30/03/2021		System Journal	Revaluation - 29/03/2021 @ \$1.907700 (Exit) - 47,887.280000 Units on hand (MAQ0443AU)		(1,302.53)	(190,124.31)
31/03/2021	SYSTEM	30/03/2021		System Journal	Revaluation - 29/03/2021 @ \$1.172400 (Exit) - 32,129.087500 Units on hand (CRM0008AU)		(1,163.07)	(191,287.38)
31/03/2021	SYSTEM	30/03/2021		System Journal	Revaluation - 29/03/2021 @ \$0.984000 (Exit) - 140,255.238800 Units on hand (ETL0015AU)		518.95	(190,768.43)
31/03/2021	SYSTEM	30/03/2021		System Journal	Revaluation - 29/03/2021 @ \$1.383600 (Exit) - 98,029.122100 Units on hand (SCH0101AU)		(2,842.84)	(193,611.27)
31/03/2021	SYSTEM	30/03/2021		System Journal	Revaluation - 30/03/2021 @ \$37.670000 (System Price) - 2,312.000000 Units on hand (WXOZ.AX)		(3,629.84)	(197,241.11)
31/03/2021	SYSTEM	30/03/2021		System Journal	Revaluation - 29/03/2021 @ \$36.777000 (Exit) - 2,311.040000 Units on hand (FID0008AU)		(876.58)	(198,117.69)
31/03/2021	SYSTEM	30/03/2021		System Journal	Revaluation - 29/03/2021 @ \$2.426100 (Exit) - 54,731.870000 Units on hand (MAQ0404AU)		(8,280.93)	(206,398.62)
31/03/2021	SYSTEM	30/03/2021		System Journal	Revaluation - 26/03/2021 @ \$2.527500 (Exit) - 40,996.862300 Units on hand (MGE0001AU)		(4,940.12)	(211,338.74)
31/03/2021	SYSTEM	30/03/2021		System Journal	Revaluation - 29/03/2021 @ \$1.274100 (Exit) - 147,512.490000 Units on hand (MAQ0464AU)		(6,697.06)	(218,035.80)
31/03/2021	SYSTEM	30/03/2021		System Journal	Revaluation - 30/03/2021 @ \$1.280000 (System Price) - 80,000.000000 Units on hand (PGF.AX)		(4,400.00)	(222,435.80)
31/03/2021	SYSTEM	30/03/2021		System Journal	Revaluation - 29/03/2021 @ \$1.719900 (Exit) - 53,129.269000 Units on hand (HOW0034AU)		(781.00)	(223,216.80)
30/04/2021	SYSTEM	29/04/2021		System Journal	Revaluation - 28/04/2021 @ \$2.975000 (Exit) - 26,451.483600 Units on hand (IML0002AU)		(1,563.28)	(224,780.08)
30/04/2021	SYSTEM	29/04/2021		System Journal	Revaluation - 27/04/2021 @ \$1.095000 (Exit) - 122,967.172000 Units on hand (SBC0813AU)		614.84	(224,165.24)

Gary Olsen Superannuation Fund
General Ledger - Audit View

For The Period 01 July 2020 - 30 June 2021

Transaction Date	Transaction Source	Processed Date	Last Modified By	Transaction Type	Description	Units	Amount \$	Balance \$
30/04/2021	SYSTEM	29/04/2021		System Journal	Revaluation - 28/04/2021 @ \$1.489192 (Exit) - 90,153.399000 Units on hand (PER0049AU)		(5,058.51)	(229,223.75)
30/04/2021	SYSTEM	29/04/2021		System Journal	Revaluation - 28/04/2021 @ \$1.035300 (Exit) - 41,732.356500 Units on hand (COL0001AU)		(1,556.62)	(230,780.37)
30/04/2021	SYSTEM	29/04/2021		System Journal	Revaluation - 28/04/2021 @ \$4.732876 (Exit) - 22,152.261600 Units on hand (AAP0007AU)		(7,846.07)	(238,626.44)
30/04/2021	SYSTEM	29/04/2021		System Journal	Revaluation - 28/04/2021 @ \$3.228900 (Exit) - 33,055.820000 Units on hand (MAQ0454AU)		(4,317.09)	(242,943.53)
30/04/2021	SYSTEM	29/04/2021		System Journal	Revaluation - 27/04/2021 @ \$0.979800 (Exit) - 140,081.680000 Units on hand (MAQ0277AU)		(70.04)	(243,013.57)
30/04/2021	SYSTEM	29/04/2021		System Journal	Revaluation - 29/04/2021 @ \$68.550000 (System Price) - 1,400.000000 Units on hand (IEU.AX)		(3,850.00)	(246,863.57)
30/04/2021	SYSTEM	29/04/2021		System Journal	Revaluation - 28/04/2021 @ \$1.170500 (Exit) - 121,319.677400 Units on hand (SCH0028AU)		339.70	(246,523.87)
30/04/2021	SYSTEM	29/04/2021		System Journal	Revaluation - 28/04/2021 @ \$1.357232 (Exit) - 65,650.090000 Units on hand (BAR0814AU)		(3,641.28)	(250,165.15)
30/04/2021	SYSTEM	29/04/2021		System Journal	Revaluation - 29/04/2021 @ \$91.450000 (System Price) - 989.000000 Units on hand (VGS.AX)		(2,967.00)	(253,132.15)
30/04/2021	SYSTEM	29/04/2021		System Journal	Revaluation - 28/04/2021 @ \$1.962100 (Exit) - 47,887.280000 Units on hand (MAQ0443AU)		(2,605.07)	(255,737.22)
30/04/2021	SYSTEM	29/04/2021		System Journal	Revaluation - 27/04/2021 @ \$1.203500 (Exit) - 32,129.087500 Units on hand (CRM0008AU)		(999.22)	(256,736.44)
30/04/2021	SYSTEM	29/04/2021		System Journal	Revaluation - 28/04/2021 @ \$0.986600 (Exit) - 140,255.238800 Units on hand (ETL0015AU)		(364.67)	(257,101.11)
30/04/2021	SYSTEM	29/04/2021		System Journal	Revaluation - 28/04/2021 @ \$1.416200 (Exit) - 98,029.122100 Units on hand (SCH0101AU)		(3,195.75)	(260,296.86)
30/04/2021	SYSTEM	29/04/2021		System Journal	Revaluation - 29/04/2021 @ \$38.880000 (System Price) - 2,312.000000 Units on hand (WXOZ.AX)		(2,797.52)	(263,094.38)

Gary Olsen Superannuation Fund
General Ledger - Audit View

For The Period 01 July 2020 - 30 June 2021

Transaction Date	Transaction Source	Processed Date	Last Modified By	Transaction Type	Description	Units	Amount \$	Balance \$
30/04/2021	SYSTEM	29/04/2021		System Journal	Revaluation - 28/04/2021 @ \$38.646500 (Exit) - 2,311.040000 Units on hand (FID0008AU)		(4,320.49)	(267,414.87)
30/04/2021	SYSTEM	29/04/2021		System Journal	Revaluation - 28/04/2021 @ \$2.452500 (Exit) - 54,731.870000 Units on hand (MAQ0404AU)		(1,444.92)	(268,859.79)
30/04/2021	SYSTEM	29/04/2021		System Journal	Revaluation - 27/04/2021 @ \$2.625200 (Exit) - 40,996.862300 Units on hand (MGE0001AU)		(4,005.39)	(272,865.18)
30/04/2021	SYSTEM	29/04/2021		System Journal	Revaluation - 28/04/2021 @ \$1.310800 (Exit) - 147,512.490000 Units on hand (MAQ0464AU)		(5,413.71)	(278,278.89)
30/04/2021	SYSTEM	29/04/2021		System Journal	Revaluation - 29/04/2021 @ \$1.320000 (System Price) - 80,000.000000 Units on hand (PGF.AX)		(3,200.00)	(281,478.89)
30/04/2021	SYSTEM	29/04/2021		System Journal	Revaluation - 28/04/2021 @ \$1.777300 (Exit) - 53,129.269000 Units on hand (HOW0034AU)		(3,049.62)	(284,528.51)
31/05/2021	SYSTEM	30/05/2021		System Journal	Revaluation - 27/05/2021 @ \$3.010800 (Exit) - 26,451.483600 Units on hand (IML0002AU)		(946.97)	(285,475.48)
31/05/2021	SYSTEM	30/05/2021		System Journal	Revaluation - 27/05/2021 @ \$1.102500 (Exit) - 122,967.172000 Units on hand (SBC0813AU)		(922.26)	(286,397.74)
31/05/2021	SYSTEM	30/05/2021		System Journal	Revaluation - 27/05/2021 @ \$1.501425 (Exit) - 90,153.399000 Units on hand (PER0049AU)		(1,102.85)	(287,500.59)
31/05/2021	SYSTEM	30/05/2021		System Journal	Revaluation - 27/05/2021 @ \$1.043900 (Exit) - 41,732.356500 Units on hand (COL0001AU)		(358.90)	(287,859.49)
31/05/2021	SYSTEM	30/05/2021		System Journal	Revaluation - 27/05/2021 @ \$4.821142 (Exit) - 22,152.261600 Units on hand (AAP0007AU)		(1,955.29)	(289,814.78)
31/05/2021	SYSTEM	30/05/2021		System Journal	Revaluation - 27/05/2021 @ \$3.147400 (Exit) - 33,055.820000 Units on hand (MAQ0454AU)		2,694.05	(287,120.73)
31/05/2021	SYSTEM	30/05/2021		System Journal	Revaluation - 26/05/2021 @ \$0.979000 (Exit) - 140,081.680000 Units on hand (MAQ0277AU)		112.07	(287,008.66)
31/05/2021	SYSTEM	30/05/2021		System Journal	Revaluation - 28/05/2021 @ \$70.970000 (System Price) - 1,400.000000 Units on hand (IEU.AX)		(3,388.00)	(290,396.66)

Gary Olsen Superannuation Fund
General Ledger - Audit View

For The Period 01 July 2020 - 30 June 2021

Transaction Date	Transaction Source	Processed Date	Last Modified By	Transaction Type	Description	Units	Amount \$	Balance \$
31/05/2021	SYSTEM	30/05/2021		System Journal	Revaluation - 27/05/2021 @ \$1.179100 (Exit) - 121,319.677400 Units on hand (SCH0028AU)		(1,043.35)	(291,440.01)
31/05/2021	SYSTEM	30/05/2021		System Journal	Revaluation - 27/05/2021 @ \$1.363093 (Exit) - 65,650.090000 Units on hand (BAR0814AU)		(384.78)	(291,824.79)
31/05/2021	SYSTEM	30/05/2021		System Journal	Revaluation - 28/05/2021 @ \$92.850000 (System Price) - 989.000000 Units on hand (VGS.AX)		(1,384.60)	(293,209.39)
31/05/2021	SYSTEM	30/05/2021		System Journal	Revaluation - 27/05/2021 @ \$1.980100 (Exit) - 47,887.280000 Units on hand (MAQ0443AU)		(861.97)	(294,071.36)
31/05/2021	SYSTEM	30/05/2021		System Journal	Revaluation - 27/05/2021 @ \$1.244600 (Exit) - 32,129.087500 Units on hand (CRM0008AU)		(1,320.50)	(295,391.86)
31/05/2021	SYSTEM	30/05/2021		System Journal	Revaluation - 27/05/2021 @ \$0.993000 (Exit) - 140,255.238800 Units on hand (ETL0015AU)		(897.63)	(296,289.49)
31/05/2021	SYSTEM	30/05/2021		System Journal	Revaluation - 27/05/2021 @ \$1.426800 (Exit) - 98,029.122100 Units on hand (SCH0101AU)		(1,039.11)	(297,328.60)
31/05/2021	SYSTEM	30/05/2021		System Journal	Revaluation - 28/05/2021 @ \$39.510000 (System Price) - 2,312.000000 Units on hand (WXOZ.AX)		(1,456.56)	(298,785.16)
31/05/2021	SYSTEM	30/05/2021		System Journal	Revaluation - 27/05/2021 @ \$39.050600 (Exit) - 2,311.040000 Units on hand (FID0008AU)		(933.89)	(299,719.05)
31/05/2021	SYSTEM	30/05/2021		System Journal	Revaluation - 27/05/2021 @ \$2.491800 (Exit) - 54,731.870000 Units on hand (MAQ0404AU)		(2,150.96)	(301,870.01)
31/05/2021	SYSTEM	30/05/2021		System Journal	Revaluation - 27/05/2021 @ \$2.613000 (Exit) - 40,996.862300 Units on hand (MGE0001AU)		500.16	(301,369.85)
31/05/2021	SYSTEM	30/05/2021		System Journal	Revaluation - 27/05/2021 @ \$1.321800 (Exit) - 147,512.490000 Units on hand (MAQ0464AU)		(1,622.64)	(302,992.49)
31/05/2021	SYSTEM	30/05/2021		System Journal	Revaluation - 28/05/2021 @ \$1.585000 (System Price) - 80,000.000000 Units on hand (PGF.AX)		(21,200.00)	(324,192.49)
31/05/2021	SYSTEM	30/05/2021		System Journal	Revaluation - 27/05/2021 @ \$1.783100 (Exit) - 53,129.269000 Units on hand (HOW0034AU)		(308.15)	(324,500.64)

Gary Olsen Superannuation Fund
General Ledger - Audit View

For The Period 01 July 2020 - 30 June 2021

Transaction Date	Transaction Source	Processed Date	Last Modified By	Transaction Type	Description	Units	Amount \$	Balance \$
30/06/2021	SYSTEM	29/06/2021		System Journal	Revaluation - 28/06/2021 @ \$3.061000 (Exit) - 26,451.483600 Units on hand (IML0002AU)		(1,327.86)	(325,828.50)
30/06/2021	SYSTEM	29/06/2021		System Journal	Revaluation - 28/06/2021 @ \$1.103100 (Exit) - 122,967.172000 Units on hand (SBC0813AU)		(73.78)	(325,902.28)
30/06/2021	SYSTEM	29/06/2021		System Journal	Revaluation - 28/06/2021 @ \$1.540681 (Exit) - 90,153.399000 Units on hand (PER0049AU)		(3,539.06)	(329,441.34)
30/06/2021	SYSTEM	29/06/2021		System Journal	Revaluation - 28/06/2021 @ \$1.109300 (Exit) - 41,732.356500 Units on hand (COL0001AU)		(2,729.29)	(332,170.63)
30/06/2021	SYSTEM	29/06/2021		System Journal	Revaluation - 28/06/2021 @ \$4.876924 (Exit) - 22,152.261600 Units on hand (AAP0007AU)		(1,235.70)	(333,406.33)
30/06/2021	SYSTEM	29/06/2021		System Journal	Revaluation - 28/06/2021 @ \$3.251500 (Exit) - 33,055.820000 Units on hand (MAQ0454AU)		(3,441.11)	(336,847.44)
30/06/2021	SYSTEM	29/06/2021		System Journal	Revaluation - 25/06/2021 @ \$0.977900 (Exit) - 140,081.680000 Units on hand (MAQ0277AU)		154.09	(336,693.35)
30/06/2021	SYSTEM	29/06/2021		System Journal	Revaluation - 29/06/2021 @ \$72.030000 (System Price) - 1,400.000000 Units on hand (IEU.AX)		(1,484.00)	(338,177.35)
30/06/2021	SYSTEM	29/06/2021		System Journal	Revaluation - 28/06/2021 @ \$1.180500 (Exit) - 121,319.677400 Units on hand (SCH0028AU)		(169.85)	(338,347.20)
30/06/2021	SYSTEM	29/06/2021		System Journal	Revaluation - 28/06/2021 @ \$1.405386 (Exit) - 65,650.090000 Units on hand (BAR0814AU)		(2,776.54)	(341,123.74)
30/06/2021	SYSTEM	29/06/2021		System Journal	Revaluation - 29/06/2021 @ \$96.270000 (System Price) - 989.000000 Units on hand (VGS.AX)		(3,382.38)	(344,506.12)
30/06/2021	SYSTEM	29/06/2021		System Journal	Revaluation - 28/06/2021 @ \$2.029100 (Exit) - 47,887.280000 Units on hand (MAQ0443AU)		(2,346.48)	(346,852.60)
30/06/2021	SYSTEM	29/06/2021		System Journal	Revaluation - 28/06/2021 @ \$1.309300 (Exit) - 32,129.087500 Units on hand (CRM0008AU)		(2,078.75)	(348,931.35)
30/06/2021	SYSTEM	29/06/2021		System Journal	Revaluation - 28/06/2021 @ \$0.992100 (Exit) - 140,255.238800 Units on hand (ETL0015AU)		126.23	(348,805.12)

Gary Olsen Superannuation Fund
General Ledger - Audit View

For The Period 01 July 2020 - 30 June 2021

Transaction Date	Transaction Source	Processed Date	Last Modified By	Transaction Type	Description	Units	Amount \$	Balance \$
30/06/2021	SYSTEM	29/06/2021		System Journal	Revaluation - 28/06/2021 @ \$1.463500 (Exit) - 98,029.122100 Units on hand (SCH0101AU)		(3,597.67)	(352,402.79)
30/06/2021	SYSTEM	29/06/2021		System Journal	Revaluation - 29/06/2021 @ \$40.430000 (System Price) - 2,312.000000 Units on hand (WZOZ.AX)		(2,127.04)	(354,529.83)
30/06/2021	SYSTEM	29/06/2021		System Journal	Revaluation - 28/06/2021 @ \$40.122600 (Exit) - 2,311.040000 Units on hand (FID0008AU)		(2,477.43)	(357,007.26)
30/06/2021	SYSTEM	29/06/2021		System Journal	Revaluation - 28/06/2021 @ \$2.566800 (Exit) - 54,731.870000 Units on hand (MAQ0404AU)		(4,104.89)	(361,112.15)
30/06/2021	SYSTEM	29/06/2021		System Journal	Revaluation - 25/06/2021 @ \$2.719800 (Exit) - 40,996.862300 Units on hand (MGE0001AU)		(4,378.47)	(365,490.62)
30/06/2021	SYSTEM	29/06/2021		System Journal	Revaluation - 28/06/2021 @ \$1.372300 (Exit) - 147,512.490000 Units on hand (MAQ0464AU)		(7,449.38)	(372,940.00)
30/06/2021	SYSTEM	29/06/2021		System Journal	Revaluation - 28/06/2021 @ \$1.827900 (Exit) - 53,129.269000 Units on hand (HOW0034AU)		(2,380.19)	(375,320.19)
30/06/2021	Michelle Gargar	09/10/2021		System Journal	Revaluation - 30/06/2021 @ \$2.943000 (Custom) - 26,451.483600 Units on hand (IML0002AU)		3,121.27	(372,198.92)
30/06/2021	Michelle Gargar	09/10/2021		System Journal	Revaluation - 30/06/2021 @ \$1.105700 (Exit) - 122,967.172000 Units on hand (SBC0813AU)		(319.71)	(372,518.63)
30/06/2021	Michelle Gargar	09/10/2021		System Journal	Revaluation - 30/06/2021 @ \$1.552000 (Custom) - 90,153.399000 Units on hand (PER0049AU)		(1,020.45)	(373,539.08)
30/06/2021	Michelle Gargar	09/10/2021		System Journal	Revaluation - 30/06/2021 @ \$1.117100 (Custom) - 41,732.356500 Units on hand (COL0001AU)		(325.52)	(373,864.60)
30/06/2021	Michelle Gargar	09/10/2021		System Journal	Revaluation - 30/06/2021 @ \$4.938683 (Custom) - 22,152.261600 Units on hand (AAP0007AU)		(1,368.10)	(375,232.70)
30/06/2021	Michelle Gargar	09/10/2021		System Journal	Revaluation - 30/06/2021 @ \$3.262700 (Exit) - 33,055.820000 Units on hand (MAQ0454AU)		(370.22)	(375,602.92)
30/06/2021	Michelle Gargar	09/10/2021		System Journal	Revaluation - 30/06/2021 @ \$0.978200 (Exit) - 140,081.680000 Units on hand (MAQ0277AU)		(42.03)	(375,644.95)

Gary Olsen Superannuation Fund
General Ledger - Audit View

For The Period 01 July 2020 - 30 June 2021

Transaction Date	Transaction Source	Processed Date	Last Modified By	Transaction Type	Description	Units	Amount \$	Balance \$
30/06/2021	Michelle Gargar	09/10/2021		System Journal	Revaluation - 30/06/2021 @ \$72.520000 (System Price) - 1,400.000000 Units on hand (IEU.AX)		(686.00)	(376,330.95)
30/06/2021	Michelle Gargar	09/10/2021		System Journal	Revaluation - 30/06/2021 @ \$1.178100 (Custom) - 121,319.677400 Units on hand (SCH0028AU)		291.17	(376,039.78)
30/06/2021	Michelle Gargar	09/10/2021		System Journal	Revaluation - 30/06/2021 @ \$1.410466 (Custom) - 65,650.090000 Units on hand (BAR0814AU)		(333.50)	(376,373.28)
30/06/2021	Michelle Gargar	09/10/2021		System Journal	Revaluation - 30/06/2021 @ \$96.920000 (System Price) - 989.000000 Units on hand (VGS.AX)		(642.85)	(377,016.13)
30/06/2021	Michelle Gargar	09/10/2021		System Journal	Revaluation - 30/06/2021 @ \$2.032700 (Exit) - 47,887.280000 Units on hand (MAQ0443AU)		(172.39)	(377,188.52)
30/06/2021	Michelle Gargar	09/10/2021		System Journal	Revaluation - 30/06/2021 @ \$1.299300 (Custom) - 32,129.087500 Units on hand (CRM0008AU)		321.29	(376,867.23)
30/06/2021	Michelle Gargar	09/10/2021		System Journal	Revaluation - 30/06/2021 @ \$0.994400 (Custom) - 140,255.238800 Units on hand (ETL0015AU)		(322.59)	(377,189.82)
30/06/2021	Michelle Gargar	09/10/2021		System Journal	Revaluation - 30/06/2021 @ \$1.451000 (Custom) - 98,029.122100 Units on hand (SCH0101AU)		1,225.36	(375,964.46)
30/06/2021	Michelle Gargar	09/10/2021		System Journal	Revaluation - 30/06/2021 @ \$40.800000 (System Price) - 2,312.000000 Units on hand (WXOZ.AX)		(855.44)	(376,819.90)
30/06/2021	Michelle Gargar	09/10/2021		System Journal	Revaluation - 30/06/2021 @ \$39.031500 (Custom) - 2,311.040000 Units on hand (FID0008AU)		2,521.57	(374,298.33)
30/06/2021	Michelle Gargar	09/10/2021		System Journal	Revaluation - 30/06/2021 @ \$2.438600 (Custom) - 54,731.870000 Units on hand (MAQ0404AU)		7,016.62	(367,281.71)
30/06/2021	Michelle Gargar	09/10/2021		System Journal	Revaluation - 30/06/2021 @ \$2.687600 (Custom) - 40,996.862300 Units on hand (MGE0001AU)		1,320.10	(365,961.61)
30/06/2021	Michelle Gargar	09/10/2021		System Journal	Revaluation - 30/06/2021 @ \$1.164800 (Custom) - 147,512.490000 Units on hand (MAQ0464AU)		30,608.84	(335,352.77)
30/06/2021	Michelle Gargar	09/10/2021		System Journal	Revaluation - 30/06/2021 @ \$1.590000 (System Price) - 80,000.000000 Units on hand (PGF.AX)		(400.00)	(335,752.77)

Gary Olsen Superannuation Fund
General Ledger - Audit View

For The Period 01 July 2020 - 30 June 2021

Transaction Date	Transaction Source	Processed Date	Last Modified By	Transaction Type	Description	Units	Amount \$	Balance \$
30/06/2021	Michelle Gargar	09/10/2021		System Journal	Revaluation - 30/06/2021 @ \$1.790400 (Custom) - 53,129.269000 Units on hand (HOW0034AU)		1,992.35	(333,760.42)
30/06/2021	Michelle Gargar	13/10/2021		System Journal	Revaluation - 30/06/2021 @ \$3.253000 (Custom) - 33,055.820000 Units on hand (MAQ0454AU)		320.64	(333,439.78)
30/06/2021	Michelle Gargar	13/10/2021		System Journal	Revaluation - 30/06/2021 @ \$0.966400 (Custom) - 140,081.680000 Units on hand (MAQ0277AU)		1,652.96	(331,786.82)
30/06/2021	Michelle Gargar	13/10/2021		System Journal	Revaluation - 30/06/2021 @ \$1.963400 (Custom) - 47,887.280000 Units on hand (MAQ0443AU)		3,318.58	(328,468.24)
30/06/2021	Michelle Gargar	13/10/2021		System Journal	Revaluation - 30/06/2021 @ \$40.770000 (Custom) - 2,312.000000 Units on hand (WXOZ.AX)		69.36	(328,398.88)
							(328,398.88)	(328,398.88)
Interest Received (25000)								
<u>AMP SuperEdge Saver (AMP SuperEdge Saver)</u>								
01/07/2020	michelle@familyaaccountants.com.au	22/09/2021		Bank Statement	Credit Interest to 30/06/2020		(25.04)	(25.04)
01/08/2020	michelle@familyaaccountants.com.au	22/09/2021	michelle@familyaaccountants.com.au	Bank Statement	Credit Interest to 31/07/2020		(52.09)	(77.13)
01/09/2020	michelle@familyaaccountants.com.au	22/09/2021		Bank Statement	Credit Interest to 31/08/2020		(65.42)	(142.55)
01/10/2020	michelle@familyaaccountants.com.au	22/09/2021		Bank Statement	Credit Interest to 30/09/2020		(50.43)	(192.98)
01/11/2020	michelle@familyaaccountants.com.au	22/09/2021		Bank Statement	Credit Interest to 31/10/2020		(55.60)	(248.58)
01/12/2020	michelle@familyaaccountants.com.au	22/09/2021		Bank Statement	Credit Interest to 30/11/2020		(48.62)	(297.20)
01/01/2021	michelle@familyaaccountants.com.au	22/09/2021		Bank Statement	Credit Interest to 31/12/2020		(43.80)	(341.00)
01/02/2021	michelle@familyaaccountants.com.au	22/09/2021		Bank Statement	Credit Interest to 31/01/2021		(25.14)	(366.14)
01/03/2021	michelle@familyaaccountants.com.au	22/09/2021		Bank Statement	Credit Interest to 28/02/2021		(16.19)	(382.33)
01/04/2021	michelle@familyaaccountants.com.au	22/09/2021		Bank Statement	Credit Interest to 31/03/2021		(19.59)	(401.92)
01/05/2021	michelle@familyaaccountants.com.au	22/09/2021		Bank Statement	Credit Interest to 30/04/2021		(27.46)	(429.38)

Gary Olsen Superannuation Fund

General Ledger - Audit View

For The Period 01 July 2020 - 30 June 2021

Transaction Date	Transaction Source	Processed Date	Last Modified By	Transaction Type	Description	Units	Amount \$	Balance \$
01/06/2021	michelle@familyaacco untants.com.au	22/09/2021		Bank Statement	Credit Interest to 31/05/2021		(29.83)	(459.21)
							(459.21)	(459.21)
<u>AMP Notice Account (AMP074093923)</u>								
01/07/2020	michelle@familyaacco untants.com.au	22/09/2021		Bank Statement	Credit Interest to 30/06/2020		(33.39)	(33.39)
01/08/2020	michelle@familyaacco untants.com.au	22/09/2021		Bank Statement	Credit Interest to 31/07/2020		(32.74)	(66.13)
01/09/2020	michelle@familyaacco untants.com.au	22/09/2021		Bank Statement	Credit Interest to 31/08/2020		(27.92)	(94.05)
01/10/2020	michelle@familyaacco untants.com.au	22/09/2021		Bank Statement	Credit Interest to 30/09/2020		(27.05)	(121.10)
01/11/2020	michelle@familyaacco untants.com.au	22/09/2021		Bank Statement	Credit Interest to 31/10/2020		(27.46)	(148.56)
01/12/2020	michelle@familyaacco untants.com.au	22/09/2021		Bank Statement	Credit Interest to 30/11/2020		(22.58)	(171.14)
01/01/2021	michelle@familyaacco untants.com.au	22/09/2021		Bank Statement	Credit Interest to 31/12/2020		(21.35)	(192.49)
01/02/2021	michelle@familyaacco untants.com.au	22/09/2021		Bank Statement	Credit Interest to 31/01/2021		(21.36)	(213.85)
01/03/2021	michelle@familyaacco untants.com.au	22/09/2021		Bank Statement	Credit Interest to 28/02/2021		(19.31)	(233.16)
01/04/2021	michelle@familyaacco untants.com.au	22/09/2021		Bank Statement	Credit Interest to 31/03/2021		(21.39)	(254.55)
01/05/2021	michelle@familyaacco untants.com.au	22/09/2021		Bank Statement	Credit Interest to 30/04/2021		(19.63)	(274.18)
01/06/2021	michelle@familyaacco untants.com.au	22/09/2021		Bank Statement	Credit Interest to 31/05/2021		(14.72)	(288.90)
							(288.90)	(288.90)
<u>AMP Term Deposit - TD 04.12.15 (GAOLSF AMPTERMDEPOS)</u>								
24/09/2020	michelle@familyaacco untants.com.au	23/09/2021		General Journal			(1,504.11)	(1,504.11)
							(1,504.11)	(1,504.11)
<u>Macquarie - Cash Management Account (MBL961570140)</u>								
31/07/2020	Bank Data Service	23/09/2021	michelle@familyaacco untants.com.au	Bank Statement	MACQUARIE CMA INTEREST PAID INTR 73		(0.13)	(0.13)
31/12/2020	michelle@familyaacco untants.com.au	22/09/2021		Bank Statement	Macquarie CMA Interest Paid		(0.51)	(0.64)

Gary Olsen Superannuation Fund

General Ledger - Audit View

For The Period 01 July 2020 - 30 June 2021

Transaction Date	Transaction Source	Processed Date	Last Modified By	Transaction Type	Description	Units	Amount \$	Balance \$
							(0.64)	(0.64)
<u>UBank - SMSF Saver (UBank - SMSF Saver)</u>								
31/07/2020	michelle@pamilyaacco untants.com.au	23/09/2021	michelle@pamilyaacco untants.com.au	Bank Statement	Interest for 01/07/2020 - 31/07/2020		(9.09)	(9.09)
31/08/2020	michelle@pamilyaacco untants.com.au	23/09/2021	michelle@pamilyaacco untants.com.au	Bank Statement	Interest for 01/08/2020 - 31/08/2020		(10.29)	(19.38)
30/09/2020	michelle@pamilyaacco untants.com.au	23/09/2021	michelle@pamilyaacco untants.com.au	Bank Statement	Interest for 01/09/2020 - 30/09/2020		(10.19)	(29.57)
31/10/2020	michelle@pamilyaacco untants.com.au	23/09/2021	michelle@pamilyaacco untants.com.au	Bank Statement	Interest for 01/10/2020 - 31/10/2020		(9.56)	(39.13)
30/11/2020	michelle@pamilyaacco untants.com.au	23/09/2021	michelle@pamilyaacco untants.com.au	Bank Statement	Interest for 01/11/2020 - 30/11/2020		(6.38)	(45.51)
31/12/2020	michelle@pamilyaacco untants.com.au	23/09/2021	michelle@pamilyaacco untants.com.au	Bank Statement	Interest for 01/12/2020 - 31/12/2020		(5.51)	(51.02)
31/01/2021	michelle@pamilyaacco untants.com.au	23/09/2021	michelle@pamilyaacco untants.com.au	Bank Statement	Interest for 01/01/2021 - 31/01/2021		(4.62)	(55.64)
28/02/2021	michelle@pamilyaacco untants.com.au	23/09/2021	michelle@pamilyaacco untants.com.au	Bank Statement	Interest for 01/02/2021 - 28/02/2021		(4.17)	(59.81)
31/03/2021	michelle@pamilyaacco untants.com.au	23/09/2021	michelle@pamilyaacco untants.com.au	Bank Statement	Interest for 01/03/2021 - 31/03/2021		(1.60)	(61.41)
30/04/2021	michelle@pamilyaacco untants.com.au	23/09/2021	michelle@pamilyaacco untants.com.au	Bank Statement	Interest for 01/04/2021 - 30/04/2021		(0.01)	(61.42)
31/05/2021	michelle@pamilyaacco untants.com.au	23/09/2021	michelle@pamilyaacco untants.com.au	Bank Statement	Interest for 01/05/2021 - 31/05/2021		(0.01)	(61.43)
30/06/2021	michelle@pamilyaacco untants.com.au	23/09/2021	michelle@pamilyaacco untants.com.au	Bank Statement	Interest for 01/06/2021 - 30/06/2021		(0.01)	(61.44)
							(61.44)	(61.44)
<u>UBank TD 5507 (UBANKTD5507)</u>								
06/08/2020	michelle@pamilyaacco untants.com.au	23/09/2021	michelle@pamilyaacco untants.com.au	Bank Statement	TD Interest paid TD payout		(2,105.75)	(2,105.75)
							(2,105.75)	(2,105.75)
Accountancy Fees (30100)								
<u>Accountancy Fees (30100)</u>								
17/11/2020	michelle@pamilyaacco untants.com.au	09/10/2021	michelle@pamilyaacco untants.com.au	Bank Statement	Accounting Fees		3,190.00	3,190.00
							3,190.00	3,190.00

Gary Olsen Superannuation Fund

General Ledger - Audit View

For The Period 01 July 2020 - 30 June 2021

Transaction Date	Transaction Source	Processed Date	Last Modified By	Transaction Type	Description	Units	Amount \$	Balance \$
Administration Costs (30200)								
<u>Administration Costs (30200)</u>								
17/11/2020	michelle@familyaacco untants.com.au	09/10/2021	michelle@familyaacco untants.com.au	Bank Statement	Accounting Fees		275.00	275.00
							275.00	275.00
ATO Supervisory Levy (30400)								
<u>ATO Supervisory Levy (30400)</u>								
03/12/2020	Bank Data Service	22/09/2021	michelle@familyaacco untants.com.au	Bank Statement	ATO ATO007000013859419 50		259.00	259.00
							259.00	259.00
Auditor's Remuneration (30700)								
<u>Auditor's Remuneration (30700)</u>								
17/11/2020	michelle@familyaacco untants.com.au	09/10/2021	michelle@familyaacco untants.com.au	Bank Statement	Accounting Fees		495.00	495.00
							495.00	495.00
Pensions Paid (41600)								
<u>(Pensions Paid) Olsen, Gary Ormonde Ernest - Pension (Pension) (OLSGAR00001P)</u>								
11/01/2021	michelle@familyaacco untants.com.au	09/10/2021	michelle@familyaacco untants.com.au	Bank Statement	Internet banking external transfer 334040 552001589 - C11678		55,994.97	55,994.97
							55,994.97	55,994.97
<u>(Pensions Paid) Olsen, Gary Ormonde Ernest - Pension (Pension) (OLSGAR00002P)</u>								
01/09/2020	michelle@familyaacco untants.com.au	09/10/2021	michelle@familyaacco untants.com.au	Bank Statement	Part Pension 20-21		20,000.00	20,000.00
07/12/2020	Bank Data Service	09/10/2021	michelle@familyaacco untants.com.au	Bank Statement	TRANSACT FUNDS TFR TO GARY OLSEN PERSONA TD		12,950.00	32,950.00
							32,950.00	32,950.00
Income Tax Expense (48500)								
<u>Income Tax Expense (48500)</u>								
30/06/2021	Michelle Gargar	13/10/2021		System Journal	Create Entries - Franking Credits Adjustment - 30/06/2021		(8,319.59)	(8,319.59)
30/06/2021	Michelle Gargar	13/10/2021		System Journal	Create Entries - Foreign Credits Adjustment		(501.98)	(8,821.57)

Gary Olsen Superannuation Fund
General Ledger - Audit View

For The Period 01 July 2020 - 30 June 2021

Transaction Date	Transaction Source	Processed Date	Last Modified By	Transaction Type	Description	Units	Amount \$	Balance \$
30/06/2021	Michelle Gargar	13/10/2021		System Journal	- 30/06/2021 Create Entries - Income Tax Expense - 30/06/2021		4,922.70	(3,898.87)
							(3,898.87)	(3,898.87)
Profit/Loss Allocation Account (49000)								
<u>Profit/Loss Allocation Account (49000)</u>								
01/09/2020	SYSTEM	09/10/2021		System Journal	System Member Journals		(20,000.00)	(20,000.00)
07/12/2020	SYSTEM	09/10/2021		System Journal	System Member Journals		(12,950.00)	(32,950.00)
11/01/2021	SYSTEM	09/10/2021		System Journal	System Member Journals		(55,994.97)	(88,944.97)
30/04/2021	SYSTEM	29/04/2021		System Journal	Profit/Loss Allocation - 30/04/2021		107,868.81	18,923.84
30/04/2021	SYSTEM	29/04/2021		System Journal	Profit/Loss Allocation - 30/04/2021		103,135.13	122,058.97
30/04/2021	SYSTEM	29/04/2021		System Journal	Profit/Loss Allocation - 30/04/2021		84,851.27	206,910.24
31/05/2021	SYSTEM	30/05/2021		System Journal	Profit/Loss Allocation - 31/05/2021		14,573.84	221,484.08
31/05/2021	SYSTEM	30/05/2021		System Journal	Profit/Loss Allocation - 31/05/2021		13,934.28	235,418.36
31/05/2021	SYSTEM	30/05/2021		System Journal	Profit/Loss Allocation - 31/05/2021		11,464.01	246,882.37
30/06/2021	SYSTEM	29/06/2021		System Journal	Profit/Loss Allocation - 30/06/2021		18,528.80	265,411.17
30/06/2021	SYSTEM	29/06/2021		System Journal	Profit/Loss Allocation - 30/06/2021		17,715.70	283,126.87
30/06/2021	SYSTEM	29/06/2021		System Journal	Profit/Loss Allocation - 30/06/2021		14,575.05	297,701.92
30/06/2021	Michelle Gargar	13/10/2021		System Journal	Create Entries - Profit/Loss Allocation - 30/06/2021		20,051.18	317,753.10
30/06/2021	Michelle Gargar	13/10/2021		System Journal	Create Entries - Profit/Loss Allocation - 30/06/2021		19,374.11	337,127.21
30/06/2021	Michelle Gargar	13/10/2021		System Journal	Create Entries - Profit/Loss Allocation - 30/06/2021		20,105.49	357,232.70
30/06/2021	Michelle Gargar	13/10/2021		System Journal	Create Entries - Income Tax Expense Allocation - 30/06/2021		(4,922.70)	352,310.00
							352,310.00	352,310.00
Opening Balance (50010)								
<u>(Opening Balance) Olsen, Gary Ormonde Ernest - Pension (Pension) (OLSGAR00001P)</u>								
01/07/2020	Opening Balance				Opening Balance			(895,886.48)
01/07/2020	99625	22/09/2021		System Journal	Close Period Journal		5,103.51	(890,782.97)

Gary Olsen Superannuation Fund
General Ledger - Audit View

For The Period 01 July 2020 - 30 June 2021

Transaction Date	Transaction Source	Processed Date	Last Modified By	Transaction Type	Description	Units	Amount \$	Balance \$
							5,103.51	(890,782.97)
<u>(Opening Balance) Olsen, Gary Ormonde Ernest - Pension (Pension) (OLSGAR00002P)</u>								
01/07/2020	Opening Balance				Opening Balance			(856,595.45)
01/07/2020	99625	22/09/2021		System Journal	Close Period Journal		4,870.50	(851,724.95)
							4,870.50	(851,724.95)
<u>(Opening Balance) Olsen, Gary Ormonde Ernest - Accumulation (OLSGAR00003A)</u>								
01/07/2020	Opening Balance				Opening Balance			(753,597.85)
01/07/2020	99625	22/09/2021		System Journal	Close Period Journal		52,749.28	(700,848.57)
							52,749.28	(700,848.57)
Share of Profit/(Loss) (53100)								
<u>(Share of Profit/(Loss)) Olsen, Gary Ormonde Ernest - Pension (Pension) (OLSGAR00001P)</u>								
01/07/2020	Opening Balance				Opening Balance			(17,296.49)
01/07/2020	99625	22/09/2021		System Journal	Close Period Journal		17,296.49	0.00
30/04/2021	SYSTEM	29/04/2021		System Journal	Profit/Loss Allocation - 30/04/2021		(107,868.81)	(107,868.81)
31/05/2021	SYSTEM	30/05/2021		System Journal	Profit/Loss Allocation - 31/05/2021		(14,573.84)	(122,442.65)
30/06/2021	SYSTEM	29/06/2021		System Journal	Profit/Loss Allocation - 30/06/2021		(18,528.80)	(140,971.45)
30/06/2021	Michelle Gargar	13/10/2021		System Journal	Create Entries - Profit/Loss Allocation - 30/06/2021		(20,051.18)	(161,022.63)
							(143,726.14)	(161,022.63)
<u>(Share of Profit/(Loss)) Olsen, Gary Ormonde Ernest - Pension (Pension) (OLSGAR00002P)</u>								
01/07/2020	Opening Balance				Opening Balance			(16,539.50)
01/07/2020	99625	22/09/2021		System Journal	Close Period Journal		16,539.50	0.00
30/04/2021	SYSTEM	29/04/2021		System Journal	Profit/Loss Allocation - 30/04/2021		(103,135.13)	(103,135.13)
31/05/2021	SYSTEM	30/05/2021		System Journal	Profit/Loss Allocation - 31/05/2021		(13,934.28)	(117,069.41)
30/06/2021	SYSTEM	29/06/2021		System Journal	Profit/Loss Allocation - 30/06/2021		(17,715.70)	(134,785.11)
30/06/2021	Michelle Gargar	13/10/2021		System Journal	Create Entries - Profit/Loss Allocation - 30/06/2021		(19,374.11)	(154,159.22)
							(137,619.72)	(154,159.22)
<u>(Share of Profit/(Loss)) Olsen, Gary Ormonde Ernest - Accumulation (OLSGAR00003A)</u>								

Gary Olsen Superannuation Fund
General Ledger - Audit View

For The Period 01 July 2020 - 30 June 2021

Transaction Date	Transaction Source	Processed Date	Last Modified By	Transaction Type	Description	Units	Amount \$	Balance \$
01/07/2020	Opening Balance				Opening Balance			(14,356.77)
01/07/2020	99625	22/09/2021		System Journal	Close Period Journal		14,356.77	0.00
30/04/2021	SYSTEM	29/04/2021		System Journal	Profit/Loss Allocation - 30/04/2021		(84,851.27)	(84,851.27)
31/05/2021	SYSTEM	30/05/2021		System Journal	Profit/Loss Allocation - 31/05/2021		(11,464.01)	(96,315.28)
30/06/2021	SYSTEM	29/06/2021		System Journal	Profit/Loss Allocation - 30/06/2021		(14,575.05)	(110,890.33)
30/06/2021	Michelle Gargar	13/10/2021		System Journal	Create Entries - Profit/Loss Allocation - 30/06/2021		(20,105.49)	(130,995.82)
							(116,639.05)	(130,995.82)
Income Tax (53330)								
<u>(Income Tax) Olsen, Gary Ormonde Ernest - Accumulation (OLSGAR00003A)</u>								
01/07/2020	Opening Balance				Opening Balance			8,176.05
01/07/2020	99625	22/09/2021		System Journal	Close Period Journal		(8,176.05)	0.00
30/06/2021	Michelle Gargar	13/10/2021		System Journal	Create Entries - Income Tax Expense Allocation - 30/06/2021		4,922.70	4,922.70
							(3,253.35)	4,922.70
Pensions Paid (54160)								
<u>(Pensions Paid) Olsen, Gary Ormonde Ernest - Pension (Pension) (OLSGAR00001P)</u>								
01/07/2020	Opening Balance				Opening Balance			22,400.00
01/07/2020	99625	22/09/2021		System Journal	Close Period Journal		(22,400.00)	0.00
11/01/2021	SYSTEM	09/10/2021		System Journal	System Member Journals		55,994.97	55,994.97
							33,594.97	55,994.97
<u>(Pensions Paid) Olsen, Gary Ormonde Ernest - Pension (Pension) (OLSGAR00002P)</u>								
01/07/2020	Opening Balance				Opening Balance			21,410.00
01/07/2020	99625	22/09/2021		System Journal	Close Period Journal		(21,410.00)	0.00
01/09/2020	SYSTEM	09/10/2021		System Journal	System Member Journals		20,000.00	20,000.00
07/12/2020	SYSTEM	09/10/2021		System Journal	System Member Journals		12,950.00	32,950.00
							11,540.00	32,950.00
Benefits Paid/Transfers Out (54500)								
<u>(Benefits Paid/Transfers Out) Olsen, Gary Ormonde Ernest - Accumulation (OLSGAR00003A)</u>								

Gary Olsen Superannuation Fund

General Ledger - Audit View

For The Period 01 July 2020 - 30 June 2021

Transaction Date	Transaction Source	Processed Date	Last Modified By	Transaction Type	Description	Units	Amount \$	Balance \$
01/07/2020	Opening Balance				Opening Balance			58,930.00
01/07/2020	99625	22/09/2021		System Journal	Close Period Journal		(58,930.00)	0.00
							(58,930.00)	0.00
Bank Accounts (60400)								
<u>AMP SuperEdge Saver (AMP SuperEdge Saver)</u>								
01/07/2020	Opening Balance				Opening Balance			32,067.63
01/07/2020	michelle@pamilyaacco untants.com.au	22/09/2021		Bank Statement	Credit Interest to 30/06/2020		25.04	32,092.67
10/07/2020	Bank Data Service	23/09/2021	michelle@pamilyaacco untants.com.au	Bank Statement	TRANSACT FUNDS TFR TO FURNITURE DISCOUNT TD		38,600.00	70,692.67
15/07/2020	Bank Data Service	23/09/2021	michelle@pamilyaacco untants.com.au	Bank Statement	TRANSACT FUNDS TFR TO FURNITURE DISCOUNT TD		21,200.00	91,892.67
17/07/2020	Bank Data Service	23/09/2021	michelle@pamilyaacco untants.com.au	Bank Statement	TRANSACT FUNDS TFR TO FURNITURE DISCOUNT TD		4,340.00	96,232.67
01/08/2020	michelle@pamilyaacco untants.com.au	22/09/2021	michelle@pamilyaacco untants.com.au	Bank Statement	Credit Interest to 31/07/2020		52.09	96,284.76
01/09/2020	michelle@pamilyaacco untants.com.au	22/09/2021		Bank Statement	Credit Interest to 31/08/2020		65.42	96,350.18
01/09/2020	michelle@pamilyaacco untants.com.au	09/10/2021	michelle@pamilyaacco untants.com.au	Bank Statement	Part Pension 20-21		(20,000.00)	76,350.18
24/09/2020	michelle@pamilyaacco untants.com.au	23/09/2021	michelle@pamilyaacco untants.com.au	Bank Statement	Transfer from Term Deposit		1,504.11	77,854.29
01/10/2020	michelle@pamilyaacco untants.com.au	22/09/2021		Bank Statement	Credit Interest to 30/09/2020		50.43	77,904.72
09/10/2020	Bank Data Service	23/09/2021	michelle@pamilyaacco untants.com.au	Bank Statement	TRANSACT FUNDS TFR TO FURNITURE DISCOUNT TD		5,290.00	83,194.72
01/11/2020	michelle@pamilyaacco untants.com.au	22/09/2021		Bank Statement	Credit Interest to 31/10/2020		55.60	83,250.32
17/11/2020	michelle@pamilyaacco untants.com.au	09/10/2021	michelle@pamilyaacco untants.com.au	Bank Statement	Accounting Fees		(3,960.00)	79,290.32
01/12/2020	michelle@pamilyaacco untants.com.au	22/09/2021		Bank Statement	Credit Interest to 30/11/2020		48.62	79,338.94
01/01/2021	michelle@pamilyaacco untants.com.au	22/09/2021		Bank Statement	Credit Interest to 31/12/2020		43.80	79,382.74
11/01/2021	michelle@pamilyaacco untants.com.au	09/10/2021	michelle@pamilyaacco untants.com.au	Bank Statement	Internet banking external transfer 334040 552001589 - C11678		(55,994.97)	23,387.77
18/01/2021	michelle@pamilyaacco untants.com.au	22/09/2021	michelle@pamilyaacco untants.com.au	Bank Statement	Transfer Fund to Furniture Discount		9,060.00	32,447.77

Gary Olsen Superannuation Fund
General Ledger - Audit View

For The Period 01 July 2020 - 30 June 2021

Transaction Date	Transaction Source	Processed Date	Last Modified By	Transaction Type	Description	Units	Amount \$	Balance \$
01/02/2021	michelle@pamilyaaccountants.com.au	22/09/2021		Bank Statement	Credit Interest to 31/01/2021		25.14	32,472.91
01/03/2021	michelle@pamilyaaccountants.com.au	22/09/2021		Bank Statement	Credit Interest to 28/02/2021		16.19	32,489.10
26/03/2021	michelle@pamilyaaccountants.com.au	23/09/2021	michelle@pamilyaaccountants.com.au	Bank Statement	Direct Entry Credit Item Ref: TFR UB TO AMPSE Furniture Discou		15,500.00	47,989.10
01/04/2021	michelle@pamilyaaccountants.com.au	22/09/2021		Bank Statement	Credit Interest to 31/03/2021		19.59	48,008.69
14/04/2021	michelle@pamilyaaccountants.com.au	22/09/2021	michelle@pamilyaaccountants.com.au	Bank Statement	Funds Transfer to Furniture Discount		6,000.00	54,008.69
01/05/2021	michelle@pamilyaaccountants.com.au	22/09/2021		Bank Statement	Credit Interest to 30/04/2021		27.46	54,036.15
01/06/2021	michelle@pamilyaaccountants.com.au	22/09/2021		Bank Statement	Credit Interest to 31/05/2021		29.83	54,065.98
							21,998.35	54,065.98
<u>AMP Notice Account (AMP074093923)</u>								
01/07/2020	Opening Balance				Opening Balance			31,245.30
01/07/2020	michelle@pamilyaaccountants.com.au	22/09/2021		Bank Statement	Credit Interest to 30/06/2020		33.39	31,278.69
01/08/2020	michelle@pamilyaaccountants.com.au	22/09/2021		Bank Statement	Credit Interest to 31/07/2020		32.74	31,311.43
01/09/2020	michelle@pamilyaaccountants.com.au	22/09/2021		Bank Statement	Credit Interest to 31/08/2020		27.92	31,339.35
01/10/2020	michelle@pamilyaaccountants.com.au	22/09/2021		Bank Statement	Credit Interest to 30/09/2020		27.05	31,366.40
01/11/2020	michelle@pamilyaaccountants.com.au	22/09/2021		Bank Statement	Credit Interest to 31/10/2020		27.46	31,393.86
01/12/2020	michelle@pamilyaaccountants.com.au	22/09/2021		Bank Statement	Credit Interest to 30/11/2020		22.58	31,416.44
01/01/2021	michelle@pamilyaaccountants.com.au	22/09/2021		Bank Statement	Credit Interest to 31/12/2020		21.35	31,437.79
01/02/2021	michelle@pamilyaaccountants.com.au	22/09/2021		Bank Statement	Credit Interest to 31/01/2021		21.36	31,459.15
01/03/2021	michelle@pamilyaaccountants.com.au	22/09/2021		Bank Statement	Credit Interest to 28/02/2021		19.31	31,478.46
01/04/2021	michelle@pamilyaaccountants.com.au	22/09/2021		Bank Statement	Credit Interest to 31/03/2021		21.39	31,499.85
01/05/2021	michelle@pamilyaaccountants.com.au	22/09/2021		Bank Statement	Credit Interest to 30/04/2021		19.63	31,519.48

Gary Olsen Superannuation Fund

General Ledger - Audit View

For The Period 01 July 2020 - 30 June 2021

Transaction Date	Transaction Source	Processed Date	Last Modified By	Transaction Type	Description	Units	Amount \$	Balance \$
01/06/2021	michelle@pamilyaacco untants.com.au	22/09/2021		Bank Statement	Credit Interest to 31/05/2021		14.72	31,534.20
							288.90	31,534.20
<u>Macquarie - Cash Management Account (MBL961570140)</u>								
01/07/2020	Opening Balance				Opening Balance			870.25
07/07/2020	Bank Data Service	23/09/2021	michelle@pamilyaacco untants.com.au	Bank Statement	SCHRODER INVESTM SCH0003470016 50		722.46	1,592.71
07/07/2020	Bank Data Service	23/09/2021	michelle@pamilyaacco untants.com.au	Bank Statement	SCHRODER INVESTM SCH0003471270 50		1,803.74	3,396.45
09/07/2020	Bank Data Service	23/09/2021	michelle@pamilyaacco untants.com.au	Bank Statement	MIML 1 87753 13693 50		15,152.63	18,549.08
09/07/2020	Bank Data Service	23/09/2021	michelle@pamilyaacco untants.com.au	Bank Statement	MIML 1 13547 13693 50		144.99	18,694.07
09/07/2020	Bank Data Service	23/09/2021	michelle@pamilyaacco untants.com.au	Bank Statement	MIML 1 87753 13695 50		13,889.74	32,583.81
09/07/2020	Bank Data Service	23/09/2021	michelle@pamilyaacco untants.com.au	Bank Statement	MIML 1 13547 13695 50		2,543.74	35,127.55
09/07/2020	Bank Data Service	23/09/2021	michelle@pamilyaacco untants.com.au	Bank Statement	MIML 1 88146 13698 50		3,479.51	38,607.06
10/07/2020	Bank Data Service	23/09/2021	michelle@pamilyaacco untants.com.au	Bank Statement	TRANSACT FUNDS TFR TO FURNITURE DISCOUNT TD		(38,600.00)	7.06
10/07/2020	Bank Data Service	22/09/2021	michelle@pamilyaacco untants.com.au	Bank Statement	WZOZ DST 001242184928 DVND 56		1,699.25	1,706.31
10/07/2020	Bank Data Service	23/09/2021	michelle@pamilyaacco untants.com.au	Bank Statement	PIMCO Funds 300109279 DVND 56		2,931.42	4,637.73
10/07/2020	Bank Data Service	23/09/2021	michelle@pamilyaacco untants.com.au	Bank Statement	RBC IST Distr aubqA00G00014D9E DVND 56		3,392.22	8,029.95
10/07/2020	Bank Data Service	23/09/2021	michelle@pamilyaacco untants.com.au	Bank Statement	MAXIMAM MAXIMAM0000994632 50		415.63	8,445.58
13/07/2020	Bank Data Service	22/09/2021	michelle@pamilyaacco untants.com.au	Bank Statement	IEU PAYMENT JUL20/00802041 DVND 56 [System Matched Income Data]		851.79	9,297.37
14/07/2020	Bank Data Service	23/09/2021	michelle@pamilyaacco untants.com.au	Bank Statement	MAGELLAN MAGELLAN0000988965 50		4,304.68	13,602.05
14/07/2020	Bank Data Service	23/09/2021	michelle@pamilyaacco untants.com.au	Bank Statement	BLACKROCK INVEST BLK0003478813 50		460.94	14,062.99
14/07/2020	Bank Data Service	23/09/2021	michelle@pamilyaacco untants.com.au	Bank Statement	Ausbil Invest 200007508 DVND 56		1,354.22	15,417.21
14/07/2020	Bank Data Service	23/09/2021	michelle@pamilyaacco untants.com.au	Bank Statement	UBS Global AM 10299188 DVND 56		4,017.61	19,434.82

Gary Olsen Superannuation Fund
General Ledger - Audit View

For The Period 01 July 2020 - 30 June 2021

Transaction Date	Transaction Source	Processed Date	Last Modified By	Transaction Type	Description	Units	Amount \$	Balance \$
14/07/2020	Bank Data Service	23/09/2021	michelle@pamilyaacco untants.com.au	Bank Statement	PIML UT Distribu AC801000074 50		1,770.65	21,205.47
15/07/2020	Bank Data Service	23/09/2021	michelle@pamilyaacco untants.com.au	Bank Statement	TRANSACT FUNDS TFR TO FURNITURE DISCOUNT TD		(21,200.00)	5.47
16/07/2020	Bank Data Service	23/09/2021	michelle@pamilyaacco untants.com.au	Bank Statement	VGS PAYMENT JUL20/00805027 DVND 56		628.55	634.02
16/07/2020	Bank Data Service	23/09/2021	michelle@pamilyaacco untants.com.au	Bank Statement	FIL RESPONSIBLE FIL0003481353 50		3,708.28	4,342.30
17/07/2020	Bank Data Service	23/09/2021	michelle@pamilyaacco untants.com.au	Bank Statement	TRANSACT FUNDS TFR TO FURNITURE DISCOUNT TD		(4,340.00)	2.30
17/07/2020	Bank Data Service	23/09/2021	michelle@pamilyaacco untants.com.au	Bank Statement	PSF - CROMWELL 0011185223 DVND 56 [Amount Receivable ref 171707527]		389.29	391.59
31/07/2020	Bank Data Service	23/09/2021	michelle@pamilyaacco untants.com.au	Bank Statement	MACQUARIE CMA INTEREST PAID INTR 73		0.13	391.72
11/08/2020	Bank Data Service	09/10/2021	michelle@pamilyaacco untants.com.au	Bank Statement	MIML 1 88146 13764 50		280.16	671.88
08/09/2020	Bank Data Service	09/10/2021	michelle@pamilyaacco untants.com.au	Bank Statement	MIML 1 88146 13827 50		280.16	952.04
05/10/2020	Bank Data Service	09/10/2021	michelle@pamilyaacco untants.com.au	Bank Statement	PIMCO Funds 300109279 DVND 56		1,128.89	2,080.93
06/10/2020	Bank Data Service	09/10/2021	michelle@pamilyaacco untants.com.au	Bank Statement	SCHRODER INVESTM SCH0003549274 50		657.09	2,738.02
07/10/2020	Bank Data Service	09/10/2021	michelle@pamilyaacco untants.com.au	Bank Statement	UBS Global AM 10299188 DVND 56		553.35	3,291.37
08/10/2020	Bank Data Service	23/09/2021	michelle@pamilyaacco untants.com.au	Bank Statement	PM CAPITAL GLOBA S00042291994 DVND 56 [System Matched Income Data]		2,000.00	5,291.37
09/10/2020	Bank Data Service	23/09/2021	michelle@pamilyaacco untants.com.au	Bank Statement	TRANSACT FUNDS TFR TO FURNITURE DISCOUNT TD		(5,290.00)	1.37
12/10/2020	Bank Data Service	09/10/2021	michelle@pamilyaacco untants.com.au	Bank Statement	MIML 1 13547 13898 50		273.30	274.67
12/10/2020	Bank Data Service	09/10/2021	michelle@pamilyaacco untants.com.au	Bank Statement	MIML 1 13547 13898 50		457.44	732.11
12/10/2020	Bank Data Service	09/10/2021	michelle@pamilyaacco untants.com.au	Bank Statement	MIML 1 88146 13898 50		280.16	1,012.27
12/10/2020	Bank Data Service	09/10/2021	michelle@pamilyaacco untants.com.au	Bank Statement	MAXIMAM MAXIMAM0002101111 50		108.61	1,120.88
12/10/2020	Bank Data Service	09/10/2021	michelle@pamilyaacco untants.com.au	Bank Statement	FPL DISTRIBUTION FPL DI 400300761 50		192.16	1,313.04
13/10/2020	Bank Data Service	08/10/2021	michelle@pamilyaacco untants.com.au	Bank Statement	BLACKROCK INVEST BLK0003550207 50		30.38	1,343.42
14/10/2020	Bank Data Service	09/10/2021	michelle@pamilyaac	Bank Statement	PSF - CROMWELL 0011185223 DVND 56		333.55	1,676.97

Gary Olsen Superannuation Fund
General Ledger - Audit View

For The Period 01 July 2020 - 30 June 2021

Transaction Date	Transaction Source	Processed Date	Last Modified By	Transaction Type	Description	Units	Amount \$	Balance \$
			countants.com.au					
16/10/2020	Bank Data Service	09/10/2021	michelle@pamilyaacco untants.com.au	Bank Statement	VGS PAYMENT OCT20/00805108 DVND 56		341.21	2,018.18
09/11/2020	Bank Data Service	09/10/2021	michelle@pamilyaacco untants.com.au	Bank Statement	MIML 1 88146 13959 50		280.16	2,298.34
13/11/2020	Bank Data Service	09/10/2021	michelle@pamilyaacco untants.com.au	Bank Statement	FIL RESPONSIBLE FIL0003574886 50 [System Matched Income Data]		589.16	2,887.50
19/11/2020	Bank Data Service	09/10/2021	michelle@pamilyaacco untants.com.au	Bank Statement	MAGELLAN MAGELLAN0002116697 50 [System Matched Income Data]		2,000.65	4,888.15
26/11/2020	Bank Data Service	09/10/2021	michelle@pamilyaacco untants.com.au	Bank Statement	FPL DISTRIBUTION FPL DI 400300761 50		3,097.56	7,985.71
03/12/2020	Bank Data Service	22/09/2021	michelle@pamilyaacco untants.com.au	Bank Statement	ATO ATO007000013859419 50		4,976.27	12,961.98
07/12/2020	Bank Data Service	09/10/2021	michelle@pamilyaacco untants.com.au	Bank Statement	TRANSACT FUNDS TFR TO GARY OLSEN PERSONA TD		(12,950.00)	11.98
08/12/2020	Bank Data Service	09/10/2021	michelle@pamilyaacco untants.com.au	Bank Statement	MIML 1 88146 14008 50		280.16	292.14
31/12/2020	michelle@pamilyaacco untants.com.au	22/09/2021		Bank Statement	Macquarie CMA Interest Paid		0.51	292.65
06/01/2021	michelle@pamilyaacco untants.com.au	09/10/2021	michelle@pamilyaacco untants.com.au	Bank Statement	IEU Payment jan21 [System Matched Income Data]		525.80	818.45
06/01/2021	michelle@pamilyaacco untants.com.au	09/10/2021	michelle@pamilyaacco untants.com.au	Bank Statement	Pimco Funds		925.15	1,743.60
07/01/2021	michelle@pamilyaacco untants.com.au	09/10/2021	michelle@pamilyaacco untants.com.au	Bank Statement	Investors Mutal Distribution IML		793.54	2,537.14
07/01/2021	michelle@pamilyaacco untants.com.au	09/10/2021	michelle@pamilyaacco untants.com.au	Bank Statement	UBS Global [System Matched Income Data]		553.35	3,090.49
07/01/2021	michelle@pamilyaacco untants.com.au	09/10/2021	michelle@pamilyaacco untants.com.au	Bank Statement	Schroder Investments		659.28	3,749.77
07/01/2021	michelle@pamilyaacco untants.com.au	09/10/2021	michelle@pamilyaacco untants.com.au	Bank Statement	Schroder Investments SCH0003615485		1,530.47	5,280.24
08/01/2021	michelle@pamilyaacco untants.com.au	09/10/2021	michelle@pamilyaacco untants.com.au	Bank Statement	Maximam Maxmam0002170961		417.32	5,697.56
12/01/2021	michelle@pamilyaacco untants.com.au	08/10/2021	michelle@pamilyaacco untants.com.au	Bank Statement	MIML 1 87753 14077		403.95	6,101.51
12/01/2021	michelle@pamilyaacco untants.com.au	09/10/2021	michelle@pamilyaacco untants.com.au	Bank Statement	MIML 1 3547 14077		240.36	6,341.87
12/01/2021	michelle@pamilyaacco untants.com.au	09/10/2021	michelle@pamilyaacco untants.com.au	Bank Statement	MIML 1 13547 14077		313.03	6,654.90
12/01/2021	michelle@pamilyaacco untants.com.au	09/10/2021	michelle@pamilyaacco untants.com.au	Bank Statement	MIML 1 88146 14077		280.16	6,935.06

Gary Olsen Superannuation Fund

General Ledger - Audit View

For The Period 01 July 2020 - 30 June 2021

Transaction Date	Transaction Source	Processed Date	Last Modified By	Transaction Type	Description	Units	Amount \$	Balance \$
13/01/2021	michelle@pamilyaacco untants.com.au	08/10/2021	michelle@pamilyaacco untants.com.au	Bank Statement	Blackrock Invest BLK0003617081		852.33	7,787.39
13/01/2021	michelle@pamilyaacco untants.com.au	09/10/2021	michelle@pamilyaacco untants.com.au	Bank Statement	FPL Distributio FPL DI400300761		176.17	7,963.56
14/01/2021	michelle@pamilyaacco untants.com.au	09/10/2021	michelle@pamilyaacco untants.com.au	Bank Statement	PIML UT Distribu AC801000074		709.64	8,673.20
15/01/2021	michelle@pamilyaacco untants.com.au	09/10/2021	michelle@pamilyaacco untants.com.au	Bank Statement	PSF - CromweWl 0011185223 [System Matched Income Data]		391.08	9,064.28
18/01/2021	michelle@pamilyaacco untants.com.au	22/09/2021	michelle@pamilyaacco untants.com.au	Bank Statement	Transfer Fund to Furniture Discount		(9,060.00)	4.28
19/01/2021	michelle@pamilyaacco untants.com.au	09/10/2021	michelle@pamilyaacco untants.com.au	Bank Statement	VGS Payment Jan21/00805328 [System Matched Income Data]		398.92	403.20
08/02/2021	michelle@pamilyaacco untants.com.au	09/10/2021	michelle@pamilyaacco untants.com.au	Bank Statement	MIML 1 88146 14121		280.16	683.36
08/03/2021	michelle@pamilyaacco untants.com.au	09/10/2021	michelle@pamilyaacco untants.com.au	Bank Statement	MIML 1 88146 1476		280.16	963.52
25/03/2021	michelle@pamilyaacco untants.com.au	23/09/2021	michelle@pamilyaacco untants.com.au	Bank Statement	PGF Div S00042291994 [System Matched Income Data]		2,000.00	2,963.52
08/04/2021	michelle@pamilyaacco untants.com.au	09/10/2021	michelle@pamilyaacco untants.com.au	Bank Statement	UBS Global AM 10299188		553.35	3,516.87
08/04/2021	michelle@pamilyaacco untants.com.au	09/10/2021	michelle@pamilyaacco untants.com.au	Bank Statement	Schroder Investm SCH0003692111		638.20	4,155.07
12/04/2021	michelle@pamilyaacco untants.com.au	09/10/2021	michelle@pamilyaacco untants.com.au	Bank Statement	FIL Responsible FIL0003691097		117.66	4,272.73
13/04/2021	michelle@pamilyaacco untants.com.au	09/10/2021	michelle@pamilyaacco untants.com.au	Bank Statement	MIML 1 3547 14236		268.75	4,541.48
13/04/2021	michelle@pamilyaacco untants.com.au	09/10/2021	michelle@pamilyaacco untants.com.au	Bank Statement	MIML 1 13547 14236		675.97	5,217.45
13/04/2021	michelle@pamilyaacco untants.com.au	09/10/2021	michelle@pamilyaacco untants.com.au	Bank Statement	MIML 1 88146 14236		280.16	5,497.61
13/04/2021	michelle@pamilyaacco untants.com.au	09/10/2021	michelle@pamilyaacco untants.com.au	Bank Statement	Maximam 0002252810		208.66	5,706.27
13/04/2021	michelle@pamilyaacco untants.com.au	09/10/2021	michelle@pamilyaacco untants.com.au	Bank Statement	FPL Distribution FPL DI 400300761		348.09	6,054.36
14/04/2021	michelle@pamilyaacco untants.com.au	09/10/2021	michelle@pamilyaacco untants.com.au	Bank Statement	PSF - Cromwell 0011185223		334.94	6,389.30
14/04/2021	michelle@pamilyaacco untants.com.au	08/10/2021	michelle@pamilyaacco untants.com.au	Bank Statement	Blackrock Invest BLK0003694960		299.00	6,688.30
14/04/2021	michelle@pamilyaacco untants.com.au	22/09/2021	michelle@pamilyaacco untants.com.au	Bank Statement	Funds Transfer to Furniture Discount		(6,000.00)	688.30
20/04/2021	michelle@pamilyaac	09/10/2021	michelle@pamilyaac	Bank Statement	VGS Payment Apr21/00805418 [System		312.11	1,000.41

Gary Olsen Superannuation Fund
General Ledger - Audit View

For The Period 01 July 2020 - 30 June 2021

Transaction Date	Transaction Source	Processed Date	Last Modified By	Transaction Type	Description	Units	Amount \$	Balance \$
	countants.com.au		countants.com.au		Matched Income Data]			
10/05/2021	michelle@pamilyaaccountants.com.au	09/10/2021	michelle@pamilyaaccountants.com.au	Bank Statement	MIML 1 88146 14276		350.20	1,350.61
08/06/2021	michelle@pamilyaaccountants.com.au	09/10/2021	michelle@pamilyaaccountants.com.au	Bank Statement	MIML 1 88 146 14322		420.24	1,770.85
							900.60	1,770.85
<u>UBank - SMSF Saver (UBank - SMSF Saver)</u>								
01/07/2020	Opening Balance				Opening Balance			13,374.21
31/07/2020	michelle@pamilyaaccountants.com.au	23/09/2021	michelle@pamilyaaccountants.com.au	Bank Statement	Interest for 01/07/2020 - 31/07/2020		9.09	13,383.30
06/08/2020	michelle@pamilyaaccountants.com.au	23/09/2021	michelle@pamilyaaccountants.com.au	Bank Statement	TD Interest paid TD payout		2,105.75	15,489.05
31/08/2020	michelle@pamilyaaccountants.com.au	23/09/2021	michelle@pamilyaaccountants.com.au	Bank Statement	Interest for 01/08/2020 - 31/08/2020		10.29	15,499.34
30/09/2020	michelle@pamilyaaccountants.com.au	23/09/2021	michelle@pamilyaaccountants.com.au	Bank Statement	Interest for 01/09/2020 - 30/09/2020		10.19	15,509.53
31/10/2020	michelle@pamilyaaccountants.com.au	23/09/2021	michelle@pamilyaaccountants.com.au	Bank Statement	Interest for 01/10/2020 - 31/10/2020		9.56	15,519.09
30/11/2020	michelle@pamilyaaccountants.com.au	23/09/2021	michelle@pamilyaaccountants.com.au	Bank Statement	Interest for 01/11/2020 - 30/11/2020		6.38	15,525.47
31/12/2020	michelle@pamilyaaccountants.com.au	23/09/2021	michelle@pamilyaaccountants.com.au	Bank Statement	Interest for 01/12/2020 - 31/12/2020		5.51	15,530.98
31/01/2021	michelle@pamilyaaccountants.com.au	23/09/2021	michelle@pamilyaaccountants.com.au	Bank Statement	Interest for 01/01/2021 - 31/01/2021		4.62	15,535.60
28/02/2021	michelle@pamilyaaccountants.com.au	23/09/2021	michelle@pamilyaaccountants.com.au	Bank Statement	Interest for 01/02/2021 - 28/02/2021		4.17	15,539.77
26/03/2021	michelle@pamilyaaccountants.com.au	23/09/2021	michelle@pamilyaaccountants.com.au	Bank Statement	Direct Entry Credit Item Ref: TFR UB TO AMPSE Furniture Discou		(15,500.00)	39.77
31/03/2021	michelle@pamilyaaccountants.com.au	23/09/2021	michelle@pamilyaaccountants.com.au	Bank Statement	Interest for 01/03/2021 - 31/03/2021		1.60	41.37
30/04/2021	michelle@pamilyaaccountants.com.au	23/09/2021	michelle@pamilyaaccountants.com.au	Bank Statement	Interest for 01/04/2021 - 30/04/2021		0.01	41.38
31/05/2021	michelle@pamilyaaccountants.com.au	23/09/2021	michelle@pamilyaaccountants.com.au	Bank Statement	Interest for 01/05/2021 - 31/05/2021		0.01	41.39
30/06/2021	michelle@pamilyaaccountants.com.au	23/09/2021	michelle@pamilyaaccountants.com.au	Bank Statement	Interest for 01/06/2021 - 30/06/2021		0.01	41.40
							(13,332.81)	41.40

Term Deposits (60800)

Gary Olsen Superannuation Fund

General Ledger - Audit View

For The Period 01 July 2020 - 30 June 2021

Transaction Date	Transaction Source	Processed Date	Last Modified By	Transaction Type	Description	Units	Amount \$	Balance \$
<u>AMP TD 559 (AMPTD559)</u>								
01/07/2020	Opening Balance				Opening Balance			100,000.00
24/09/2020	michelle@pamilyaacco untants.com.au	23/09/2021	michelle@pamilyaacco untants.com.au	Bank Statement	Transfer from Term Deposit		(1,504.11)	98,495.89
24/09/2020	michelle@pamilyaacco untants.com.au	23/09/2021		General Journal			1,504.11	100,000.00
							0.00	100,000.00
<u>UBank TD 5507 (UBANKTD5507)</u>								
01/07/2020	Opening Balance				Opening Balance			100,000.00
							0.00	100,000.00
<u>Distributions Receivable (61800)</u>								
<u>Ausbil Ausbil MicroCap Fd (AAP0007AU1)</u>								
01/07/2020	Opening Balance				Opening Balance			1,354.22
14/07/2020	Bank Data Service	23/09/2021	michelle@pamilyaacco untants.com.au	Bank Statement	Ausbil Invest 200007508 DVND 56		(1,354.22)	0.00
30/06/2021	michelle@pamilyaacco untants.com.au	08/10/2021	michelle@pamilyaacco untants.com.au	General Journal	Ausbil MicroCap Fund Distribution Receivable		10,169.56	10,169.56
							8,815.34	10,169.56
<u>BlackRock Adv Aust Equity Fund (BAR0814AU)</u>								
01/07/2020	Opening Balance				Opening Balance			460.94
14/07/2020	Bank Data Service	23/09/2021	michelle@pamilyaacco untants.com.au	Bank Statement	BLACKROCK INVEST BLK0003478813 50		(460.94)	0.00
30/06/2021	michelle@pamilyaacco untants.com.au	08/10/2021	michelle@pamilyaacco untants.com.au	General Journal	BlackRock Advantage Australian Equity Fund Distribution Receivable		1,200.79	1,200.79
							739.85	1,200.79
<u>Charter Hall Maxim Proprty Secs Fd (COL0001AU)</u>								
01/07/2020	Opening Balance				Opening Balance			415.63
10/07/2020	Bank Data Service	23/09/2021	michelle@pamilyaacco untants.com.au	Bank Statement	MAXIMAM MAXIMAM0000994632 50		(415.63)	0.00
30/06/2021	michelle@pamilyaacco untants.com.au	09/10/2021	michelle@pamilyaacco untants.com.au	General Journal	Charter Hall Maxim Property Securities Fund Distribution Receivable		208.67	208.67
							(206.96)	208.67

Gary Olsen Superannuation Fund

General Ledger - Audit View

For The Period 01 July 2020 - 30 June 2021

Transaction Date	Transaction Source	Processed Date	Last Modified By	Transaction Type	Description	Units	Amount \$	Balance \$
<u>Cromwell Phoenix Prop Sec Fund (CRM0008AU)</u>								
01/07/2020	Opening Balance				Opening Balance			389.29
17/07/2020	Bank Data Service	23/09/2021	michelle@pamilyaacco untants.com.au	Bank Statement	PSF - CROMWELL 0011185223 DVND 56 [Amount Receivable ref 171707527]		(389.29)	0.00
30/06/2021	michelle@pamilyaacco untants.com.au	09/10/2021	michelle@pamilyaacco untants.com.au	General Journal	Cromwell Phoenix Property Securities Fund Distribution Receivable		488.30	488.30
							99.01	488.30
<u>Pimco Aust Bond Fund - Wholesale (ETL0015AU)</u>								
01/07/2020	Opening Balance				Opening Balance			2,931.42
10/07/2020	Bank Data Service	23/09/2021	michelle@pamilyaacco untants.com.au	Bank Statement	PIMCO Funds 300109279 DVND 56		(2,931.42)	0.00
30/06/2021	michelle@pamilyaacco untants.com.au	09/10/2021	michelle@pamilyaacco untants.com.au	General Journal	Pimco Australian Bond Fund Distribution Receivable		70.21	70.21
							(2,861.21)	70.21
<u>Fidelity Aust Equities Fd (FID0008AU13)</u>								
01/07/2020	Opening Balance				Opening Balance			3,708.28
16/07/2020	Bank Data Service	23/09/2021	michelle@pamilyaacco untants.com.au	Bank Statement	FIL RESPONSIBLE FIL0003481353 50		(3,708.28)	0.00
30/06/2021	michelle@pamilyaacco untants.com.au	09/10/2021	michelle@pamilyaacco untants.com.au	General Journal	Fidelity Australian Equities Fund Distribution Receivable		3,210.63	3,210.63
							(497.65)	3,210.63
<u>Greencape Broadcap Fund (HOW0034AU1)</u>								
30/06/2021	michelle@pamilyaacco untants.com.au	09/10/2021	michelle@pamilyaacco untants.com.au	General Journal	Greencape Broadcap Fund Distribution Receivable		2,324.87	2,324.87
							2,324.87	2,324.87
<u>iShares Europe ETF - Chess Depository Interests 1:1 Isheu350 (IEU.AX)</u>								
01/07/2020	Opening Balance				Opening Balance			851.79
13/07/2020	Bank Data Service	22/09/2021	michelle@pamilyaacco untants.com.au	Bank Statement	IEU PAYMENT JUL20/00802041 DVND 56 [System Matched Income Data]		(851.79)	0.00
30/06/2021	michelle@pamilyaacco untants.com.au	09/10/2021	michelle@pamilyaacco untants.com.au	General Journal	iShares Europe ETF Distribution Receivable		1,374.91	1,374.91
							523.12	1,374.91
<u>Investors Mutual Australian Share F (IML0002AU6)</u>								

Gary Olsen Superannuation Fund

General Ledger - Audit View

For The Period 01 July 2020 - 30 June 2021

Transaction Date	Transaction Source	Processed Date	Last Modified By	Transaction Type	Description	Units	Amount \$	Balance \$
01/07/2020	Opening Balance				Opening Balance			3,392.22
10/07/2020	Bank Data Service	23/09/2021	michelle@familyaacco untants.com.au	Bank Statement	RBC IST Distr aubqA00G00014D9E DVND 56		(3,392.22)	0.00
30/06/2021	michelle@familyaacco untants.com.au	09/10/2021	michelle@familyaacco untants.com.au	General Journal	Investors Mutual Australian Share Fund Distribution Receivable		3,403.26	3,403.26
							11.04	3,403.26
<u>Macquarie Income Opp Fund (MAQ0277AU)</u>								
01/07/2020	Opening Balance				Opening Balance			3,479.35
09/07/2020	Bank Data Service	23/09/2021	michelle@familyaacco untants.com.au	Bank Statement	MIML 1 88146 13698 50		(3,479.51)	(0.16)
30/06/2021	michelle@familyaacco untants.com.au	09/10/2021	michelle@familyaacco untants.com.au	General Journal	Macquarie Income Opportunities Fund Distribution Receivable		1,668.23	1,668.07
							(1,811.28)	1,668.07
<u>IFP Global Franchise (MAQ0404AU)</u>								
01/07/2020	Opening Balance				Opening Balance			13,889.74
09/07/2020	Bank Data Service	23/09/2021	michelle@familyaacco untants.com.au	Bank Statement	MIML 1 87753 13695 50		(13,889.74)	0.00
30/06/2021	michelle@familyaacco untants.com.au	09/10/2021	michelle@familyaacco untants.com.au	General Journal	IFP Global Franchise Fund Distribution Receivable		7,647.65	7,647.65
							(6,242.09)	7,647.65
<u>Macq Australian Shares Fund (MAQ0443AU2)</u>								
01/07/2020	Opening Balance				Opening Balance			2,543.74
09/07/2020	Bank Data Service	23/09/2021	michelle@familyaacco untants.com.au	Bank Statement	MIML 1 13547 13695 50		(2,543.74)	0.00
30/06/2021	michelle@familyaacco untants.com.au	09/10/2021	michelle@familyaacco untants.com.au	General Journal	Macquarie Australian Shares Fund Distribution Receivable		3,328.57	3,328.57
							784.83	3,328.57
<u>Macquarie Aust Small Comps Fund (MAQ0454AU1)</u>								
01/07/2020	Opening Balance				Opening Balance			144.99
09/07/2020	Bank Data Service	23/09/2021	michelle@familyaacco untants.com.au	Bank Statement	MIML 1 13547 13693 50		(144.99)	0.00
30/06/2021	michelle@familyaacco untants.com.au	09/10/2021	michelle@familyaacco untants.com.au	General Journal	Macquarie Australian Small Companies Fund Distribution Receivable		320.46	320.46
							175.47	320.46

Gary Olsen Superannuation Fund

General Ledger - Audit View

For The Period 01 July 2020 - 30 June 2021

Transaction Date	Transaction Source	Processed Date	Last Modified By	Transaction Type	Description	Units	Amount \$	Balance \$
<u>Arrowstreet Global Equity Fund (MAQ0464AU)</u>								
01/07/2020	Opening Balance				Opening Balance			15,152.63
09/07/2020	Bank Data Service	23/09/2021	michelle@pamilyaacco untants.com.au	Bank Statement	MIML 1 87753 13693 50		(15,152.63)	0.00
30/06/2021	michelle@pamilyaacco untants.com.au	08/10/2021	michelle@pamilyaacco untants.com.au	General Journal	Arrowstreet Global Equity Fund Distribution Receivable		31,505.04	31,505.04
							16,352.41	31,505.04
<u>Magellan Global Fd (MGE0001AU2)</u>								
01/07/2020	Opening Balance				Opening Balance			4,304.68
14/07/2020	Bank Data Service	23/09/2021	michelle@pamilyaacco untants.com.au	Bank Statement	MAGELLAN MAGELLAN0000988965 50		(4,304.68)	0.00
30/06/2021	michelle@pamilyaacco untants.com.au	09/10/2021	michelle@pamilyaacco untants.com.au	General Journal	Magellan Global Fund Distribution Receivable		2,090.84	2,090.84
							(2,213.84)	2,090.84
<u>Perpetual's Wholesale Australian Share Fund (PER0049AU)</u>								
01/07/2020	Opening Balance				Opening Balance			1,770.65
14/07/2020	Bank Data Service	23/09/2021	michelle@pamilyaacco untants.com.au	Bank Statement	PIML UT Distribu AC801000074 50		(1,770.65)	0.00
30/06/2021	michelle@pamilyaacco untants.com.au	09/10/2021	michelle@pamilyaacco untants.com.au	General Journal	Perpetual Wholesale Funds Distribution Receivable		1,240.73	1,240.73
							(529.92)	1,240.73
<u>UBS Australian Bond Fund (SBC0813AU)</u>								
01/07/2020	Opening Balance				Opening Balance			4,017.61
14/07/2020	Bank Data Service	23/09/2021	michelle@pamilyaacco untants.com.au	Bank Statement	UBS Global AM 10299188 DVND 56		(4,017.61)	0.00
30/06/2021	michelle@pamilyaacco untants.com.au	09/10/2021	michelle@pamilyaacco untants.com.au	General Journal	UBS Australian Bond Fund Distribution Receivable		4,290.79	4,290.79
							273.18	4,290.79
<u>Schroder Fixed Income Fd Ws Class (SCH0028AU)</u>								
01/07/2020	Opening Balance				Opening Balance			722.46
07/07/2020	Bank Data Service	23/09/2021	michelle@pamilyaacco untants.com.au	Bank Statement	SCHRODER INVESTM SCH0003470016 50		(722.46)	0.00
30/06/2021	michelle@pamilyaacco untants.com.au	09/10/2021	michelle@pamilyaacco untants.com.au	General Journal	Schroders Fixed Income Fund Distribution Receivable		646.88	646.88

Gary Olsen Superannuation Fund

General Ledger - Audit View

For The Period 01 July 2020 - 30 June 2021

Transaction Date	Transaction Source	Processed Date	Last Modified By	Transaction Type	Description	Units	Amount \$	Balance \$
							(75.58)	646.88
<u>Schroder Wholesale Aust Equity Fund (SCH0101AU)</u>								
01/07/2020	Opening Balance				Opening Balance			1,803.74
07/07/2020	Bank Data Service	23/09/2021	michelle@pamilyaacco untants.com.au	Bank Statement	SCHRODER INVESTM SCH0003471270 50		(1,803.74)	0.00
30/06/2021	michelle@pamilyaacco untants.com.au	09/10/2021	michelle@pamilyaacco untants.com.au	General Journal	Schroder Wholesale Australian Equity Fund Distribution Receivable		1,709.94	1,709.94
							(93.80)	1,709.94
<u>Vanguard Msci Index International Shares Etf (VGS.AX1)</u>								
01/07/2020	Opening Balance				Opening Balance			628.55
16/07/2020	Bank Data Service	23/09/2021	michelle@pamilyaacco untants.com.au	Bank Statement	VGS PAYMENT JUL20/00805027 DVND 56		(628.55)	0.00
30/06/2021	michelle@pamilyaacco untants.com.au	09/10/2021	michelle@pamilyaacco untants.com.au	General Journal	Vanguard MSCI Index International Shares Distribution Receivable		804.08	804.08
							175.53	804.08
<u>Spdr S&p World Ex Australia Fund (WZOZ.AX)</u>								
01/07/2020	Opening Balance				Opening Balance			1,699.25
10/07/2020	Bank Data Service	22/09/2021	michelle@pamilyaacco untants.com.au	Bank Statement	WZOZ DST 001242184928 DVND 56		(1,699.25)	0.00
30/06/2021	michelle@pamilyaacco untants.com.au	09/10/2021	michelle@pamilyaacco untants.com.au	General Journal	SPDR S&P World Ex Australian Fund Distribution Receivable		1,349.41	1,349.41
							(349.84)	1,349.41
Managed Investments (Australian) (74700)								
<u>Ausbil Ausbil MicroCap Fd (AAP0007AU1)</u>								
01/07/2020	Opening Balance				Opening Balance	22,152.26		71,593.43
31/10/2020	SYSTEM	30/10/2020		System Journal	Revaluation - 29/10/2020 @ \$3.725242 (Exit) - 22,152.261600 Units on hand		10,929.11	82,522.54
30/11/2020	SYSTEM	29/11/2020		System Journal	Revaluation - 26/11/2020 @ \$4.026938 (Exit) - 22,152.261600 Units on hand		6,683.24	89,205.78
31/12/2020	SYSTEM	30/12/2020		System Journal	Revaluation - 29/12/2020 @ \$4.315548 (Exit) - 22,152.261600 Units on hand		6,393.37	95,599.15
31/01/2021	SYSTEM	30/01/2021		System Journal	Revaluation - 28/01/2021 @ \$4.296746 (Exit) - 22,152.261600 Units on hand		(416.51)	95,182.64
28/02/2021	SYSTEM	27/02/2021		System Journal	Revaluation - 24/02/2021 @ \$4.489974		4,280.44	99,463.08

Gary Olsen Superannuation Fund

General Ledger - Audit View

For The Period 01 July 2020 - 30 June 2021

Transaction Date	Transaction Source	Processed Date	Last Modified By	Transaction Type	Description	Units	Amount \$	Balance \$
					(Exit) - 22,152.261600 Units on hand			
31/03/2021	SYSTEM	30/03/2021		System Journal	Revaluation - 29/03/2021 @ \$4.378688 (Exit) - 22,152.261600 Units on hand		(2,465.24)	96,997.84
30/04/2021	SYSTEM	29/04/2021		System Journal	Revaluation - 28/04/2021 @ \$4.732876 (Exit) - 22,152.261600 Units on hand		7,846.07	104,843.91
31/05/2021	SYSTEM	30/05/2021		System Journal	Revaluation - 27/05/2021 @ \$4.821142 (Exit) - 22,152.261600 Units on hand		1,955.29	106,799.20
30/06/2021	SYSTEM	29/06/2021		System Journal	Revaluation - 28/06/2021 @ \$4.876924 (Exit) - 22,152.261600 Units on hand		1,235.70	108,034.90
30/06/2021	Michelle Gargar	09/10/2021		System Journal	Revaluation - 30/06/2021 @ \$4.938683 (Custom) - 22,152.261600 Units on hand		1,368.10	109,403.00
						22,152.26	37,809.57	109,403.00
<u>BlackRock Adv Aust Equity Fund (BAR0814AU)</u>								
01/07/2020	Opening Balance				Opening Balance	65,650.09		73,644.04
31/10/2020	SYSTEM	30/10/2020		System Journal	Revaluation - 29/10/2020 @ \$1.153876 (Exit) - 65,650.090000 Units on hand		2,108.02	75,752.06
30/11/2020	SYSTEM	29/11/2020		System Journal	Revaluation - 26/11/2020 @ \$1.273423 (Exit) - 65,650.090000 Units on hand		7,848.27	83,600.33
31/12/2020	SYSTEM	30/12/2020		System Journal	Revaluation - 29/12/2020 @ \$1.288088 (Exit) - 65,650.090000 Units on hand		962.76	84,563.09
31/01/2021	SYSTEM	30/01/2021		System Journal	Revaluation - 28/01/2021 @ \$1.262388 (Exit) - 65,650.090000 Units on hand		(1,687.20)	82,875.89
28/02/2021	SYSTEM	27/02/2021		System Journal	Revaluation - 24/02/2021 @ \$1.287785 (Exit) - 65,650.090000 Units on hand		1,667.31	84,543.20
31/03/2021	SYSTEM	30/03/2021		System Journal	Revaluation - 29/03/2021 @ \$1.301767 (Exit) - 65,650.090000 Units on hand		917.92	85,461.12
30/04/2021	SYSTEM	29/04/2021		System Journal	Revaluation - 28/04/2021 @ \$1.357232 (Exit) - 65,650.090000 Units on hand		3,641.28	89,102.40
31/05/2021	SYSTEM	30/05/2021		System Journal	Revaluation - 27/05/2021 @ \$1.363093 (Exit) - 65,650.090000 Units on hand		384.78	89,487.18
30/06/2021	SYSTEM	29/06/2021		System Journal	Revaluation - 28/06/2021 @ \$1.405386 (Exit) - 65,650.090000 Units on hand		2,776.54	92,263.72
30/06/2021	Michelle Gargar	09/10/2021		System Journal	Revaluation - 30/06/2021 @ \$1.410466 (Custom) - 65,650.090000 Units on hand		333.50	92,597.22
						65,650.09	18,953.18	92,597.22
<u>Charter Hall Maxim Proprty Secs Fd (COL0001AU)</u>								
01/07/2020	Opening Balance				Opening Balance	41,732.36		35,151.16
31/10/2020	SYSTEM	30/10/2020		System Journal	Revaluation - 29/10/2020 @ \$0.899600		2,391.27	37,542.43

Gary Olsen Superannuation Fund
General Ledger - Audit View

For The Period 01 July 2020 - 30 June 2021

Transaction Date	Transaction Source	Processed Date	Last Modified By	Transaction Type	Description	Units	Amount \$	Balance \$
					(Exit) - 41,732.356500 Units on hand			
30/11/2020	SYSTEM	29/11/2020		System Journal	Revaluation - 26/11/2020 @ \$0.993900 (Exit) - 41,732.356500 Units on hand		3,935.36	41,477.79
31/12/2020	SYSTEM	30/12/2020		System Journal	Revaluation - 29/12/2020 @ \$1.017900 (Exit) - 41,732.356500 Units on hand		1,001.58	42,479.37
31/01/2021	SYSTEM	30/01/2021		System Journal	Revaluation - 28/01/2021 @ \$0.966300 (Exit) - 41,732.356500 Units on hand		(2,153.39)	40,325.98
28/02/2021	SYSTEM	27/02/2021		System Journal	Revaluation - 24/02/2021 @ \$0.956400 (Exit) - 41,732.356500 Units on hand		(413.15)	39,912.83
31/03/2021	SYSTEM	30/03/2021		System Journal	Revaluation - 29/03/2021 @ \$0.998000 (Exit) - 41,732.356500 Units on hand		1,736.06	41,648.89
30/04/2021	SYSTEM	29/04/2021		System Journal	Revaluation - 28/04/2021 @ \$1.035300 (Exit) - 41,732.356500 Units on hand		1,556.62	43,205.51
31/05/2021	SYSTEM	30/05/2021		System Journal	Revaluation - 27/05/2021 @ \$1.043900 (Exit) - 41,732.356500 Units on hand		358.90	43,564.41
30/06/2021	SYSTEM	29/06/2021		System Journal	Revaluation - 28/06/2021 @ \$1.109300 (Exit) - 41,732.356500 Units on hand		2,729.29	46,293.70
30/06/2021	Michelle Gargar	09/10/2021		System Journal	Revaluation - 30/06/2021 @ \$1.117100 (Custom) - 41,732.356500 Units on hand		325.52	46,619.22
						41,732.36	11,468.06	46,619.22
<u>Cromwell Phoenix Prop Sec Fund (CRM0008AU)</u>								
01/07/2020	Opening Balance				Opening Balance	32,129.09		32,376.48
31/10/2020	SYSTEM	30/10/2020		System Journal	Revaluation - 28/10/2020 @ \$1.050800 (Exit) - 32,129.087500 Units on hand		1,384.77	33,761.25
30/11/2020	SYSTEM	29/11/2020		System Journal	Revaluation - 26/11/2020 @ \$1.186700 (Exit) - 32,129.087500 Units on hand		4,366.34	38,127.59
31/12/2020	SYSTEM	30/12/2020		System Journal	Revaluation - 29/12/2020 @ \$1.231700 (Exit) - 32,129.087500 Units on hand		1,445.81	39,573.40
31/01/2021	SYSTEM	30/01/2021		System Journal	Revaluation - 25/01/2021 @ \$1.165500 (Exit) - 32,129.087500 Units on hand		(2,126.95)	37,446.45
28/02/2021	SYSTEM	27/02/2021		System Journal	Revaluation - 24/02/2021 @ \$1.136200 (Exit) - 32,129.087500 Units on hand		(941.38)	36,505.07
31/03/2021	SYSTEM	30/03/2021		System Journal	Revaluation - 29/03/2021 @ \$1.172400 (Exit) - 32,129.087500 Units on hand		1,163.07	37,668.14
30/04/2021	SYSTEM	29/04/2021		System Journal	Revaluation - 27/04/2021 @ \$1.203500 (Exit) - 32,129.087500 Units on hand		999.22	38,667.36
31/05/2021	SYSTEM	30/05/2021		System Journal	Revaluation - 27/05/2021 @ \$1.244600 (Exit) - 32,129.087500 Units on hand		1,320.50	39,987.86
30/06/2021	SYSTEM	29/06/2021		System Journal	Revaluation - 28/06/2021 @ \$1.309300		2,078.75	42,066.61

Gary Olsen Superannuation Fund
General Ledger - Audit View

For The Period 01 July 2020 - 30 June 2021

Transaction Date	Transaction Source	Processed Date	Last Modified By	Transaction Type	Description	Units	Amount \$	Balance \$
					(Exit) - 32,129.087500 Units on hand			
30/06/2021	Michelle Gargar	09/10/2021		System Journal	Revaluation - 30/06/2021 @ \$1.299300 (Custom) - 32,129.087500 Units on hand		(321.29)	41,745.32
						32,129.09	9,368.84	41,745.32
<u>Pimco Aust Bond Fund - Wholesale (ETL0015AU)</u>								
01/07/2020	Opening Balance				Opening Balance	140,255.24		143,537.21
31/10/2020	SYSTEM	30/10/2020		System Journal	Revaluation - 29/10/2020 @ \$1.016800 (Exit) - 140,255.238800 Units on hand		(925.68)	142,611.53
31/12/2020	SYSTEM	30/12/2020		System Journal	Revaluation - 29/12/2020 @ \$1.017300 (Exit) - 140,255.238800 Units on hand		70.12	142,681.65
31/01/2021	SYSTEM	30/01/2021		System Journal	Revaluation - 28/01/2021 @ \$1.009400 (Exit) - 140,255.238800 Units on hand		(1,108.01)	141,573.64
28/02/2021	SYSTEM	27/02/2021		System Journal	Revaluation - 24/02/2021 @ \$0.987700 (Exit) - 140,255.238800 Units on hand		(3,043.54)	138,530.10
31/03/2021	SYSTEM	30/03/2021		System Journal	Revaluation - 29/03/2021 @ \$0.984000 (Exit) - 140,255.238800 Units on hand		(518.95)	138,011.15
30/04/2021	SYSTEM	29/04/2021		System Journal	Revaluation - 28/04/2021 @ \$0.986600 (Exit) - 140,255.238800 Units on hand		364.67	138,375.82
31/05/2021	SYSTEM	30/05/2021		System Journal	Revaluation - 27/05/2021 @ \$0.993000 (Exit) - 140,255.238800 Units on hand		897.63	139,273.45
30/06/2021	SYSTEM	29/06/2021		System Journal	Revaluation - 28/06/2021 @ \$0.992100 (Exit) - 140,255.238800 Units on hand		(126.23)	139,147.22
30/06/2021	Michelle Gargar	09/10/2021		System Journal	Revaluation - 30/06/2021 @ \$0.994400 (Custom) - 140,255.238800 Units on hand		322.59	139,469.81
						140,255.24	(4,067.40)	139,469.81
<u>Fidelity Aust Equities Fd (FID0008AU13)</u>								
01/07/2020	Opening Balance				Opening Balance	2,311.04		75,434.66
31/10/2020	SYSTEM	30/10/2020		System Journal	Revaluation - 29/10/2020 @ \$31.762400 (Exit) - 2,311.040000 Units on hand		(2,030.48)	73,404.18
30/11/2020	SYSTEM	29/11/2020		System Journal	Revaluation - 26/11/2020 @ \$34.901900 (Exit) - 2,311.040000 Units on hand		7,255.51	80,659.69
31/12/2020	SYSTEM	30/12/2020		System Journal	Revaluation - 29/12/2020 @ \$35.967800 (Exit) - 2,311.040000 Units on hand		2,463.33	83,123.02
31/01/2021	SYSTEM	30/01/2021		System Journal	Revaluation - 28/01/2021 @ \$35.602800 (Exit) - 2,311.040000 Units on hand		(843.53)	82,279.49
28/02/2021	SYSTEM	27/02/2021		System Journal	Revaluation - 24/02/2021 @ \$36.397700 (Exit) - 2,311.040000 Units on hand		1,837.05	84,116.54
31/03/2021	SYSTEM	30/03/2021		System Journal	Revaluation - 29/03/2021 @ \$36.777000		876.58	84,993.12

Gary Olsen Superannuation Fund

General Ledger - Audit View

For The Period 01 July 2020 - 30 June 2021

Transaction Date	Transaction Source	Processed Date	Last Modified By	Transaction Type	Description	Units	Amount \$	Balance \$
					(Exit) - 2,311.040000 Units on hand			
30/04/2021	SYSTEM	29/04/2021		System Journal	Revaluation - 28/04/2021 @ \$38.646500 (Exit) - 2,311.040000 Units on hand		4,320.49	89,313.61
31/05/2021	SYSTEM	30/05/2021		System Journal	Revaluation - 27/05/2021 @ \$39.050600 (Exit) - 2,311.040000 Units on hand		933.89	90,247.50
30/06/2021	SYSTEM	29/06/2021		System Journal	Revaluation - 28/06/2021 @ \$40.122600 (Exit) - 2,311.040000 Units on hand		2,477.43	92,724.93
30/06/2021	Michelle Gargar	09/10/2021		System Journal	Revaluation - 30/06/2021 @ \$39.031500 (Custom) - 2,311.040000 Units on hand		(2,521.57)	90,203.36
						2,311.04	14,768.70	90,203.36
<u>Greencape Broadcap Fund (HOW0034AU1)</u>								
01/07/2020	Opening Balance				Opening Balance	53,129.27		80,299.58
31/10/2020	SYSTEM	30/10/2020		System Journal	Revaluation - 29/10/2020 @ \$1.556100 (Exit) - 53,129.269000 Units on hand		2,374.88	82,674.46
30/11/2020	SYSTEM	29/11/2020		System Journal	Revaluation - 26/11/2020 @ \$1.676300 (Exit) - 53,129.269000 Units on hand		6,386.13	89,060.59
31/12/2020	SYSTEM	30/12/2020		System Journal	Revaluation - 29/12/2020 @ \$1.674400 (Exit) - 53,129.269000 Units on hand		(100.94)	88,959.65
31/01/2021	SYSTEM	30/01/2021		System Journal	Revaluation - 28/01/2021 @ \$1.653800 (Exit) - 53,129.269000 Units on hand		(1,094.46)	87,865.19
28/02/2021	SYSTEM	27/02/2021		System Journal	Revaluation - 24/02/2021 @ \$1.705200 (Exit) - 53,129.269000 Units on hand		2,730.84	90,596.03
31/03/2021	SYSTEM	30/03/2021		System Journal	Revaluation - 29/03/2021 @ \$1.719900 (Exit) - 53,129.269000 Units on hand		781.00	91,377.03
30/04/2021	SYSTEM	29/04/2021		System Journal	Revaluation - 28/04/2021 @ \$1.777300 (Exit) - 53,129.269000 Units on hand		3,049.62	94,426.65
31/05/2021	SYSTEM	30/05/2021		System Journal	Revaluation - 27/05/2021 @ \$1.783100 (Exit) - 53,129.269000 Units on hand		308.15	94,734.80
30/06/2021	SYSTEM	29/06/2021		System Journal	Revaluation - 28/06/2021 @ \$1.827900 (Exit) - 53,129.269000 Units on hand		2,380.19	97,114.99
30/06/2021	Michelle Gargar	09/10/2021		System Journal	Revaluation - 30/06/2021 @ \$1.790400 (Custom) - 53,129.269000 Units on hand		(1,992.35)	95,122.64
						53,129.27	14,823.06	95,122.64
<u>Investors Mutual Australian Share F (IML0002AU6)</u>								
01/07/2020	Opening Balance				Opening Balance	26,451.48		71,289.39
31/10/2020	SYSTEM	30/10/2020		System Journal	Revaluation - 29/10/2020 @ \$2.545800 (Exit) - 26,451.483600 Units on hand		(3,949.20)	67,340.19
30/11/2020	SYSTEM	29/11/2020		System Journal	Revaluation - 26/11/2020 @ \$2.860100		8,313.70	75,653.89

Gary Olsen Superannuation Fund
General Ledger - Audit View

For The Period 01 July 2020 - 30 June 2021

Transaction Date	Transaction Source	Processed Date	Last Modified By	Transaction Type	Description	Units	Amount \$	Balance \$
					(Exit) - 26,451.483600 Units on hand			
31/12/2020	SYSTEM	30/12/2020		System Journal	Revaluation - 29/12/2020 @ \$2.813200 (Exit) - 26,451.483600 Units on hand		(1,240.58)	74,413.31
31/01/2021	SYSTEM	30/01/2021		System Journal	Revaluation - 28/01/2021 @ \$2.756000 (Exit) - 26,451.483600 Units on hand		(1,513.02)	72,900.29
28/02/2021	SYSTEM	27/02/2021		System Journal	Revaluation - 24/02/2021 @ \$2.825400 (Exit) - 26,451.483600 Units on hand		1,835.73	74,736.02
31/03/2021	SYSTEM	30/03/2021		System Journal	Revaluation - 29/03/2021 @ \$2.915900 (Exit) - 26,451.483600 Units on hand		2,393.86	77,129.88
30/04/2021	SYSTEM	29/04/2021		System Journal	Revaluation - 28/04/2021 @ \$2.975000 (Exit) - 26,451.483600 Units on hand		1,563.28	78,693.16
31/05/2021	SYSTEM	30/05/2021		System Journal	Revaluation - 27/05/2021 @ \$3.010800 (Exit) - 26,451.483600 Units on hand		946.97	79,640.13
30/06/2021	SYSTEM	29/06/2021		System Journal	Revaluation - 28/06/2021 @ \$3.061000 (Exit) - 26,451.483600 Units on hand		1,327.86	80,967.99
30/06/2021	Michelle Gargar	09/10/2021		System Journal	Revaluation - 30/06/2021 @ \$2.943000 (Custom) - 26,451.483600 Units on hand		(3,121.27)	77,846.72
						26,451.48	6,557.33	77,846.72
<u>Macquarie Income Opp Fund (MAQ0277AU)</u>								
01/07/2020	Opening Balance				Opening Balance	140,081.68		139,535.36
31/10/2020	SYSTEM	30/10/2020		System Journal	Revaluation - 28/10/2020 @ \$0.981400 (Exit) - 140,081.680000 Units on hand		(2,059.20)	137,476.16
30/11/2020	SYSTEM	29/11/2020		System Journal	Revaluation - 24/11/2020 @ \$0.986800 (Exit) - 140,081.680000 Units on hand		756.44	138,232.60
31/12/2020	SYSTEM	30/12/2020		System Journal	Revaluation - 24/12/2020 @ \$0.988200 (Exit) - 140,081.680000 Units on hand		196.12	138,428.72
31/01/2021	SYSTEM	30/01/2021		System Journal	Revaluation - 25/01/2021 @ \$0.987500 (Exit) - 140,081.680000 Units on hand		(98.06)	138,330.66
28/02/2021	SYSTEM	27/02/2021		System Journal	Revaluation - 23/02/2021 @ \$0.982900 (Exit) - 140,081.680000 Units on hand		(644.38)	137,686.28
31/03/2021	SYSTEM	30/03/2021		System Journal	Revaluation - 26/03/2021 @ \$0.979300 (Exit) - 140,081.680000 Units on hand		(504.29)	137,181.99
30/04/2021	SYSTEM	29/04/2021		System Journal	Revaluation - 27/04/2021 @ \$0.979800 (Exit) - 140,081.680000 Units on hand		70.04	137,252.03
31/05/2021	SYSTEM	30/05/2021		System Journal	Revaluation - 26/05/2021 @ \$0.979000 (Exit) - 140,081.680000 Units on hand		(112.07)	137,139.96
30/06/2021	SYSTEM	29/06/2021		System Journal	Revaluation - 25/06/2021 @ \$0.977900 (Exit) - 140,081.680000 Units on hand		(154.09)	136,985.87
30/06/2021	Michelle Gargar	09/10/2021		System Journal	Revaluation - 30/06/2021 @ \$0.978200		42.03	137,027.90

Gary Olsen Superannuation Fund
General Ledger - Audit View

For The Period 01 July 2020 - 30 June 2021

Transaction Date	Transaction Source	Processed Date	Last Modified By	Transaction Type	Description	Units	Amount \$	Balance \$
					(Exit) - 140,081.680000 Units on hand			
30/06/2021	Michelle Gargar	13/10/2021		System Journal	Revaluation - 30/06/2021 @ \$0.966400 (Custom) - 140,081.680000 Units on hand		(1,652.96)	135,374.94
						140,081.68	(4,160.42)	135,374.94
<u>IFP Global Franchise (MAQ0404AU)</u>								
01/07/2020	Opening Balance				Opening Balance	54,731.87		130,491.72
31/10/2020	SYSTEM	30/10/2020		System Journal	Revaluation - 29/10/2020 @ \$2.096200 (Exit) - 54,731.870000 Units on hand		(15,762.77)	114,728.95
30/11/2020	SYSTEM	29/11/2020		System Journal	Revaluation - 25/11/2020 @ \$2.225700 (Exit) - 54,731.870000 Units on hand		7,087.77	121,816.72
31/12/2020	SYSTEM	30/12/2020		System Journal	Revaluation - 29/12/2020 @ \$2.251600 (Exit) - 54,731.870000 Units on hand		1,417.56	123,234.28
31/01/2021	SYSTEM	30/01/2021		System Journal	Revaluation - 27/01/2021 @ \$2.257200 (Exit) - 54,731.870000 Units on hand		306.50	123,540.78
28/02/2021	SYSTEM	27/02/2021		System Journal	Revaluation - 24/02/2021 @ \$2.274800 (Exit) - 54,731.870000 Units on hand		963.28	124,504.06
31/03/2021	SYSTEM	30/03/2021		System Journal	Revaluation - 29/03/2021 @ \$2.426100 (Exit) - 54,731.870000 Units on hand		8,280.93	132,784.99
30/04/2021	SYSTEM	29/04/2021		System Journal	Revaluation - 28/04/2021 @ \$2.452500 (Exit) - 54,731.870000 Units on hand		1,444.92	134,229.91
31/05/2021	SYSTEM	30/05/2021		System Journal	Revaluation - 27/05/2021 @ \$2.491800 (Exit) - 54,731.870000 Units on hand		2,150.96	136,380.87
30/06/2021	SYSTEM	29/06/2021		System Journal	Revaluation - 28/06/2021 @ \$2.566800 (Exit) - 54,731.870000 Units on hand		4,104.89	140,485.76
30/06/2021	Michelle Gargar	09/10/2021		System Journal	Revaluation - 30/06/2021 @ \$2.438600 (Custom) - 54,731.870000 Units on hand		(7,016.62)	133,469.14
						54,731.87	2,977.42	133,469.14
<u>Macq Australian Shares Fund (MAQ0443AU2)</u>								
01/07/2020	Opening Balance				Opening Balance	47,887.28		79,219.93
31/10/2020	SYSTEM	30/10/2020		System Journal	Revaluation - 29/10/2020 @ \$1.662200 (Exit) - 47,887.280000 Units on hand		378.31	79,598.24
30/11/2020	SYSTEM	29/11/2020		System Journal	Revaluation - 25/11/2020 @ \$1.864000 (Exit) - 47,887.280000 Units on hand		9,663.65	89,261.89
31/12/2020	SYSTEM	30/12/2020		System Journal	Revaluation - 29/12/2020 @ \$1.863800 (Exit) - 47,887.280000 Units on hand		(9.58)	89,252.31
31/01/2021	SYSTEM	30/01/2021		System Journal	Revaluation - 27/01/2021 @ \$1.874200 (Exit) - 47,887.280000 Units on hand		498.03	89,750.34
28/02/2021	SYSTEM	27/02/2021		System Journal	Revaluation - 24/02/2021 @ \$1.880500		301.69	90,052.03

Gary Olsen Superannuation Fund
General Ledger - Audit View

For The Period 01 July 2020 - 30 June 2021

Transaction Date	Transaction Source	Processed Date	Last Modified By	Transaction Type	Description	Units	Amount \$	Balance \$
					(Exit) - 47,887.280000 Units on hand			
31/03/2021	SYSTEM	30/03/2021		System Journal	Revaluation - 29/03/2021 @ \$1.907700 (Exit) - 47,887.280000 Units on hand		1,302.53	91,354.56
30/04/2021	SYSTEM	29/04/2021		System Journal	Revaluation - 28/04/2021 @ \$1.962100 (Exit) - 47,887.280000 Units on hand		2,605.07	93,959.63
31/05/2021	SYSTEM	30/05/2021		System Journal	Revaluation - 27/05/2021 @ \$1.980100 (Exit) - 47,887.280000 Units on hand		861.97	94,821.60
30/06/2021	SYSTEM	29/06/2021		System Journal	Revaluation - 28/06/2021 @ \$2.029100 (Exit) - 47,887.280000 Units on hand		2,346.48	97,168.08
30/06/2021	Michelle Gargar	09/10/2021		System Journal	Revaluation - 30/06/2021 @ \$2.032700 (Exit) - 47,887.280000 Units on hand		172.39	97,340.47
30/06/2021	Michelle Gargar	13/10/2021		System Journal	Revaluation - 30/06/2021 @ \$1.963400 (Custom) - 47,887.280000 Units on hand		(3,318.58)	94,021.89
						47,887.28	14,801.96	94,021.89
<u>Macquarie Aust Small Comps Fund (MAQ0454AU1)</u>								
01/07/2020	Opening Balance				Opening Balance	33,055.82		81,019.81
31/10/2020	SYSTEM	30/10/2020		System Journal	Revaluation - 29/10/2020 @ \$2.665900 (Exit) - 33,055.820000 Units on hand		7,103.70	88,123.51
30/11/2020	SYSTEM	29/11/2020		System Journal	Revaluation - 25/11/2020 @ \$2.876900 (Exit) - 33,055.820000 Units on hand		6,974.78	95,098.29
31/12/2020	SYSTEM	30/12/2020		System Journal	Revaluation - 29/12/2020 @ \$2.991600 (Exit) - 33,055.820000 Units on hand		3,791.50	98,889.79
31/01/2021	SYSTEM	30/01/2021		System Journal	Revaluation - 27/01/2021 @ \$3.026800 (Exit) - 33,055.820000 Units on hand		1,163.57	100,053.36
28/02/2021	SYSTEM	27/02/2021		System Journal	Revaluation - 24/02/2021 @ \$3.079000 (Exit) - 33,055.820000 Units on hand		1,725.51	101,778.87
31/03/2021	SYSTEM	30/03/2021		System Journal	Revaluation - 29/03/2021 @ \$3.098300 (Exit) - 33,055.820000 Units on hand		637.98	102,416.85
30/04/2021	SYSTEM	29/04/2021		System Journal	Revaluation - 28/04/2021 @ \$3.228900 (Exit) - 33,055.820000 Units on hand		4,317.09	106,733.94
31/05/2021	SYSTEM	30/05/2021		System Journal	Revaluation - 27/05/2021 @ \$3.147400 (Exit) - 33,055.820000 Units on hand		(2,694.05)	104,039.89
30/06/2021	SYSTEM	29/06/2021		System Journal	Revaluation - 28/06/2021 @ \$3.251500 (Exit) - 33,055.820000 Units on hand		3,441.11	107,481.00
30/06/2021	Michelle Gargar	09/10/2021		System Journal	Revaluation - 30/06/2021 @ \$3.262700 (Exit) - 33,055.820000 Units on hand		370.22	107,851.22
30/06/2021	Michelle Gargar	13/10/2021		System Journal	Revaluation - 30/06/2021 @ \$3.253000 (Custom) - 33,055.820000 Units on hand		(320.64)	107,530.58
						33,055.82	26,510.77	107,530.58

Gary Olsen Superannuation Fund

General Ledger - Audit View

For The Period 01 July 2020 - 30 June 2021

Transaction Date	Transaction Source	Processed Date	Last Modified By	Transaction Type	Description	Units	Amount \$	Balance \$
<u>Arrowstreet Global Equity Fund (MAQ0464AU)</u>								
01/07/2020	Opening Balance				Opening Balance	147,512.49		164,166.65
31/10/2020	SYSTEM	30/10/2020		System Journal	Revaluation - 29/10/2020 @ \$1.064100 (Exit) - 147,512.490000 Units on hand		(7,198.61)	156,968.04
30/11/2020	SYSTEM	29/11/2020		System Journal	Revaluation - 25/11/2020 @ \$1.140500 (Exit) - 147,512.490000 Units on hand		11,269.95	168,237.99
31/12/2020	SYSTEM	30/12/2020		System Journal	Revaluation - 29/12/2020 @ \$1.164600 (Exit) - 147,512.490000 Units on hand		3,555.06	171,793.05
31/01/2021	SYSTEM	30/01/2021		System Journal	Revaluation - 27/01/2021 @ \$1.197000 (Exit) - 147,512.490000 Units on hand		4,779.40	176,572.45
28/02/2021	SYSTEM	27/02/2021		System Journal	Revaluation - 24/02/2021 @ \$1.228700 (Exit) - 147,512.490000 Units on hand		4,676.15	181,248.60
31/03/2021	SYSTEM	30/03/2021		System Journal	Revaluation - 29/03/2021 @ \$1.274100 (Exit) - 147,512.490000 Units on hand		6,697.06	187,945.66
30/04/2021	SYSTEM	29/04/2021		System Journal	Revaluation - 28/04/2021 @ \$1.310800 (Exit) - 147,512.490000 Units on hand		5,413.71	193,359.37
31/05/2021	SYSTEM	30/05/2021		System Journal	Revaluation - 27/05/2021 @ \$1.321800 (Exit) - 147,512.490000 Units on hand		1,622.64	194,982.01
30/06/2021	SYSTEM	29/06/2021		System Journal	Revaluation - 28/06/2021 @ \$1.372300 (Exit) - 147,512.490000 Units on hand		7,449.38	202,431.39
30/06/2021	Michelle Gargar	09/10/2021		System Journal	Revaluation - 30/06/2021 @ \$1.164800 (Custom) - 147,512.490000 Units on hand		(30,608.84)	171,822.55
						147,512.49	7,655.90	171,822.55
<u>Magellan Global Fd (MGE0001AU2)</u>								
01/07/2020	Opening Balance				Opening Balance	40,996.86		107,559.37
31/10/2020	SYSTEM	30/10/2020		System Journal	Revaluation - 29/10/2020 @ \$2.653800 (Exit) - 40,996.862300 Units on hand		1,238.10	108,797.47
30/11/2020	SYSTEM	29/11/2020		System Journal	Revaluation - 26/11/2020 @ \$2.553900 (Exit) - 40,996.862300 Units on hand		(4,095.58)	104,701.89
31/12/2020	SYSTEM	30/12/2020		System Journal	Revaluation - 24/12/2020 @ \$2.429200 (Exit) - 40,996.862300 Units on hand		(5,112.31)	99,589.58
31/01/2021	SYSTEM	30/01/2021		System Journal	Revaluation - 27/01/2021 @ \$2.464000 (Exit) - 40,996.862300 Units on hand		1,426.69	101,016.27
28/02/2021	SYSTEM	27/02/2021		System Journal	Revaluation - 24/02/2021 @ \$2.407000 (Exit) - 40,996.862300 Units on hand		(2,336.82)	98,679.45
31/03/2021	SYSTEM	30/03/2021		System Journal	Revaluation - 26/03/2021 @ \$2.527500 (Exit) - 40,996.862300 Units on hand		4,940.12	103,619.57
30/04/2021	SYSTEM	29/04/2021		System Journal	Revaluation - 27/04/2021 @ \$2.625200 (Exit) - 40,996.862300 Units on hand		4,005.39	107,624.96

Gary Olsen Superannuation Fund
General Ledger - Audit View

For The Period 01 July 2020 - 30 June 2021

Transaction Date	Transaction Source	Processed Date	Last Modified By	Transaction Type	Description	Units	Amount \$	Balance \$
31/05/2021	SYSTEM	30/05/2021		System Journal	Revaluation - 27/05/2021 @ \$2.613000 (Exit) - 40,996.862300 Units on hand		(500.16)	107,124.80
30/06/2021	SYSTEM	29/06/2021		System Journal	Revaluation - 25/06/2021 @ \$2.719800 (Exit) - 40,996.862300 Units on hand		4,378.47	111,503.27
30/06/2021	Michelle Gargar	09/10/2021		System Journal	Revaluation - 30/06/2021 @ \$2.687600 (Custom) - 40,996.862300 Units on hand		(1,320.10)	110,183.17
						40,996.86	2,623.80	110,183.17
<u>Perpetual's Wholesale Australian Share Fund (PER0049AU)</u>								
01/07/2020	Opening Balance				Opening Balance	90,153.40		103,032.98
31/10/2020	SYSTEM	30/10/2020		System Journal	Revaluation - 29/10/2020 @ \$1.181695 (Exit) - 90,153.399000 Units on hand		3,500.84	106,533.82
30/11/2020	SYSTEM	29/11/2020		System Journal	Revaluation - 26/11/2020 @ \$1.336855 (Exit) - 90,153.399000 Units on hand		13,988.20	120,522.02
31/12/2020	SYSTEM	30/12/2020		System Journal	Revaluation - 29/12/2020 @ \$1.342312 (Exit) - 90,153.399000 Units on hand		491.97	121,013.99
31/01/2021	SYSTEM	30/01/2021		System Journal	Revaluation - 28/01/2021 @ \$1.321417 (Exit) - 90,153.399000 Units on hand		(1,883.76)	119,130.23
28/02/2021	SYSTEM	27/02/2021		System Journal	Revaluation - 24/02/2021 @ \$1.373896 (Exit) - 90,153.399000 Units on hand		4,731.16	123,861.39
31/03/2021	SYSTEM	30/03/2021		System Journal	Revaluation - 29/03/2021 @ \$1.433082 (Exit) - 90,153.399000 Units on hand		5,335.82	129,197.21
30/04/2021	SYSTEM	29/04/2021		System Journal	Revaluation - 28/04/2021 @ \$1.489192 (Exit) - 90,153.399000 Units on hand		5,058.51	134,255.72
31/05/2021	SYSTEM	30/05/2021		System Journal	Revaluation - 27/05/2021 @ \$1.501425 (Exit) - 90,153.399000 Units on hand		1,102.85	135,358.57
30/06/2021	SYSTEM	29/06/2021		System Journal	Revaluation - 28/06/2021 @ \$1.540681 (Exit) - 90,153.399000 Units on hand		3,539.06	138,897.63
30/06/2021	Michelle Gargar	09/10/2021		System Journal	Revaluation - 30/06/2021 @ \$1.552000 (Custom) - 90,153.399000 Units on hand		1,020.45	139,918.08
						90,153.40	36,885.10	139,918.08
<u>UBS Australian Bond Fund (SBC0813AU)</u>								
01/07/2020	Opening Balance				Opening Balance	122,967.17		142,457.47
31/10/2020	SYSTEM	30/10/2020		System Journal	Revaluation - 28/10/2020 @ \$1.141600 (Exit) - 122,967.172000 Units on hand		(2,078.15)	140,379.32
30/11/2020	SYSTEM	29/11/2020		System Journal	Revaluation - 25/11/2020 @ \$1.137700 (Exit) - 122,967.172000 Units on hand		(479.57)	139,899.75
31/12/2020	SYSTEM	30/12/2020		System Journal	Revaluation - 18/12/2020 @ \$1.135700 (Exit) - 122,967.172000 Units on hand		(245.93)	139,653.82

Gary Olsen Superannuation Fund
General Ledger - Audit View

For The Period 01 July 2020 - 30 June 2021

Transaction Date	Transaction Source	Processed Date	Last Modified By	Transaction Type	Description	Units	Amount \$	Balance \$
31/01/2021	SYSTEM	30/01/2021		System Journal	Revaluation - 27/01/2021 @ \$1.129300 (Exit) - 122,967.172000 Units on hand		(786.99)	138,866.83
28/02/2021	SYSTEM	27/02/2021		System Journal	Revaluation - 24/02/2021 @ \$1.103700 (Exit) - 122,967.172000 Units on hand		(3,147.96)	135,718.87
31/03/2021	SYSTEM	30/03/2021		System Journal	Revaluation - 26/03/2021 @ \$1.100000 (Exit) - 122,967.172000 Units on hand		(454.98)	135,263.89
30/04/2021	SYSTEM	29/04/2021		System Journal	Revaluation - 27/04/2021 @ \$1.095000 (Exit) - 122,967.172000 Units on hand		(614.84)	134,649.05
31/05/2021	SYSTEM	30/05/2021		System Journal	Revaluation - 27/05/2021 @ \$1.102500 (Exit) - 122,967.172000 Units on hand		922.26	135,571.31
30/06/2021	SYSTEM	29/06/2021		System Journal	Revaluation - 28/06/2021 @ \$1.103100 (Exit) - 122,967.172000 Units on hand		73.78	135,645.09
30/06/2021	Michelle Gargar	09/10/2021		System Journal	Revaluation - 30/06/2021 @ \$1.105700 (Exit) - 122,967.172000 Units on hand		319.71	135,964.80
						122,967.17	(6,492.67)	135,964.80
<u>Schroder Fixed Income Fd Ws Class (SCH0028AU)</u>								
01/07/2020	Opening Balance				Opening Balance	121,319.68		144,176.30
31/10/2020	SYSTEM	30/10/2020		System Journal	Revaluation - 29/10/2020 @ \$1.203300 (Exit) - 121,319.677400 Units on hand		1,807.67	145,983.97
30/11/2020	SYSTEM	29/11/2020		System Journal	Revaluation - 26/11/2020 @ \$1.204600 (Exit) - 121,319.677400 Units on hand		157.71	146,141.68
31/12/2020	SYSTEM	30/12/2020		System Journal	Revaluation - 29/12/2020 @ \$1.206500 (Exit) - 121,319.677400 Units on hand		230.51	146,372.19
31/01/2021	SYSTEM	30/01/2021		System Journal	Revaluation - 28/01/2021 @ \$1.199300 (Exit) - 121,319.677400 Units on hand		(873.50)	145,498.69
28/02/2021	SYSTEM	27/02/2021		System Journal	Revaluation - 24/02/2021 @ \$1.177000 (Exit) - 121,319.677400 Units on hand		(2,705.43)	142,793.26
31/03/2021	SYSTEM	30/03/2021		System Journal	Revaluation - 29/03/2021 @ \$1.173300 (Exit) - 121,319.677400 Units on hand		(448.88)	142,344.38
30/04/2021	SYSTEM	29/04/2021		System Journal	Revaluation - 28/04/2021 @ \$1.170500 (Exit) - 121,319.677400 Units on hand		(339.70)	142,004.68
31/05/2021	SYSTEM	30/05/2021		System Journal	Revaluation - 27/05/2021 @ \$1.179100 (Exit) - 121,319.677400 Units on hand		1,043.35	143,048.03
30/06/2021	SYSTEM	29/06/2021		System Journal	Revaluation - 28/06/2021 @ \$1.180500 (Exit) - 121,319.677400 Units on hand		169.85	143,217.88
30/06/2021	Michelle Gargar	09/10/2021		System Journal	Revaluation - 30/06/2021 @ \$1.178100 (Custom) - 121,319.677400 Units on hand		(291.17)	142,926.71
						121,319.68	(1,249.59)	142,926.71
<u>Schroder Wholesale Aust Equity Fund (SCH0101AU)</u>								

Gary Olsen Superannuation Fund

General Ledger - Audit View

For The Period 01 July 2020 - 30 June 2021

Transaction Date	Transaction Source	Processed Date	Last Modified By	Transaction Type	Description	Units	Amount \$	Balance \$
01/07/2020	Opening Balance				Opening Balance	98,029.12		116,076.28
31/10/2020	SYSTEM	30/10/2020		System Journal	Revaluation - 29/10/2020 @ \$1.159100 (Exit) - 98,029.122100 Units on hand		(2,450.72)	113,625.56
30/11/2020	SYSTEM	29/11/2020		System Journal	Revaluation - 26/11/2020 @ \$1.337600 (Exit) - 98,029.122100 Units on hand		17,498.19	131,123.75
31/12/2020	SYSTEM	30/12/2020		System Journal	Revaluation - 29/12/2020 @ \$1.331900 (Exit) - 98,029.122100 Units on hand		(558.76)	130,564.99
31/01/2021	SYSTEM	30/01/2021		System Journal	Revaluation - 28/01/2021 @ \$1.325800 (Exit) - 98,029.122100 Units on hand		(597.98)	129,967.01
28/02/2021	SYSTEM	27/02/2021		System Journal	Revaluation - 24/02/2021 @ \$1.354600 (Exit) - 98,029.122100 Units on hand		2,823.24	132,790.25
31/03/2021	SYSTEM	30/03/2021		System Journal	Revaluation - 29/03/2021 @ \$1.383600 (Exit) - 98,029.122100 Units on hand		2,842.84	135,633.09
30/04/2021	SYSTEM	29/04/2021		System Journal	Revaluation - 28/04/2021 @ \$1.416200 (Exit) - 98,029.122100 Units on hand		3,195.75	138,828.84
31/05/2021	SYSTEM	30/05/2021		System Journal	Revaluation - 27/05/2021 @ \$1.426800 (Exit) - 98,029.122100 Units on hand		1,039.11	139,867.95
30/06/2021	SYSTEM	29/06/2021		System Journal	Revaluation - 28/06/2021 @ \$1.463500 (Exit) - 98,029.122100 Units on hand		3,597.67	143,465.62
30/06/2021	Michelle Gargar	09/10/2021		System Journal	Revaluation - 30/06/2021 @ \$1.451000 (Custom) - 98,029.122100 Units on hand		(1,225.36)	142,240.26
						98,029.12	26,163.98	142,240.26
Shares in Listed Companies (Australian) (77600)								
<u>Pm Capital Global Opportunities Fund Limited - Ordinary Fully Paid (PGF.AX)</u>								
01/07/2020	Opening Balance				Opening Balance	80,000.00		72,000.00
31/10/2020	SYSTEM	30/10/2020		System Journal	Revaluation - 30/10/2020 @ \$0.995000 (System Price) - 80,000.000000 Units on hand		7,600.00	79,600.00
30/11/2020	SYSTEM	29/11/2020		System Journal	Revaluation - 27/11/2020 @ \$1.130000 (System Price) - 80,000.000000 Units on hand		10,800.00	90,400.00
31/12/2020	SYSTEM	30/12/2020		System Journal	Revaluation - 30/12/2020 @ \$1.200000 (System Price) - 80,000.000000 Units on hand		5,600.00	96,000.00
31/01/2021	SYSTEM	30/01/2021		System Journal	Revaluation - 29/01/2021 @ \$1.190000 (System Price) - 80,000.000000 Units on hand		(800.00)	95,200.00
28/02/2021	SYSTEM	27/02/2021		System Journal	Revaluation - 25/02/2021 @ \$1.225000 (System Price) - 80,000.000000 Units on		2,800.00	98,000.00

Gary Olsen Superannuation Fund
General Ledger - Audit View

For The Period 01 July 2020 - 30 June 2021

Transaction Date	Transaction Source	Processed Date	Last Modified By	Transaction Type	Description	Units	Amount \$	Balance \$
					hand			
31/03/2021	SYSTEM	30/03/2021		System Journal	Revaluation - 30/03/2021 @ \$1.280000 (System Price) - 80,000.000000 Units on hand		4,400.00	102,400.00
30/04/2021	SYSTEM	29/04/2021		System Journal	Revaluation - 29/04/2021 @ \$1.320000 (System Price) - 80,000.000000 Units on hand		3,200.00	105,600.00
31/05/2021	SYSTEM	30/05/2021		System Journal	Revaluation - 28/05/2021 @ \$1.585000 (System Price) - 80,000.000000 Units on hand		21,200.00	126,800.00
30/06/2021	Michelle Gargar	09/10/2021		System Journal	Revaluation - 30/06/2021 @ \$1.590000 (System Price) - 80,000.000000 Units on hand		400.00	127,200.00
						80,000.00	55,200.00	127,200.00
Units in Listed Unit Trusts (Australian) (78200)								
<u>Ishares Europe ETF - Chess Depository Interests 1:1 Isheu350 (IEU.AX)</u>								
01/07/2020	Opening Balance				Opening Balance	1,400.00		83,370.00
31/10/2020	SYSTEM	30/10/2020		System Journal	Revaluation - 30/10/2020 @ \$56.020000 (System Price) - 1,400.000000 Units on hand		(4,942.00)	78,428.00
30/11/2020	SYSTEM	29/11/2020		System Journal	Revaluation - 27/11/2020 @ \$63.110000 (System Price) - 1,400.000000 Units on hand		9,926.00	88,354.00
31/12/2020	SYSTEM	30/12/2020		System Journal	Revaluation - 30/12/2020 @ \$63.610000 (System Price) - 1,400.000000 Units on hand		700.00	89,054.00
31/01/2021	SYSTEM	30/01/2021		System Journal	Revaluation - 29/01/2021 @ \$62.460000 (System Price) - 1,400.000000 Units on hand		(1,610.00)	87,444.00
28/02/2021	SYSTEM	27/02/2021		System Journal	Revaluation - 25/02/2021 @ \$63.090000 (System Price) - 1,400.000000 Units on hand		882.00	88,326.00
31/03/2021	SYSTEM	30/03/2021		System Journal	Revaluation - 30/03/2021 @ \$65.800000 (System Price) - 1,400.000000 Units on hand		3,794.00	92,120.00
30/04/2021	SYSTEM	29/04/2021		System Journal	Revaluation - 29/04/2021 @ \$68.550000 (System Price) - 1,400.000000 Units on hand		3,850.00	95,970.00
31/05/2021	SYSTEM	30/05/2021		System Journal	Revaluation - 28/05/2021 @ \$70.970000 (System Price) - 1,400.000000 Units on		3,388.00	99,358.00

Gary Olsen Superannuation Fund
General Ledger - Audit View

For The Period 01 July 2020 - 30 June 2021

Transaction Date	Transaction Source	Processed Date	Last Modified By	Transaction Type	Description	Units	Amount \$	Balance \$
					hand			
30/06/2021	SYSTEM	29/06/2021		System Journal	Revaluation - 29/06/2021 @ \$72.030000 (System Price) - 1,400.000000 Units on hand		1,484.00	100,842.00
30/06/2021	Michelle Gargar	09/10/2021		System Journal	Revaluation - 30/06/2021 @ \$72.520000 (System Price) - 1,400.000000 Units on hand		686.00	101,528.00
						1,400.00	18,158.00	101,528.00
<u>Vanguard Msci Index International Shares Etf (VGS.AX1)</u>								
01/07/2020	Opening Balance				Opening Balance	989.00		76,024.43
31/10/2020	SYSTEM	30/10/2020		System Journal	Revaluation - 30/10/2020 @ \$78.600000 (System Price) - 989.000000 Units on hand		1,710.97	77,735.40
30/11/2020	SYSTEM	29/11/2020		System Journal	Revaluation - 27/11/2020 @ \$84.550000 (System Price) - 989.000000 Units on hand		5,884.55	83,619.95
31/12/2020	SYSTEM	30/12/2020		System Journal	Revaluation - 30/12/2020 @ \$84.710000 (System Price) - 989.000000 Units on hand		158.24	83,778.19
31/01/2021	SYSTEM	30/01/2021		System Journal	Revaluation - 29/01/2021 @ \$84.020000 (System Price) - 989.000000 Units on hand		(682.41)	83,095.78
28/02/2021	SYSTEM	27/02/2021		System Journal	Revaluation - 25/02/2021 @ \$84.890000 (System Price) - 989.000000 Units on hand		860.43	83,956.21
31/03/2021	SYSTEM	30/03/2021		System Journal	Revaluation - 30/03/2021 @ \$88.450000 (System Price) - 989.000000 Units on hand		3,520.84	87,477.05
30/04/2021	SYSTEM	29/04/2021		System Journal	Revaluation - 29/04/2021 @ \$91.450000 (System Price) - 989.000000 Units on hand		2,967.00	90,444.05
31/05/2021	SYSTEM	30/05/2021		System Journal	Revaluation - 28/05/2021 @ \$92.850000 (System Price) - 989.000000 Units on hand		1,384.60	91,828.65
30/06/2021	SYSTEM	29/06/2021		System Journal	Revaluation - 29/06/2021 @ \$96.270000 (System Price) - 989.000000 Units on hand		3,382.38	95,211.03
30/06/2021	Michelle Gargar	09/10/2021		System Journal	Revaluation - 30/06/2021 @ \$96.920000 (System Price) - 989.000000 Units on hand		642.85	95,853.88
						989.00	19,829.45	95,853.88
<u>Spdr S&p World Ex Australia Fund (WZOZ.AX)</u>								
01/07/2020	Opening Balance				Opening Balance	2,312.00		74,446.40
31/10/2020	SYSTEM	30/10/2020		System Journal	Revaluation - 30/10/2020 @ \$33.200000 (System Price) - 2,312.000000 Units on hand		2,312.00	76,758.40
30/11/2020	SYSTEM	29/11/2020		System Journal	Revaluation - 27/11/2020 @ \$35.730000 (System Price) - 2,312.000000 Units on		5,849.36	82,607.76

Gary Olsen Superannuation Fund

General Ledger - Audit View

For The Period 01 July 2020 - 30 June 2021

Transaction Date	Transaction Source	Processed Date	Last Modified By	Transaction Type	Description	Units	Amount \$	Balance \$
					hand			
31/12/2020	SYSTEM	30/12/2020		System Journal	Revaluation - 30/12/2020 @ \$35.880000 (System Price) - 2,312.000000 Units on hand		346.80	82,954.56
31/01/2021	SYSTEM	30/01/2021		System Journal	Revaluation - 29/01/2021 @ \$35.950000 (System Price) - 2,312.000000 Units on hand		161.84	83,116.40
28/02/2021	SYSTEM	27/02/2021		System Journal	Revaluation - 25/02/2021 @ \$36.100000 (System Price) - 2,312.000000 Units on hand		346.80	83,463.20
31/03/2021	SYSTEM	30/03/2021		System Journal	Revaluation - 30/03/2021 @ \$37.670000 (System Price) - 2,312.000000 Units on hand		3,629.84	87,093.04
30/04/2021	SYSTEM	29/04/2021		System Journal	Revaluation - 29/04/2021 @ \$38.880000 (System Price) - 2,312.000000 Units on hand		2,797.52	89,890.56
31/05/2021	SYSTEM	30/05/2021		System Journal	Revaluation - 28/05/2021 @ \$39.510000 (System Price) - 2,312.000000 Units on hand		1,456.56	91,347.12
30/06/2021	SYSTEM	29/06/2021		System Journal	Revaluation - 29/06/2021 @ \$40.430000 (System Price) - 2,312.000000 Units on hand		2,127.04	93,474.16
30/06/2021	Michelle Gargar	09/10/2021		System Journal	Revaluation - 30/06/2021 @ \$40.800000 (System Price) - 2,312.000000 Units on hand		855.44	94,329.60
30/06/2021	Michelle Gargar	13/10/2021		System Journal	Revaluation - 30/06/2021 @ \$40.770000 (Custom) - 2,312.000000 Units on hand		(69.36)	94,260.24
						2,312.00	19,813.84	94,260.24
Income Tax Payable/Refundable (85000)								
<u>Income Tax Payable/Refundable (85000)</u>								
01/07/2020	Opening Balance				Opening Balance			5,235.27
03/12/2020	Bank Data Service	22/09/2021	michelle@pamilyaacco untants.com.au	Bank Statement	ATO ATO007000013859419 50		(5,235.27)	0.00
30/06/2021	Michelle Gargar	13/10/2021		System Journal	Create Entries - Franking Credits Adjustment - 30/06/2021		8,319.59	8,319.59
30/06/2021	Michelle Gargar	13/10/2021		System Journal	Create Entries - Foreign Credits Adjustment - 30/06/2021		501.98	8,821.57
30/06/2021	Michelle Gargar	13/10/2021		System Journal	Create Entries - Income Tax Expense - 30/06/2021		(4,922.70)	3,898.87

Gary Olsen Superannuation Fund
General Ledger - Audit View

For The Period 01 July 2020 - 30 June 2021

Transaction Date	Transaction Source	Processed Date	Last Modified By	Transaction Type	Description	Units	Amount \$	Balance \$
							(1,336.40)	3,898.87

Gary Olsen Superannuation Fund

Trial Balance

As at 30 June 2021

Last Year	Code	Account Name	Units	Debits	Credits
				\$	\$
	23800	Distributions Received			
(1,534.74)	23800/AAP0007AU1	Ausbil Ausbil MicroCap Fd			10,169.56
(2,612.55)	23800/APA.AX	Apa Group - Units Fully Paid Stapled Securities			
(1,539.05)	23800/BAR0814AU	BlackRock Adv Aust Equity Fund			2,382.50
(949.91)	23800/COL0001AU	Charter Hall Maxim Property Secs Fd			943.26
(1,367.15)	23800/CRM0008AU	Cromwell Phoenix Prop Sec Fund			1,547.87
(4,115.96)	23800/ETL0015AU	Pimco Aust Bond Fund - Wholesale			2,124.25
(4,950.12)	23800/FID0008AU13	Fidelity Aust Equities Fd			3,917.45
(1,546.98)	23800/GPT.AX	Gpt Group - Stapled Securities Fully Paid			
(569.83)	23800/HOW0034AU1	Greencape Broadcap Fund			6,138.85
(1,336.48)	23800/IEU.AX	Ishares Europe ETF - Chess Depository Interests 1:1 Isheu350			1,900.71
(4,979.31)	23800/IML0002AU6	Investors Mutual Australian Share F			4,196.80
(516.07)	23800/LLC.AX1	Lend Lease Group - Unit/Ordinary Fully Paid Stapled Securities			
(6,124.39)	23800/MAQ0277AU	Macquarie Income Opp Fund			4,960.11
(13,889.74)	23800/MAQ0404AU	IFP Global Franchise			7,647.65
(3,066.45)	23800/MAQ0443AU2	Macq Australian Shares Fund			4,775.01
(716.65)	23800/MAQ0454AU1	Macquarie Aust Small Comps Fund			1,102.87
(15,836.21)	23800/MAQ0464AU	Arrowstreet Global Equity Fund			31,908.99
(4,304.68)	23800/MGE0001AU2	Magellan Global Fd			4,091.49
(3,899.36)	23800/PER0049AU	Perpetual's Wholesale Australian Share Fund			1,950.37
(6,599.92)	23800/SBC0813AU	UBS Australian Bond Fund			5,950.84
(2,860.60)	23800/SCH0028AU	Schroder Fixed Income Fd Ws Class			2,601.45
(3,919.12)	23800/SCH0101AU	Schroder Wholesale Aust Equity Fund			3,240.41
(1,889.47)	23800/VGS.AX1	Vanguard Msci Index International Shares Etf			1,856.32
(1,699.25)	23800/WXOZ.AX	Spdr S&p World Ex Australia Fund			1,349.41
	23900	Dividends Received			
(1,296.21)	23900/BHP.AX	BHP Group Limited			
(810.00)	23900/CWN.AX	Crown Resorts Limited - Ordinary Fully Paid			

Gary Olsen Superannuation Fund

Trial Balance

As at 30 June 2021

Last Year	Code	Account Name	Units	Debits \$	Credits \$
(1,268.80)	23900/IAG.AX	Insurance Australia Group Limited - Ordinary Fully Paid			
(5,674.40)	23900/MQG.AX	Macquarie Group Limited			
(3,095.90)	23900/NAB.AX	National Australia Bank Limited			
(3,200.00)	23900/PGF.AX	Pm Capital Global Opportunities Fund Limited - Ordinary Fully Paid			4,000.00
(712.87)	23900/WPL.AX	Woodside Petroleum Ltd			
78,134.85	24700	Changes in Market Values of Investments			328,398.88
	25000	Interest Received			
(718.65)	25000/AMP SuperEdge Saver	AMP SuperEdge Saver			459.21
(966.74)	25000/AMP074093923	AMP Notice Account			288.90
(0.41)	25000/AMPSECash50	AMP SuperEdge Cash Account			
(2,800.00)	25000/AMPTD559	AMP TD 559			
	25000/GAOLSF_AMPT ERMDEPOSI	AMP Term Deposit - TD 04.12.15			1,504.11
(30.53)	25000/MBL961570140	Macquarie - Cash Management Account			0.64
(2,740.00)	25000/UBANKTD5507	UBank TD 5507			2,105.75
(2,740.00)	25000/UBANKTD5521	UBank TD 5521			
(256.79)	25000/UBank - SMSF Saver	UBank - SMSF Saver			61.44
3,190.00	30100	Accountancy Fees		3,190.00	
275.00	30200	Administration Costs		275.00	
259.00	30400	ATO Supervisory Levy		259.00	
495.00	30700	Auditor's Remuneration		495.00	
	41600	Pensions Paid			
22,400.00	41600/OLSGAR00001 P	(Pensions Paid) Olsen, Gary Ormonde Ernest - Pension (Pension)		55,994.97	
21,410.00	41600/OLSGAR00002 P	(Pensions Paid) Olsen, Gary Ormonde Ernest - Pension (Pension)		32,950.00	
(5,235.27)	48500	Income Tax Expense			3,898.87
(3,793.29)	49000	Profit/Loss Allocation Account		352,310.00	
	50010	Opening Balance			
(895,886.48)	50010/OLSGAR00001 P	(Opening Balance) Olsen, Gary Ormonde Ernest - Pension (Pension)			890,782.97

Gary Olsen Superannuation Fund

Trial Balance

As at 30 June 2021

Last Year	Code	Account Name	Units	Debits	Credits
				\$	\$
(856,595.45)	50010/OLSGAR00002 P	(Opening Balance) Olsen, Gary Ormonde Ernest - Pension (Pension)			851,724.95
(753,597.85)	50010/OLSGAR00003 A	(Opening Balance) Olsen, Gary Ormonde Ernest - Accumulation			700,848.57
	53100	Share of Profit/(Loss)			
(17,296.49)	53100/OLSGAR00001 P	(Share of Profit/(Loss)) Olsen, Gary Ormonde Ernest - Pension (Pension)			161,022.63
(16,539.50)	53100/OLSGAR00002 P	(Share of Profit/(Loss)) Olsen, Gary Ormonde Ernest - Pension (Pension)			154,159.22
(14,356.77)	53100/OLSGAR00003 A	(Share of Profit/(Loss)) Olsen, Gary Ormonde Ernest - Accumulation			130,995.82
	53330	Income Tax			
8,176.05	53330/OLSGAR00003 A	(Income Tax) Olsen, Gary Ormonde Ernest - Accumulation		4,922.70	
	54160	Pensions Paid			
22,400.00	54160/OLSGAR00001 P	(Pensions Paid) Olsen, Gary Ormonde Ernest - Pension (Pension)		55,994.97	
21,410.00	54160/OLSGAR00002 P	(Pensions Paid) Olsen, Gary Ormonde Ernest - Pension (Pension)		32,950.00	
	54500	Benefits Paid/Transfers Out			
58,930.00	54500/OLSGAR00003 A	(Benefits Paid/Transfers Out) Olsen, Gary Ormonde Ernest - Accumulation			0.00
	60400	Bank Accounts			
32,067.63	60400/AMP SuperEdge Saver	AMP SuperEdge Saver		54,065.98	
31,245.30	60400/AMP074093923	AMP Notice Account		31,534.20	
870.25	60400/MBL961570140	Macquarie - Cash Management Account		1,770.85	
13,374.21	60400/UBank - SMSF Saver	UBank - SMSF Saver		41.40	
	60800	Term Deposits			
100,000.00	60800/AMPTD559	AMP TD 559		100,000.00	
100,000.00	60800/UBANKTD5507	UBank TD 5507		100,000.00	
	61800	Distributions Receivable			
1,354.22	61800/AAP0007AU1	Ausbil Ausbil MicroCap Fd		10,169.56	
460.94	61800/BAR0814AU	BlackRock Adv Aust Equity Fund		1,200.79	
415.63	61800/COL0001AU	Charter Hall Maxim Property Secs Fd		208.67	

Gary Olsen Superannuation Fund

Trial Balance

As at 30 June 2021

Last Year	Code	Account Name	Units	Debits \$	Credits \$
	389.29	61800/CRM0008AU	Cromwell Phoenix Prop Sec Fund	488.30	
	2,931.42	61800/ETL0015AU	Pimco Aust Bond Fund - Wholesale	70.21	
	3,708.28	61800/FID0008AU13	Fidelity Aust Equities Fd	3,210.63	
		61800/HOW0034AU1	Greencape Broadcap Fund	2,324.87	
	851.79	61800/IEU.AX	Ishares Europe ETF - Chess Depositary Interests 1:1 Isheu350	1,374.91	
	3,392.22	61800/IML0002AU6	Investors Mutual Australian Share F	3,403.26	
	3,479.35	61800/MAQ0277AU	Macquarie Income Opp Fund	1,668.07	
	13,889.74	61800/MAQ0404AU	IFP Global Franchise	7,647.65	
	2,543.74	61800/MAQ0443AU2	Macq Australian Shares Fund	3,328.57	
	144.99	61800/MAQ0454AU1	Macquarie Aust Small Comps Fund	320.46	
	15,152.63	61800/MAQ0464AU	Arrowstreet Global Equity Fund	31,505.04	
	4,304.68	61800/MGE0001AU2	Magellan Global Fd	2,090.84	
	1,770.65	61800/PER0049AU	Perpetual's Wholesale Australian Share Fund	1,240.73	
	4,017.61	61800/SBC0813AU	UBS Australian Bond Fund	4,290.79	
	722.46	61800/SCH0028AU	Schroder Fixed Income Fd Ws Class	646.88	
	1,803.74	61800/SCH0101AU	Schroder Wholesale Aust Equity Fund	1,709.94	
	628.55	61800/VGS.AX1	Vanguard Msci Index International Shares Etf	804.08	
	1,699.25	61800/WXOZ.AX	Spdr S&p World Ex Australia Fund	1,349.41	
	74700	Managed Investments (Australian)			
	71,593.43	74700/AAP0007AU1	Ausbil Ausbil MicroCap Fd	22,152.2616	109,403.00
	73,644.04	74700/BAR0814AU	BlackRock Adv Aust Equity Fund	65,650.0900	92,597.22
	35,151.16	74700/COL0001AU	Charter Hall Maxim Property Secs Fd	41,732.3565	46,619.22
	32,376.48	74700/CRM0008AU	Cromwell Phoenix Prop Sec Fund	32,129.0875	41,745.32
	143,537.21	74700/ETL0015AU	Pimco Aust Bond Fund - Wholesale	140,255.2388	139,469.81
	75,434.66	74700/FID0008AU13	Fidelity Aust Equities Fd	2,311.0400	90,203.36
	80,299.58	74700/HOW0034AU1	Greencape Broadcap Fund	53,129.2690	95,122.64
	71,289.39	74700/IML0002AU6	Investors Mutual Australian Share F	26,451.4836	77,846.72
	139,535.36	74700/MAQ0277AU	Macquarie Income Opp Fund	140,081.6800	135,374.94

Gary Olsen Superannuation Fund

Trial Balance

As at 30 June 2021

Last Year	Code	Account Name	Units	Debits \$	Credits \$
130,491.72	74700/MAQ0404AU	IFP Global Franchise	54,731.8700	133,469.14	
79,219.93	74700/MAQ0443AU2	Macq Australian Shares Fund	47,887.2800	94,021.89	
81,019.81	74700/MAQ0454AU1	Macquarie Aust Small Comps Fund	33,055.8200	107,530.58	
164,166.65	74700/MAQ0464AU	Arrowstreet Global Equity Fund	147,512.4900	171,822.55	
107,559.37	74700/MGE0001AU2	Magellan Global Fd	40,996.8623	110,183.17	
103,032.98	74700/PER0049AU	Perpetual's Wholesale Australian Share Fund	90,153.3990	139,918.08	
142,457.47	74700/SBC0813AU	UBS Australian Bond Fund	122,967.1720	135,964.80	
144,176.30	74700/SCH0028AU	Schroder Fixed Income Fd Ws Class	121,319.6774	142,926.71	
116,076.28	74700/SCH0101AU	Schroder Wholesale Aust Equity Fund	98,029.1221	142,240.26	
	77600	Shares in Listed Companies (Australian)			
72,000.00	77600/PGF.AX	Pm Capital Global Opportunities Fund Limited - Ordinary Fully Paid	80,000.0000	127,200.00	
	78200	Units in Listed Unit Trusts (Australian)			
83,370.00	78200/IEU.AX	Ishares Europe ETF - Chess Depository Interests 1:1 Isheu350	1,400.0000	101,528.00	
76,024.43	78200/VGS.AX1	Vanguard Msci Index International Shares Etf	989.0000	95,853.88	
74,446.40	78200/WXOZ.AX	Spdr S&p World Ex Australia Fund	2,312.0000	94,260.24	
5,235.27	85000	Income Tax Payable/Refundable		3,898.87	
				3,335,008.13	3,335,008.13

Current Year Profit/(Loss): 348,411.13