
HANLEY FAMILY SUPER FUND

Reports

Table of Contents

Report Name

Fund Details Report

Trial Balance

General Ledger Audit Trail Report

Bank Account Movement Report

Investment Summary Report

Investment Movement and Returns Report

Investment Allocation

Foreign Cash Reconciliation

Statement of Taxable Income Report

Foreign Income and Expenses Worksheet

Tax Accounting Reconciliation

Realised Capital Gains Report

Unrealised Capital Gains Report

HANLEY FAMILY SUPER FUND

Fund Details Report

Fund Details

Fund Start Date	22 May 2008
Fund Code	HANLEYF
Name	HANLEY FAMILY SUPER FUND
Previous Name	
Legal Type	SMSF
Is Resident	True
ABN	23 091 971 977
TFN	882583088
SFN	
RSE Registration Number	
RSE Effective Date	

Fund Contact Details

Phone	
Fax	
Email	
URL	
Use Physical Address for Mailing	False
Physical Address	
Line 1	70A Golden Grove
Line 2	
Line 3	
Suburb	BEACON HILL
State	NSW
Postcode	2100
Validate Address	False
Mailing Address	
Addressee	Suite 201
Line 1	30 Fisher Road
Line 2	
Line 3	
Suburb	DEE WHY
State	NSW
Postcode	2099
Validate Address	False

Trust Deeds

Deed Date	22 May 2008	Date Printed	
Jurisdiction	NSW	Deed Type	Establishment
Trustee Name	Mr M Hanley & Mrs S Hanley		
Deed Source	Not Supplied		
Comments			

HANLEY FAMILY SUPER FUND

Fund Details Report

Fund Investment Returns

Financial Year	Rate Of Return
2022	Not Recorded
2021	Not Recorded
2020	Not Recorded
2019	Not Recorded
2018	Not Recorded
2017	Not Recorded
2016	Not Recorded
2015	Not Recorded
2014	Not Recorded
2013	Not Recorded
2012	Not Recorded
2011	Not Recorded
2010	Not Recorded
2009	Not Recorded
2008	Not Recorded

Fund Settings

Annual Return Address Default	Fund
Fund Policy	
Fund Policy Start Date	
Fund Policy End Date	12 November 2018
GST	
GST Status	Non-Registered
GST Status Date	
GST Tax Period	
Pensions	
Segregate for Pension Purposes	
Pension Exempt % (Actuarial)	
Pension Exempt % (Expenses)	
Tax Effect Accounting	
Use Tax Effect Accounting	False
Capital Loss Provision %	0.00%
Income Loss Provision %	0.00%
Unrealised Gains Provision %	0.00%

Fund Policy	
Fund Policy Start Date	13 November 2018
Fund Policy End Date	
GST	
GST Status	Registered
GST Status Date	
GST Tax Period	Quarterly
Pensions	
Segregate for Pension Purposes	False
Pension Exempt % (Actuarial)	
Pension Exempt % (Expenses)	
Tax Effect Accounting	
Use Tax Effect Accounting	True
Capital Loss Provision %	
Income Loss Provision %	
Unrealised Gains Provision %	

HANLEY FAMILY SUPER FUND

Fund Details Report

Bank Accounts

Code and Description	646 - Citigroup - Term Deposit
Account Type	Bank Account
BSB	
Account Number	9032556382
Account Name	Citigroup Money market Term Deposit
Operational Account	True
Holding Reference Type	
Holding Reference	
In-House Asset	False
Code and Description	680 - Cash At Bank
Account Type	Bank Account
BSB	062-000
Account Number	12973893
Account Name	Susan Hanley & Michael Hanley ATF HANLEY FAMILY SUPER FUND
Operational Account	True
Holding Reference Type	
Holding Reference	
In-House Asset	False
Code and Description	CITICHQ - Citigroup - Ultimate Business Saver
Account Type	Bank Account
BSB	242-230
Account Number	470828773
Account Name	Michael Hanley & Susan Hanley ATF HANLEY FAMILY SUPER FUND
Operational Account	True
Holding Reference Type	
Holding Reference	
In-House Asset	False
Code and Description	CITIOMCA - Citigroup - Multi Currency Account AUD
Account Type	Bank Account
BSB	
Account Number	9032556382
Account Name	Michael Hanley & Susan Hanley ATF HANLEY FAMILY SUPER FUND
Operational Account	True
Holding Reference Type	
Holding Reference	
In-House Asset	False

Investment Accounts

Code and Description	MPL - Medibank Private Limited
Holding Reference Type	
Holding Reference	
Security Issue Code	MPL
Market Type Code	LM
Unlisted Security Type Code	
In-House Asset	False

HANLEY FAMILY SUPER FUND

Fund Details Report

Property Accounts

Code and Description	FRENCHFO 1 - 3/14 Rodborough Road, Frenchs Forest, NSW 2086
Property Type	True
Registered for Land Tax	False
In-House Asset	False
Address	
Line 1	Not Supplied
Line 2	
Line 3	
Suburb	
State	
Postcode	
Validate Address	False

HANLEY FAMILY SUPER FUND

Fund Details Report

Member Details

Member Number	1
Title	MR
First Name	Michael
Middle Names	
Family Name	Hanley
Gender	Male
Date of Birth	4 November 1960
Date of Death	
Preferred Salutation	
Preferred Name	
Contact Details	
Preferred Voice Contact	
Preferred Written Contact	
Home Phone	
Work Phone	
Mobile	
Fax	
Direct	
Email	
Use Physical Address for Mailing	False
Physical Address	
Line 1	70A Golden Grove
Line 2	
Line 3	
Suburb	BEACON HILL
State	NSW
Postcode	2100
Validate Address	False
Mailing Address	
Addressee	
Line 1	Suite 201
Line 2	30 Fisher Road
Line 3	
Suburb	DEE WHY
State	NSW
Postcode	2099
Validate Address	False
Member Details	
Join Fund Date	22 May 2008
Leave Fund Date	
ESP Start Date	22 May 2008
Australian Resident	True
TFN	141048281
Claim Tax Free Threshold	True
Death Sum Insured	0.00
TPD Sum Insured	0.00
Salary Continuance Sum Insured	0.00

HANLEY FAMILY SUPER FUND

Fund Details Report

Member Number	2
Title	MRS
First Name	Susan
Middle Names	Helen
Family Name	Hanley
Gender	Female
Date of Birth	20 May 1965
Date of Death	
Preferred Salutation	
Preferred Name	
Contact Details	
Preferred Voice Contact	
Preferred Written Contact	
Home Phone	
Work Phone	
Mobile	
Fax	
Direct	
Email	
Use Physical Address for Mailing	False
Physical Address	
Line 1	70A Golden Grove
Line 2	
Line 3	
Suburb	BEACON HILL
State	NSW
Postcode	2100
Validate Address	False
Mailing Address	
Addressee	
Line 1	Suite 201
Line 2	30 Fisher Road
Line 3	
Suburb	DEE WHY
State	NSW
Postcode	2099
Validate Address	False
Member Details	
Join Fund Date	22 May 2008
Leave Fund Date	
ESP Start Date	13 October 2017
Australian Resident	True
TFN	212582938
Claim Tax Free Threshold	True
Death Sum Insured	0.00
TPD Sum Insured	0.00
Salary Continuance Sum Insured	0.00

HANLEY FAMILY SUPER FUND
Fund Details Report

HANLEY FAMILY SUPER FUND

Detailed Trial Balance as at 30 June 2020

Prior Year		Description	Current Year		
Debits	Credits		Quantity	Debits	Credits
INCOME					
		Contributions - Employer			
-	25,000.00	Mr Michael Hanley		-	25,000.00
-	25,000.00	Mrs Susan Hanley		-	25,000.00
Contributions - Member - Personal Non-Concessional					
-	190,207.95	Mr Michael Hanley		-	5,000.00
-	190,206.00	Mrs Susan Hanley		-	5,000.00
Dividends - Shares in Listed Companies					
-	426.44	Medibank Private Limited		-	515.70
Interest - Cash At Bank					
-	148.34	Cash At Bank		-	42.92
-	11,704.67	Citigroup - Term Deposit		-	682.17
-	116.94	Citigroup - Ultimate Business Saver		-	437.30
Rent - Direct Property					
-	150,621.89	3/14 Rodborough Road, Frenchs Forest, NSW 2086		-	79,200.00
EXPENSE					
-	-	Accountancy Fee		428.00	-
-	-	Auditor Fee		275.00	-
Bank Fees - Cash At Bank					
10.00	-	Citigroup - Term Deposit		-	-
Property Expenses - Council Rates - Direct Property					
1,407.08	-	3/14 Rodborough Road, Frenchs Forest, NSW 2086		-	-
Property Expenses - Strata Levy Fee - Direct Property					
591.71	-	3/14 Rodborough Road, Frenchs Forest, NSW 2086		-	-

HANLEY FAMILY SUPER FUND

Detailed Trial Balance as at 30 June 2020

Prior Year		Description	Current Year		
Debits	Credits		Quantity	Debits	Credits
8.92	-	Property Expenses - Water Rates - Direct Property 3/14 Rodborough Road, Frenchs Forest, NSW 2086		-	-
518.00	-	SMSF Supervisory Levy		259.00	-
-	1,318.98	Decrease in Market Value - Shares in Listed Companies Medibank Private Limited		1,157.00	-
		INCOME TAX			
31,916.70	-	Income Tax Expense		19,371.45	-
		PROFIT & LOSS CLEARING ACCOUNT			
560,298.80	-	Profit & Loss Clearing Account		119,387.64	-
		ASSETS			
		Direct Property			
1,149,356.05	-	3/14 Rodborough Road, Frenchs Forest, NSW 2086	1.0000	1,149,356.05	-
		Shares in Listed Companies			
8,075.86	-	Medibank Private Limited	2,314.0000	6,918.86	-
		Cash At Bank			
119,215.13	-	Cash At Bank		135,750.11	-
100.20	-	Citigroup - Multi Currency Account AUD		100.20	-
4,285.52	-	Citigroup - Ultimate Business Saver		121,404.99	-
		LIABILITIES			
3,613.30	-	Income Tax Payable		-	18,080.84
-	31,572.00	Provision for Income Tax		-	19,487.10

HANLEY FAMILY SUPER FUND
Detailed Trial Balance as at 30 June 2020

Prior Year		Description	Current Year		
Debits	Credits		Quantity	Debits	Credits
127.93	-	Franking Credits - Shares in Listed Companies Medibank Private Limited		154.71	-
13,364.00	-	Income Tax Instalments Paid		9,552.00	-
-	344.70	Unrealised Gains/Losses		-	229.05
-	10,541.00	Activity Statement Payable/Refundable		-	10,308.00
-	-	GST Payable/Refundable		-	64.00
MEMBER ENTITLEMENTS					
-	642,141.65	Mr Michael Hanley Accumulation		-	702,631.11
-	613,538.64	Mrs Susan Hanley Accumulation		-	672,436.82
<u>1,892,889.20</u>	<u>1,892,889.20</u>			<u>1,564,115.01</u>	<u>1,564,115.01</u>

HANLEY FAMILY SUPER FUND
General Ledger Audit Trail
For the period from 1 July 2019 to 30 June 2020

Processed Date & User	Date	Description	State	Amount
-----------------------	------	-------------	-------	--------

Income

Investment Income · Dividends · Shares in Listed Companies · Medibank Private Limited

25/08/2021	li@armstrongadvisory.com.au	21/09/2019	MED DIV	Accounted	327.27	Cr
25/08/2021	li@armstrongadvisory.com.au	26/03/2020	MED DIV	Accounted	188.43	Cr

Investment Income · Interest · Cash At Bank · Cash At Bank

2/11/2020	Transaction Rules	1/07/2019	Credit Interest	Accounted	7.86	Cr
2/11/2020	Transaction Rules	1/08/2019	Credit Interest	Accounted	8.69	Cr
2/11/2020	Transaction Rules	1/09/2019	Credit Interest	Accounted	1.75	Cr
25/08/2021	li@armstrongadvisory.com.au	22/10/2019	ato	Accounted	24.29	Cr
25/08/2021	li@armstrongadvisory.com.au	1/11/2019	INTEREST	Accounted	0.33	Cr

Investment Income · Interest · Cash At Bank · Citigroup - Term Deposit

25/08/2021	li@armstrongadvisory.com.au	28/11/2019	INTEREST	Accounted	682.17	Cr
------------	-----------------------------	------------	----------	-----------	--------	----

Investment Income · Interest · Cash At Bank · Citigroup - Ultimate Business Saver

27/08/2021	li@armstrongadvisory.com.au	31/12/2019	INTEREST	Accounted	437.30	Cr
------------	-----------------------------	------------	----------	-----------	--------	----

Investment Income · Rent · Direct Property · 3 · 14 Rodborough Road, Frenchs Forest, NSW 2086

26/08/2021	li@armstrongadvisory.com.au	12/06/2020	transfer	Accounted	79,200.00	Cr
------------	-----------------------------	------------	----------	-----------	-----------	----

Member Receipts · Contributions · Employer · Mr Michael Hanley

2/11/2020	Transaction Rules	18/07/2019	Quicksuper	Accounted	928.20	Cr
2/11/2020	Transaction Rules	21/08/2019	Quicksuper	Accounted	928.20	Cr
26/08/2021	li@armstrongadvisory.com.au	20/09/2019	QUICKSUPER	Accounted	1,099.56	Cr
26/08/2021	li@armstrongadvisory.com.au	22/06/2020	super contribution	Accounted	22,044.04	Cr

Member Receipts · Contributions · Employer · Mrs Susan Hanley

26/08/2021	li@armstrongadvisory.com.au	9/06/2020	super contribution	Accounted	25,000.00	Cr
------------	-----------------------------	-----------	--------------------	-----------	-----------	----

Member Receipts · Contributions · Member · Personal Non-Concessional · Mr Michael Hanley

27/08/2021	li@armstrongadvisory.com.au	27/08/2019	Contribution Allocation	Accounted	5,000.00	Cr
------------	-----------------------------	------------	-------------------------	-----------	----------	----

Member Receipts · Contributions · Member · Personal Non-Concessional · Mrs Susan Hanley

27/08/2021	li@armstrongadvisory.com.au	27/08/2019	Contribution Allocation	Accounted	5,000.00	Cr
------------	-----------------------------	------------	-------------------------	-----------	----------	----

Expenses

Investment Losses · Decrease in Market Value · Shares in Listed Companies · Medibank Private Limited

30/08/2021	li@armstrongadvisory.com.au	30/06/2020	Market Value Adjustment	Accounted	1,157.00	Dr
------------	-----------------------------	------------	-------------------------	-----------	----------	----

Other Expenses · Accountancy Fee

25/08/2021	li@armstrongadvisory.com.au	4/09/2019	AA - Accounting Fees	Accounted	428.00	Dr
------------	-----------------------------	-----------	----------------------	-----------	--------	----

Other Expenses · Auditor Fee

25/08/2021	li@armstrongadvisory.com.au	4/09/2019	AA - Accounting Fees	Accounted	275.00	Dr
------------	-----------------------------	-----------	----------------------	-----------	--------	----

HANLEY FAMILY SUPER FUND
General Ledger Audit Trail
For the period from 1 July 2019 to 30 June 2020

Processed Date & User	Date	Description	State	Amount
-----------------------	------	-------------	-------	--------

Expenses

Other Expenses · SMSF Supervisory Levy

25/08/2021	li@armstrongadvisory.com.au	22/10/2019	ato	Accounted	259.00	Dr
------------	-----------------------------	------------	-----	-----------	--------	----

Income Tax

Income Tax Expense · Income Tax Expense

30/08/2021	li@armstrongadvisory.com.au	30/06/2020	Change in provision for deferred tax	Accounted	115.65	Cr
30/08/2021	li@armstrongadvisory.com.au	30/06/2020	Fund Income Tax	Accounted	19,487.10	Dr

Assets

Investments · Shares in Listed Companies · Medibank Private Limited

30/08/2021	li@armstrongadvisory.com.au	30/06/2020	Market Value Adjustment	Accounted	1,157.00	Cr
------------	-----------------------------	------------	-------------------------	-----------	----------	----

Other Assets · Cash At Bank · Cash At Bank

2/11/2020	pasandi@armstrongadvisory.com.au	1/07/2019	Credit Interest	Accounted	7.86	Dr
2/11/2020	pasandi@armstrongadvisory.com.au	18/07/2019	Quicksuper	Accounted	928.20	Dr
2/11/2020	pasandi@armstrongadvisory.com.au	1/08/2019	Credit Interest	Accounted	8.69	Dr
2/11/2020	pasandi@armstrongadvisory.com.au	2/08/2019	Reverse Superfund TD	Accounted	120,000.00	Dr
2/11/2020	pasandi@armstrongadvisory.com.au	2/08/2019	Tfr to CBA Superfund TD	Accounted	120,000.00	Cr
2/11/2020	pasandi@armstrongadvisory.com.au	7/08/2019	ATO June BAS	Accounted	10,541.00	Cr
2/11/2020	pasandi@armstrongadvisory.com.au	21/08/2019	Quicksuper	Accounted	928.20	Dr
2/11/2020	pasandi@armstrongadvisory.com.au	23/08/2019	Super Term Deposit	Accounted	106,000.00	Cr
2/11/2020	pasandi@armstrongadvisory.com.au	1/09/2019	Credit Interest	Accounted	1.75	Dr
2/11/2020	pasandi@armstrongadvisory.com.au	4/09/2019	AA - Accounting Fees	Accounted	703.00	Cr
25/08/2021	li@armstrongadvisory.com.au	20/09/2019	QUICKSUPER	Accounted	928.20	Dr
25/08/2021	li@armstrongadvisory.com.au	21/09/2019	MED DIV	Accounted	229.09	Dr
25/08/2021	li@armstrongadvisory.com.au	1/10/2019	INTEREST	Accounted	0.04	Dr
25/08/2021	li@armstrongadvisory.com.au	22/10/2019	ato	Accounted	3,379.36	Dr
25/08/2021	li@armstrongadvisory.com.au	30/10/2019	ato	Accounted	3,246.00	Cr
25/08/2021	li@armstrongadvisory.com.au	1/11/2019	INTEREST	Accounted	0.05	Dr
25/08/2021	li@armstrongadvisory.com.au	21/11/2019	QUICKSUPER	Accounted	171.36	Dr
25/08/2021	li@armstrongadvisory.com.au	1/12/2019	INTEREST	Accounted	0.04	Dr
25/08/2021	li@armstrongadvisory.com.au	1/01/2020	INTEREST	Accounted	0.05	Dr
25/08/2021	li@armstrongadvisory.com.au	1/02/2020	INTEREST	Accounted	0.05	Dr

HANLEY FAMILY SUPER FUND
General Ledger Audit Trail
For the period from 1 July 2019 to 30 June 2020

Processed Date & User	Date	Description	State	Amount
-----------------------	------	-------------	-------	--------

Assets

Other Assets · Cash At Bank · Cash At Bank

25/08/2021	li@armstrongadvisory.com.au	1/03/2020	ato	Accounted	1,466.00	Cr
25/08/2021	li@armstrongadvisory.com.au	20/03/2020	INTEREST	Accounted	0.04	Dr
25/08/2021	li@armstrongadvisory.com.au	26/03/2020	INTEREST	Accounted	0.03	Dr
25/08/2021	li@armstrongadvisory.com.au	26/03/2020	MED DIV	Accounted	131.90	Dr
25/08/2021	li@armstrongadvisory.com.au	17/04/2020	ato	Accounted	2,388.00	Cr
25/08/2021	li@armstrongadvisory.com.au	1/05/2020	INTEREST	Accounted	0.02	Dr
25/08/2021	li@armstrongadvisory.com.au	1/06/2020	INTEREST	Accounted	0.01	Dr
25/08/2021	li@armstrongadvisory.com.au	9/06/2020	super contribution	Accounted	25,000.00	Dr
25/08/2021	li@armstrongadvisory.com.au	12/06/2020	transfer	Accounted	87,120.00	Dr
25/08/2021	li@armstrongadvisory.com.au	22/06/2020	super contribution	Accounted	22,044.04	Dr

Other Assets · Cash At Bank · Citigroup - Ultimate Business Saver

25/08/2021	li@armstrongadvisory.com.au	23/08/2019	TD	Accounted	50,000.00	Dr
25/08/2021	li@armstrongadvisory.com.au	26/08/2019	TD	Accounted	50,000.00	Dr
25/08/2021	li@armstrongadvisory.com.au	27/08/2019	TD	Accounted	16,000.00	Dr
26/08/2021	li@armstrongadvisory.com.au	1/10/2019	INTEREST	Accounted	10.63	Dr
25/08/2021	li@armstrongadvisory.com.au	28/11/2019	INTEREST	Accounted	682.17	Dr
25/08/2021	li@armstrongadvisory.com.au	29/11/2019	INTEREST	Accounted	8.21	Dr
25/08/2021	li@armstrongadvisory.com.au	31/12/2019	INTEREST	Accounted	84.84	Dr
25/08/2021	li@armstrongadvisory.com.au	31/01/2020	INTEREST	Accounted	84.67	Dr
25/08/2021	li@armstrongadvisory.com.au	28/02/2020	INTEREST	Accounted	79.27	Dr
25/08/2021	li@armstrongadvisory.com.au	31/03/2020	INTEREST	Accounted	58.96	Dr
25/08/2021	li@armstrongadvisory.com.au	30/04/2020	INTEREST	Accounted	36.49	Dr
25/08/2021	li@armstrongadvisory.com.au	29/05/2020	INTEREST	Accounted	37.72	Dr
25/08/2021	li@armstrongadvisory.com.au	30/06/2020	INTEREST	Accounted	36.51	Dr

Other Assets · Receivables · Investment Income Receivable · Dividends · Shares in Listed Companies · Medibank Privat

25/08/2021	li@armstrongadvisory.com.au	21/09/2019	MED DIV	Accounted	229.09	Dr
25/08/2021	Evidence Match	21/09/2019	MED DIV	Accounted	229.09	Cr
25/08/2021	li@armstrongadvisory.com.au	26/03/2020	MED DIV	Accounted	131.90	Dr
25/08/2021	Evidence Match	26/03/2020	MED DIV	Accounted	131.90	Cr

Other Assets · Receivables · Investment Income Receivable · Interest · Cash At Bank · Cash At Bank

2/11/2020	Evidence Match	1/07/2019	Credit Interest	Accounted	7.86	Cr
-----------	----------------	-----------	-----------------	-----------	------	----

HANLEY FAMILY SUPER FUND
General Ledger Audit Trail
For the period from 1 July 2019 to 30 June 2020

Processed Date & User	Date	Description	State	Amount
-----------------------	------	-------------	-------	--------

Assets

Other Assets · Receivables · Investment Income Receivable · Interest · Cash At Bank · Cash At Bank

2/11/2020	Transaction Rules	1/07/2019	Credit Interest	Accounted	7.86	Dr
2/11/2020	Evidence Match	1/08/2019	Credit Interest	Accounted	8.69	Cr
2/11/2020	Transaction Rules	1/08/2019	Credit Interest	Accounted	8.69	Dr
2/11/2020	Evidence Match	1/09/2019	Credit Interest	Accounted	1.75	Cr
2/11/2020	Transaction Rules	1/09/2019	Credit Interest	Accounted	1.75	Dr
25/08/2021	Evidence Match	22/10/2019	ato	Accounted	24.29	Cr
25/08/2021	li@armstrongadvisory.com.au	22/10/2019	ato	Accounted	24.29	Dr
25/08/2021	Evidence Match	1/11/2019	INTEREST	Accounted	0.33	Cr
25/08/2021	li@armstrongadvisory.com.au	1/11/2019	INTEREST	Accounted	0.33	Dr

Other Assets · Receivables · Investment Income Receivable · Interest · Cash At Bank · Citigroup - Term Deposit

25/08/2021	Evidence Match	28/11/2019	INTEREST	Accounted	682.17	Cr
25/08/2021	li@armstrongadvisory.com.au	28/11/2019	INTEREST	Accounted	682.17	Dr

Other Assets · Receivables · Investment Income Receivable · Interest · Cash At Bank · Citigroup - Ultimate Business Sa

27/08/2021	Evidence Match	31/12/2019	INTEREST	Accounted	437.30	Cr
27/08/2021	li@armstrongadvisory.com.au	31/12/2019	INTEREST	Accounted	437.30	Dr

Other Assets · Receivables · Investment Income Receivable · Rent · Direct Property · 3 · 14 Rodborough Road, Frenchs I

26/08/2021	li@armstrongadvisory.com.au	12/06/2020	transfer	Accounted	87,120.00	Dr
30/08/2021	Evidence Match	12/06/2020	Rental Income/Disbursements Received	Accounted	87,120.00	Cr

Other Assets · Receivables · Member Income Receivable · Contributions · Mr Michael Hanley

2/11/2020	Evidence Match	18/07/2019	Contribution Received	Accounted	928.20	Cr
2/11/2020	Transaction Rules	18/07/2019	Quicksuper	Accounted	928.20	Dr
2/11/2020	Evidence Match	21/08/2019	Contribution Received	Accounted	928.20	Cr
2/11/2020	Transaction Rules	21/08/2019	Quicksuper	Accounted	928.20	Dr
27/08/2021	Evidence Match	23/08/2019	Contribution Received	Accounted	5,000.00	Cr
27/08/2021	li@armstrongadvisory.com.au	27/08/2019	Contribution Allocation	Accounted	5,000.00	Dr
26/08/2021	Evidence Match	20/09/2019	Contribution Received	Accounted	1,099.56	Cr
26/08/2021	li@armstrongadvisory.com.au	20/09/2019	QUICKSUPER	Accounted	1,099.56	Dr
26/08/2021	Evidence Match	22/06/2020	Contribution Received	Accounted	22,044.04	Cr
26/08/2021	li@armstrongadvisory.com.au	22/06/2020	super contribution	Accounted	22,044.04	Dr

Other Assets · Receivables · Member Income Receivable · Contributions · Mrs Susan Hanley

27/08/2021	Evidence Match	23/08/2019	Contribution Received	Accounted	5,000.00	Cr
27/08/2021	li@armstrongadvisory.com.au	27/08/2019	Contribution Allocation	Accounted	5,000.00	Dr
26/08/2021	Evidence Match	9/06/2020	Contribution Received	Accounted	25,000.00	Cr
26/08/2021	li@armstrongadvisory.com.au	9/06/2020	super contribution	Accounted	25,000.00	Dr

Liabilities

Deferred Tax Liability · Unrealised Gains · Losses

30/08/2021	li@armstrongadvisory.com.au	30/06/2020	Change in provision for deferred tax	Accounted	115.65	Dr
------------	-----------------------------	------------	--------------------------------------	-----------	--------	----

HANLEY FAMILY SUPER FUND
General Ledger Audit Trail
For the period from 1 July 2019 to 30 June 2020

Processed Date & User	Date	Description	State	Amount	
Liabilities					
Fund Suspense - Cash At Bank					
2/11/2020	Evidence Match	1/07/2019	Credit Interest	Accounted	7.86 Dr
2/11/2020	pasandi@armstrongadvisory.com.au	1/07/2019	Credit Interest	Accounted	7.86 Cr
2/11/2020	Evidence Match	18/07/2019	Quicksuper	Accounted	928.20 Dr
2/11/2020	pasandi@armstrongadvisory.com.au	18/07/2019	Quicksuper	Accounted	928.20 Cr
2/11/2020	Evidence Match	1/08/2019	Credit Interest	Accounted	8.69 Dr
2/11/2020	pasandi@armstrongadvisory.com.au	1/08/2019	Credit Interest	Accounted	8.69 Cr
2/11/2020	pasandi@armstrongadvisory.com.au	2/08/2019	Tfr to CBA Superfund TD	Accounted	120,000.00 Dr
2/11/2020	pasandi@armstrongadvisory.com.au	2/08/2019	Reverse Superfund TD	Accounted	120,000.00 Cr
26/08/2021	Evidence Match	2/08/2019	Tfr to CBA Superfund TD	Accounted	120,000.00 Cr
26/08/2021	Evidence Match	2/08/2019	Reverse Superfund TD	Accounted	120,000.00 Dr
25/08/2021	Evidence Match	7/08/2019	ATO June BAS	Accounted	10,541.00 Cr
2/11/2020	pasandi@armstrongadvisory.com.au	7/08/2019	ATO June BAS	Accounted	10,541.00 Dr
2/11/2020	Evidence Match	21/08/2019	Quicksuper	Accounted	928.20 Dr
2/11/2020	pasandi@armstrongadvisory.com.au	21/08/2019	Quicksuper	Accounted	928.20 Cr
27/08/2021	Evidence Match	23/08/2019	Super Term Deposit	Accounted	50,000.00 Cr
27/08/2021	Evidence Match	23/08/2019	Super Term Deposit	Accounted	10,000.00 Dr
2/11/2020	pasandi@armstrongadvisory.com.au	23/08/2019	Super Term Deposit	Accounted	106,000.00 Dr
27/08/2021	Evidence Match	26/08/2019	Super Term Deposit	Accounted	50,000.00 Cr
27/08/2021	Evidence Match	27/08/2019	Super Term Deposit	Accounted	16,000.00 Cr
2/11/2020	Evidence Match	1/09/2019	Credit Interest	Accounted	1.75 Dr
2/11/2020	pasandi@armstrongadvisory.com.au	1/09/2019	Credit Interest	Accounted	1.75 Cr
25/08/2021	Evidence Match	4/09/2019	AA - Accounting Fees	Accounted	428.00 Cr
25/08/2021	Evidence Match	4/09/2019	AA - Accounting Fees	Accounted	275.00 Cr
2/11/2020	pasandi@armstrongadvisory.com.au	4/09/2019	AA - Accounting Fees	Accounted	703.00 Dr
26/08/2021	Evidence Match	20/09/2019	QUICKSUPER	Accounted	1,099.56 Dr
25/08/2021	li@armstrongadvisory.com.au	20/09/2019	QUICKSUPER	Accounted	928.20 Cr
25/08/2021	li@armstrongadvisory.com.au	21/09/2019	MED DIV	Accounted	229.09 Cr
25/08/2021	Evidence Match	21/09/2019	MED DIV	Accounted	229.09 Dr
25/08/2021	li@armstrongadvisory.com.au	1/10/2019	INTEREST	Accounted	0.04 Cr
25/08/2021	Evidence Match	22/10/2019	ato	Accounted	3,355.07 Dr
25/08/2021	Evidence Match	22/10/2019	ato	Accounted	24.29 Dr
25/08/2021	li@armstrongadvisory.com.au	22/10/2019	ato	Accounted	3,379.36 Cr
25/08/2021	Evidence Match	30/10/2019	ato	Accounted	3,246.00 Cr
25/08/2021	li@armstrongadvisory.com.au	30/10/2019	ato	Accounted	3,246.00 Dr
25/08/2021	li@armstrongadvisory.com.au	1/11/2019	INTEREST	Accounted	0.05 Cr
25/08/2021	Evidence Match	1/11/2019	INTEREST	Accounted	0.33 Dr
25/08/2021	li@armstrongadvisory.com.au	21/11/2019	QUICKSUPER	Accounted	171.36 Cr

HANLEY FAMILY SUPER FUND
General Ledger Audit Trail
For the period from 1 July 2019 to 30 June 2020

Processed Date & User	Date	Description	State	Amount
-----------------------	------	-------------	-------	--------

Liabilities

Fund Suspense - Cash At Bank

25/08/2021	li@armstrongadvisory.com.au	1/12/2019	INTEREST	Accounted	0.04	Cr
25/08/2021	li@armstrongadvisory.com.au	1/01/2020	INTEREST	Accounted	0.05	Cr
25/08/2021	li@armstrongadvisory.com.au	1/02/2020	INTEREST	Accounted	0.05	Cr
25/08/2021	li@armstrongadvisory.com.au	1/03/2020	ato	Accounted	1,466.00	Dr
25/08/2021	Evidence Match	1/03/2020	ato	Accounted	1,466.00	Cr
25/08/2021	li@armstrongadvisory.com.au	20/03/2020	INTEREST	Accounted	0.04	Cr
25/08/2021	Evidence Match	26/03/2020	MED DIV	Accounted	131.90	Dr
25/08/2021	li@armstrongadvisory.com.au	26/03/2020	INTEREST	Accounted	0.03	Cr
25/08/2021	li@armstrongadvisory.com.au	26/03/2020	MED DIV	Accounted	131.90	Cr
25/08/2021	Evidence Match	17/04/2020	ato	Accounted	2,388.00	Cr
25/08/2021	li@armstrongadvisory.com.au	17/04/2020	ato	Accounted	2,388.00	Dr
25/08/2021	li@armstrongadvisory.com.au	1/05/2020	INTEREST	Accounted	0.02	Cr
25/08/2021	li@armstrongadvisory.com.au	1/06/2020	INTEREST	Accounted	0.01	Cr
26/08/2021	Evidence Match	9/06/2020	super contribution	Accounted	25,000.00	Dr
25/08/2021	li@armstrongadvisory.com.au	9/06/2020	super contribution	Accounted	25,000.00	Cr
30/08/2021	Evidence Match	12/06/2020	transfer	Accounted	87,120.00	Dr
25/08/2021	li@armstrongadvisory.com.au	12/06/2020	transfer	Accounted	87,120.00	Cr
26/08/2021	Evidence Match	22/06/2020	super contribution	Accounted	22,044.04	Dr
25/08/2021	li@armstrongadvisory.com.au	22/06/2020	super contribution	Accounted	22,044.04	Cr

Fund Suspense - Citigroup - Ultimate Business Saver

27/08/2021	Evidence Match	23/08/2019	TD	Accounted	50,000.00	Dr
25/08/2021	li@armstrongadvisory.com.au	23/08/2019	TD	Accounted	50,000.00	Cr
27/08/2021	Evidence Match	26/08/2019	TD	Accounted	50,000.00	Dr
25/08/2021	li@armstrongadvisory.com.au	26/08/2019	TD	Accounted	50,000.00	Cr
27/08/2021	Evidence Match	27/08/2019	TD	Accounted	16,000.00	Dr
25/08/2021	li@armstrongadvisory.com.au	27/08/2019	TD	Accounted	16,000.00	Cr
26/08/2021	li@armstrongadvisory.com.au	1/10/2019	INTEREST	Accounted	10.63	Cr
25/08/2021	li@armstrongadvisory.com.au	28/11/2019	INTEREST	Accounted	682.17	Cr
25/08/2021	Evidence Match	28/11/2019	INTEREST	Accounted	682.17	Dr
25/08/2021	li@armstrongadvisory.com.au	29/11/2019	INTEREST	Accounted	8.21	Cr
25/08/2021	li@armstrongadvisory.com.au	31/12/2019	INTEREST	Accounted	84.84	Cr
27/08/2021	Evidence Match	31/12/2019	INTEREST	Accounted	437.30	Dr
25/08/2021	li@armstrongadvisory.com.au	31/01/2020	INTEREST	Accounted	84.67	Cr
25/08/2021	li@armstrongadvisory.com.au	28/02/2020	INTEREST	Accounted	79.27	Cr

HANLEY FAMILY SUPER FUND
General Ledger Audit Trail
For the period from 1 July 2019 to 30 June 2020

Processed Date & User	Date	Description	State	Amount
-----------------------	------	-------------	-------	--------

Liabilities

Fund Suspense - Citigroup - Ultimate Business Saver

25/08/2021	li@armstrongadvisory.com.au	31/03/2020	INTEREST	Accounted	58.96	Cr
25/08/2021	li@armstrongadvisory.com.au	30/04/2020	INTEREST	Accounted	36.49	Cr
25/08/2021	li@armstrongadvisory.com.au	29/05/2020	INTEREST	Accounted	37.72	Cr
25/08/2021	li@armstrongadvisory.com.au	30/06/2020	INTEREST	Accounted	36.51	Cr

Income Tax Payable - Franking Credits - Shares in Listed Companies - Medibank Private Limited

29/01/2021	pasandi@armstrongadvisory.com.au	1/07/2019	Fund Tax Finalisation	Accounted	127.93	Cr
25/08/2021	li@armstrongadvisory.com.au	21/09/2019	MED DIV	Accounted	98.18	Dr
25/08/2021	li@armstrongadvisory.com.au	26/03/2020	MED DIV	Accounted	56.53	Dr

Income Tax Payable - Income Tax Instalments Paid

29/01/2021	pasandi@armstrongadvisory.com.au	1/07/2019	Fund Tax Finalisation	Accounted	13,364.00	Cr
25/08/2021	li@armstrongadvisory.com.au	30/09/2019	ato	Accounted	3,310.00	Dr
25/08/2021	li@armstrongadvisory.com.au	31/12/2019	ato	Accounted	1,466.00	Dr
25/08/2021	li@armstrongadvisory.com.au	31/03/2020	ato	Accounted	2,388.00	Dr
26/08/2021	li@armstrongadvisory.com.au	30/06/2020	Fund Activity Statement	Accounted	2,388.00	Dr

Income Tax Payable - Income Tax Payable

29/01/2021	pasandi@armstrongadvisory.com.au	1/07/2019	Fund Tax Finalisation	Accounted	18,080.07	Cr
25/08/2021	li@armstrongadvisory.com.au	22/10/2019	ato	Accounted	3,614.07	Cr

Income Tax Payable - Provision for Income Tax

29/01/2021	pasandi@armstrongadvisory.com.au	1/07/2019	Fund Tax Finalisation	Accounted	31,572.00	Dr
30/08/2021	li@armstrongadvisory.com.au	30/06/2020	Tax Effect Of Income	Accounted	19,487.10	Cr

Income Tax Suspense

25/08/2021	li@armstrongadvisory.com.au	22/10/2019	ato	Accounted	3,355.07	Dr
25/08/2021	Evidence Match	22/10/2019	ato	Accounted	3,355.07	Cr

Other Creditors and Accruals - Accountancy Fee

25/08/2021	Evidence Match	4/09/2019	AA - Accounting Fees	Accounted	428.00	Dr
25/08/2021	li@armstrongadvisory.com.au	4/09/2019	AA - Accounting Fees	Accounted	428.00	Cr

Other Creditors and Accruals - Auditor Fee

25/08/2021	Evidence Match	4/09/2019	AA - Accounting Fees	Accounted	275.00	Dr
25/08/2021	li@armstrongadvisory.com.au	4/09/2019	AA - Accounting Fees	Accounted	275.00	Cr

Other Taxes Payable - Activity Statement Payable - Refundable

25/08/2021	Evidence Match	7/08/2019	Fund Activity Statement	Accounted	10,541.00	Dr
25/08/2021	li@armstrongadvisory.com.au	30/09/2019	ato	Accounted	3,246.00	Cr

HANLEY FAMILY SUPER FUND
General Ledger Audit Trail
For the period from 1 July 2019 to 30 June 2020

Processed Date & User	Date	Description	State	Amount
-----------------------	------	-------------	-------	--------

Liabilities

Other Taxes Payable · Activity Statement Payable · Refundable

25/08/2021	Evidence Match	30/10/2019	ato	Accounted	3,246.00	Dr
25/08/2021	li@armstrongadvisory.com.au	31/12/2019	ato	Accounted	1,466.00	Cr
25/08/2021	Evidence Match	1/03/2020	ato	Accounted	1,466.00	Dr
25/08/2021	li@armstrongadvisory.com.au	31/03/2020	ato	Accounted	2,388.00	Cr
25/08/2021	Evidence Match	17/04/2020	ato	Accounted	2,388.00	Dr
26/08/2021	li@armstrongadvisory.com.au	30/06/2020	Fund Activity Statement	Accounted	10,308.00	Cr

Other Taxes Payable · GST Payable · Refundable

25/08/2021	li@armstrongadvisory.com.au	30/09/2019	ato	Accounted	64.00	Cr
26/08/2021	li@armstrongadvisory.com.au	12/06/2020	transfer	Accounted	7,920.00	Cr
26/08/2021	li@armstrongadvisory.com.au	30/06/2020	Fund Activity Statement	Accounted	7,920.00	Dr

Member Entitlements

Member Entitlement Accounts · Mr Michael Hanley · Accumulation

2/11/2020	Transaction Rules	18/07/2019	Quicksuper	Accounted	928.20	Cr
2/11/2020	Transaction Rules	21/08/2019	Quicksuper	Accounted	928.20	Cr
27/08/2021	li@armstrongadvisory.com.au	27/08/2019	Contribution Allocation	Accounted	5,000.00	Cr
26/08/2021	li@armstrongadvisory.com.au	20/09/2019	QUICKSUPER	Accounted	1,099.56	Cr
26/08/2021	li@armstrongadvisory.com.au	22/06/2020	super contribution	Accounted	22,044.04	Cr
30/08/2021	li@armstrongadvisory.com.au	30/06/2020	Income Taxes Allocated	Accounted	6,076.93	Dr
30/08/2021	li@armstrongadvisory.com.au	30/06/2020	Investment Profit or Loss	Accounted	40,316.39	Cr
30/08/2021	li@armstrongadvisory.com.au	30/06/2020	Contribution Tax	Accounted	3,750.00	Dr

Member Entitlement Accounts · Mrs Susan Hanley · Accumulation

27/08/2021	li@armstrongadvisory.com.au	27/08/2019	Contribution Allocation	Accounted	5,000.00	Cr
26/08/2021	li@armstrongadvisory.com.au	9/06/2020	super contribution	Accounted	25,000.00	Cr
30/08/2021	li@armstrongadvisory.com.au	30/06/2020	Income Taxes Allocated	Accounted	5,794.52	Dr
30/08/2021	li@armstrongadvisory.com.au	30/06/2020	Investment Profit or Loss	Accounted	38,442.70	Cr
30/08/2021	li@armstrongadvisory.com.au	30/06/2020	Contribution Tax	Accounted	3,750.00	Dr

HANLEY FAMILY SUPER FUND
Bank Account Movements
For the period 1 July 2019 to 30 June 2020

Date	Description	Withdrawals	Deposits	Balance
Account: <u>Cash At Bank (062-000 12973893)</u>				
1/07/2019	Opening Balance			119,215.13
01/07/2019	Credit Interest		7.86	119,222.99
18/07/2019	Quicksuper		928.20	120,151.19
01/08/2019	Credit Interest		8.69	120,159.88
02/08/2019	Reverse Superfund TD		120,000.00	240,159.88
02/08/2019	Tfr to CBA Superfund TD	120,000.00		120,159.88
07/08/2019	ATO June BAS	10,541.00		109,618.88
21/08/2019	Quicksuper		928.20	110,547.08
23/08/2019	Super Term Deposit	106,000.00		4,547.08
01/09/2019	Credit Interest		1.75	4,548.83
04/09/2019	AA - Accounting Fees	703.00		3,845.83
20/09/2019	QUICKSUPER		928.20	4,774.03
21/09/2019	MED DIV		229.09	5,003.12
01/10/2019	INTEREST		0.04	5,003.16
22/10/2019	ato		3,379.36	8,382.52
30/10/2019	ato	3,246.00		5,136.52
01/11/2019	INTEREST		0.05	5,136.57
21/11/2019	QUICKSUPER		171.36	5,307.93
01/12/2019	INTEREST		0.04	5,307.97
01/01/2020	INTEREST		0.05	5,308.02
01/02/2020	INTEREST		0.05	5,308.07
01/03/2020	ato	1,466.00		3,842.07
20/03/2020	INTEREST		0.04	3,842.11
26/03/2020	INTEREST		0.03	3,842.14
26/03/2020	MED DIV		131.90	3,974.04
17/04/2020	ato	2,388.00		1,586.04
01/05/2020	INTEREST		0.02	1,586.06
01/06/2020	INTEREST		0.01	1,586.07
09/06/2020	super contribution		25,000.00	26,586.07
12/06/2020	transfer		87,120.00	113,706.07
22/06/2020	super contribution		22,044.04	135,750.11
30/06/2020	Closing Balance	<u>244,344.00</u>	<u>260,878.98</u>	<u>135,750.11</u>
	Transactions : 30			

Account: Citigroup - Ultimate Business Saver (242-230 470828773)

1/07/2019	Opening Balance			4,285.52
23/08/2019	TD		50,000.00	54,285.52
26/08/2019	TD		50,000.00	104,285.52
27/08/2019	TD		16,000.00	120,285.52
01/10/2019	INTEREST		10.63	120,296.15
28/11/2019	INTEREST		682.17	120,978.32
29/11/2019	INTEREST		8.21	120,986.53
31/12/2019	INTEREST		84.84	121,071.37
31/01/2020	INTEREST		84.67	121,156.04
28/02/2020	INTEREST		79.27	121,235.31
31/03/2020	INTEREST		58.96	121,294.27
30/04/2020	INTEREST		36.49	121,330.76
29/05/2020	INTEREST		37.72	121,368.48
30/06/2020	INTEREST		36.51	121,404.99
30/06/2020	Closing Balance		<u>117,119.47</u>	<u>121,404.99</u>
	Transactions : 13			

Account: Citigroup - Multi Currency Account AUD (9032556382)

1/07/2019	Opening Balance			100.20
30/06/2020	Closing Balance			<u>100.20</u>
	Transactions : 0			

HANLEY FAMILY SUPER FUND
Investment Summary as at 30 June 2020

Investment	Units	Average Cost Price	Market Price	Accounting Cost	Market Value	Unrealised Accounting Gain/(Loss)	Accounting Gain/(Loss) (%)	Portfolio Weight (%)
<u>Bank</u>								
Cash At Bank				135,750.11	135,750.11			9.60%
Citigroup - Multi Currency Account AUD				100.20	100.20			0.01%
Citigroup - Ultimate Business Saver				121,404.99	121,404.99			8.59%
				257,255.30	257,255.30			18.20%
<u>Listed Securities Market</u>								
Medibank Private Limited (ASX:MPL)	2,314.00000	2.0000	2.9900	4,628.00	6,918.86	2,290.86	49.50%	0.49%
				4,628.00	6,918.86	2,290.86	49.50%	0.49%
<u>Property Direct Market</u>								
3/14 Rodborough Road, Frenchs Forest, NSW 2086	1.00000	1,149,356.0500	1,149,356.0500	1,149,356.05	1,149,356.05	0.00	0.00%	81.31%
				1,149,356.05	1,149,356.05	0.00	0.00%	81.31%
				1,411,239.35	1,413,530.21	2,290.86	0.16%	100.00%

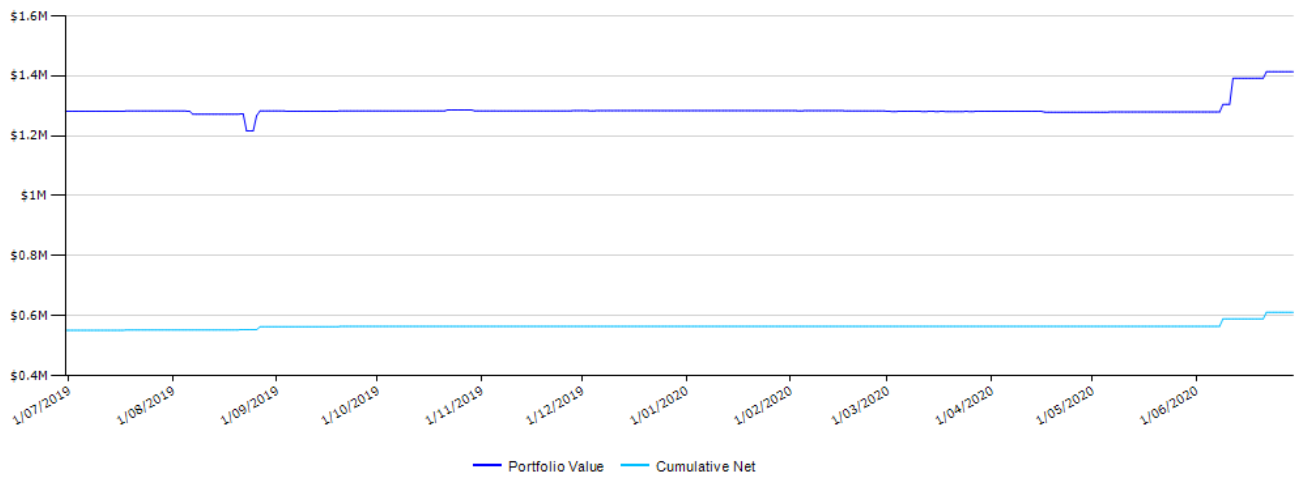
The accounting cost is the original cost base adjusted by any subsequent capital call/improvement or capital return transactions. In many cases, it is not the same as the adjusted or reduced cost base, or the reset cost base resulting from the CGT relief. To view the tax cost base and unrealised gain/(loss) for tax purposes refer to the Unrealised Capital Gains Report or change the report parameter to tax cost base.

HANLEY FAMILY SUPER FUND
Investment Movement and Returns Report
For the period from 01 July 2019 to 30 June 2020

Movement in Value

Starting Market Value	1,281,032.76
Net Addition	60,000.00
Realised and Unrealised Gains/Losses	(1,157.00)
Investment Income (excluding credits)	80,723.38
Portfolio Expenses	(962.00)
Other*	(6,106.93)
Ending Market Value	1,413,530.21
Movement in Value	132,497.45

Portfolio Value versus Cumulative Net Investment



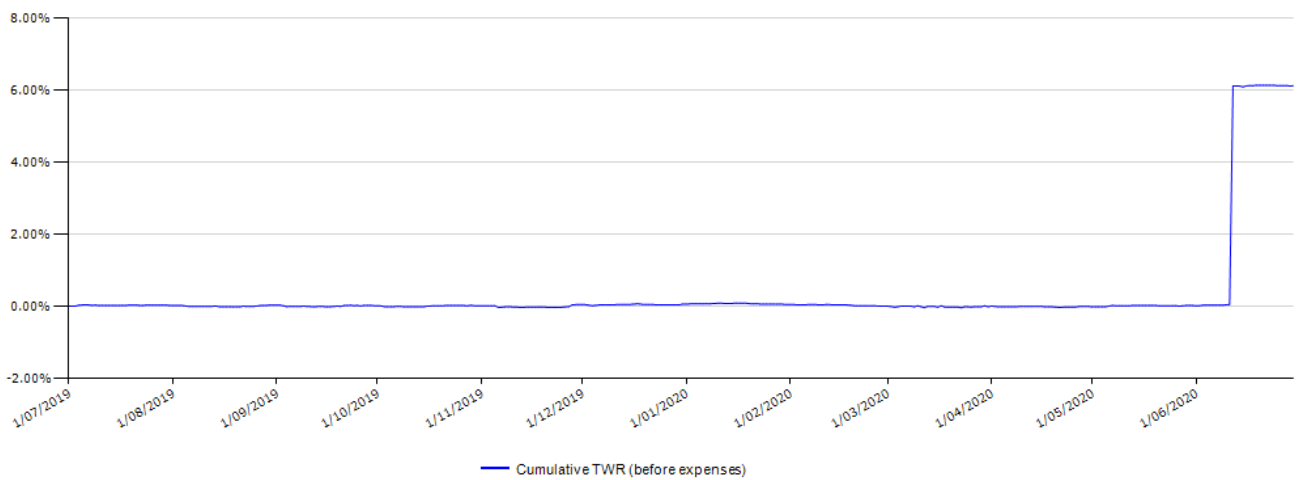
HANLEY FAMILY SUPER FUND
Investment Movement and Returns Report
For the period from 01 July 2019 to 30 June 2020

Portfolio Return

Realised and Unrealised Gains/Losses	(1,157.00)
Investment Income (excluding credits)	80,723.38
Credits	154.71
Total dollar return before expenses	79,721.09
Investment Expenses	0.00
Total dollar return after expenses	79,721.09

	1 year	3 years	Since 01/07/2016	Since 01/07/2019
Investment return before expenses (TWR)	6.12%	23.30%	26.54%	6.12%

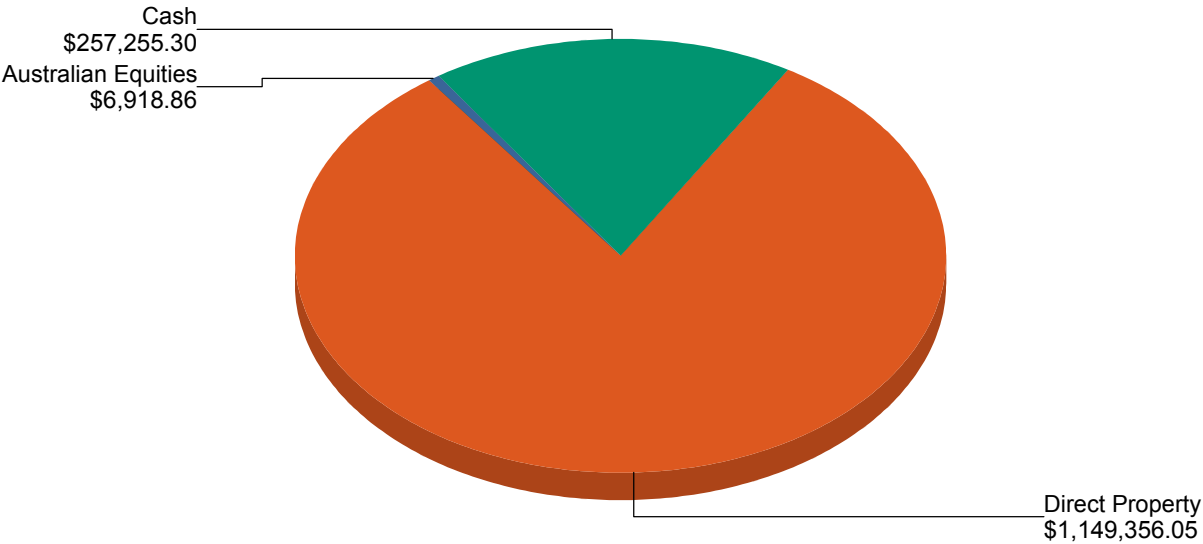
Return Over Time



HANLEY FAMILY SUPER FUND

Investment Allocation as at 30 June 2020

Current Asset Allocation



Australian Equities	0.5%
Australian Fixed Interest	0.0%
Cash	18.2%
Direct Property	81.3%
Foreign Cash	0.0%
International Equities	0.0%
International Fixed Interest	0.0%
Listed Property	0.0%
Mortgages	0.0%
Other	0.0%
Total:	100.0%

HANLEY FAMILY SUPER FUND

Investment Allocation as at 30 June 2020

	Australian Equities	Cash	Direct Property	Total (\$)
3/14 Rodborough Road, Frenchs Forest, NSW 2086	0.00 0.00%	0.00 0.00%	1,149,356.05 100.00%	1,149,356.05 100.00%
Cash At Bank	0.00 0.00%	135,750.11 100.00%	0.00 0.00%	135,750.11 100.00%
Citigroup - Multi Currency Account AUD	0.00 0.00%	100.20 100.00%	0.00 0.00%	100.20 100.00%
Citigroup - Ultimate Business Saver	0.00 0.00%	121,404.99 100.00%	0.00 0.00%	121,404.99 100.00%
Medibank Private Limited (ASX:MPL)	6,918.86 100.00%	0.00 0.00%	0.00 0.00%	6,918.86 100.00%
Total	6,918.86 0.49%	257,255.30 18.20%	1,149,356.05 81.31%	1,413,530.21 100.00%

NOTE: Investment Totals include Unsettled Amounts.

HANLEY FAMILY SUPER FUND
Foreign Cash Reconciliation Statement
For the period 1 July 2019 to 30 June 2020

Date	Description	Bank Statement Line Items					Matched Transaction(s)		
		Foreign Withdrawals	Foreign Deposits	Balance	AUD Withdrawals	AUD Deposits	Amount	Matched As	Account Name

Currency:

Bank Account:

Opening Balance

Closing Balance

HANLEY FAMILY SUPER FUND
Statement of Taxable Income
For the Period from 1 July 2019 to 30 June 2020

Description	Investment Reference	Date	Tax Return Ref.	Amount
			Section B	
Income				
Net Capital Gain				
Deferred Capital Gain Realised		30 Jun 2020	A	0.00
Less Capital Losses Applied		30 Jun 2020	A	0.00
Less Discount		30 Jun 2020	A	0.00
Total Net Capital Gain			A	0.00
Gross Rent and Other Leasing & Hiring Income				
Rental Income/Disbursements Received	FRENCHFO 1: 3/14 Rodborough Road, Frenchs Forest, NSW 2086	12 Jun 2020	B	79,200.00
Total Gross Rent and Other Leasing & Hiring Income			B	79,200.00
Gross Interest				
INTEREST	646: Citigroup - Term Deposit	28 Nov 2019	C	682.17
Credit Interest	680: Cash At Bank	01 Jul 2019	C	7.86
Credit Interest	680: Cash At Bank	01 Aug 2019	C	8.69
Credit Interest	680: Cash At Bank	01 Sep 2019	C	1.75
ato	680: Cash At Bank	22 Oct 2019	C	24.29
INTEREST	680: Cash At Bank	01 Nov 2019	C	0.33
INTEREST	CITICHQ: Citigroup - Ultimate Business Saver	31 Dec 2019	C	437.30
<i>Less Rounding</i>			C	(0.39)
Total Gross Interest			C	1,162.00
Total Forestry Managed Investment Scheme Income			X	0.00
Total Net Foreign Income			D	0.00
Total Australian Franking Credits from a New Zealand Company			E	0.00
Total Transfers from Foreign Funds			F	0.00
Total Gross Payments where ABN not quoted			H	0.00
Total Gross Distribution from Partnerships			I	0.00
Total Unfranked Dividend Amount			J	0.00
Franked Dividend Amount				
MED DIV	MPL: Medibank Private Limited	21 Sep 2019	K	229.09
MED DIV	MPL: Medibank Private Limited	26 Mar 2020	K	131.90
<i>Less Rounding</i>			K	(0.99)
Total Franked Dividend Amount			K	360.00
Dividend Franking Credit				
MED DIV	MPL: Medibank Private Limited	21 Sep 2019	L	98.18
MED DIV	MPL: Medibank Private Limited	26 Mar 2020	L	56.53
<i>Less Rounding</i>			L	(0.71)
Total Dividend Franking Credit			L	154.00
Total Gross Trust Distributions			M	0.00
Assessable Employer Contributions				
Quicksuper	1: Michael Hanley	18 Jul 2019	R1	928.20
Quicksuper	1: Michael Hanley	21 Aug 2019	R1	928.20
QUICKSUPER	1: Michael Hanley	20 Sep 2019	R1	1,099.56
super contribution	1: Michael Hanley	22 Jun 2020	R1	22,044.04
super contribution	2: Susan Hanley	09 Jun 2020	R1	25,000.00

HANLEY FAMILY SUPER FUND
Statement of Taxable Income
For the Period from 1 July 2019 to 30 June 2020

Description	Investment Reference	Date	Tax Return Ref.	Amount
Total Assessable Employer Contributions			R1	50,000.00
Total Assessable Personal Contributions			R2	0.00
Total No-TFN quoted contributions			R3	0.00
Total Transfer of Liability to life insurance company or PST			R6	0.00
Total Assessable Contributions			R	50,000.00
Total Other Income			S	0.00
Total Assessable Income Due to Changed Tax Status of Fund			T	0.00
Total Net Non-arm's Length Income			U	0.00
Total Exempt Current Pension Income			Y	0.00
Total Assessable Income				130,876.00
<u>Deductions</u>			<u>Section C</u>	
Total Interest Expenses within Australia			A	0.00
Total Interest Expenses Overseas			B	0.00
Total Capital Works Deductions			D	0.00
Total Deduction for Decline in Value of Depreciating Assets			E	0.00
Total Death or Disability Premiums			F	0.00
Total Death Benefit Increase			G	0.00
Approved Auditor Fee				
AA - Accounting Fees		04 Sep 2019	H	275.00
Total Approved Auditor Fee			H	275.00
Total Investment Expenses			I	0.00
Management and Administration Expenses				
AA - Accounting Fees		04 Sep 2019	J	428.00
Total Management and Administration Expenses			J	428.00
Total Forestry Managed Investment Scheme Deduction			U	0.00
Other Deductions				
ato		22 Oct 2019	L	259.00
Total Other Deductions			L	259.00
Tax Losses Deducted				
Tax Losses Brought Forward		30 Jun 2020	M	0.00
Less Net Exempt Income		30 Jun 2020	M	0.00
Total Tax Losses Deducted			M	0.00
Total Deductions				962.00
Taxable Income or Loss		(V - N)	O	129,914.00

HANLEY FAMILY SUPER FUND
Statement of Taxable Income
For the Period from 1 July 2019 to 30 June 2020

Description	Investment Reference	Date	Tax Return Ref.	Amount
Income Tax Calculation Statement			Section D	
Gross Tax				
Gross Tax @ 15% for Concessional Income		30 Jun 2020	T1	19,487.10
Gross Tax @ 45% for Net Non-Arm's Length Income		30 Jun 2020	T1	0.00
No-TFN Quoted Contributions @ 32%		30 Jun 2020	J	0.00
Total Gross Tax				19,487.10
Total Credit: Foreign Tax Income Offset			C1	0.00
Total Credit: Rebates and Tax Offset			C2	0.00
Rebates and Offsets			C	0.00
SUBTOTAL				19,487.10
Credit: Refundable Franking Credits				
MED DIV	MPL: Medibank Private Limited	21 Sep 2019	E1	98.18
MED DIV	MPL: Medibank Private Limited	26 Mar 2020	E1	56.53
Total Credit: Refundable Franking Credits			E1	154.71
Total Credit: No-TFN Tax Offset			E2	0.00
Total Credit: Refundable National Rental Affordability Scheme Tax Offset			E3	0.00
Total Credit: Interest on Early Payments			H1	0.00
Total Credit: Foreign Resident Withholding			H2	0.00
Total Credit: ABN/TFN Not Quoted (Non-Individual)			H3	0.00
Total Credit: Interest on No-TFN Tax Offset			H6	0.00
Total Eligible Credits				0.00
Net Tax Payable				19,332.39
PAYG Instalments Raised				
ato		30 Sep 2019	K	3,310.00
ato		31 Dec 2019	K	1,466.00
ato		31 Mar 2020	K	2,388.00
Fund Activity Statement		30 Jun 2020	K	2,388.00
Total PAYG Instalments Raised			K	9,552.00
Total Supervisory Levy			L	259.00
Total Supervisory Levy Adjustment for Wound Up Funds			M	0.00
Total Supervisory Levy Adjustment for New Funds			N	0.00
Total Amount Due / (Refundable)				10,039.39

HANLEY FAMILY SUPER FUND
Foreign Income and Expenses Worksheet
For the period 1 July 2019 to 30 June 2020

Date	Description	Code	Market	Foreign Amount			Xrate	RBA Rate	Variance	AUD Amount		
				Gross	WHT	Net				Gross	WHT	Net

Currency:

HANLEY FAMILY SUPER FUND

Tax Accounting Reconciliation

For the period 1 July 2019 to 30 June 2020

Operating Statement Profit vs. Provision for Income Tax		2020
		\$
Benefits Accrued as a Result of Operations before Income Tax		138,759.09
<u>ADD:</u>		
Decrease in Market Value		1,157.00
<u>LESS:</u>		
Non-Taxable Contributions		10,000.00
Rounding		2.09
Taxable Income or Loss		<u>129,914.00</u>
	Income Amount	Tax Amount
Gross Tax @ 15% for Concessional Income	129,914.00	19,487.10
Gross Tax @ 45% for Net Non-Arm's Length Income	0.00	0.00
No-TFN Quoted Contributions @ 32%	0.00	0.00
Change in Carried Forward Losses	0.00	0.00
Provision for Income Tax		<u>19,487.10</u>

Provision for Income Tax vs. Income Tax Expense

Provision for Income Tax	19,487.10
<u>LESS:</u>	
Change in Deferred Tax Liability	115.65
Income Tax Expense	<u>19,371.45</u>

Provision for Income Tax vs. Income Tax Payable

Provision for Income Tax	19,487.10
<u>LESS:</u>	
Franking Credits	154.71
Income Tax Instalments Paid	9,552.00
Income Tax Payable (Receivable)	<u>9,780.39</u>

Exempt Current Pension Income Settings

Pension Exempt % (Actuarial)	0.0000%
Pension Exempt % (Expenses)	0.0000%
Assets Segregated For Pensions	No

HANLEY FAMILY SUPER FUND
Realised Capital Gains
For the period from 1 July 2019 to 30 June 2020

Accounting Treatment					Taxation Treatment						
Quantity	Proceeds	Excess Tax Value*	Original Cost	Accounting Profit/(Loss)	Cost Base Calculation		Capital Gains Calculation				
					Adjusted	Reduced	Indexation	Discounted	Other	Deferred	Capital Loss
Grand Total											

* Where there is an Excess Tax Value Amount, the Accounting Profit/(Loss) figure takes account of this. Accounting Profit/(Loss) equals Proceeds less Excess Tax Value less Original Cost.

HANLEY FAMILY SUPER FUND
Unrealised Capital Gains as at 30 June 2020

	Accounting Treatment				Taxation Treatment							
	Quantity /Description	Market Value	Original Cost	Accounting Gain/(Loss)	Cost Base Calculation			Capital Gains Calculation				
					Tax Free	Tax Deferred	AMIT	Amount	Indexation	Discountable	Other	Deferred
<u>Bank</u>												
Cash At Bank												
30/06/2020	135,750.11	135,750.11	135,750.11	0.00	0.00	0.00	0.00	135,750.11				0.00
	135,750.11	135,750.11	135,750.11	0.00	0.00	0.00	0.00	135,750.11				0.00
Citigroup - Multi Currency Account AUD												
30/06/2020	100.20	100.20	100.20	0.00	0.00	0.00	0.00	100.20				0.00
	100.20	100.20	100.20	0.00	0.00	0.00	0.00	100.20				0.00
Citigroup - Ultimate Business Saver												
30/06/2020	121,404.99	121,404.99	121,404.99	0.00	0.00	0.00	0.00	121,404.99				0.00
	121,404.99	121,404.99	121,404.99	0.00	0.00	0.00	0.00	121,404.99				0.00
Bank Total		257,255.30	257,255.30	0.00	0.00	0.00	0.00	257,255.30				0.00
<u>Listed Securities Market</u>												
Medibank Private Limited (ASX:MPL)												
30/06/2015	2,314.00	6,918.86	4,628.00	2,290.86	0.00	0.00	0.00	4,628.00		2,290.86		
	2,314.00	6,918.86	4,628.00	2,290.86	0.00	0.00	0.00	4,628.00		2,290.86	0.00	
Listed Securities Market Total		6,918.86	4,628.00	2,290.86	0.00	0.00	0.00	4,628.00		2,290.86	0.00	
<u>Property Direct Market</u>												
3/14 Rodborough Road, Frenchs Forest, NSW 2086												
6/11/2018	1.00	1,149,356.05	1,149,356.05	0.00	0.00	0.00	0.00	1,149,356.05		0.00		
	1.00	1,149,356.05	1,149,356.05	0.00	0.00	0.00	0.00	1,149,356.05		0.00	0.00	
Property Direct Market Total		1,149,356.05	1,149,356.05	0.00	0.00	0.00	0.00	1,149,356.05		0.00	0.00	

HANLEY FAMILY SUPER FUND
Unrealised Capital Gains as at 30 June 2020

Capital Gains Tax Return Summary

Current Year Capital Gains	Indexation	Discount	Other	Deferred	Total Capital Gains	Capital Losses
Shares & Units - Listed Shares	0.00	2,290.00	0.00	0.00	2,290.00	0.00
Shares & Units - Other Shares	0.00	0.00	0.00	0.00	0.00	0.00
Shares & Units - Listed Trusts	0.00	0.00	0.00	0.00	0.00	0.00
Shares & Units - Other Units	0.00	0.00	0.00	0.00	0.00	0.00
Australian Real Estate	0.00	0.00	0.00	0.00	0.00	0.00
Other Real Estate	0.00	0.00	0.00	0.00	0.00	0.00
Collectables	0.00	0.00	0.00	0.00	0.00	0.00
Other CGT Assets & Other CGT Events	0.00	0.00	0.00	0.00	0.00	0.00
Distributed Capital Gains from Trusts	0.00	0.00	0.00	0.00	0.00	0.00
	<u>0.00</u>	<u>2,290.00</u>	<u>0.00</u>	<u>0.00</u>	<u>2,290.00</u>	<u>0.00</u>
Capital Losses Applied						
Current Year	0.00	0.00	0.00	0.00	0.00	
Prior Years	0.00	0.00	0.00	0.00	0.00	
	<u>0.00</u>	<u>0.00</u>	<u>0.00</u>	<u>0.00</u>	<u>0.00</u>	
Net Capital Gains						
Net Gain after applying losses	0.00	2,290.00	0.00	0.00	2,290.00	
Discount applicable		763.00				
Net Gain after applying discount	<u>0.00</u>	<u>1,527.00</u>	<u>0.00</u>	<u>0.00</u>	<u>1,527.00</u>	

Gains/Losses on Custom Holding Accounts

Account Name	Book Cost	Value	Gain/(Loss)	Tax Rate %	Tax Effect
---------------------	------------------	--------------	--------------------	-------------------	-------------------

Custom Holding Accounts Totals