

From First to Last by Account
Options: Not summarised, Excluding NIL Balances
From 01/07/2018 To 30/06/2019

Client Code: POS503

Last Year	Account	Description	Debit	Credit
(120871.26)	198	Dividends received		142817.43
	199	Interest received		
(0.03)	19902	St George	-	
(183.28)	19903	Macquarie CMT		633.02
	204	Movement in net market values		
(520738.36)	20402	Shares in listed companies	83185.27	
(64695.66)	20432	Shares in listed companies		95580.69
-	309	Bank charges	35.70	
259.00	364	Filing fees	259.00	
	550	SUPERANNUATION FUND		
(706229.59)	55002	Profit Earned This Year	-	
706229.59	55003	Distribution to members	155551.17	
	551	SIMON BUDGEN		
(1504358.76)	55101	Balance at beginning of year		1758706.79
(351966.00)	55102	Allocated earnings		77677.73
5617.97	55105	Income tax expense on earnings		28328.10
92000.00	55115	Benefits paid during year	110000.00	
	552	JUNE LYNETTE BUDGEN		
(1514177.15)	55201	Balance at beginning of year		1763136.14
(354263.59)	55202	Allocated earnings		77873.44
5654.64	55205	Income tax expense on earnings		28399.47
99649.96	55215	Benefits paid during year	140475.58	
82.37	680	Cash at bank	46.67	
109304.04	681	Macquarie CMT	16401.32	
	795	Shares in listed companies		
104619.00	79501	ANZ capital notes	107900.00	
84720.00	79502	ANZ Bank Ltd	84630.00	
305746.00	79503	Westpac Bank	295937.00	
135640.00	79505	BHP Ltd	164640.00	
65300.00	79506	Boral Ltd	-	
268568.00	79508	Wesfarmers	196747.00	
215331.00	79509	Commonwealth Bank	244615.00	
23845.00	79510	Commonwealth Bank capital notes	-	
118300.00	79513	Challenger Ltd	66400.00	
60039.00	79515	Challenger capital notes	61248.00	
60164.00	79516	Centuria Metropolitan Reits	79425.00	
231144.00	79518	CSL Ltd	258000.00	
-	79519	Empire Energy Ltd	168000.00	
34421.31	79521	Healthscope Ltd	-	
9778.69	79523	IDP Education Ltd	-	
111800.00	79524	ALE Property Group	102000.00	
475260.00	79525	Magellan Flagship Ltd	516200.00	
116800.00	79526	Medibank Private Ltd	139600.00	
156170.00	79527	Macquarie Group Ltd	158368.00	
63250.00	79531	Reece Ltd	48800.00	
115680.00	79532	Qube Ltd	150295.00	
53980.00	79534	Ramsay Healthcare Ltd	72240.00	
98120.00	79536	Sonic Healthcare Ltd	129267.00	
71600.00	79537	Sydney Airports	80400.00	
3250.00	79540	Centuria Urban Reit	-	

From First to Last by Account
Options: Not summarised, Excluding NIL Balances
Client Code: POS503 From 01/07/2018 To 30/06/2019

Last Year	Account	Description	Debit	Credit
80213.00	79545	Macquarie Capital Notes	80513.00	
-	79560	Transurban Ltd	78122.00	
307800.00	79570	VG1 Global Ltd	214942.00	
87400.00	79580	Worleys Parsons Ltd	-	
41335.99	904	Provision for income tax	48409.02	
(87818.47)	944	Provision for deferred tax liability		79499.92
	999	Jobstream Selection Account		
22.00	99901	Jobstream selection account	22.00	
(22.00)	99999	Clearing balance		22.00
<u>(706229.59)</u>		Total	<u>4052674.73</u>	<u>4052674.73</u>

NET PROFIT THIS YEAR 155551.17
NET PROFIT LAST YEAR 706229.59

No. of Accounts: 52
No. of Entries: 86

Client Code: POS503 From First to Last by Account
From 01/07/2018 To 30/06/2019

Date	Type Gp	Ref.	Debit	Credit	Balance
198	Dividends received				
LY Closing Balance					(120871.26)
30/06/2019	Jnl	1		142817.43	(142817.43)
					macquarie cash receipts & pmts for the year
Closing Balance			0.00	142817.43	(142817.43)
199	Interest received				
19903	Macquarie CMT				
LY Closing Balance					(183.28)
30/06/2019	Jnl	1		633.02	(633.02)
					macquarie cash receipts & pmts for the year
Closing Balance			0.00	633.02	(633.02)
204	Movement in net market values				
20402	Shares in listed companies				
LY Closing Balance					(520738.36)
30/06/2019	Jnl	4	123193.58		123193.58
					revaluation of direct equities to market value at year end
30/06/2019	Jnl	4	13028.69		136222.27
					revaluation of direct equities to market value at year end
30/06/2019	Jnl	4		53037.00	83185.27
					revaluation of equities to market value at year end
Closing Balance			136222.27	53037.00	83185.27
20432	Shares in listed companies				
LY Closing Balance					(64695.66)
30/06/2019	Jnl	3		95580.69	(95580.69)
					profit on disposal of investments during the year
Closing Balance			0.00	95580.69	(95580.69)
309	Bank charges				
LY Closing Balance					0.00
30/06/2019	Jnl	2	35.70		35.70
					sgb cash receipts & pmts for the year
Closing Balance			35.70	0.00	35.70

Client Code: POS503
From First to Last by Account
From 01/07/2018 To 30/06/2019

Date	Type Gp	Ref.	Debit	Credit	Balance
364	Filing fees				
LY Closing Balance					259.00
30/06/2019	Jnl	1	259.00		259.00
			macquarie cash receipts & pmts for the year		
Closing Balance			259.00	0.00	259.00
550	SUPERANNUATION FUND				
55001	Unallocated Benefits Brought Forward				
Opening Balance					0.00
01/07/2018	Jnl			706229.59	(706229.59)
			Year end balance forward		
01/07/2018	Jnl		706229.59		0.00
			Year end balance forward		
Closing Balance			706229.59	706229.59	0.00
55002	Profit Earned This Year				
Opening Balance					(706229.59)
01/07/2018	Jnl		706229.59		0.00
			Year end balance forward : Profit distribution		
Closing Balance			706229.59	0.00	0.00
55003	Distribution to members				
Opening Balance					706229.59
01/07/2018	Jnl			706229.59	0.00
			Year end balance forward		
30/06/2019	Jnl	5	155551.17		155551.17
			allocation of net earnings to members for the year		
Closing Balance			155551.17	706229.59	155551.17
551	SIMON BUDGEN				
55101	Balance at beginning of year				
Opening Balance					(1504358.76)
01/07/2018	Jnl			351966.00	(1856324.76)
			Year end balance forward		
01/07/2018	Jnl		5617.97		(1850706.79)
			Year end balance forward		
01/07/2018	Jnl		92000.00		(1758706.79)
			Year end balance forward		
Closing Balance			97617.97	351966.00	(1758706.79)

Client Code: POS503
From First to Last by Account
From 01/07/2018 To 30/06/2019

Date	Type Gp	Ref.	Debit	Credit	Balance
55102	Allocated earnings				
Opening Balance					(351966.00)
01/07/2018	Jnl		351966.00		0.00
	Year end balance forward				
30/06/2019	Jnl	5		77677.73	(77677.73)
	allocation of net earnings to members for the year				
Closing Balance			351966.00	77677.73	(77677.73)
55105	Income tax expense on earnings				
Opening Balance					5617.97
01/07/2018	Jnl			5617.97	0.00
	Year end balance forward				
30/06/2019	Jnl	6		28328.10	(28328.10)
	tax expense for the year				
Closing Balance			0.00	33946.07	(28328.10)
55115	Benefits paid during year				
Opening Balance					92000.00
01/07/2018	Jnl			92000.00	0.00
	Year end balance forward				
30/06/2019	Jnl	1	110000.00		110000.00
	macquarie cash receipts & pmts for the year				
Closing Balance			110000.00	92000.00	110000.00
552	JUNE LYNETTE BUDGEN				
55201	Balance at beginning of year				
Opening Balance					(1514177.15)
01/07/2018	Jnl			354263.59	(1868440.74)
	Year end balance forward				
01/07/2018	Jnl		5654.64		(1862786.10)
	Year end balance forward				
01/07/2018	Jnl		99649.96		(1763136.14)
	Year end balance forward				
Closing Balance			105304.60	354263.59	(1763136.14)
55202	Allocated earnings				
Opening Balance					(354263.59)
01/07/2018	Jnl		354263.59		0.00
	Year end balance forward				
30/06/2019	Jnl	5		77873.44	(77873.44)
	allocation of net earnings to members for the year				
Closing Balance			354263.59	77873.44	(77873.44)

Client Code: POS503 From First to Last by Account
From 01/07/2018 To 30/06/2019

Date	Type Gp	Ref.	Debit	Credit	Balance
55205 Income tax expense on earnings					
Opening Balance					5654.64
01/07/2018	Jnl			5654.64	0.00
Year end balance forward					
30/06/2019	Jnl	6		28399.47	(28399.47)
tax expense for the year					
Closing Balance			0.00	34054.11	(28399.47)
55215 Benefits paid during year					
Opening Balance					99649.96
01/07/2018	Jnl			99649.96	0.00
Year end balance forward					
30/06/2019	Jnl	1	77675.58		77675.58
macquarie cash receipts & pmts for the year					
30/06/2019	Jnl	1	62800.00		140475.58
macquarie cash receipts & pmts for the year					
Closing Balance			140475.58	99649.96	140475.58
680 Cash at bank					
Opening Balance					82.37
30/06/2019	Jnl	2		35.70	46.67
sgb cash receipts & pmts for the year					
Closing Balance			0.00	35.70	46.67
681 Macquarie CMT					
Opening Balance					109304.04
30/06/2019	Jnl	1		92902.72	16401.32
macquarie cash receipts & pmts for the year					
Closing Balance			0.00	92902.72	16401.32
795 Shares in listed companies					
79501 ANZ capital notes					
Opening Balance					104619.00
30/06/2019	Jnl	4	3281.00		107900.00
revaluation of direct equities to market value at year end					
Closing Balance			3281.00	0.00	107900.00
79502 ANZ Bank Ltd					
Opening Balance					84720.00
30/06/2019	Jnl	4		90.00	84630.00
revaluation of direct equities to market value at year end					

Client Code: POS503 From First to Last by Account
From 01/07/2018 To 30/06/2019

Date	Type	Gp	Ref.	Debit	Credit	Balance
Closing Balance				0.00	90.00	84630.00
79503			Westpac Bank			
Opening Balance						305746.00
30/06/2019	Jnl		4		9809.00	295937.00
						revaluation of direct equities to market value at year end
Closing Balance				0.00	9809.00	295937.00
79505			BHP Ltd			
Opening Balance						135640.00
30/06/2019	Jnl		4	29000.00		164640.00
						revaluation of direct equities to market value at year end
Closing Balance				29000.00	0.00	164640.00
79506			Boral Ltd			
Opening Balance						65300.00
30/06/2019	Jnl		1		64662.10	637.90
						macquarie cash receipts & pmts for the year
30/06/2019	Jnl		3	5175.35		5813.25
						profit on disposal of investments during the year
30/06/2019	Jnl		4		5813.25	0.00
						revaluation of direct equities to market value at year end
Closing Balance				5175.35	70475.35	0.00
79508			Wesfarmers			
Opening Balance						268568.00
30/06/2019	Jnl		1		66911.79	201656.21
						macquarie cash receipts & pmts for the year
30/06/2019	Jnl		1	0.01		201656.22
						macquarie cash receipts & pmts for the year
30/06/2019	Jnl		3	66911.78		268568.00
						profit on disposal of investments during the year
30/06/2019	Jnl		4		71821.00	196747.00
						revaluation of direct equities to market value at year end
Closing Balance				66911.79	138732.79	196747.00

Client Code: POS503
From First to Last by Account
From 01/07/2018 To 30/06/2019

Date	Type Gp	Ref.	Debit	Credit	Balance
79509	Commonwealth Bank				
					Opening Balance
					215331.00
30/06/2019	Jnl	4		23953.00	191378.00
					revaluation of direct equities to market value at year end
30/06/2019	Jnl	4	53237.00		244615.00
					revaluation of equities to market value at year end
			Closing Balance	53237.00	23953.00
					244615.00
79510	Commonwealth Bank capital notes				
					Opening Balance
					23845.00
30/06/2019	Jnl	1		24099.84	(254.84)
					macquarie cash receipts & pmts for the year
30/06/2019	Jnl	3	599.84		345.00
					profit on disposal of investments during the year
30/06/2019	Jnl	4		345.00	0.00
					revaluation of direct equities to market value at year end
			Closing Balance	599.84	24444.84
					0.00
79513	Challenger Ltd				
					Opening Balance
					118300.00
30/06/2019	Jnl	4		51900.00	66400.00
					revaluation of direct equities to market value at year end
			Closing Balance	0.00	51900.00
					66400.00
79515	Challenger capital notes				
					Opening Balance
					60039.00
30/06/2019	Jnl	4	1209.00		61248.00
					revaluation of direct equities to market value at year end
			Closing Balance	1209.00	0.00
					61248.00
79516	Centuria Metropolitan Reits				
					Opening Balance
					60164.00
30/06/2019	Jnl	1		1912.50	58251.50
					macquarie cash receipts & pmts for the year
30/06/2019	Jnl	1		58906.46	(654.96)
					macquarie cash receipts & pmts for the year
30/06/2019	Jnl	1	59209.48		58554.52
					macquarie cash receipts & pmts for the year
30/06/2019	Jnl	3	6214.96		64769.48
					profit on disposal of investments

Client Code: POS503
From First to Last by Account
From 01/07/2018 To 30/06/2019

Date	Type	Gp	Ref.	Debit	Credit	Balance
79516	Centuria Metropolitan Reits : Continued					
	during the year					
30/06/2019	Jnl		4	14655.52		79425.00
	revaluation of direct equities to market value at year end					
Closing Balance				80079.96	60818.96	79425.00
79518	CSL Ltd					
Opening Balance						231144.00
30/06/2019	Jnl		4	26856.00		258000.00
	revaluation of direct equities to market value at year end					
Closing Balance				26856.00	0.00	258000.00
79519	Empire Energy Ltd					
Opening Balance						0.00
30/06/2019	Jnl		1	149404.25		149404.25
	macquarie cash receipts & pmts for the year					
30/06/2019	Jnl		4	18595.75		168000.00
	revaluation of direct equities to market value at year end					
Closing Balance				168000.00	0.00	168000.00
79521	Healthscope Ltd					
Opening Balance						34421.31
30/06/2019	Jnl		1		48694.92	(14273.61)
	macquarie cash receipts & pmts for the year					
30/06/2019	Jnl		3		9178.63	(23452.24)
	profit on disposal of investments during the year					
30/06/2019	Jnl		4	23452.24		0.00
	revaluation of direct equities to market value at year end					
Closing Balance				23452.24	57873.55	0.00
79523	IDP Education Ltd					
Opening Balance						9778.69
30/06/2019	Jnl		4		9778.69	0.00
	revaluation of direct equities to market value at year end					
Closing Balance				0.00	9778.69	0.00

Client Code: POS503
From First to Last by Account
From 01/07/2018 To 30/06/2019

Date	Type	Gp	Ref.	Debit	Credit	Balance
79524	ALE Property Group					
	Opening Balance					111800.00
30/06/2019	Jnl		4		9800.00	102000.00
	revaluation of direct equities to market value at year end					
	Closing Balance			0.00	9800.00	102000.00
79525	Magellan Flagship Ltd					
	Opening Balance					475260.00
30/06/2019	Jnl		4	40940.00		516200.00
	revaluation of direct equities to market value at year end					
	Closing Balance			40940.00	0.00	516200.00
79526	Medibank Private Ltd					
	Opening Balance					116800.00
30/06/2019	Jnl		4	22800.00		139600.00
	revaluation of direct equities to market value at year end					
	Closing Balance			22800.00	0.00	139600.00
79527	Macquarie Group Ltd					
	Opening Balance					156170.00
30/06/2019	Jnl		4	2198.00		158368.00
	revaluation of direct equities to market value at year end					
	Closing Balance			2198.00	0.00	158368.00
79531	Reece Ltd					
	Opening Balance					63250.00
30/06/2019	Jnl		4		14250.00	49000.00
	revaluation of direct equities to market value at year end					
30/06/2019	Jnl		4		200.00	48800.00
	revaluation of equities to market value at year end					
	Closing Balance			0.00	14450.00	48800.00
79532	Qube Ltd					
	Opening Balance					115680.00
30/06/2019	Jnl		4	34615.00		150295.00
	revaluation of direct equities to market value at year end					
	Closing Balance			34615.00	0.00	150295.00

Client Code: POS503
From First to Last by Account
From 01/07/2018 To 30/06/2019

Date	Type	Gp	Ref.	Debit	Credit	Balance
79534						
						Ramsay Healthcare Ltd
						Opening Balance
						53980.00
30/06/2019	Jnl		4	18260.00		72240.00
						revaluation of direct equities to market value at year end
				18260.00	0.00	72240.00
						Closing Balance
79536						
						Sonic Healthcare Ltd
						Opening Balance
						98120.00
30/06/2019	Jnl		4	31147.00		129267.00
						revaluation of direct equities to market value at year end
				31147.00	0.00	129267.00
						Closing Balance
79537						
						Sydney Airports
						Opening Balance
						71600.00
30/06/2019	Jnl		4	8800.00		80400.00
						revaluation of direct equities to market value at year end
				8800.00	0.00	80400.00
						Closing Balance
79540						
						Centuria Urban Reit
						Opening Balance
						3250.00
30/06/2019	Jnl		4		3250.00	0.00
						revaluation of direct equities to market value at year end
				0.00	3250.00	0.00
						Closing Balance
79545						
						Macquarie Capital Notes
						Opening Balance
						80213.00
30/06/2019	Jnl		4	300.00		80513.00
						revaluation of direct equities to market value at year end
				300.00	0.00	80513.00
						Closing Balance
79560						
						Transurban Ltd
						Opening Balance
						0.00
30/06/2019	Jnl		1	60010.03		60010.03
						macquarie cash receipts & pmts for the year
30/06/2019	Jnl		4	18111.97		78122.00
						revaluation of direct equities to market value at year end
				78122.00	0.00	78122.00
						Closing Balance

Client Code: POS503
From First to Last by Account
From 01/07/2018 To 30/06/2019

Date	Type Gp	Ref.	Debit	Credit	Balance
99999	Clearing balance				
	Opening Balance				(22.00)
	Closing Balance		0.00	0.00	(22.00)
	Debits			3838042.62	
	Credits			3838042.62	
	No. of Accounts			52.00	
	No. of Entries			86.00	

Client Code: POSS03

Date	Type Grp	Ref	Account	Description	Amount	Bal2	Narration
01/07/2018	Jnl		55002	Profit Earned This Year	706229.59	-	Year end balance forward : Profit distribution
01/07/2018	Jnl		55001	Unallocated Benefits Brought Forward	(706229.59)	-	Year end balance forward
01/07/2018	Jnl		55003	Distribution to members	(706229.59)	-	Year end balance forward
01/07/2018	Jnl		55001	Unallocated Benefits Brought Forward	706229.59	-	Year end balance forward
01/07/2018	Jnl		55102	Allocated earnings	351966.00	-	Year end balance forward
01/07/2018	Jnl		55101	Balance at beginning of year	(351966.00)	-	Year end balance forward
01/07/2018	Jnl		55105	Income tax expense on earnings	(5617.97)	-	Year end balance forward
01/07/2018	Jnl		55101	Balance at beginning of year	5617.97	-	Year end balance forward
01/07/2018	Jnl		55115	Benefits paid during year	(92000.00)	-	Year end balance forward
01/07/2018	Jnl		55101	Balance at beginning of year	92000.00	-	Year end balance forward
01/07/2018	Jnl		55202	Allocated earnings	354263.59	-	Year end balance forward
01/07/2018	Jnl		55201	Balance at beginning of year	(354263.59)	-	Year end balance forward
01/07/2018	Jnl		55205	Income tax expense on earnings	(5654.64)	-	Year end balance forward
01/07/2018	Jnl		55201	Balance at beginning of year	5654.64	-	Year end balance forward
01/07/2018	Jnl		55215	Benefits paid during year	(99649.96)	-	Year end balance forward
01/07/2018	Jnl		55201	Balance at beginning of year	99649.96	-	Year end balance forward
30/06/2019	Jnl	1	681	Macquarie CMT	(92902.72)	-	Year end balance forward
30/06/2019	Jnl	1	19903	Macquarie CMT	(633.02)	-	Year end balance forward
30/06/2019	Jnl	1	198	Dividends received	(142817.43)	-	Year end balance forward
30/06/2019	Jnl	1	364	Filing fees	259.00	-	Year end balance forward
30/06/2019	Jnl	1	904	Provision for income tax	(41335.99)	-	Year end balance forward
30/06/2019	Jnl	1	79506	Boral Ltd	(64662.10)	-	Year end balance forward

Client Code: POS503

Date	Type	Grp	Ref	Account	Description	Amount	Bal2	Narration
30/06/2019	Jnl		1	79510	Commonwealth Bank capital notes	(24099.84)	-	for the year
30/06/2019	Jnl		1	79516	Centuria Metropolitan Reits	(1912.50)	-	macquarie cash receipts & pmts for the year
30/06/2019	Jnl		1	79508	Wesfarmers	(66911.79)	-	macquarie cash receipts & pmts for the year
30/06/2019	Jnl		1	79516	Centuria Metropolitan Reits	(58906.46)	-	macquarie cash receipts & pmts for the year
30/06/2019	Jnl		1	79521	Healthscope Ltd	(48694.92)	-	macquarie cash receipts & pmts for the year
30/06/2019	Jnl		1	79516	Centuria Metropolitan Reits	59209.48	-	macquarie cash receipts & pmts for the year
30/06/2019	Jnl		1	79508	Wesfarmers	0.01	-	macquarie cash receipts & pmts for the year
30/06/2019	Jnl		1	79519	Empire Energy Ltd	149404.25	-	macquarie cash receipts & pmts for the year
30/06/2019	Jnl		1	79560	Transurban Ltd	60010.03	-	macquarie cash receipts & pmts for the year
30/06/2019	Jnl		1	79570	VGI Global Ltd	196318.42	-	macquarie cash receipts & pmts for the year
30/06/2019	Jnl		1	55215	Benefitis paid during year	77675.58	-	macquarie cash receipts & pmts for the year
30/06/2019	Jnl		1	55115	Benefitis paid during year	110000.00	-	macquarie cash receipts & pmts for the year
30/06/2019	Jnl		1	55215	Benefitis paid during year	62800.00	-	macquarie cash receipts & pmts for the year
30/06/2019	Jnl		1	79570	VGI Global Ltd	(172800.00)	-	macquarie cash receipts & pmts for the year
30/06/2019	Jnl		2	680	Cash at bank	(35.70)	-	sgb cash receipts & pmts for the year
30/06/2019	Jnl		2	309	Bank charges	35.70	-	sgb cash receipts & pmts for the year
30/06/2019	Jnl		3	79506	Boral Ltd	5175.35	-	profit on disposal of investments during the year
30/06/2019	Jnl		3	79510	Commonwealth Bank		-	

Client Code: POS503

Date	Type	Grp	Ref	Account	Description	Amount	Bal2	Narration
30/06/2019	Jnl		3	79508	capital notes	599.84	-	profit on disposal of investments during the year
30/06/2019	Jnl		3	79516	Wesfarmers	66911.78	-	profit on disposal of investments during the year
30/06/2019	Jnl		3	79521	Centuria Metropolitan Reits	6214.96	-	profit on disposal of investments during the year
30/06/2019	Jnl		3	79521	Healthscope Ltd	(9178.63)	-	profit on disposal of investments during the year
30/06/2019	Jnl		3	79580	Worleys Parsons Ltd	25857.39	-	profit on disposal of investments during the year
30/06/2019	Jnl		3	20432	Shares in listed companies	(95580.69)	-	profit on disposal of investments during the year
30/06/2019	Jnl		4	79502	ANZ Bank Ltd	(90.00)	-	revaluation of direct equities to market value at year end
30/06/2019	Jnl		4	79501	ANZ capital notes	3281.00	-	revaluation of direct equities to market value at year end
30/06/2019	Jnl		4	79505	BHP Ltd	29000.00	-	revaluation of direct equities to market value at year end
30/06/2019	Jnl		4	79506	Boral Ltd	(5813.25)	-	revaluation of direct equities to market value at year end
30/06/2019	Jnl		4	79509	Commonwealth Bank	(23953.00)	-	revaluation of direct equities to market value at year end
30/06/2019	Jnl		4	79510	Commonwealth Bank capital notes	(345.00)	-	revaluation of direct equities to market value at year end
30/06/2019	Jnl		4	79513	Challenger Ltd	(51900.00)	-	revaluation of direct equities to market value at year end
30/06/2019	Jnl		4	79515	Challenger capital notes	1209.00	-	revaluation of direct equities to market value at year end
30/06/2019	Jnl		4	79516	Centuria Metropolitan Reits	14655.52	-	revaluation of direct equities to market value at year end
30/06/2019	Jnl		4	79518	CSL Ltd	26856.00	-	revaluation of direct equities to market value at year end
30/06/2019	Jnl		4	79519	Empire Energy Ltd	18595.75	-	revaluation of direct equities to market value at year end
30/06/2019	Jnl		4	79521	Healthscope Ltd	23452.24	-	revaluation of direct equities to market value at year end
30/06/2019	Jnl		4	79524	ALE Property Group	(9800.00)	-	revaluation of direct equities to market value at year end

Client Code: POS503

Date	Type Grp	Ref	Account	Description	Amount	Bal2	Narration
30/06/2019	Jnl	4	79525	Magellan Flagship Ltd	40940.00	-	revaluation of direct equities to market value at year end
30/06/2019	Jnl	4	79526	Medibank Private Ltd	22800.00	-	revaluation of direct equities to market value at year end
30/06/2019	Jnl	4	79527	Macquarie Group Ltd	2198.00	-	revaluation of direct equities to market value at year end
30/06/2019	Jnl	4	79545	Macquarie Capital Notes	300.00	-	revaluation of direct equities to market value at year end
30/06/2019	Jnl	4	79532	Qube Ltd	34615.00	-	revaluation of direct equities to market value at year end
30/06/2019	Jnl	4	79531	Reece Ltd	(14250.00)	-	revaluation of direct equities to market value at year end
30/06/2019	Jnl	4	79534	Ramsay Healthcare Ltd	18260.00	-	revaluation of direct equities to market value at year end
30/06/2019	Jnl	4	79536	Sonic Healthcare Ltd	31147.00	-	revaluation of direct equities to market value at year end
30/06/2019	Jnl	4	79537	Sydney Airports	8800.00	-	revaluation of direct equities to market value at year end
30/06/2019	Jnl	4	79560	Transurban Ltd	18111.97	-	revaluation of direct equities to market value at year end
30/06/2019	Jnl	4	79570	VGI Global Ltd	(116376.42)	-	revaluation of direct equities to market value at year end
30/06/2019	Jnl	4	79503	Westpac Bank	(9809.00)	-	revaluation of direct equities to market value at year end
30/06/2019	Jnl	4	79508	Wesfarmers	(71821.00)	-	revaluation of direct equities to market value at year end
30/06/2019	Jnl	4	79580	Worleys Parsons Ltd	(113257.39)	-	revaluation of direct equities to market value at year end
30/06/2019	Jnl	4	20402	Shares in listed companies	123193.58	-	revaluation of direct equities to market value at year end
30/06/2019	Jnl	4	79523	IDP Education Ltd	(9778.69)	-	revaluation of direct equities to market value at year end
30/06/2019	Jnl	4	79540	Centuria Urban Reit	(3250.00)	-	revaluation of direct equities to market value at year end
30/06/2019	Jnl	4	20402	Shares in listed companies	13028.69	-	revaluation of direct equities to market value at year end
30/06/2019	Jnl	4	79509	Commonwealth Bank	53237.00	-	revaluation of equities to market value at year end
30/06/2019	Jnl	4	79531	Reece Ltd	(200.00)	-	revaluation of equities to market value at year end

Client Code: POS503

Date	Type	Grp	Ref	Account	Description	Amount	Bal12	Narration
30/06/2019	Jnl	4	4	20402	Sharcs in listed companies	(53037.00)	-	revaluation of equities to market value at year end
30/06/2019	Jnl	5	5	55003	Distribution to members	155551.17	-	allocation of net earnings to members for the year
30/06/2019	Jnl	5	5	55102	Allocated earnings	(77677.73)	-	allocation of net earnings to members for the year
30/06/2019	Jnl	5	5	55202	Allocated earnings	(77873.44)	-	allocation of net earnings to members for the year
30/06/2019	Jnl	6	6	904	Provision for income tax	48409.02	-	tax expense for the year
30/06/2019	Jnl	6	6	944	Provision for deferred tax liability	8318.55	-	tax expense for the year
30/06/2019	Jnl	6	6	55105	Income tax expense on earnings	(28328.10)	-	tax expense for the year
30/06/2019	Jnl	6	6	55205	Income tax expense on earnings	(28399.47)	-	tax expense for the year

Debits: 3838042.62
Credits: (3838042.62)
Total: -

No. Trans: 86

POSH FOODS PTY LIMITED SUPERANNUATION FUND
MEMBERS ACCOUNTS
AS AT 30 JUNE 2019

MEMBER	SIMON BUDGEN	JUNE BUDGEN	INVESTMENT FLUCTUATION RESERVE	TOTAL
OPENING BALANCE	1,758,704.89	1,763,136.14	0.00	3,521,841.03
EMPLOYER CONTRIBUTIONS	0.00	0.00	0.00	0.00
MEMBER CONTRIBUTIONS	0.00	0.00	0.00	0.00
TAX APPLICABLE TO CONTRIBUTIONS	0.00	0.00	0.00	0.00
SURCHARGE ON CONTRIBUTIONS	0.00	0.00	0.00	0.00
BENEFITS TRANSFERRED IN	0.00	0.00	0.00	0.00
SHARE OF PROFIT (LOSS)	77,677.73	77,873.44	0.00	155,551.17
TAX APPLICABLE TO PROFIT	28,328.10	28,399.47	0.00	56,727.57
INSURANCE PREMIUMS PAID	0.00	0.00	0.00	0.00
BENEFITS PAID OUT	-110,000.00	-140,475.58	0.00	-250,475.58
TOTAL MEMBERS ACCOUNT	1,754,710.71	1,728,933.48	0.00	3,483,644.19
REPRESENTED BY				
TAX FREE COMPONENT				
CONTRIBUTIONS SEGMENT	11,628.49	11,198.31	0.00	22,826.79
CRYSTALLISED SEGMENT	1,118.40	881.53	0.00	1,999.93
TAXABLE COMPONENT				
TAXED ELEMENT	1,741,963.82	1,716,853.64	0.00	3,458,817.46
UNTAXED ELEMENT (INSURANCE COMPONENT)	0.00	0.00	0.00	0.00
TOTAL MEMBERS BENEFIT	1,754,710.71	1,728,933.48	0.00	3,483,644.19
ELIGIBLE SERVICE PERIOD				
DATE OF BIRTH	14/04/1941	12/09/1943		
AGE AT 30 JUNE 2019	78	75		
PERIOD START DATE	3-Mar-97	3-Mar-97		
PRE JUNE 1983 DAYS	0	0		
POST JUNE 1983 DAYS	8,154	8,154		
TOTAL SERVICE DAYS - 30/06/19	8,154	8,154		
MEMBERS RBL LIMIT - LUMP SUM	678,149.00	678,149.00		
EXCESS BENEFITS	1,064,933.22	1,039,586.17		
MEMBERS RBL LIMIT - PENSION	1,356,291.00	1,356,291.00		
EXCESS BENEFITS	386,791.22	361,444.17		

KEY NOTES AND FORMULAS		
CONTRIBUTIONS SEGMENT		
OPENING BALANCE - 01/07/2018	12,404.33	12,167.76
EXTERNAL FUND TRANSFERS	0.00	0.00
MEMBERS CONTRIBUTIONS	0.00	0.00
LESS: BENEFITS PAID	-775.84	-969.45
	11,628.49	11,198.31
CRYSTALLISED SEGMENT		
UNDEDUCTED CONTRIBUTIONS PRE 01/07/07	1,193.02	957.85
PRE JULY 1983 COMPONENT - PRE 01/07/07	0.00	0.00
EXTERNAL FUND TRANSFERS	0.00	0.00
CGT EXEMPT COMPONENT	0.00	0.00
CONCESSIONAL COMPONENT	0.00	0.00
POST JUNE 1994 INVALIDITY COMPONENT	0.00	0.00
LESS: BENEFITS PAID/ TRANSFERS OUT	-74.62	-76.32
	1,118.40	881.53
TAXABLE COMPONENT (TAXED ELEMENT)		
MEMBERS ACCOUNT BALANCE - 30/06/18	1,754,710.71	1,728,933.48
LESS: CONTRIBUTIONS SEGMENT	-11,628.49	-11,198.31
LESS: CRYSTALLISED SEGMENT	-1,118.40	-881.53
	1,741,963.82	1,716,853.64

NOTES

The following link should be used to verify the calculation of the crystallised segment as at 30 June 2007
<http://calculators.ato.gov.au/scripts/axos/axos.asp?CONTEXT=&KBS=SCC.xr4&go=ok>

POSH FOODS PTY LIMITED SUPERANNUATION FUND
MEMBERS ACCOUNTS
AS AT 30 JUNE 2019

EARNINGS RATE	2019	2018	2017	2016	2015	2014	2013	2012	2011
OPENING BALANCE OF FUND	3,521,841.03	3,018,534.01	3,239,157.45	3,396,270.52	2,439,880.65	2,129,833.82	1,785,664.40	1,708,218.05	1,519,396.34
NET FUND EARNINGS									
EARNINGS FOR YEAR	155,551.17	706,229.59	273,196.05	74,404.81	1,956,942.04	282,173.99	388,632.52	67,741.15	196,913.74
TAX APPLICABLE TO EARNINGS	56,727.57	-11,272.61	23,872.41	43,149.13	74,552.45	2,515.15	-12,902.10	16,197.97	(10,352.83)
NET FUND EARNINGS	212,278.74	694,956.98	297,068.46	117,553.94	2,031,494.49	284,689.14	375,730.42	83,939.12	186,560.91
AVERAGE EARNING RATE	6.03%	23.02%	9.17%	3.46%	83.26%	13.37%	21.04%	4.91%	12.28%
AVERAGE 5 YEAR RATE	24.99%	26.46%	26.06%	25.21%	26.97%	12.67%	9.68%	3.87%	6.11%

POSH FOODS PTY LIMITED SUPERANNUATION FUND
 INCOME TAX EXPENSE CALCULATION WORKSHEET
 FOR THE PERIOD ENDED 30 JUNE 2019

DESCRIPTION	INCOME TAX EXPENSE	PROVISION FOR TAX	FUTURE INCOME TAX BENEFIT		PROVISION FOR DEFERRED TAX					
			OPENING BALANCE	MOVEMENT	CLOSING BALANCE	OPENING BALANCE	MOVEMENT	CLOSING BALANCE		
ACCRUED BENEFITS FROM OPERATIONS	155,551.00	-155,551.00								
PERMANENT DIFFERENCES										
PENALTIES & FINES	0.00	0.00								
IMPUTATION CREDITS	48,409.00	-48,409.00								
FOREIGN TAX CREDITS	0.00	0.00								
WITHHOLDING TAX	0.00	0.00								
NON ASSESSABLE PORTION OF TRUST DISTRIBUTIONS	0.00	0.00								
NON ASSESSABLE TRUST CAPITAL GAINS	-31,860.00	31,860.00								
NON ASSESSABLE PORTION OF REALISED CAPITAL GAINS	0.00	0.00								
EXEMPT PENSION INCOME MEMBER CONTRIBUTIONS	-255,285.00	255,285.00								
1/3 DISCOUNT ON UNREALISED CAPITAL GAINS	27,728.00	-27,728.00								
TIMING DIFFERENCES										
TAX DEFERRED TRUST DIST		0.00								
UNREALISED CAPITAL GAINS		-83,165.00								
less PERMANENT DIFFERENCE										
DISC ON UNREALISED CAP GAINS		27,728.00								
TAX LOSSES										
Tax losses incurred	0.00	0.00								
TOTAL ASSESSABLE INCOME	-55,457.00	0.00	0.00	0.00	0.00	0.00	-55,457.00	55,457.00	-529,999.01	
TAX PAYABLE AT 15%	-8,318.55	0.00	0.00	0.00	0.00	0.00	-8,318.40	8,318.55	-79,459.85	
IMPUTATION CREDITS	-48,409.02	48,409.02								
FOREIGN TAX CREDITS	0.00	0.00								
TFN TAX	0.00	0.00								
TOTAL TAX PAYABLE	-56,727.57	48,409.02	0.00	0.00	0.00	0.00	-87,816.40	8,318.55	-79,459.85	

MANAGED FUND TAX ADJUSTMENTS	IMPUTATION CREDITS	FOREIGN TAX CREDITS	TAX FREE INCOME	TAX DEF INCOME	DISCOUNT CAP GAINS	TFN TAX
COLONIAL MANAGED FUNDS	0.00	0.00	0.00	0.00	0.00	0.00
LISTED EQUITIES	48,409.02	0.00	0.00	0.00	31,860.23	0.00
DASAJ PROPERTY TRUST	0.00	0.00	0.00	0.00	0.00	0.00
NAME OF FUND	0.00	0.00	0.00	0.00	0.00	0.00
CARRY FWD AMOUNT	0.00	0.00	0.00	0.00	0.00	0.00
TOTALS	48,409.02	0.00	0.00	0.00	31,860.23	0.00

DEFERRED TAX LIABILITY PROOF

ASSETS - MARKET VALUE @ 30/06/2019

DIRECT EQUITIES MANAGED FUNDS	3,498,289.00
TOTAL ASSETS - MARKET VALUE	3,498,289.00

ASSETS - COST @ 30/6/2019

DIRECT EQUITIES MANAGED FUNDS	2,672,136.54
TOTAL ASSETS - MARKET VALUE	2,672,136.54

NET INCREMENT TO 30/06/2017

TAX DEFERRED INCOME C/FWD	YEAR 2000 - 2011	YEAR 2012	YEAR 2013	YEAR 2014	YEAR 2015	YEAR 2016	YEAR 2017	REDEEMED	TOTAL
COLONIAL MANAGED FUNDS	2,843.00	28.44	6.09	1,174.43	31.45	5,376.17	0.00	-9,459.58	0.00
C/FWD END OF YEAR	0.00	0.00	0.00	0.00	0.00	0.00	0.00	0.00	0.00
TOTALS	2,843.00	28.44	6.09	1,174.43	31.45	5,376.17	0.00	-9,459.58	0.00

TOTAL UNREALISED INCOME

OGT CONCESSION APPLIED - 1/3

TOTAL UNREALISED TAXABLE INCOME	826,152.46
TAX RATE APPLIED - 15%	275,384.15
VARIANCE (AS PER 2010)	550,768.31

NOTE THERE HAS ALWAYS BEEN A VARIANCE IN THE PDIT RECONCILIATION SINCE THEY WERE A CLIENT OF SWT. IT IS MAINLY A RESULT OF THE INABILITY TO TRACE THE COST OF ST GEORGE BANK SHARES (WHICH HAS SINCE BEEN TAKEN OVER BY WESTPAC). IN 2010 A VARIANCE OF (\$42,267.29) WAS CALCULATED FOR PDIT. AS LONG AS THE VARIANCE REMAINS THE SAME FOR THE ENSUING YEARS, THEN THE PDIT JOURNALS/CALCULATIONS WILL STILL BE ENTERED. IF/WHEN THE SUPER FUND CONVERTS TO A PENSION, THEN THE VARIANCE WILL BE TRANSFERRED INTO INCOME TAX EXPENSE AND THE NET TAX EFFECT WILL BE NIL AS PER RMT.

Dividends Received
For Period 01/07/2018 to 30/06/2019

	Date	Dividend Received	Re-invest	Franked Amount	Unfranked Amount	Imputation Credit	Withholding Tax
SHARES IN LISTED COMPANIES							
ANZ BANK ORDINARY FULLY PAID	02/07/2018	2400.00	-	2400.00	-	1028.57	-
ANZ BANK ORDINARY FULLY PAID	18/12/2018	2400.00	-	2400.00	-	1028.57	-
ANZ BANK CAP NOTE							
3-BBSW+4.70% PERP NON-CUM RED							
T-03-24	20/09/2018	1198.50	-	1198.50	-	513.64	-
ANZ BANK CAP NOTE							
3-BBSW+4.70% PERP NON-CUM RED							
T-03-24	20/11/2018	1155.30	-	1155.30	-	495.13	-
ANZ BANK CAP NOTE							
3-BBSW+4.70% PERP NON-CUM RED							
T-03-24	20/03/2019	1167.20	-	1167.20	-	500.23	-
ANZ BANK CAP NOTE							
3-BBSW+4.70% PERP NON-CUM RED							
T-03-24	20/06/2019	1150.40	-	1150.40	-	493.03	-
BHP BLT ORDINARY FULLY PAID	25/09/2018	3541.81	-	3541.81	-	1517.92	-
BHP BLT ORDINARY FULLY PAID	30/01/2019	5650.97	-	5650.97	-	2421.84	-
BHP BLT ORDINARY FULLY PAID	26/03/2019	3123.29	-	3123.29	-	1338.55	-
CWLTH BANK ORDINARY FULLY PAID	28/09/2018	6826.05	-	6826.05	-	2925.45	-
CWLTH BANK ORDINARY FULLY PAID	28/03/2019	5910.00	-	5910.00	-	2532.86	-
CWLTH BANK CAP NOTE							
3-BBSW+3.90% PERP NON-CUM RED							
T-03-22	17/09/2018	247.08	-	247.08	-	105.89	-
CWLTH BANK CAP NOTE							
3-BBSW+3.90% PERP NON-CUM RED							
T-03-22	17/12/2018	238.83	-	238.83	-	102.36	-
CWLTH BANK CAP NOTE							
3-BBSW+3.90% PERP NON-CUM RED							
T-03-22	15/03/2019	240.12	-	240.12	-	102.91	-
CHALLENGER ORDINARY FULLY PAID	26/09/2018	1800.00	-	1800.00	-	771.43	-
CHALLENGER ORDINARY FULLY PAID	26/03/2019	1750.00	-	1750.00	-	750.00	-
CHALLENGER CAP NOTE							
3-BBSW+4.40% PERP NON-CUM RED							
T-05-23	22/08/2018	649.60	-	649.60	-	278.40	-
CHALLENGER CAP NOTE							
3-BBSW+4.40% PERP NON-CUM RED							
T-05-23	22/11/2018	649.60	-	649.60	-	278.40	-
CHALLENGER CAP NOTE							
3-BBSW+4.40% PERP NON-CUM RED							
T-05-23	22/02/2019	649.60	-	649.60	-	278.40	-
CHALLENGER CAP NOTE							
3-BBSW+4.40% PERP NON-CUM RED							
T-05-23	22/05/2019	620.60	-	620.60	-	265.97	-
CENTIMTRET ORDINARY UNITS							
FULLY PAID	27/07/2018	1110.62	-	-	1110.62	-	-
CENTIMTRET ORDINARY UNITS							
FULLY PAID	26/10/2018	1110.62	-	-	1110.62	-	-
CENTIMTRET ORDINARY UNITS							

Dividends Received
For Period 01/07/2018 to 30/06/2019

Date	Dividend Received	Re-Invest	Franked Amount	Unfranked Amount	Imputation Credit	Withholding Tax
04/02/2019	1912.50	-	-	1912.50	-	-
12/10/2018	1533.83	-	-	1533.83	-	-
12/04/2019	1443.81	-	-	1443.81	-	-
28/09/2018	700.00	-	-	700.00	-	-
26/03/2019	700.00	-	700.00	-	300.00	-
	ORDINARY/UNITS FULLY PAID					
	ALE PROPERTY GROUP					
05/09/2018	2090.00	-	-	2090.00	-	-
	STAPLED SECURI					
	ALE PROPERTY GROUP					
	ORDINARY/UNITS FULLY PAID					
05/03/2019	2090.00	-	-	2090.00	-	-
09/11/2018	2670.00	-	2670.00	-	1144.29	-
17/05/2019	2670.00	-	2670.00	-	1144.29	-
27/09/2018	2880.00	-	2880.00	-	1234.29	-
28/03/2019	2280.00	-	2280.00	-	977.14	-
03/07/2018	4041.60	-	1818.72	2222.88	779.45	-
18/12/2018	2715.45	-	1221.95	1493.50	523.69	-
	MACQ GROUP ORDINARY FULLY PAID					
	MACQUARIE GROUP LIMITED CAP					
17/09/2018	2269.80	-	1021.41	1248.39	437.75	-
	NOTE 6-BBSW+5.15% PERP NON-CUM					
	MACQUARIE GROUP LIMITED CAP					
18/03/2019	2274.23	-	1023.40	1250.83	438.60	-
	NOTE 6-BBSW+5.15% PERP NON-CUM					
	MACQUARIE GROUP LIMITED CAP					
18/03/2019	2274.23	-	1023.40	1250.83	438.60	-
19/10/2018	2304.00	-	2304.00	-	987.43	-
04/04/2019	1384.29	-	1384.29	-	593.27	-
25/10/2018	712.50	-	712.50	-	305.36	-
28/03/2019	300.00	-	300.00	-	128.57	-
28/09/2018	865.00	-	865.00	-	370.71	-
29/03/2019	600.00	-	600.00	-	257.14	-
27/09/2018	1960.00	-	588.00	1372.00	252.00	-
26/03/2019	1574.10	-	314.82	1259.28	134.92	-
26/03/2019	1320.00	-	264.00	1056.00	113.14	-
	SYDAIRPORT UNITS FULLY PAID					
14/08/2018	1850.00	-	-	1850.00	-	-
	STAPLED SECURITIES US PROHIBIT					
14/02/2019	1900.00	-	-	1900.00	-	-
	SYDAIRPORT UNITS FULLY PAID					
	STAPLED SECURITIES US PROHIBIT					
	TRANSURBAN ORDINARY					
15/02/2019	1537.00	-	53.03	1483.97	22.73	-
	SHARES/UNITS FULLY PAID					
	TRIPLE STAPLED					
	TRANSURBAN ORDINARY					
	SHARES/UNITS FULLY PAID					
15/02/2019	1537.00	-	53.03	1483.97	22.73	-
04/07/2018	9808.90	-	9808.90	-	4203.81	-
20/12/2018	9808.90	-	9808.90	-	4203.81	-
24/06/2019	9808.90	-	9808.90	-	4203.81	-
27/09/2018	6529.20	-	6529.20	-	2798.23	-
10/04/2019	10882.00	-	10882.00	-	4663.71	-
	WESFARMER ORDINARY FULLY PAID					

Date	Dividends Received					Imputation Credit	Withholding Tax
	Dividend Received	Re-Invest	Franked Amount	Unfranked Amount	For Period 01/07/2018 to 30/06/2019		
	142817.43	-	112954.40	29863.03		48409.02	-
Total	142817.43	-	112954.40	29863.03		48409.02	-



Australian Government
Australian Taxation Office

Agent STIRLING WARTON TAYLOR PTY LIMITED
Client POSH FOODS PTY LIMITED SUPERANNUATION FUND
ABN 24 985 864 914
TFN 97 104 349

Income tax 551

Date generated	11/02/2020
Overdue	\$0.00
Not yet due	\$0.00
Balance	\$0.00

Transactions

2 results found - from **01 July 2018** to **11 February 2020** sorted by **processed date** ordered **oldest to newest**

Processed date	Effective date	Description	Debit (DR)	Credit (CR)	Balance
12 Apr 2019	12 Apr 2019	Tax return Self Man Superfund - Income Tax for the period from 01 Jul 17 to 30 Jun 18		\$41,076.99	\$41,076.99 CR
15 Apr 2019	18 Apr 2019	EFT refund for Income Tax for the period from 01 Jul 17 to 30 Jun 18	\$41,076.99		\$0.00



Australian Government
Australian Taxation Office

Agent STIRLING WARTON TAYLOR PTY LIMITED
Client POSH FOODS PTY LIMITED
SUPERANNUATION FUND
ABN 24 985 864 914
TFN 97 104 349

Activity statement 001

Date generated	11/02/2020
Overdue	\$0.00
Not yet due	\$0.00
Balance	\$0.00

Transactions

0 results found - from **01 July 2018** to **11 February 2020** sorted by **processed date** ordered **oldest to newest**



Statement of Account
POWER SAVER

010

THE POSH FOODS P/L SUPER FUND
C/- S & J BUDGEN
37 WENTWORTH ST
RANDWICK NSW 2031

Customer Enquiries 133 700
(24 hours, seven days)
BSB Number 112-879
Account Number 067462955
Statement Period 09/12/2018 to 08/06/2019
Statement No. 49(page 1 of 3)

THE POSH FOODS P/L SUPER FUND

Account Summary

Opening Balance	Total Credits	Total Debits	Closing Balance
46.67	+ 414.04	- 414.04	= 46.67

Transaction Details

Date	Transaction Description	Debit	Credit	Balance \$
09 DEC	OPENING BALANCE			46.67
19 DEC	INTERNET DEPOSIT 19DEC 16:22 telstra a/c		414.04	460.71
19 DEC	TFR WDL BPAY INTERNET 19DEC 16:23 TO TELSTRA CORP LTD 2000445777475	414.04		46.67
08 JUN	CLOSING BALANCE			46.67

Interest Details

	Credit Interest	Debit Interest
Year to Date	\$0.00	\$0.00
Previous Year	\$0.03	\$0.00

Information

- Please check all entries on this statement and inform the Bank promptly of any error or unauthorised transaction.
- If your card is lost or stolen, please call us immediately on 1800 028 208.
- This statement should be retained for taxation purposes.
- When enquiring about the "termination value" of your account, you can visit your nearest branch or call 1300 658 120 and say "existing account".
- To contact us to make suggestions, compliments or find out more about our products and services, please call the customer enquiries number on this statement. This service may also be used to address and resolve complaints.

It may be time to change products. Learn more about your options. This product is no longer available for sale. Visit us in branch or call 13 33 30 to see if switching to another product with the latest features may better suit your needs.



Statement of Account
POWER SAVER

010

THE POSH FOODS P/L SUPER FUND
C/- S & J BUDGEN
37 WENTWORTH ST
RANDWICK NSW 2031

Customer Enquiries 133 700
(24 hours, seven days)
BSB Number 112-879
Account Number 067462955
Statement Period 09/06/2018 to 08/12/2018
Statement No. 48(page 1 of 3)

THE POSH FOODS P/L SUPER FUND

Account Summary

Opening Balance	Total Credits	Total Debits	Closing Balance
82.37	5,000.00	5,035.70	46.67

Transaction Details


Date	Transaction Description	Debit	Credit	Balance \$
09 JUN	OPENING BALANCE			82.37
26 JUN	TFR WDL BPAY INTERNET26JUN 08:47 TO SYDNEY WATER 41304910007	13.20		69.17
30 AUG	INTERNET DEPOSIT 30AUG 09:28 FROM 0000421732082		5,000.00	5,069.17
30 AUG	CASH WITHDRAWAL	5,000.00		69.17
31 AUG	OVER COUNTER/EXPRESS DEP FEES	2.50		66.67
15 NOV	INTERNET WITHDRAWAL 15NOV 07:32 Golf staff fund	20.00		46.67
08 DEC	CLOSING BALANCE			46.67

Interest Details

	Credit Interest	Debit Interest
Year to Date	\$0.00	\$0.00
Previous Year	\$0.03	\$0.00

Information

- Please check all entries on this statement and inform the Bank promptly of any error or unauthorised transaction.
- If your card is lost or stolen, please call us immediately on 1800 028 208.
- This statement should be retained for taxation purposes.
- When enquiring about the "termination value" of your account, you can visit your nearest branch or call 1300 658 120 and say "existing account".
- To contact us to make suggestions, compliments or find out more about our products and services, please call the customer enquiries number on this statement. This service may also be used to address and resolve complaints.



MACQUARIE

Macquarie Cash Management Account

MACQUARIE BANK LIMITED
ABN 46 008 583 542 AFSL 237502

enquiries 1800 806 310
fax 1800 550 140
www.macquarie.com.au

GPO Box 2520
Sydney, NSW 2001



MRS J L BUDGEN &
MR S W BUDGEN
37 WENTWORTH STREET
RANDWICK NSW 2031

1 Shelley Street
Sydney, NSW 2000

account balance **\$3,020.10**
as at 31 Dec 18

account name JUNE LYNETTE BUDGEN &
SIMON WILLIAM BUDGEN ATF POSH FOODS
PTY LTD SUPERANNUATION FUND
account no. 120000757

transaction	description	debits	credits	balance
30.06.18	OPENING BALANCE			109,304.04
02.07.18	DEPOSIT ANZ DIVDEND A065/00371042		2,400.00	111,704.04
03.07.18	DEPOSIT MQG FNL DIV 001216056149		4,041.60	115,745.64
04.07.18	DEPOSIT WBC DIVDEND 001216404283		9,808.90	125,554.54
04.07.18	Funds transfer TRANSACT FUNDS TFR TO S AND J BUDGEN	6,441.60		119,112.94
09.07.18	Funds transfer TRANSACT FUNDS TFR TO S AND J BUDGEN	9,808.90		109,304.04
27.07.18	DEPOSIT CMA DIST PAYMENT JUL18/00082541		1,110.62	110,414.66
31.07.18	Interest MACQUARIE CMA INTEREST PAID*		117.32	110,531.98
03.08.18	Funds transfer TRANSACT FUNDS TFR TO S AND J BUDGEN	1,110.62		109,421.36
09.08.18	Funds transfer B EEGXX 1265237 47810153	25,304.74		84,116.62
14.08.18	DEPOSIT SYD DISTRIBUTION AUG18/00873556		1,850.00	85,966.62

how to make a transaction

online
Log in to www.macquarie.com.au/personal

by phone
Call 133 275 to make a phone transaction

transfers from another bank account
Transfer funds from another bank to this account:
BSB 182 222
ACCOUNT NO. 120000757

deposits using BPay
From another bank



Bill code: 20206
Ref: 120 000 757

continued on next



Macquarie Cash Management Account

enquiries 1800 808 310

account name JUNE LYNETTE BUDGEN &
SIMON WILLIAM BUDGEN ATF POSH FOODS
PTY LTD SUPERANNUATION FUND
account no. 120000757

transaction	description	debits	credits	balance
15.08.18	Funds transfer TRANSACT FUNDS TFR TO S AND J BUDGEN	1,850.00		84,116.62
20.08.18	DEPOSIT S BLD 10000 48254628		64,662.10	148,778.72
22.08.18	DEPOSIT CHALLENGER LTD 18AUG/00803276		649.60	149,428.32
27.08.18	DEPOSIT S WOR 5000 48695995		100,165.42	249,593.74
27.08.18	Funds transfer TRANSACT FUNDS TFR TO S AND J BUDGEN	649.60		248,944.14
31.08.18	Interest MACQUARIE CMA INTEREST PAID*		140.30	249,084.44
05.09.18	DEPOSIT ALE PROPERTY SEP18/00804030		2,090.00	251,174.44
17.09.18	DEPOSIT MQGPB S00092736636		2,269.80	253,444.24
17.09.18	DEPOSIT PERLS IX 001221400973		247.08	253,691.32
18.09.18	Funds transfer TRANSACT FUNDS TFR TO S AND J BUDGEN	4,606.88		249,084.44
20.09.18	DEPOSIT CAP NOTES 4 DIST C4S18/00614076		1,198.50	250,282.94
25.09.18	DEPOSIT BHP LTD DIVIDEND AF377/01207059		3,541.81	253,824.75
25.09.18	Funds transfer TRANSACT FUNDS TFR TO S AND J BUDGEN	1,198.50		252,626.25
25.09.18	Funds transfer B EEGYY 3734763 50452438	74,695.26		177,930.99
26.09.18	DEPOSIT CHALLENGER LTD SEP18/00827485		1,800.00	179,730.99
27.09.18	DEPOSIT SONIC HEALTHCARE SEP18/00844701		1,960.00	181,690.99
27.09.18	DEPOSIT WESFARMERS LTD FIN18/01107525		6,529.20	188,220.19
27.09.18	DEPOSIT MEDIBANK DIV FIN18/01025039		2,880.00	191,100.19
28.09.18	Interest MACQUARIE CMA INTEREST PAID*		249.71	191,349.90
28.09.18	DEPOSIT CBA FNL DIV 001218444465		6,826.05	198,175.95
28.09.18	DEPOSIT RHCL Dividend S00092736636		865.00	199,040.95
28.09.18	DEPOSIT HSO DIV SEP18/00817635		700.00	199,740.95
05.10.18	Funds transfer B TCL 5300 51040026	60,010.03		139,730.92
05.10.18	Funds transfer TRANSACT FUNDS TFR TO S AND J BUDGEN	6,529.20		133,201.72
08.10.18	Funds transfer TRANSACT FUNDS TFR TO S AND J BUDGEN	18,572.86		114,628.86
08.10.18	Funds transfer TRANSACT FUNDS TFR TO S AND J BUDGEN	110,000.00		4,628.86

continued on next



Macquarie Cash Management Account

enquiries 1800 806 310

account name JUNE LYNETTE BUDGEN &
SIMON WILLIAM BUDGEN ATF POSH FOODS
PTY LTD SUPERANNUATION FUND
account no. 120000757

transaction	description	debits	credits	balance
12.10.18	DEPOSIT CSL LTD DIVIDEND 18AUD/00916164		1,533.83	6,162.69
18.10.18	Funds transfer TRANSACT FUNDS TFR TO S AND J BUDGEN	1,533.83		4,628.86
19.10.18	DEPOSIT QUB DIVIDEND 18FIN/00821243		988.78	5,617.64
19.10.18	DEPOSIT QUB DIVIDEND FIN18/00819430		1,384.29	7,001.93
22.10.18	Funds transfer B CNI 45000 51937710	303.02		6,698.91
26.10.18	DEPOSIT CENTURIA METROPO S00092736636		1,110.62	7,809.53
30.10.18	Funds transfer TRANSACT FUNDS TFR TO S AND J BUDGEN	2,373.07		5,436.46
30.10.18	Funds transfer TRANSACT FUNDS TFR TO S AND J BUDGEN	1,110.62		4,325.84
31.10.18	Interest MACQUARIE CMA INTEREST PAID*		42.55	4,368.39
09.11.18	DEPOSIT MAGELLAN FLAGSHIP S00092736636		2,670.00	7,038.39
13.11.18	Funds transfer TRANSACT FUNDS TFR TO S AND J BUDGEN	2,670.00		4,368.39
22.11.18	DEPOSIT CHALLENGER LTD 18NOV/00803231		649.60	5,017.99
28.11.18	Funds transfer TRANSACT FUNDS TFR TO S AND J BUDGEN	649.60		4,368.39
30.11.18	Interest MACQUARIE CMA INTEREST PAID*		0.29	4,368.68
03.12.18	DEPOSIT S COL 5441 54357987		66,911.79	71,280.47
04.12.18	Funds transfer TRANSACT FUNDS TFR TO S AND J BUDGEN	66,911.79		4,368.68
17.12.18	DEPOSIT PERLS IX 001223684253		238.83	4,607.51
18.12.18	DEPOSIT MQG S00092736636		2,715.45	7,322.96
18.12.18	DEPOSIT ANZ DIVIDEND A086/00717568		2,400.00	9,722.96
18.12.18	Funds transfer TRANSACT FUNDS TFR TO S AND J BUDGEN	2,715.45		7,007.51
19.12.18	Funds transfer TRANSACT FUNDS TFR TO S AND J BUDGEN	2,400.00		4,607.51
20.12.18	DEPOSIT WBC DIVIDEND 001223250464		9,808.90	14,416.41
20.12.18	DEPOSIT CAP NOTES 4 DIST C4D18/00613886		1,155.30	15,571.71
28.12.18	Funds transfer TRANSACT FUNDS TFR TO S AND J BUDGEN	11,001.76		4,569.95
28.12.18	Funds transfer TRANSACT FUNDS TFR TO S AND J BUDGEN	1,555.30		3,014.65
31.12.18	Interest MACQUARIE CMA INTEREST PAID*		5.45	3,020.10

continued on next



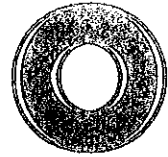
Macquarie Cash Management Account

enquiries 1800 806 310

account name JUNE LYNETTE BUDGEN &
SIMON WILLIAM BUDGEN ATF POSH FOODS
PTY LTD SUPERANNUATION FUND
account no. 120000757

transaction	description	debits	credits	balance
	CLOSING BALANCE AS AT 31 DEC 18	414,002.63	307,718.69	3,020.10

* Stepped interest rates as at 31 December 2018: balances \$0.00 to \$4,999.99 earned 0.00%; balances \$5,000.00 and above earned 1.30%



MACQUARIE

Macquarie Cash Management Account

MACQUARIE BANK LIMITED
ABN 46 008 583 542 AFSL 237502

enquiries 1800 806 310
fax 1800 550 140
www.macquarie.com.au

GPO Box 2520
Sydney, NSW 2001



MRS J L BUDGEN &
MR S W BUDGEN
37 WENTWORTH STREET
RANDWICK NSW 2031

1 Shelley Street
Sydney, NSW 2000

account balance **\$16,401.32**
as at 30 Jun 19

account name JUNE LYNETTE BUDGEN &
SIMON WILLIAM BUDGEN ATF POSH FOODS
PTY LTD SUPERANNUATION FUND
account no. 120000757

transaction	description	debits	credits	balance
31.12.18	OPENING BALANCE			3,020.10
29.01.19	Deposit		JUNE BUDGEN S and J Budgen 50,000.00	53,020.10
30.01.19	Deposit		BHP GROUP DIV AS378/01215286 5,650.97	58,671.07
31.01.19	Interest		MACQUARIE CMA INTEREST PAID* 4.86	58,675.93
31.01.19	Funds transfer	B EEG 1165000 56912033 18,960.14		39,715.79
01.02.19	Funds transfer	B EEG 1835000 56919196 30,444.11		9,271.68
14.02.19	Deposit		SYD DISTRIBUTION FEB19/00874181 1,900.00	11,171.68
15.02.19	Deposit		TCL DIV/DIST AUI19/00866590 1,537.00	12,708.68
18.02.19	Funds transfer	TRANSACT FUNDS TFR TO S AND J BUDGEN 3,437.00		9,271.68
22.02.19	Deposit		CHALLENGER LTD 19FEB/00903219 649.60	9,921.28
25.02.19	Funds transfer	TRANSACT FUNDS TFR TO S AND J BUDGEN 649.60		9,271.68

how to make a transaction

online
Log in to www.macquarie.com.au/personal

by phone
Call 133 275 to make a phone transaction

transfers from another bank account
Transfer funds from another bank to this account:
BSB 182 222
ACCOUNT NO. 120000757

deposits using BPay
From another bank



Bill code: 20206
Ref: 120 000 757

continued on next



Macquarie Cash Management Account

enquiries 1800 806 310

account name JUNE LYNETTE BUDGEN &
SIMON WILLIAM BUDGEN ATF POSH FOODS
PTY LTD SUPERANNUATION FUND
account no. 120000757

transaction	description	debits	credits	balance
28.02.19	Interest		4.74	9,276.42
05.03.19	Deposit		2,090.00	11,366.42
06.03.19	Deposit		1,912.50	13,278.92
06.03.19	Funds transfer	2,090.00		11,188.92
06.03.19	Funds transfer	5,650.97		5,537.95
07.03.19	Funds transfer	1,912.50		3,625.45
15.03.19	Deposit		240.12	3,865.57
18.03.19	Deposit		2,274.23	6,139.80
19.03.19	Funds transfer	2,514.35		3,625.45
20.03.19	Deposit		1,167.20	4,792.65
21.03.19	Funds transfer	1,169.20		3,623.45
26.03.19	Deposit		1,574.10	5,197.55
26.03.19	Deposit		700.00	5,897.55
26.03.19	Deposit		3,123.23	9,020.78
26.03.19	Deposit		1,750.00	10,770.78
27.03.19	Funds transfer	7,147.33		3,623.45
28.03.19	Deposit		5,910.00	9,533.45
28.03.19	Deposit		300.00	9,833.45
28.03.19	Deposit		2,280.00	12,113.45
29.03.19	Interest		1.36	12,114.81
29.03.19	Deposit		600.00	12,714.81
29.03.19	Funds transfer	9,630.00		3,084.81
04.04.19	Deposit		494.39	3,579.20
04.04.19	Deposit		1,384.29	4,963.49
05.04.19	Funds transfer	1,878.68		3,084.81
10.04.19	Deposit		10,882.00	13,966.81

continued on next



Macquarie Cash Management Account

enquiries 1800 806 310

account name JUNE LYNETTE BUDGEN &
 SIMON WILLIAM BUDGEN ATF POSH FOODS
 PTY LTD SUPERANNUATION FUND
 account no. 120000757

transaction	description	debits	credits	balance
11.04.19	Funds transfer TRANSACT FUNDS TFR TO S AND J BUDGEN	2,960.68		11,006.13
12.04.19	Deposit CSL LTD DIVIDEND AUD19/00920584		1,443.81	12,449.94
12.04.19	Funds transfer TRANSACT FUNDS TFR TO S AND J BUDGEN	10,882.00		1,567.94
18.04.19	Deposit ATO ATO00800010561939		41,076.99	42,644.93
23.04.19	Funds transfer TRANSACT FUNDS TFR TO S AND J BUDGEN	41,076.99		1,567.94
30.04.19	Interest MACQUARIE CMA INTEREST PAID*		7.23	1,575.17
02.05.19	Interest REBATE OF ADVISER COMMISSION		1.98	1,577.15
15.05.19	Deposit S HSO 20000 63913536		48,694.92	50,272.07
17.05.19	Deposit MAGELLAN FLAGSHIP S00092736636		2,670.00	52,942.07
22.05.19	Deposit CHALLENGER LTD 19MAY/00803106		620.60	53,562.67
30.05.19	Deposit S CBAPF 235 65102053		24,099.84	77,662.51
31.05.19	Interest MACQUARIE CMA INTEREST PAID*		30.77	77,693.28
04.06.19	Interest REBATE OF ADVISER COMMISSION		6.65	77,699.93
05.06.19	Funds transfer NET PROCEEDS	61,318.42		16,381.51
20.06.19	Deposit CAP NOTES 4 DIST C4J19/00613366		1,150.40	17,531.91
24.06.19	Deposit WBC DIVIDEND 001229567102		9,808.90	27,340.81
26.06.19	Funds transfer TRANSACT FUNDS TFR TO S AND J BUDGEN	10,959.30		16,381.51
28.06.19	Interest MACQUARIE CMA INTEREST PAID*		19.81	16,401.32

continued on next



Macquarie Cash Management Account

enquiries 1800 806 310

account name JUNE LYNETTE BUDGEN &
SIMON WILLIAM BUDGEN ATF POSH FOODS
PTY LTD SUPERANNUATION FUND
account no. 120000757

transaction	description	debits	credits	balance
	CLOSING BALANCE AS AT 30 JUN 19	212,681.27	226,062.49	16,401.32

* Stepped interest rates as at 30 June 2019: balances \$0.00 to \$4,999.99 earned 0.00%; balances \$5,000.00 and above earned 1.05%

annual interest summary 2018/2019

INTEREST PAID		624.39
TOTAL REBATE OF ADVISER COMMISSION	8.63	
TOTAL INCOME PAID		633.02

continued on next

Investments Schedule

For Period 01/07/2018 to 30/06/2019

	Units	Open Cost	Units	Additions Cost	Units	Disposals Value	Profit (Loss)	Cap. Gain (Loss)	Units	Close Cost	Quote	Market Value
SHARES IN LISTED COMPANIES												
ANZ BANK ORDINARY FULLY PAID	3000	98685.77	-	-	-	-	-	-	3000	98685.77	28.210	84630
ANZ BANK CAP NOTE												
3-BBSW+4.70% PERP NON-CUM RED	1000	100000.00	-	-	-	-	-	-	1000	100000.00	107.900	107900
T-03-24	4000	120203.57	-	-	-	-	-	-	4000	120203.57	41.160	164640
BHP BLT ORDINARY FULLY PAID	10000	59486.75	-	-	(10000)	(64662.10)	5175.35	3450.23	-	-	5.120	-
BORAL LTD ORDINARY FULLY PAID	2955	184978.13	-	-	-	-	-	-	2955	184978.13	82.780	244615
CWLTH BANK ORDINARY FULLY PAID												
CWLTH BANK CAP NOTE												
3-BBSW+3.90% PERP NON-CUM RED	235	23500.00	-	-	(235)	(24099.84)	599.84	399.89	-	-	104.500	-
T-03-22	10000	64275.95	-	-	-	-	-	-	10000	64275.95	6.640	66400
CHALLENGER ORDINARY FULLY PAID												
CHALLENGER CAP NOTE												
3-BBSW+4.40% PERP NON-CUM RED	580	58000.00	-	-	-	-	-	-	580	58000.00	105.600	61248
T-05-23												
CENTMTRIT ORDINARY UNITS	24544	25865.64	-	-	(24544)	(1912.50)	(23953.14)	(23953.14)	-	-	2.800	-
FULLY PAID												
CENTURIA FULLY PAID												
ORDINARY/UNITS STAPLED												
SECURITIES												
COLESGROUP ORDINARY FULLY PAID	-	-	45000	59209.48	-	-	-	-	45000	59209.48	1.765	79425
CSL ORDINARY FULLY PAID	1200	90972.63	-	0.01	(5441)	(66911.79)	66911.78	66911.78	-	-	13.350	-
CENTURIA URBAN REIT	25000	52691.50	-	-	(25000)	(59906.46)	6214.96	4143.31	1200	90972.63	215.000	258000
EMPIRE ENE ORDINARY FULLY PAID												
HEALTHSCPE ORDINARY FULLY PAID												
ALE PROPERTY GROUP	20000	57873.55	-	-	(20000)	(48694.92)	(9178.63)	(9178.63)	800000	149404.25	0.130	-
ORDINARY/UNITS FULLY PAID												
STAPLED SECURI												
MAG FLAG ORDINARY FULLY PAID	20000	77794.85	-	-	-	-	-	-	20000	77794.85	5.100	102000
MEDIBANK ORDINARY FULLY PAID	178000	332683.13	-	-	-	-	-	-	178000	332683.13	2.900	516200
MACQ GROUP ORDINARY FULLY PAID	40000	100220.05	-	-	-	-	-	-	40000	100220.05	3.490	139600
MACQUARIE GROUP LIMITED CAP	1263	90026.18	-	-	-	-	-	-	1263	90026.18	125.390	158368
NOTE 6-BBSW+5.15% PERP NON-CUM	750	75000.00	-	-	-	-	-	-	750	75000.00	107.350	80513
QUBE ORDINARY FULLY PAID	49439	118832.03	-	-	-	-	-	-	49439	118832.03	3.040	150295
REECE ORDINARY FULLY PAID	5000	62568.45	-	-	-	-	-	-	5000	62568.45	9.760	48800
RAMSAY ORDINARY FULLY PAID	1000	60495.00	-	-	-	-	-	-	1000	60495.00	7.2240	72240
SONIC HLTH ORDINARY FULLY PAID	4770	84491.35	-	-	-	-	-	-	4770	84491.35	27.100	129267
SYDAIRPORT UNITS FULLY PAID												
STAPLED SECURITIES US PROHIBIT												
TRANSURBAN ORDINARY	10000	67653.58	-	-	-	-	-	-	10000	67653.58	8.040	80400
SHARES/UNITS FULLY PAID												
TRIPLE STAPLED												
VGI GLOBAL ORDINARY FULLY PAID	-	-	5300	60010.03	-	-	-	-	5300	60010.03	14.740	78122
VSTA GRP ORDINARY FULLY PAID	67500	135000.00	-	-	(67500)	(0.01)	(134999.99)	(134999.99)	90693	196318.42	2.370	214942
WESTPAC BANKING CORP FPO	10435	279755.57	-	-	-	-	-	-	10435	279755.57	28.360	295937
WESFARMER ORDINARY FULLY PAID	5441	140558.22	-	-	-	-	-	-	5441	140558.22	36.160	196747
WORLEYPARS ORDINARY FULLY PAID	5000	74308.03	-	-	(5000)	(100165.42)	25857.39	25857.39	-	-	14.710	-

X-cook change

POSH FOODS PTY LIMITED SUPERANNUATION

Investments Schedule

For Period 01/07/2018 to 30/06/2019

	Units	Cost	Units	Cost	Units	Value	Profit (Loss)	Cap Gain (Loss)	Units	Close	Cost	Quote	Market	Value
			Additions		Disposals									
	2635919.83		464942.19		(365353.04)		(63372.44)	(67369.16)			2672136.54			3498289
Total	\$2635919.83	\$464942.19		(\$365353.04)		(\$63372.44)		(\$67369.16)			\$2672136.54			\$3498289

ASX CODES

\$75,580.69.

Equity

Code	Description	Units	Average Cost	Total Cost	Market Price	Market Value	Weight (%)	EPS (c)	P/E Ratio	DPS ¹ (c)	Yield (%)	Franking (%)	Estimated Annual Income
Industrials - Transportation													
QUB	QUBE HOLDINGS LTD FPO	49,439	\$2.4036	\$118,832.03	\$3.0400	\$150,294.56	4.37	13.50	22.52	5.60	1.84	100.00	\$2,768.58
SYD	SYD AIRPORT STAPLED	10,000	\$6.7654	\$67,653.58	\$8.0400	\$80,400.00	2.34	16.53	48.64	38.50	4.79	0.00	\$3,850.00
TCL	TRANSURBAN GROUP STAPLED	5,300	\$11.3226	\$60,010.03	\$14.7400	\$78,122.00	2.27	11.80	124.92	59.00	4.00	5.00	\$3,127.00
				\$246,495.64		\$308,816.56	8.98				3.16		\$9,745.58
Materials - Metals and Mining													
BHP	BHP GROUP LIMITED FPO	4,000	\$27.9173	\$111,669.12	\$41.1600	\$164,640.00	4.79	146.14	28.16	166.63	4.05	100.00	\$6,665.04
				\$111,669.12		\$164,640.00	4.79				4.05		\$6,665.04
Other													
MIFF	MIFF CAPITAL INV LTD FPO	178,000	\$1.8690	\$332,683.13	\$2.9000	\$516,200.00	15.01	19.64	14.77	3.00	1.03	100.00	\$5,340.00
VG1	VGI PARTNERS GLOBAL FPO	88,463	\$2.0806	\$184,053.42	\$2.3700	\$209,657.31	6.10	11.10	21.35	0.00	0.00	0.00	\$0.00
				\$516,736.55		\$725,857.31	21.10				0.74		\$5,340.00
Real Estate													
LEP	ALE PROPERTY GROUP STAPLED	20,000	\$3.8897	\$77,794.85	\$5.1000	\$102,000.00	2.97	26.02	19.60	20.90	4.10	0.00	\$4,180.00
				\$77,794.85		\$102,000.00	2.97				4.10		\$4,180.00
Total				\$2,142,886.21		\$3,274,896.00	95.21				3.19		\$104,555.96

1. Dividends Per Share (DPS) are calculated based on the Ex-Dividend date over the 12 months preceding the portfolio valuation date.

This document was prepared for the private use of the addressee and may not be passed to any third party without the prior written consent of Ord Minnett. Dividend Per Share (DPS) and Franking are both historic measures. Estimated Annual Income is derived from these historic measures. Income totals are derived from Equity and Fixed Interest securities only. Option valuations have been excluded from the cost and market value totals. Past performance is not an indicator of future performance (particularly during periods of increased volatility). This includes the possibility that Earnings per share may be reduced; that Dividends may be reduced or not be payable; and that Franking may be reduced or nil. Future values will be influenced by a range of factors, including, but not limited to, economic conditions, market volatility and company-specific fundamentals. We believe the advice and information herein to be accurate and reliable but no warranty of accuracy or reliability is given.

Ord Minnett Limited

AFS Licence 237121 ABN 86 002 733 048

Level 8, NAB House, 255 George Street, Sydney GPO Box 2613, Sydney NSW 2001 Australia
Telephone 61 2 8216 6300 Facsimile 61 2 8216 6311 www.ords.com.au

A Market Participant of Australian Securities Exchange Limited and Chi-X Australia Pty Ltd - Licensed Securities Dealer

Hybrid Securities

Code	Description	Units	Average Cost	Total Cost	Market Price	Market Value	Wt (%)	Yld (%)	DPS ¹ (c)	Coupon (%)	Maturity Date	Franking (%)	Estimated Annual Income
Financials - Banks													
ANZPG		1,000	\$100,000.00	\$100,000.00	\$107,900.00	\$107,900.00	3.14	4.33	467.14	0.00		100.00	\$4,671.40
				\$100,000.00		\$107,900.00	3.14	4.33					\$4,671.40
Financials - Diversified Financials													
CGFPB		580	\$99,990.00	\$57,994.21	\$105,600.00	\$61,248.00	1.78	4.20	443.00	0.00		100.00	\$2,569.40
MQGPB		750	\$100,000.00	\$75,000.00	\$107,350.00	\$80,512.50	2.34	5.64	605.87	0.00		45.00	\$4,544.03
				\$132,994.21		\$141,760.50	4.12	5.02					\$7,113.43
Total				\$232,994.21		\$249,660.50	7.26	4.72					\$11,784.83

Linked Cash Accounts

Institution	Description	Weight (%)	Balance
MACQUARIE CMA	S W BUDGEN & J L BUDGEN ATF POSH FOODS S/F	-2.47	-\$84,940.10
Total		-2.47	-\$84,940.10

Grand Totals	Total Cost	Total Market Value	Total Estimated Annual Income
	\$2,290,940.32	\$3,439,616.40	\$116,340.79

1. Dividends Per Share (DPS) are calculated based on the Ex-Dividend date over the 12 months preceding the portfolio valuation date.

This document was prepared for the private use of the addressee and may not be passed to any third party without the prior written consent of Ord Minnett. Dividend Per Share (DPS) and Franking are both historic measures. Estimated Annual Income is derived from these historic measures. Income totals are derived from Equity and Fixed Interest securities only. Option valuations have been excluded from the cost and market value totals. Past performance is not an indicator of future performance (particularly during periods of increased volatility). This includes the possibility that Earnings per share may be reduced; that Dividends may be reduced or not be payable; and that Franking may be reduced or nil. Future values will be influenced by a range of factors, including, but not limited to, economic conditions, market volatility and company-specific fundamentals. We believe the advice and information herein to be accurate and reliable but no warranty of accuracy or reliability is given.

Ord Minnett Limited

AFS Licence 237121 ABN 86 002 733 048
Level 8, NAB House, 255 George Street, Sydney GPO Box 2613, Sydney NSW 2001 Australia
Telephone 61 2 8216 6300 Facsimile 61 2 8216 6311 www.ords.com.au

A Market Participant of Australian Securities Exchange Limited and Chi-X Australia Pty Ltd - Licensed Securities Dealer

Portfolio Valuation

As at 30 Jun 2019

Name: MR SIMON WILLIAM BUDGEN +
MRS JUNE LYNETTE BUDGEN
Account Number: 1578485
Adviser: JBA - Jason Ball
Address: <THE POSH FOODS P/L S/F A/C>
37 WENTWORTH STREET
RANDWICK NSW 2031

Equity

Code	Description	Units	Average Cost	Total Cost	Market Price	Market Value	Weight (%)	EPS (c)	P/E Ratio	DPS* (c)	Yield (%)	Franking (%)	Estimated Annual Income
Consumer Discretionary													
WES	WESFARMERS LIMITED FPO	5,441	\$19.6182	\$106,742.71	\$36.1600	\$196,746.56	5.72	488.38	7.40	220.00	6.08	100.00	\$11,970.20
				\$106,742.71		\$196,746.56	5.72				6.08		\$11,970.20
Energy													
EEG	EMPIRE ENERGY LTD FPO	800,000	\$0.1868	\$149,404.00	\$0.2100	\$168,000.00	4.88	-14.90	-1.41	0.00	0.00	0.00	\$0.00
				\$149,404.00		\$168,000.00	4.88				0.00		\$0.00
Financials - Banks													
ANZ	ANZ BANKING GRP LTD FPO	3,000	\$32.8953	\$98,685.77	\$28.2100	\$84,630.00	2.46	219.10	12.88	160.00	5.67	100.00	\$4,800.00
CBA	COMMONWEALTH BANK FPO	2,955	\$62.5984	\$184,978.13	\$82.7800	\$244,614.90	7.11	513.20	16.13	431.00	5.21	100.00	\$12,736.05
WBC	WESTPAC BANKING CORP FPO	10,435	\$1.0630	\$11,092.51	\$28.3600	\$295,936.60	8.60	206.10	13.76	188.00	6.63	100.00	\$19,617.80
				\$294,756.41		\$625,181.50	18.18				5.94		\$37,153.85

1. Dividends Per Share (DPS) are calculated based on the Ex-Dividend date over the 12 months preceding the portfolio valuation date.

This document was prepared for the private use of the addressee and may not be passed to any third party without the prior written consent of Ord Minnett. Dividend Per Share (DPS) and Franking are both historic measures. Estimated Annual Income is derived from these historic measures. Income totals are derived from Equity and Fixed Interest securities only. Option valuations have been excluded from the cost and market value totals. Past performance is not an indicator of future performance (particularly during periods of increased volatility). This includes the possibility that Earnings per share may be reduced; that Dividends may be reduced or not be payable; and that Franking may be reduced or nil. Future values will be influenced by a range of factors, including, but not limited to, economic conditions, market volatility and company-specific fundamentals. We believe the advice and information herein to be accurate and reliable but no warranty of accuracy or reliability is given.

Ord Minnett Limited

AFS Licence 237121 ABN 86 002 733 048
Level 8, NAB House, 255 George Street, Sydney GPO Box 2513, Sydney NSW 2001 Australia
Telephone 61 2 8216 6300 Facsimile 61 2 8216 6311 www.ords.com.au

A Market Participant of Australian Securities Exchange Limited and Chi-X Australia Pty Ltd - Licensed Securities Dealer

Equity

Code	Description	Units	Average Cost	Total Cost	Market Price	Market Value	Weight (%)	EPS (c)	P/E Ratio	DPS ¹ (c)	Yield (%)	Franking (%)	Estimated Annual Income
Financials - Diversified Financials													
CGF	CHALLENGER LIMITED FPO	10,000	\$6.4024	\$64,023.89	\$6.6400	\$66,400.00	1.93	21.90	30.32	35.50	5.35	100.00	\$3,550.00
CNI	CENTURIA CAPITAL STAPLED	45,000	\$1.3158	\$59,209.48	\$1.7650	\$79,425.00	2.31	15.17	11.63	9.25	5.24	15.00	\$4,162.50
MQG	MACQUARIE GROUP LTD FPO	1,263	\$71.2796	\$90,026.18	\$125.3900	\$158,367.57	4.60	883.30	14.20	575.00	4.59	45.00	\$7,262.25
VGI	VGI PARTNERS LIMITED FPO	2,230	\$5.5000	\$12,265.00	\$14.1500	\$31,554.50	0.92	1.77	799.44	0.00		0.00	\$0.00
				\$225,524.55		\$335,747.07	9.76				4.46		\$14,974.75
Financials - Insurance													
MPL	MEDIBANK PRIVATE LTD FPO	40,000	\$2.5055	\$100,220.05	\$3.4900	\$139,600.00	4.06	14.80	23.58	12.90	3.70	100.00	\$5,160.00
				\$100,220.05		\$139,600.00	4.06				3.70		\$5,160.00
Health Care													
CSL	CSL LIMITED FPO	1,200	\$75.8104	\$90,972.53	\$215.0000	\$258,000.00	7.50	572.14	37.58	248.14	1.15	0.00	\$2,977.64
RHC	RAMSAY HEALTH CARE FPO	1,000	\$60.4950	\$60,495.00	\$72.2400	\$72,240.00	2.10	198.60	36.37	146.50	2.03	100.00	\$1,465.00
SHL	SONIC HEALTHCARE FPO	4,770	\$20.8609	\$99,506.35	\$27.1000	\$129,267.00	3.76	110.40	24.55	82.00	3.03	26.00	\$3,911.40
				\$250,973.88		\$459,507.00	13.36				1.82		\$8,354.04
Industrials - Capital Goods													
REH	REECE LIMITED FPO	5,000	\$12.5137	\$62,568.45	\$9.7600	\$48,800.00	1.42	41.20	23.69	20.25	2.07	100.00	\$1,012.50
				\$62,568.45		\$48,800.00	1.42				2.07		\$1,012.50

1. Dividends Per Share (DPS) are calculated based on the Ex-Dividend date over the 12 months preceding the portfolio valuation date.

This document was prepared for the private use of the addressee and may not be passed to any third party without the prior written consent of Ord Minnett. Dividend Per Share (DPS) and Franking are both historic measures. Estimated Annual Income is derived from these historic measures. Income totals are derived from Equity and Fixed Interest securities only. Option valuations have been excluded from the cost and market value totals. Past performance is not an indicator of future performance (particularly during periods of increased volatility). This includes the possibility that Earnings per share may be reduced; that Dividends may be reduced or not be payable; and that Franking may be reduced or nil. Future values will be influenced by a range of factors, including, but not limited to, economic conditions, market volatility and company-specific fundamentals. We believe the advice and information herein to be accurate and reliable but no warranty of accuracy or reliability is given.

Ord Minnett Limited

AFS Licence 237121 ABN 86 002 733 048

Level 8, NAB House, 255 George Street, Sydney GPO Box 2613, Sydney NSW 2001 Australia
Telephone 61 2 8216 6300 Facsimile 61 2 8216 6311 www.ords.com.au

A Market Participant of Australian Securities Exchange Limited and Chi-X Australia Pty Ltd - Licensed Securities Dealer

ORD MINNETT

17 Feb 2020

MR SIMON WILLIAM BUDGEN + MRS JUNE LYNETTE BUDGEN
THE POSH FOODS P/L S/F A/C
37 WENTWORTH STREET
RANDWICK NSW 2031

Advisor: JBA - Jason Ball

Equity Transaction Statement from 1 July 2018 to 30 June 2019 **Account Number - 1578485**

Date	Description	Debit (\$)	Credit (\$)	Balance (\$)
08/08/2018	Buy 1265237 EEGXX @ 0.0200	25,304.74		25,304.74
09/08/2018	MACQUARIE CMA BSB:182222 Acc:120000757		25,304.74	0.00
16/08/2018	Sell 10000 BLD @ 6.5200		64,662.10	64,662.10Cr
20/08/2018	MACQUARIE CMA BSB:182222 Acc:120000757	64,662.10		0.00
23/08/2018	Sell 5000 WOR @ 20.1997		100,165.42	100,165.42Cr
27/08/2018	MACQUARIE CMA BSB:182222 Acc:120000757	100,165.42		0.00
20/09/2018	Buy 3734763 EEGYY @ 0.0200	74,695.26		74,695.26
25/09/2018	MACQUARIE CMA BSB:182222 Acc:120000757		74,695.26	0.00
03/10/2018	Buy 5300 TCL @ 11.2300	60,010.03		60,010.03
05/10/2018	MACQUARIE CMA BSB:182222 Acc:120000757		60,010.03	0.00
18/10/2018	Sell 24544 CMA @ 2.4200		58,906.46	58,906.46Cr
18/10/2018	Buy 45000 CNI @ 1.3050	59,209.48		303.02
22/10/2018	MACQUARIE CMA BSB:182222 Acc:120000757		303.02	0.00
29/11/2018	Sell 5441 COL @ 12.4000		66,911.79	66,911.79Cr
03/12/2018	MACQUARIE CMA BSB:182222 Acc:120000757	66,911.79		0.00
29/01/2019	Buy 1165000 EEG @ 0.0161	18,960.14		18,960.14
30/01/2019	Buy 1835000 EEG @ 0.0165	30,444.11		49,404.25
31/01/2019	MACQUARIE CMA BSB:182222 Acc:120000757		18,960.14	30,444.11
01/02/2019	MACQUARIE CMA BSB:182222 Acc:120000757		30,444.11	0.00
13/05/2019	Sell 20000 HSO @ 2.4550		48,694.92	48,694.92Cr
15/05/2019	MACQUARIE CMA BSB:182222 Acc:120000757	48,694.92		0.00
28/05/2019	Sell 235 CBAPF @ 103.4056		24,099.84	24,099.84Cr
30/05/2019	MACQUARIE CMA BSB:182222 Acc:120000757	24,099.84		0.00
05/06/2019	VG1 - Rights	49,053.42		49,053.42
05/06/2019	VG1 - IPO	12,265.00		61,318.42
05/06/2019	MACQUARIE CMA BSB:182222 Acc:120000757		61,318.42	0.00
Totals		634,476.25	634,476.25	

Ord Minnett Limited

AFS Licence 237121 ABN 86 002 733 048
Level 8, NAB House, 255 George Street, Sydney GPO Box 2613, Sydney NSW 2001 Australia
Telephone 61 2 8216 6300 Facsimile 61 2 8216 6311 www.ords.com.au

A Market Participant of Australian Securities Exchange Limited and Chi-X Australia Pty Ltd - Licensed Securities Dealer

From First to Last by Investment
Audit Check Report

Investment & entry/error details...

AMC	AMCOR LIMITED ORDINARY FULLY PAID	
OK		
AMP	AMP ORDINARY FULLY PAID	
OK		
ANZ	ANZ BANK ORDINARY FULLY PAID	
OK		
ANZPG	ANZ BANK CAP NOTE 3-BBSW+4.70% PERP NON-CUM RED T-03-24	
OK		
APN	APN NEWS & MEDIA LIMITED ORDINARY FULLY PAID	
OK		
ASX	ASX ORDINARY FULLY PAID	
OK		
BHP	BHP BLT ORDINARY FULLY PAID	
25/09/2018	Dividend 3541.81	Calculated dividend on 4000 is \$3542.000
30/01/2019	Dividend 5650.97	Calculated dividend on 4000 is \$5650.800
26/03/2019	Dividend 3123.29	Calculated dividend on 4000 is \$3123.200
BLD	BORAL LTD ORDINARY FULLY PAID	
16/08/2018	Sale 0	Nil stock on hand
BVS	BRAVURA ORDINARY FULLY PAID	
OK		
BXB	BRAMB LTD ORDINARY FULLY PAID	
OK		
CBA	CWLTH BANK ORDINARY FULLY PAID	
OK		
CBAPA	CWLTH BANK PERPETUAL EXCHANGEABLE RESALE LISTED SEC.-PERL	
OK		
CBAPF	CWLTH BANK CAP NOTE 3-BBSW+3.90% PERP NON-CUM RED T-03-22	
17/09/2018	Dividend 247.08	Calculated dividend on 235 is \$247.079
17/12/2018	Dividend 238.83	Calculated dividend on 235 is \$238.831
15/03/2019	Dividend 240.12	Calculated dividend on 235 is \$240.123
28/05/2019	Sale 0	Nil stock on hand
CCL	COCA-COLA AMATIL LTD	
OK		
CGF	CHALLENGER ORDINARY FULLY PAID	
OK		
CGFPB	CHALLENGER CAP NOTE 3-BBSW+4.40% PERP NON-CUM RED T-05-23	
OK		
CMA	CENTIMTRET ORDINARY UNITS FULLY PAID	
27/07/2018	Dividend 1110.62	Calculated dividend on 24544 is \$1109.389
26/10/2018	Dividend 1110.62	Calculated dividend on 24544 is \$1109.389
04/02/2019	Dividend 1912.50	Calculated dividend on 24544 is \$1070.118
12/10/2018	Rights missing 1 for 3 at \$243/share	
29/04/2019	Dividend missing 4.36c/share 0.000% franked	
CNI	CENTURIA FULLY PAID ORDINARY/UNITS STAPLED SECURITIES	
04/02/2019	Dividend missing 4.25c/share 20.000% franked	
COC	COLONIAL FIRST COMM. UNIT	

From First to Last by Investment
Audit Check Report

Investment & entry/error details.....

OK	COL	29/11/2018	COLESGROUP ORDINARY FULLY PAID	0	Nil stock on hand
OK	CSL	12/10/2018	CSL ORDINARY FULLY PAID	1533.83	Calculated dividend on 1200 is \$1533.840
OK	CSV	12/04/2019	CSV LTD ORDINARY FULLY PAID	1443.81	Calculated dividend on 1200 is \$1443.840
OK	CUA	18/10/2018	CENTURIA URBAN REIT	0	Nil stock on hand
OK	EEG	30/04/1999	Quotation	0.13	Open (01/07/2018) quote current?
OK	FGG		EMPIRE ENE ORDINARY FULLY PAID		
OK	FGGO		FUTURE GENERATION GLOBAL INVESTMENT COMPANY LIMITED ORDINAR		
OK	GINHA		FUTURE GENERATION GLOBAL INVESTMENT COMPANY LIMITED OPTION		
OK	GJT		GENERATOR2 GENERATOR CREDIT-LINKED INCOME NOTE MAT.8-OCT-2		
OK	HSC	13/05/2019	GALI JAPAN UNITS FULLY PAID	0	Nil stock on hand
OK	HT1		HEALTHSCOPE ORDINARY FULLY PAID		
OK	HTI		Sale	0	Nil stock on hand
OK	IEL		HT&E LTD ORDINARY FULLY PAID		
OK	IVC		HYDROTECH ORDINARY FULLY PAID		
OK	LEP		IDP EDUCATION LIMITED ORDINARY FULLY PAID		
OK	LNK		INVOCARE ORDINARY FULLY PAID		
OK	MFF		ALE PROPERTY GROUP ORDINARY/UNITS FULLY PAID STAPLED SECURI		
OK	MPL		LINK ADMINISTRATION HOLDINGS LIMITED ORDINARY FULLY PAID		
OK	MQG		MAG FLAG ORDINARY FULLY PAID		
OK	MQGFB		MEDIBANK ORDINARY FULLY PAID		
OK	ORA	18/03/2019	MACQ GROUP ORDINARY FULLY PAID		
OK	ORG	18/03/2019	MACQUARIE GROUP LIMITED CAP NOTE 6-BBSW+\$ 15% PERP NON-CUM	2274.23	Calculated dividend on 750 is \$2274.225
OK	PPT	18/03/2019	Dividend	2274.23	Calculated dividend on 750 is \$2274.225
OK			Dividend		
OK			ORORA ORDINARY FULLY PAID		
OK			ORIGIN ENERGY LIMITED ORDINARY FULLY PAID		
OK			PERPETUAL ORDINARY FULLY PAID		

From First to Last, by Investment
Audit Check Report

Investment & entry/error details...

OK	PLAT MGMT ORDINARY FULLY PAID
PTM	
OK	
QBE	QBE INSUR. ORD FULLY PAID
OK	
QUB	QUBE ORDINARY FULLY PAID
04/04/2019	1384.29 Calculated dividend on 48000 is
	Dividend \$1824.000
REH	REECE ORDINARY FULLY PAID
OK	
RHC	RAMSAY ORDINARY FULLY PAID
OK	
RWC	RELIANE WORLDWIDE CORPORATION LIMITED ORDINARY FULLY PAID
OK	
S32	SOUTH32 ORDINARY FULLY PAID
OK	
SDF	STEADFAST GROUP LIMITED ORDINARY FULLY PAID
OK	
SGB	ST GEORGE BANK FPO
OK	
SGBPA	ST.GEORGE REDEEMABLE CONVERTIBLE PREFERENCE (SAINTS)
OK	
SGBPB	ST.GEORGE 6.36% RESET CONVERTIBLE PREFERENCE (PRYMES)
OK	
SGBS	ST GEORGE BANK SELL RTS
OK	
SGM	SIMS METAL MANAGEMENT LIMITED ORDINARY FULLY PAID
OK	
SHL	SONIC HLTH ORDINARY FULLY PAID
26/03/2019	1574.10 Calculated dividend on 4000 is \$1320.000
SRX	Dividend SIRTEX MEDICAL LIMITED ORDINARY FULLY PAID
OK	
SYD	SYDAIRPORT UNITS FULLY PAID STAPLED SECURITIES US PROHIBIT
OK	
TCL	TRANSURBAN ORDINARY SHARES/UNITS FULLY PAID TRIPLE STAPLED
OK	
TGP	360 CAPITAL GROUP STAPLED SECURITIES FULLY PAID
OK	
TLS	TELSTRA ORDINARY FULLY PAID
OK	
TOF	360 OFFICE ORDINARY UNITS FULLY PAID
OK	
VG1	VGI GLOBAL ORDINARY FULLY PAID
OK	
VGI	VSTA GRP ORDINARY FULLY PAID
30/06/2015	Quotation 4.56 Open (01/07/2016) quote current?
WBC	WESTPAC BANKING CORP FPO
OK	
WES	WESFARMER ORDINARY FULLY PAID

From First to Last by Investment
Audit Check Report

Investment & entry/error details...

22/11/2018	Bonus missing 1 for 1
WOR	WORLEYPARS ORDINARY FULLY PAID
23/08/2018	Sale 0 Nil stock on hand
WOW	WOOLWORTHS ORDINARY FULLY PAID
	OK

All correspondence to:
 Computershare Investor Services Pty Limited
 GPO Box 2975 Melbourne
 Victoria 3001 Australia
 Enquiries (within Australia) 1300 558 062
 (outside Australia) +61 3 9415 4631
 Facsimile +61 3 9473 2500
www.investorcentre.com/contact
www.computershare.com

Private and Confidential

017974 010 WES



MR SIMON WILLIAM BUDGEN &
 MRS JUNE LYNETTE BUDGEN
 <POSH FOODS P/L S/F A/C>
 37 WENTWORTH STREET
 RANDWICK NSW 2031

Holder Identification Number (HIN)

X 0069333125

Record Date	27 February 2019
Payment Date	10 April 2019
TFN/ABN Status	Quoted
Direct Credit Ref. No.	1102507
ASX Code	WES

Interim Dividend and Special Dividend

The statement below represents your interim dividend (A\$1.00) and special dividend (A\$1.00), totalling A\$2.00 per share for the half-year ended 31 December 2018. The dividends are fully-franked (100 per cent) for Australian income tax purposes at the corporate tax rate of 30 per cent.

Class Description	Amount per Security	Number of Securities	Franked Amount	Unfranked Amount	Gross Payment	Franking Credit
Ordinary Shares	A\$2.00	5,441	A\$10,882.00	A\$0.00	A\$10,882.00	A\$4,663.71
		Total	A\$10,882.00	A\$0.00	A\$10,882.00	A\$4,663.71
Net Payment					A\$10,882.00	

Important Notes

1. You should retain this statement to assist you in preparing your tax return.
2. Shareholders should obtain their own professional advice on the tax implications of these dividends.

Non-Resident Shareholders

The Franked Amount is not subject to withholding tax.
 New Zealand Imputation Credits are not attached to these dividends.



Help Wesfarmers to help the environment

To apply for online statements, or to view or update your security holding details please visit: www.wesdirect.com.au. When in Wesdirect, log in as an existing user with your user ID or register as a new user by creating a login using your SRN/HIN and postcode (if within Australia) or country (if outside Australia). For security purposes, if you wish to update your information you will be required to register by choosing a user ID and password.

Your Payment Instruction

MACQUARIE BANK LTD
 BSB: 182-222 Account number: 120000757


Amount Deposited

A\$10,882.00

CSL LIMITED
ABN 99 051 588 348

Update your information:

 **Online:**
www.computershare.com.au/investor

 **By Mail:**
Computershare Investor Services Pty Limited
GPO Box 2975 Melbourne
Victoria 3001 Australia

Enquiries:

(within Australia) 1800 646 882
(international) +61 3 9415 4178

Holder Identification Number

X 0069333125

Payment Date 12 April 2019
Record Date 14 March 2019
TFN/ABN Status Quoted
Direct Credit Reference No. 920584

Calculations are in US Dollars
This payment is in Australian Dollars

F 007600 010 CSL



MR SIMON WILLIAM BUDGEN &
MRS JUNE LYNETTE BUDGEN
<POSH FOODS P/L S/F A/C>
37 WENTWORTH STREET
RANDWICK NSW 2031

NOTIFICATION OF THE INTERIM DIVIDEND FOR THE HALF YEAR ENDED 31 DECEMBER 2018

Dear Shareholder,

We have pleasure in advising that, in accordance with your instructions, payment of the interim dividend of US\$0.85 per share has been forwarded to your account as detailed below. This dividend is 100% unfranked. This dividend is paid on shares registered in your name and entitled to participate as at the record date.

For Australian resident shareholders, we have indicated whether or not your tax file number or ABN has been received and recorded as at the record date.

Non-resident withholding tax is not payable on this unfranked dividend as it consists entirely of Conduit Foreign Income.

This dividend is converted to AU currency at the rate of US\$1.00 = AU\$1.4155.

Yours sincerely
Fiona Mead
Company Secretary

INTERIM DIVIDEND	RATE	NO. OF SHARES	UNFRANKED AMOUNT	FRANKED AMOUNT	FRANKING CREDIT
Ordinary Shares	US\$0.85	1,200	US\$1,020.00	US\$0.00	US\$0.00



Important Notes:

- You should retain this statement to assist you in preparing your tax return.
- The dividend amounts, franking credits and any withholding tax, where applicable, are in US Dollars. For Australian income tax reporting purposes you will need to convert these amounts to Australian Dollars using the conversion rate of US\$1.00 = AU\$1.4155.

NET DIVIDEND PAYMENT	US\$1,020.00
CONVERTED NET PAYMENT	AU\$1,443.81




BANKING INSTRUCTIONS

MACQUARIE BANK LTD
BSB: 182-222 ACCOUNT NUMBER: 120000757

IF PAYMENT CANNOT BE MADE TO THE ABOVE ACCOUNT, THE DIVIDEND AMOUNT WILL BE WITHHELD PENDING RECEIPT OF YOUR VALID DIRECT CREDIT INSTRUCTIONS.

Easy Update

www.computershare.com.au/easyupdate/csl

-  Review & update your securityholding
-  Review & update your direct credit instructions
-  Supply your Tax File Number

Your secure access information is:

SRN/HIN: X0069333125

PLEASE NOTE: For security reasons it is important that you keep your SRN/HIN confidential.



All correspondence to:

BoardRoom
Smart Business Solutions

Boardroom Pty Limited
ABN 14 003 209 836

GPO Box 3993
Sydney NSW 2001

Tel: 1300 737 760 (within Australia)
Tel: +61 2 9290 9600 (outside Australia)
Fax: +61 2 9279 0664

www.boardroomlimited.com.au
enquiries@boardroomlimited.com.au



010_7753_000678

MR SIMON WILLIAM BUDGEN &
MRS JUNE LYNETTE BUDGEN
<POSH FOODS P/L S/F A/C>
37 WENTWORTH STREET
RANDWICK NSW 2031

Reference Number: S00092736636
TFN/ABN Status: Quoted
Subregister: CHES
Record Date: 29/04/2019
Payment Date: 17/05/2019

Dividend Statement

Payment Description: Interim Dividend for period ended 31 December 2018

Security Class: Fully Paid Ordinary Shares

ASX Code: MFF

Number of shares held at Record Date	Dividend Rate per share	Gross Dividend (AUD)	Withholding Tax ¹ (AUD)	Net Dividend (AUD)	Franked Amount ² (AUD)	Unfranked Amount (AUD)	Franking Credit ³ (AUD)
178,000	1.5 cents	\$2,670.00	Nil	\$2,670.00	\$2,670.00	Nil	\$1,144.29

- This withholding tax applies to you if the dividend amount is partially or totally unfranked and you are a:
 - resident of Australia and your TFN or ABN has not been recorded by the share registry. TFN withholding tax is deducted from the gross unfranked portion of the dividend at the highest marginal tax rate applying to personal income; or
 - non-resident of Australia. Non-resident withholding tax (30%) is deducted from the gross unfranked portion of the dividend unless you are a resident of a country which has entered into a Double Taxation Agreement with Australia. In that case a lower rate (generally 15%) may apply.
- This dividend is 100% franked.
- The franking credit has been calculated at the rate of 30%.

To update your TFN, bank account and other details, please log onto www.investorserve.com.au, call Boardroom Pty Limited on 1300 737 760 (within Australia), or call +61 2 9290 9600 (outside Australia) or email enquiries@boardroomlimited.com.au.

Direct Credit Instruction

The total net payment has been paid in accordance with your instructions as shown below:


Bank Domicile:	AUS	Receipt Currency:	AUD
Bank Account Type:	Domestic	Amount Deposited:	2,670.00
Bank Code:	182-222		
Account Number:	120000757		
Exchange Rate:	N/A		

Please check the above details are correct and that the payment has been credited to your account.

Please retain this statement for taxation purposes



S00092736636



001211 000 ANZ



MR SIMON WILLIAM BUDGEN &
MRS JUNE LYNETTE BUDGEN
<POSH FOODS P/L S/F A/C>
37 WENTWORTH STREET
RANDWICK NSW 2031



shareholder.anz.com
anzshareregistry@computershare.com.au



Computershare Investor Services Pty Limited
GPO Box 2975 Melbourne
Victoria 3001 Australia



1800 113 399 (within Australia)
0800 174 007 (within New Zealand)
+61 3 9415 4010 (outside Australia)

Holder Identification Number (HIN)

X 0069333125

Security Code ANZPG
Record Date 12 June 2019
Payment Date 20 June 2019

ANZ Capital Notes 4 Distribution

The details of your June **ANZ Capital Notes 4** distribution for the period from 20 March 2019 to 19 June 2019 (92 days) at the rate of 4.5640% p.a. are set out below.

Shareholder Name	Number of Shares	Value of Shares	Dividend Amount	Net Amount	Total Amount
MR SIMON WILLIAM BUDGEN & MRS JUNE LYNETTE BUDGEN	1,000	A\$1,150.40	A\$0.00	A\$493.03	A\$1,150.40

The distribution is 100% franked at the Australian company tax rate of 30%.

There is an Australian Taxation Office Class Ruling for ANZ Capital Notes 4. A copy is available at shareholder.anz.com/anz-capital-notes.

Noteholders should obtain their own professional advice on the tax implications of the distribution and retain this document to assist in tax return preparation.

MACQUARIE BANK LTD

BSB: 182-222
Account number: 120000757
Payment reference: 613366

If payment cannot be made to the above account, you will be notified and your entitlement will be held pending receipt of updated direct credit instructions.



ANZ
31 October 2019

31 October 2019
Full Year Results announced

All registry communications to:
 Link Market Services Limited
 Locked Bag A6015, Sydney South NSW 1235
 Telephone (free call within Australia): +61 1800 804 255
 ASX Code: WBC
 Email: westpac@linkmarketservices.com.au
 Website: www.linkmarketservices.com.au



010 / 047764
 MR SIMON WILLIAM BUDGEN &
 MRS JUNE LYNETTE BUDGEN
 <POSH FOODS P/L S/F A/C>
 37 WENTWORTH STREET
 RANDWICK NSW 2031

Key details

Payment date: 24 June 2019
Record date: 17 May 2019
SRN/HIN: X00069333125
TFN/ABN status: RECEIVED AND RECORDED

Interim dividend statement for the six months ended 31 March 2019
 This dividend is 100% franked with Australian franking credits at the company tax rate of 30%.

Description	Participating holding	Dividend rate per share [#]	Unfranked amount	Franked amount	Total amount	Franking credit
Ordinary shares	10,435	94 cents	\$0.00	\$9,808.90	\$9,808.90	\$4,203.81
Net dividend amount					\$9,808.90	
***New Zealand Imputation Credit (NZIC)						NZ\$730.45

[#] The interim dividend of 94 cents per share takes into consideration the cost of the Bank Levy which was equivalent to 4 cents per share. All amounts are in Australian dollars unless otherwise stated.
^{***} Only relevant for New Zealand taxpayers.

PAYMENT INSTRUCTIONS
MACQUARIE BANK
BSB: 182-222
ACC: *****0757
ACCOUNT NAME: S W Budgen & J L Budges ATF Posh
PAYMENT REFERENCE NUMBER: 001229567102

A payment has been made to the above account. If this account is not valid please turn over for instructions to update your details.



Macquarie Group Limited
 ABN 94 122 169 279

All Registry communications to:
 Link Market Services Limited
 Locked Bag A14
 Sydney South NSW 1235 Australia
 Telephone: +61 1300 554 096
 Email: macquarie@linkmarketservices.com.au
 Website: www.linkmarketservices.com.au

Dividend Statement



010 007537

MR SIMON WILLIAM BUDGEN &
 MRS JUNE LYNETTE BUDGEN
 <POSH FOODS P/L S/F A/C>
 37 WENTWORTH STREET
 RANDWICK NSW 2031

ASX Code: MQG
Payment Date: 3 July 2018
Record Date: 15 May 2018
SRN/HIN: X00069333125
TFN/ABN RECEIVED AND RECORDED

Dear Shareholder,

This dividend statement is for your Macquarie Group final ordinary dividend for the year ended 31 March 2018.

This dividend is franked at 45% at the Australian corporate tax rate of 30%. Macquarie Group Limited declares the whole of the unfranked amount to be conduit foreign income.

Description	Dividend Rate per Share \$	Shares Held	Unfranked Amount \$	Franked Amount \$	Gross Amount \$	Franking Credits \$
Ordinary Shares	3.20	1,263	2,222.88	1,818.72	4,041.60	779.45

DIVIDEND REMITTED TO:

MACQUARIE BANK
 1 SHELLEY STREET
 SYDNEY NSW 2000
 BSB: 182-222
 ACC: *****0757
 Account Name: JUNE LYNETTE BUDGEN & SIMON WILL
 Direct Credit Reference No.: 001216056149

Amount Deposited
 \$4,041.60

IMPORTANT INFORMATION

See overleaf for instructions on how to update your details online.

This statement contains important information to assist you in preparing any tax returns you may be required to lodge. Please retain this statement for taxation purposes as a charge may be levied for replacement.



010

MR SIMON WILLIAM BUDGEN &
MRS JUNE LYNETTE BUDGEN
<POSH FOODS P/L S/F A/C>
37 WENTWORTH STREET
RANDWICK NSW 2031

Key details

Payment date:	4 July 2018
Record date:	18 May 2018
SRN/HIN:	X00069333125
TFN/ABN status:	RECEIVED AND RECORDED

Interim dividend statement for the six months ended 31 March 2018

This dividend is 100% franked with Australian franking credits at the company tax rate of 30%.

Description	Participating holding	Dividend rate per share*	Unfranked amount	Franked amount	Total amount	Franking credit
Ordinary shares	10,435	94 cents	\$0.00	\$9,808.90	\$9,808.90	\$4,203.81
Net dividend amount					\$9,808.90	
***New Zealand Imputation Credit (NZIC)						NZ\$730.45

*The interim dividend of 94 cents per share takes into consideration the cost of the Bank Levy which was equivalent to 4 cents per share. All amounts are in Australian dollars unless otherwise stated.

PAYMENT INSTRUCTIONS

MACQUARIE BANK

BSB: 182-222

ACC: *****0757

ACCOUNT NAME: JUNE LYNETTE BUDGEN & SIMON WILL

PAYMENT REFERENCE NUMBER: 001216404283

A payment has been made to the above account. If this account is not valid please turn over for instructions to update your details. Once your details have been updated, a payment will be made within 10 business days.

Please keep this statement for your tax records.
It can also be accessed online in Link Market Services, or even for login in to actions.



All correspondence to:

BoardRoom

Smart Business Solutions

Boardroom Pty Limited
ABN 14 003 209 836
GPO Box 3993
Sydney NSW 2001

Tel: 1300 737 760 (within Australia)
Tel: +61 2 9290 9600 (outside Australia)
Fax: +61 2 9279 0664
www.boardroomlimited.com.au
enquiries@boardroomlimited.com.au



010_6944_005349

MR SIMON WILLIAM BUDGEN &
MRS JUNE LYNETTE BUDGEN
<POSH FOODS P/L S/F A/C>
37 WENTWORTH STREET
RANDWICK NSW 2031

Reference Number: S00092736636
TFN/ABN Status: Quoted
Subregister: CHES
Record Date: 12/10/2018
Payment Date: 09/11/2018

Dividend Statement

Payment Description: Final Dividend for period ended 30 June 2018

Security Class: Fully Paid Ordinary Shares

ASX Code: MFF

Number of shares held at Record Date	Dividend Rate per share	Gross Dividend (AUD)	Withholding Tax ¹ (AUD)	Net Dividend (AUD)	Franked Amount ² (AUD)	Unfranked Amount (AUD)	Franking Credit ³ (AUD)
178,000	1.5 cents	\$2,670.00	Nil	\$2,670.00	\$2,670.00	Nil	\$1,144.29

- This withholding tax applies to you if the dividend amount is partially or totally unfranked and you are a:
 - resident of Australia and your TFN or ABN has not been recorded by the share registry. TFN withholding tax is deducted from the gross unfranked portion of the dividend at the highest marginal tax rate applying to personal income; or
 - non-resident of Australia. Non-resident withholding tax (30%) is deducted from the gross unfranked portion of the dividend unless you are a resident of a country which has entered into a Double Taxation Agreement with Australia. In that case a lower rate (generally 15%) may apply.
- This dividend is 100% franked.
- The franking credit has been calculated at the rate of 30%.

To update your TFN, bank account and other details, please log onto www.investorserve.com.au, call Boardroom Pty Limited on 1300 737 760 (within Australia), or call +61 2 9290 9600 (outside Australia) or email enquiries@boardroomlimited.com.au.

Direct Credit Instruction

The total net payment has been paid in accordance with your instructions as shown below:

Bank Domicile:	AUS	Receipt Currency:	AUD
Bank Account Type:	Domestic	Amount Deposited:	2,670.00
Bank Code:	182-222		
Account Number:	120000757		
Exchange Rate:	N/A		

Please check the above details are correct and that the payment has been credited to your account.

Please retain this statement for taxation purposes



Reece Limited
ABN 49 004 313 133

000031 000 REH



MR SIMON WILLIAM BUDGEN &
MRS JUNE LYNETTE BUDGEN
<POSH FOODS P/L S/F A/C>
37 WENTWORTH STREET
RANDWICK NSW 2031

Update your information:

Online:
www.computershare.com.au/easyupdate/reh

By Mail:
Computershare Investor Services Pty Limited
GPO Box 2975 Melbourne
Victoria 3001 Australia

Enquiries:

(within Australia) 1300 850 505
(international) +61 3 9415 4000

Holder Identification Number (HIN)

X 0069333125

ASX Code REH
TFN/ABN Status Quoted
Record Date 10 October 2018
Payment Date 25 October 2018
Cheque Number 11693

2018 Final Dividend

Dear Shareholder,

This payment represents a final dividend of 14.25 cents per share for the year ended 30 June 2018. This dividend is paid on the shares registered in your name and entitled to participate as at the record date of 10 October 2018. This payment is 100% franked at the corporate tax rate of 30%.

Please register at www.computershare.com.au/easyupdate/reh in order to update your TFN, bank account and other details online.

G. W. Street
Company Secretary

Class Description	Amount per Security	Number of Securities	Franked Amount	Unfranked Amount	Gross Payment
Ordinary Shares	14.25 cents	5,000	\$712.50	\$0.00	\$712.50
Net Payment					\$712.50
Franking Credit					\$305.36

Note: You should retain this statement to assist you in preparing your tax return.



000750 010 QUB



MR SIMON WILLIAM BUDGEN & MRS JUNE LYNETTE BUDGEN <POSH FOODS P/L S/F A/C> 37 WENTWORTH STREET RANDWICK NSW 2031

update your information.

Online: www.computershare.com.au/easyupdate/qub

By Mail: Computershare Investor Services Pty Limited GPO Box 2975 Melbourne Victoria 3001 Australia

Enquiries: (within Australia) 1300 850 505 (international) +61 3 9415 4000

Holder Identification Number (HIN)

X0069333125

ASX Code QUB
TFN/ABN Status Quoted
Record Date 19 September 2018
Payment Date 19 October 2018
Direct Credit Reference No. 819430

Final Dividend for the Year Ended 30 June 2018

Dear Securityholder,

This payment represents a final dividend of 2.8 cents per share for the year ended 30 June 2018. This dividend is paid on the shares registered in your name and entitled to participate as at the record date of 19 September 2018. This payment is 100% franked at the Australian corporate tax rate of 30%.

Table with 6 columns: Class Description, Amount per Security, Number of Securities, Franked Amount, Unfranked Amount, Gross Payment. Includes rows for Ordinary Shares, Net Payment, and Franking Credit.

Important Notes:

- If you did not provide your Tax File Number or Australian Business Number (or other relevant exemption details) by the record date then, to the extent a dividend is not fully franked, withholding tax must by law be deducted from your payment.
To update your details online, please go to: www.computershare.com.au/easyupdate/qub.
You should retain this statement to assist you in preparing your tax return. A fee will be charged for a replacement statement.

Your Payment Instruction

MACQUARIE BANK LTD
BSB: 182-222 Account number: 120000757

Amount Deposited
AUD\$1,384.29



QUB



MR SIMON WILLIAM BUDGEN & MRS JUNE LYNETTE BUDGEN <POSH FOODS P/L S/F A/C> 37 WENTWORTH STREET RANDWICK NSW 2031

Update your information.

Online: www.computershare.com.au/easyupdate/qub

By Mail: Computershare Investor Services Pty Limited GPO Box 2975 Melbourne Victoria 3001 Australia

Enquiries: (within Australia) 1300 850 505 (international) +61 3 9415 4000

Holder Identification Number (HIN)

X 0069333125

ASX Code QUB
TFN/ABN Status Quoted
Record Date 19 September 2018
Payment Date 19 October 2018
Direct Credit Reference No. 821243

2018 Special Dividend

Dear Securityholder,

This payment represents a special dividend of 2 cents per share. This dividend is paid on the shares registered in your name and entitled to participate as at the record date of 19 September 2018. This payment is 100% franked at the Australian corporate tax rate of 30%.

Table with 6 columns: Class Description, Amount per Security, Number of Securities, Franked Amount, Unfranked Amount, Gross Payment. Includes rows for Ordinary Shares, Net Payment, and Franking Credit.

Important Notes:

- If you did not provide your Tax File Number or Australian Business Number (or other relevant exemption details) by the record date then, to the extent a dividend is not fully franked, withholding tax must by law be deducted from your payment.
To update your details online, please go to: www.computershare.com.au/easyupdate/qub.
You should retain this statement to assist you in preparing your tax return. A fee will be charged for a replacement statement.

Your Payment Instruction

MACQUARIE BANK LTD
BSB: 182-222 Account number: 120000757

Amount Deposited
AUD\$988.78



Macquarie Group Limited
ABN 94 122 169 279

All correspondence to:
BoardRoom

Boardroom Pty Limited
ABN 14 003 209 836
GPO Box 3993
Sydney NSW 2001
Tel: 1300 554 096
macquarie@boardroomlimited.com.au



010_6589_006525

MR SIMON WILLIAM BUDGEN &
MRS JUNE LYNETTE BUDGEN
<POSH FOODS P/L S/F A/C>
37 WENTWORTH STREET
RANDWICK NSW 2031

ASX Code: MQGPB
SRN/HIN: X0069333125
TFN/ABN status: Quoted
Record Date: 07/09/2018
Payment Date: 17/09/2018

Distribution Statement – Macquarie Group Capital Notes 2

Dear Capital Notes 2 Holder,

This distribution statement is for your Macquarie Group Capital Notes 2 distribution for the period 19 March 2018 to 16 September 2018 (inclusive).

For Australian tax purposes this distribution is regarded as a non-share dividend and is franked at 45% at the Australian corporate tax rate of 30%. Macquarie Group Limited declares the whole of the unfranked amount to be conduit foreign income.

Securities Held	Distribution Rate % p.a.	Distribution Period (days)	Franked Amount	Unfranked Amount	Gross Distribution	Franking Credits
750	6.0695	182	\$1,021.41	\$1,248.39	\$2,269.80	\$437.75

Less Withholding Tax ¹	Nil
Net Amount	\$2,269.80

1. If you have not provided a TFN, ABN or TFN exemption, we deduct withholding tax of 47% from the unfranked amount of the distribution. You may be able to claim back as a credit any withholding tax we have deducted in your tax return. For more information, please visit the Australian Tax Office website at www.ato.gov.au. For non-residents, please note that non-resident withholding tax has not been deducted as the unfranked amount is declared to be conduit foreign income.

Direct Credit Instruction

The total net payment has been paid in accordance with your instructions as shown below:


Bank Domicile:	AUS	Receipt Currency:	AUD
Bank Account Type:	Domestic	Amount Deposited:	\$2,269.80
Bank Code:	182-222		
Account Number:	*****0757		

Please retain this statement for taxation purposes

CSL LIMITED
ABN 99 051 588 348

Update your information:

 **Online:**
www.computershare.com.au/investor

 **By Mail:**
Computershare Investor Services Pty Limited
GPO Box 2975 Melbourne
Victoria 3001 Australia

Enquiries:

(within Australia) 1800 646 882
(international) +61 3 9415 4178

Holder Identification Number

X 0069333125

Payment Date 12 October 2018
Record Date 12 September 2018
TFN/ABN Status Quoted
Direct Credit Reference No. 916164

Calculations are in US Dollars
This payment is in Australian Dollars

007072 010 CSL



MR SIMON WILLIAM BUDGEN &
MRS JUNE LYNETTE BUDGEN
<POSH FOODS P/L S/F A/C>
37 WENTWORTH STREET
RANDWICK NSW 2031

NOTIFICATION OF THE FINAL DIVIDEND FOR THE FULL YEAR ENDED 30 JUNE 2018

Dear Shareholder,

We have pleasure in advising that, in accordance with your instructions, payment of the final dividend of US\$0.93 per share has been forwarded to your account as detailed below. This dividend is 100% unfranked. This dividend is paid on shares registered in your name and entitled to participate as at the record date.

For Australian resident shareholders, we have indicated whether or not your tax file number or ABN has been received and recorded as at the record date.

Non-resident withholding tax is not payable on this unfranked dividend as it consists entirely of Conduit Foreign Income.

This dividend is converted to AU currency at the rate of US\$1.00 = AU\$1.3744.

Yours sincerely
Fiona Mead
Company Secretary

FINAL DIVIDEND	RATE	NO. OF SHARES	UNFRANKED AMOUNT	FRANKED AMOUNT	FRANKING CREDIT
Ordinary Shares	US\$0.93	1,200	US\$1,116.00	US\$0.00	US\$0.00



Important Notes:

- You should retain this statement to assist you in preparing your tax return.
- The dividend amounts, franking credits and any withholding tax, where applicable, are in US Dollars. For Australian income tax reporting purposes you will need to convert these amounts to Australian Dollars using the conversion rate of US\$1.00 = AU\$1.3744.

NET DIVIDEND PAYMENT	US\$1,116.00
CONVERTED NET PAYMENT	AU\$1,533.83




BANKING INSTRUCTIONS

MACQUARIE BANK LTD
BSB: 182-222 ACCOUNT NUMBER: 120000757

IF PAYMENT CANNOT BE MADE TO THE ABOVE ACCOUNT, THE DIVIDEND AMOUNT WILL BE WITHHELD PENDING RECEIPT OF YOUR VALID DIRECT CREDIT INSTRUCTIONS.

Easy Update


www.computershare.com.au/easyupdate/csl

-  Review & update your securityholding
-  Review & update your direct credit instructions
-  Supply your Tax File Number

Your secure access information is:

SRN/HIN: X0069333125

PLEASE NOTE: For security reasons it is important that you keep your SRN/HIN confidential.



ALE PROPERTY GROUP

Australian Leisure and Entertainment Property Management Limited
ABN 45 105 275 278
Australian Leisure and Entertainment Property Trust
ARSN 106 063 049

Update your information:

Online:
www.computershare.com.au/easyupdate/LEP

By Mail:
Computershare Investor Services Pty Limited
GPO Box 2975 Melbourne
Victoria 3001 Australia

Enquiries:

(within Australia) 1300 302 429
(international) 61 3 9415 4141

Holder Identification Number (HIN)

X 0069333125

ASX Code LEP
TFN/ABN Status Quoted
Record Date 29 June 2018
Payment Date 5 September 2018
Direct Credit Reference No. 804030



000272 010 LEP



MR SIMON WILLIAM BUDGEN &
MRS JUNE LYNETTE BUDGEN
<POSH FOODS P/L S/F A/C>
37 WENTWORTH STREET
RANDWICK NSW 2031

ALE DISTRIBUTION PAYMENT

Dear Stapled Security Holder,

The ALE Property Group ("ALE") is pleased to pay a distribution of 10.45 cents per stapled security for the period 1 January 2018 to 30 June 2018.

The total distribution of 20.80 cents per security for the full year ended 30 June 2018 is in line with the Board's previous guidance.

The distribution of 10.45 cents per stapled security also confirms the Board's distribution declaration released on 6 June 2018.

Class Description	Cents per Unit	Units Held	Gross Distribution
Ordinary	10.45 cents	20,000	\$2,090.00
Net Distribution			\$2,090.00

An annual tax statement for the year ended 30 June 2018 is enclosed and may assist with the preparation of Australian taxation returns. However, the annual tax statement and this distribution statement do not constitute tax advice. You should seek your own tax advice on the tax implications of your investment given your specific circumstances.

Note: You should retain this statement to assist you in preparing your tax return.

Your Payment Instruction

MACQUARIE BANK LTD
BSB: 182-222 Account number: 120000757

Amount Deposited
AUD\$2,090.00

If payment cannot be made to the above instruction, a cheque will be forwarded to your registered address.



Healthscope

ABN 65 144 840 639

001113 010 HSO



MR SIMON WILLIAM BUDGEN &
MRS JUNE LYNETTE BUDGEN
<POSH FOODS P/L S/F A/C>
37 WENTWORTH STREET
RANDWICK NSW 2031

Update your information:

Online:
www.computershare.com.au/easyupdate/hso

By Mail:
Computershare Investor Services Pty Limited
PO Box 2975 Melbourne
Victoria 3001 Australia

Enquiries:
(within Australia) 1300 850 505
(international) +61 3 9415 4000

Holder Identification Number (HIN)

X 0069333125

ASX Code HSO
TFN/ABN Status Quoted
Record Date 7 September 2018
Payment Date 28 September 2018
Direct Credit Reference No. 817635

2018 Final Dividend

Dear Shareholder,

This payment represents a final dividend of 3.5 cents on your fully paid ordinary shares, registered in your name and entitled to participate as at the record date of 7 September 2018. This dividend is fully unfranked with NIL Conduit Foreign Income.

Please register at www.computershare.com.au/easyupdate/hso in order to update your TFN, bank account and other details online.

Ms Ingrid Player
Company Secretary

Class Description	Amount per Security	Number of Securities	Franked Amount	Unfranked Amount	Gross Payment
Ordinary Shares	3.5 cents	20,000	\$0.00	\$700.00	\$700.00
Net Payment					\$700.00
Franking Credit					\$0.00

Note: You should retain this statement to assist you in preparing your tax return.

Your Payment Instruction

MACQUARIE BANK LTD
BSB: 182-222 Account number: 120000757

Amount Deposited
AUD\$700.00

All correspondence to:
 Computershare Investor Services Pty Limited
 GPO Box 2975 Melbourne
 Victoria 3001 Australia
 Enquiries (within Australia) 1300 558 062
 (outside Australia) +61 3 9415 4631
 Facsimile +61 3 9473 2500
www.investorcentre.com/contact
www.computershare.com

Private and Confidential

018668 010 WES



MR SIMON WILLIAM BUDGEN &
 MRS JUNE LYNETTE BUDGEN
 <POSH FOODS P/L S/F A/C>
 37 WENTWORTH STREET
 RANDWICK NSW 2031

Holder Identification Number (HIN)

X 0069333125

Record Date	21 August 2018
Payment Date	27 September 2018
TFN/ABN Status	Quoted
Direct Credit Ref. No.	1107525
ASX Code	WES

Final Dividend

The statement below represents your final dividend for the year ended 30 June 2018. The dividend is fully-franked (100 per cent) for Australian income tax purposes at the corporate tax rate of 30 per cent.

Class Description	Amount per Security	Number of Securities	Franked Amount	Unfranked Amount	Gross Payment	Franking Credit
Ordinary Shares	A\$1.20	5,441	A\$6,529.20	A\$0.00	A\$6,529.20	A\$2,798.23
Total			A\$6,529.20	A\$0.00	A\$6,529.20	A\$2,798.23
					Net Payment	A\$6,529.20

Important Notes

1. You should retain this statement to assist you in preparing your tax return.
2. Shareholders should obtain their own professional advice on the tax implications of this dividend.

Non-Resident Shareholders

The Franked Amount is not subject to withholding tax.
 New Zealand Imputation Credits are not attached to this dividend.



Help Wesfarmers to help the environment

To apply for online statements, or to view or update your security holding details please visit: www.wesdirect.com.au. When in Wesdirect, log in as an existing user with your user ID or register as a new user by creating a login using your SRN/HIN and postcode (if within Australia) or country (if outside Australia). For security purposes, if you wish to update your information you will be required to register by choosing a user ID and password.

Your Payment Instruction

MACQUARIE BANK LTD
 BSB: 182-222 Account number: 120000757

Amount Deposited

A\$6,529.20



**SONIC
HEALTHCARE
LIMITED**

ABN 24 004 196 909

Update your information:

Online:
www.computershare.com.au/easyupdate/shl

By Mail:
Computershare Investor Services Pty Limited
GPO Box 2975 Melbourne
Victoria 3001 Australia

Enquiries:

(within Australia) 1300 850 505
(international) +61 3 9415 4000

Holder Identification Number (HIN)

X 0069333125

ASX Code	SHL
TFN/ABN Status	Quoted
Record Date	13 September 2018
Payment Date	27 September 2018
Direct Credit Reference No.	844701

002205 010 SHL



MR SIMON WILLIAM BUDGEN &
MRS JUNE LYNETTE BUDGEN
<POSH FOODS P/L S/F A/C>
37 WENTWORTH STREET
RANDWICK NSW 2031

2018 Final Dividend

Dear Securityholder

This advice represents payment of your Final Dividend for the year ended 30 June 2018 at the rate of 49 cents per share.

This payment is 30% franked at 30%.

For foreign registered securityholders, the directors declare that the unfranked portion of this dividend includes no Conduit Foreign Income. Non-resident withholding tax is therefore payable on this dividend. Future dividends may include Conduit Foreign Income and you will be advised of this at the relevant time.

Ensure your information is up to date. Simply visit www.computershare.com.au/easyupdate/shl to update your TFN, banking instructions or personal details.

Yours faithfully

Paul Alexander
Company Secretary

Class Description	Amount per Security	Number of Securities	Franked Amount	Unfranked Amount	Gross Payment
Ordinary Shares	49 Cents	4,000	\$588.00	\$1,372.00	\$1,960.00
Net Payment					AUD\$1,960.00
Franking Credit					\$252.00

Note: You should retain this statement to assist you in preparing your tax return.

Your Payment Instruction

MACQUARIE BANK LTD
BSB: 182-222 Account Number: 120000757

Amount Deposited

AUD\$1,960.00

If payment cannot be made to the above instruction, a cheque will be forwarded to your registered address.

Medibank Private Limited
ABN 47 080 890 259

005078 010 MPL



MR SIMON WILLIAM BUDGEN &
MRS JUNE LYNETTE BUDGEN
<POSH FOODS P/L S/F A/C>
37 WENTWORTH STREET
RANDWICK NSW 2031

Update your information:

Online:
www.computershare.com.au/easyupdate/MPL

By Mail:
Computershare Investor Services Pty Limited
GPO Box 2975 Melbourne
Victoria 3001 Australia

Enquiries:

(within Australia) 1800 998 778
(international) +61 (3) 9415 4011

Holder Identification Number (HIN)

X 0069333125

ASX Code	MPL
TFN/ABN Status	Quoted
Record Date	6 September 2018
Payment Date	27 September 2018
Direct Credit Reference No.	1025039

2018 Final Dividend Statement

This statement represents payment of your final dividend for the year ended 30 June 2018. This dividend is paid at the rate of 7.2 cents per share for your holding of fully paid ordinary shares, registered in your name and entitled to participate as at the record date of 6 September 2018. This dividend is fully franked (100%) at the corporate tax rate of 30%.

Please register at www.computershare.com.au/easyupdate/MPL in order to update your TFN, bank account, and other details online.

Class Description	Dividend Rate per Security	Number of Securities	Franked Amount	Unfranked Amount	Gross Payment
Ordinary Shares	7.2 cents	40,000	\$2,880.00	\$0.00	\$2,880.00
Net Payment					\$2,880.00
Franking Credit					\$1,234.29

Note:

1. You should retain this statement to assist you in preparing your tax return.
2. If you require a replacement statement for any of your dividend payments, you may be charged a fee to cover the costs of reissue.

Your Payment Instruction

MACQUARIE BANK LTD
BSB: 182-222 Account number: 120000757

Amount Deposited
AUD\$2,880.00

240319_02415A



People caring for people

Ramsay Health Care Limited
ABN 57 001 288 768

All correspondence to:

BoardRoom
Smart Business Solutions

Boardroom Pty Limited
ABN 14 003 209 836

GPO Box 3993
Sydney NSW 2001

Tel: 1300 737 760 (within Australia)
Tel: +61 2 9290 9600 (outside Australia)
Fax: +61 2 9279 0664

www.boardroomlimited.com.au
enquiries@boardroomlimited.com.au



010_6671_005473

MR SIMON WILLIAM BUDGEN &
MRS JUNE LYNETTE BUDGEN
<POSH FOODS P/L S/F A/C>
37 WENTWORTH STREET
RANDWICK NSW 2031

Reference Number: S00092736636
TFN/ABN Status: Quoted
Subregister: CHESS
Record Date: 06/09/2018
Payment Date: 28/09/2018

Dividend Statement

Payment Description: 2018 Final Dividend
Security Class: Fully Paid Ordinary Shares

ASX Code: RHC

Number of shares held at Record Date	Dividend Rate per share	Gross Dividend (AUD)	Withholding Tax ¹ (AUD)	Net Dividend (AUD)	Franked Amount ² (AUD)	Unfranked Amount (AUD)	Franking Credit ³ (AUD)
1,000	86.5 cents	\$865.00	Nil	\$865.00	\$865.00	Nil	\$370.71

- This withholding tax applies to you if the dividend amount is partially or totally unfranked and you are a:
 - resident of Australia and your TFN or ABN has not been recorded by the share registry. TFN withholding tax is deducted from the gross unfranked portion of the dividend at the highest marginal tax rate applying to personal income; or
 - non-resident of Australia. Non-resident withholding tax (30%) is deducted from the gross unfranked portion of the dividend unless you are a resident of a country which has entered into a Double Taxation Agreement with Australia. In that case a lower rate (generally 15%) may apply.
- This dividend is 100% franked.
- The franking credit has been calculated at the rate of 30%.

Direct Credit Instruction

The total net payment has been paid in accordance with your instructions as shown below:

Bank Domicile:	AUS	Receipt Currency:	AUD
Bank Account Type:	Domestic	Amount Deposited:	865.00
Bank Code:	182-222		
Account Number:	120000757		
Exchange Rate:	N/A		

Please check the above details are correct and the payment has been credited to your account.

Please retain this statement for taxation purposes

shareholder.anz.com
anzshareregistry@computershare.com.au

Computershare Investor Services Pty Limited
GPO Box 2975 Melbourne
Victoria 3001 Australia

1800 113 399 (within Australia)
0800 174 007 (within New Zealand)
+61 3 9415 4010 (outside Australia)

001272 000 ANZ



MR SIMON WILLIAM BUDGEN &
MRS JUNE LYNETTE BUDGEN
<POSH FOODS P/L S/F A/C>
37 WENTWORTH STREET
RANDWICK NSW 2031

Holder Identification Number (HIN)

X 0069333125

Security Code ANZPG
Record Date 12 September 2018
Payment Date 20 September 2018

The details of your September **ANZ Capital Notes 4** distribution for the period from 20 June 2018 to 19 September 2018 (92 days) at the rate of 4.7549% p.a. are set out below.

Final Dividend	Final Dividend	Final Dividend	Final Dividend	Final Dividend	Final Dividend
Amount	Amount	Amount	Amount	Amount	Amount
A\$1,198.50	1,000	A\$1,198.50	A\$0.00	A\$513.64	A\$1,198.50

The distribution is 100% franked at the Australian company tax rate of 30%.

There is an Australian Taxation Office Class Ruling for ANZ Capital Notes 4. A copy is available at shareholder.anz.com/anz-capital-notes.

Noteholders should obtain their own professional advice on the tax implications of the distribution and retain this document to assist in tax return preparation.

MACQUARIE BANK LTD

BSB: 182-222
Account number: 120000757
Payment reference: 614076

If payment cannot be made to the above account, you will be notified and your entitlement will be held pending receipt of updated direct credit instructions.



ANZ
31 October 2018

31 October 2018
Full Year Results announced



shareholder.anz.com
anzshareregistry@computershare.com.au



Computershare Investor Services Pty Limited
GPO Box 2975 Melbourne
Victoria 3001 Australia



1800 113 399 (within Australia)
0800 174 007 (within New Zealand)
+61 3 9415 4010 (outside Australia)

031275 010 ANZ



MR SIMON WILLIAM BUDGEN &
MRS JUNE LYNETTE BUDGEN
<POSH FOODS P/L S/F A/C>
37 WENTWORTH STREET
RANDWICK NSW 2031

Holder Identification Number (HIN)

X 0069333125

Share Class	Ordinary
Record Date	15 May 2018
Payment Date	2 July 2018
Payment in Australian dollars	

The details of your **Interim Dividend** of A\$0.80 per share for the half year ended 31 March 2018 are set out below.

Number of Shares	Dividend per Share (A\$)	Total Dividend (A\$)	Net Amount (A\$)	Net Amount (NZ\$)
3,000	A\$2,400.00	A\$2,400.00	A\$1,028.57	NZ\$270.00

The dividend is 100% franked at the Australian company tax rate of 30%. A NZ Imputation Credit has been attached to the above dividend. For NZ taxpayers, your NZ gross income will include the aggregate of the Net Amount and the NZ Imputation Credit which should be included in your income tax return.

Shareholders should obtain their own professional advice on the tax implications of the dividend and retain this document to assist in tax return preparation.

MACQUARIE BANK LTD

BSB: 182-222
Account number: 120000757
Payment reference: 371042

NET AMOUNT: A\$2,400.00

If payment cannot be made to the above account, you will be notified and your entitlement will be held pending receipt of updated direct credit instructions.



31 October 2018
Full Year Results announced

31 October 2018
Full Year Results announced



001229 000 ANZ



MR SIMON WILLIAM BUDGEN &
MRS JUNE LYNETTE BUDGEN
<POSH FOODS P/L S/F A/C>
37 WENTWORTH STREET
RANDWICK NSW 2031



shareholder.anz.com
anzshareregistry@computershare.com.au



Computershare Investor Services Pty Limited
GPO Box 2975 Melbourne
Victoria 3001 Australia



1800 113 399 (within Australia)
0800 174 007 (within New Zealand)
+61 3 9415 4010 (outside Australia)

Holder Identification Number (HIN)

X 0069333125

Security Code ANZPG
Record Date 12 December 2018
Payment Date 20 December 2018

ANZ Capital Notes 4 Distribution Summary

The details of your December **ANZ Capital Notes 4** distribution for the period from 20 September 2018 to 19 December 2018 (91 days) at the rate of 4.6340% p.a. are set out below.

NET PAYABLE (AFTER TAX)	NUMBER OF NOTES	GROSS DIVIDEND AMOUNT	UNPAID TAX AMOUNT	PAID TAX AMOUNT	NET PAYABLE AMOUNT
A\$1,155.3	1,000	A\$1,155.30	A\$0.00	A\$495.13	A\$1,155.30

The distribution is 100% franked at the Australian company tax rate of 30%.

There is an Australian Taxation Office Class Ruling for ANZ Capital Notes 4. A copy is available at shareholder.anz.com/anz-capital-notes.

Noteholders should obtain their own professional advice on the tax implications of the distribution and retain this document to assist in tax return preparation.

MACQUARIE BANK LTD

BSB: 182-222
Account number: 120000757
Payment reference: 613886

PAYMENT AMOUNT: A\$1,155.30

If payment cannot be made to the above account, you will be notified and your entitlement will be held pending receipt of updated direct credit instructions.



To update your noteholder information in a fast, secure and environmentally friendly way visit anz.com/easyupdate.



Online:
www.computershare.com.au/easyupdate/CMA

By Mail:
 Computershare Investor Services Pty Limited
 GPO Box 2975 Melbourne
 Victoria 3001 Australia

Enquiries:
 (within Australia) 1300 855 080
 (international) 61 3 9415 4000

┌ 000165 000 CMA



MR SIMON WILLIAM BUDGEN &
 MRS JUNE LYNETTE BUDGEN
 <POSH FOODS P/L S/F A/C>
 37 WENTWORTH STREET
 RANDWICK NSW 2031

Holder Identification Number (HIN)

X 0069333125

ASX Code	CMA
TFN/ABN Status	Quoted
Record Date	29 June 2018
Payment Date	27 July 2018
Direct Credit Reference No.	82541

Centuria Metropolitan REIT - June 2018 Distribution

Dear Securityholder,

The distribution below represents a payment of 4.525 cents per CMA security, held as at record date, 29 June 2018.

Please register at www.computershare.com.au/easyupdate/CMA in order to update your TFN, bank account and other details online.

Class Description	Amount per Security	Number of Securities	Gross Payment
CMA Securities	\$0.04525	24,544	\$1,110.62
Net Payment			\$1,110.62

Centuria Metropolitan REIT is required to collect and report to the Australian Taxation Office (ATO) and other Taxation authorities in foreign jurisdictions certain information about the tax residency of investors. Please ensure your tax residency certification has been completed and is current. To do so, please go to www.computershare.com.au/selfcertification to enter your tax residency certification. Depending on your certification status, your details may be provided to the ATO and other tax authorities.

Note: You should retain this statement to assist you in preparing your tax return.

Your Payment Instruction

MACQUARIE BANK LTD
 BSB: 182-222 Account number: 120000757

Amount Deposited
AUD\$1,110.62



Macquarie Group Limited
 ABN 94 122 169 279

All correspondence to:
BoardRoom

Boardroom Pty Limited
 ABN 14 003 209 836
 GPO Box 3993
 Sydney NSW 2001
 Tel: 1300 554 096
 macquarie@boardroomlimited.com.au



010_7113_007652

MR SIMON WILLIAM BUDGEN &
 MRS JUNE LYNETTE BUDGEN
 <POSH FOODS P/L S/F A/C>
 37 WENTWORTH STREET
 RANDWICK NSW 2031

ASX Code: MQG
 SRN/HIN: X*****3125
 TFN/ABN status: Quoted
 Record Date: 13/11/2018
 Payment Date: 18/12/2018

Dividend Statement – Macquarie Group Limited

Dear Shareholder,

This dividend statement is for your Macquarie Group Limited interim ordinary dividend for the half year ended 30 September 2018.

This dividend is franked at 45% at the Australian corporate tax rate of 30%. Macquarie Group Limited declares the whole of the unfranked amount to be conduit foreign income.

Description	Dividend Rate per share \$	Shares Held	Unfranked Amount \$	Franked Amount \$	Gross Amount \$	Franking Credits \$
Ordinary Shares	2.15	1,263	1,493.50	1,221.95	2,715.45	523.69

Less Withholding Tax ¹	\$0.00
Net Amount	\$2,715.45

1. If you have not provided a TFN, ABN or TFN exemption, we deduct withholding tax of 47% from the unfranked amount of the dividend. You may be able to claim back as a credit any withholding tax we have deducted in your tax return. For more information, please visit the Australian Tax Office website at www.ato.gov.au. For non-residents, please note that non-resident withholding tax has not been deducted as the unfranked amount is declared to be conduit foreign income.

Direct Credit Instruction

The total net payment has been paid in accordance with your instructions as shown below:

Bank Domicile:	AUS	Receipt Currency:	AUD
Bank Account Type:	Domestic	Amount Deposited:	\$2,715.45
Bank Code:	182-222		
Account Number:	120000757		

Please retain this statement for taxation purposes

All registry communications to:
 Link Market Services Limited
 Locked Bag A6015, Sydney South NSW 1235
 Telephone (free call within Australia): +61 1800 804 255
 ASX Code: WBC
 Email: westpac@linkmarketservices.com.au
 Website: www.linkmarketservices.com.au



010 / 048515
 MR SIMON WILLIAM BUDGEN &
 MRS JUNE LYNETTE BUDGEN
 <POSH FOODS P/L S/F A/C>
 37 WENTWORTH STREET
 RANDWICK NSW 2031

Key details

Payment date: 20 December 2018
Record date: 14 November 2018
SRN/HIN: X00069333125
TFN/ABN status: RECEIVED AND RECORDED

Final dividend statement for the six months ended 30 September 2018

This dividend is 100% franked with Australian franking credits at the company tax rate of 30%.

Description	Participating holding	Dividend rate per share [#]	Unfranked amount	Franked amount	Total amount	Franking credit
Ordinary shares	10,435	94 cents	\$0.00	\$9,808.90	\$9,808.90	\$4,203.81
Net dividend amount					\$9,808.90	
***New Zealand Imputation Credit (NZIC)						NZ\$730.45

[#] The final dividend of 94 cents per share takes into consideration the cost of the Bank Levy which was equivalent to 8 cents per share. All amounts are in Australian dollars unless otherwise stated.

^{***} Only relevant for New Zealand taxpayers.

PAYMENT INSTRUCTIONS

MACQUARIE BANK

BSB: 182-222

ACC: *****0757

ACCOUNT NAME: JUNE LYNETTE BUDGEN & SIMON WILL

PAYMENT REFERENCE NUMBER: 001223250464

A payment has been made to the above account. If this account is not valid please turn over for instructions to update your details.



029901 010 ANZ



MR SIMON WILLIAM BUDGEN &
MRS JUNE LYNETTE BUDGEN
<POSH FOODS P/L S/F A/C>
37 WENTWORTH STREET
RANDWICK NSW 2031



shareholder.anz.com
anzshareregistry@computershare.com.au



Computershare Investor Services Pty Limited
GPO Box 2975 Melbourne
Victoria 3001 Australia



1800 113 399 (within Australia)
0800 174 007 (within New Zealand)
+61 3 9415 4010 (outside Australia)

Holder Identification Number (HIN)

X 0069333125

Share Class Ordinary
Record Date 13 November 2018
Payment Date 18 December 2018

Payment in Australian dollars

The details of your **Final Dividend** of A\$0.80 per share for the year ended 30 September 2018 are set out below.

Dividend Amount	Dividend Imputation	Net Dividend	Dividend Amount	Dividend Imputation
3,000	A\$2,400.00	A\$2,400.00	A\$1,028.57	NZ\$300.00

The dividend is 100% franked at the Australian company tax rate of 30%. A NZ Imputation Credit has been attached to the above dividend. For NZ taxpayers, your NZ gross income will include the aggregate of the Net Amount and the NZ Imputation Credit which should be included in your income tax return.

Shareholders should obtain their own professional advice on the tax implications of the dividend and retain this document to assist in tax return preparation.

MACQUARIE BANK LTD

BSB: 182-222
Account number: 120000757
Payment reference: 717568

PAYMENT AMOUNT: A\$1,028.57

If payment cannot be made to the above account, you will be notified and your entitlement will be held pending receipt of updated direct credit instructions.



To update your shareholder information in a fast, secure and environmentally friendly way visit anz.com/easyupdate.



010_7299_005093

MR SIMON WILLIAM BUDGEN &
MRS JUNE LYNETTE BUDGEN
<POSH FOODS P/L S/F A/C>
37 WENTWORTH STREET
RANDWICK NSW 2031

HIN/SRN: X0069333125
TFN/ABN Status: Quoted
Payment Date: 04/02/2019
Record Date: 31/12/2018

Distribution Statement

Payment Description: Centuria Capital Group Stapled Securities December 2018 Distribution

Security Class: Centuria Capital Group Stapled Securities

ASX Code: CNI

Number of units held at Record Date	Distribution Rate per unit	Gross Distribution ¹	Withholding Tax ²	Net Distribution Withheld
45,000	4.25	\$1,912.50	Nil	\$1,912.50

- Income is taxable in the tax year of entitlement rather than the tax year of receipt. All distributions are in Australian dollars.
- Withholding tax is deducted if your TFN or ABN has not been recorded or if non-resident withholding tax applies.

To update your bank account, TFN and other details, please log onto www.centuriainvestor.com.au, call Centuria Investor Services on 1800 182 257 (within Australia), or call +61 2 9290 9689 (outside Australia) or email CNI.Enquiry@CenturiaInvestor.com.au

This statement must be retained by you to assist in the preparation of your income tax return. If you are in any doubt as to your tax position, you should seek professional advice.

Important Notice - Distribution Payment Withheld

We note that we had not received your direct credit banking instructions prior to the record date and as a result, in accordance with the Company's direct credit distribution payment policy, **payment of your distribution entitlement has been withheld**. Your distribution entitlement will be credited to your nominated account after receipt of your valid direct credit banking instructions.

To update your bank account, TFN and other details, please log onto www.centuriainvestor.com.au, call Centuria Investor Services on 1800 182 257 (within Australia), or call +61 2 9290 9689 (outside Australia) or email CNI.Enquiry@CenturiaInvestor.com.au

Your distribution entitlement will not bear any interest. Once we have received your direct credit banking instructions, we will process your distribution payment as soon as practicable.



Sydney Airport Limited (ACN 165 056 360)
 Sydney Airport Trust 1 (ARSN 099 597 921)
 - responsible entity
 The Trust Company (Sydney Airport) Limited
 (ACN 115 967 087) (AFSL 301162)
 (together SYD)



All correspondence to:
 Computershare Investor Services Pty Limited
 GPO Box 2975 Melbourne
 Victoria 3001 Australia
 Enquiries (within Australia) 1800 102 368
 (outside Australia) 61 3 9415 4195
 www.investorcentre.com/au/contact

H 006175 010 SYD



MR SIMON WILLIAM BUDGEN &
 MRS JUNE LYNETTE BUDGEN
 <POSH FOODS P/L S/F A/C>
 37 WENTWORTH STREET
 RANDWICK NSW 2031

ASX code: SYD
 Holder ID No.: X0069333125
 TFN/ABN Status: Quoted
 Payment Date: 14 February 2019
 Record Date: 31 December 2018
 Direct Credit Reference: 874181

Distribution statement for the period ended 31 December 2018

Your Investment 10,000 Securities X Price at 31 December 2018 \$6.73 = A\$67,300.00

Security description	Amount per security	Number of securities	Gross distribution
SAT1 ^(a)	5.20 cents	10,000	A\$520.00
SAL ^(b)	13.80 cents	10,000	A\$1,380.00
			Less tax withheld - resident ^(c)
			A\$0.00
			Less tax withheld - non-resident ^(d)
			A\$0.00
			Net payment^(e)
			A\$1,900.00

Notes to SYD distribution statement

- (a) Distribution from Sydney Airport Trust 1 (SAT1).
- (b) Distribution (unfranked dividend) from Sydney Airport Limited (SAL).
- (c) The tax deducted from residents is a withholding made under the PAYG system because a tax file number (or where relevant, Australian business number) was not supplied and an exemption was not claimed.
- (d) The tax deducted from non-residents represents tax withheld at 10% from the Australian-sourced interest income component included in the SAT1 distribution (where applicable) and at appropriate rates from the unfranked dividend component paid by SAL.
- (e) SYD has a 31 December year-end for tax purposes. The above distribution will be included in your annual SYD tax statement for the year ending 30 June 2019. For Australian residents this will be relevant for the completion of your 2019 Australian income tax return. You will receive your annual SYD tax statement relevant to your 2019 income tax return in August 2019.

Please turn over for your indirect cost calculation.

Your funds have been credited to the following bank account:

MACQUARIE BANK LTD

BSB: 182-222

ACC: 120000757

Please retain this statement to assist with preparation of your income tax return.



Online:

www.computershare.com.au/easyupdate/tcl



By Mail:

Computershare Investor Services Pty Limited
 GPO Box 2975 Melbourne
 Victoria 3001 Australia

Enquiries:

(within Australia) 1300 360 146
 (international) +61 3 9415 4315

Holder Identification Number (HIN)

X 0069333125

ASX Code TCL
 TFN/ABN Status Quoted
 Record Date 31 December 2018
 Payment Date 15 February 2019
 Direct Credit Reference No. 866590

004378 010 TCL



MR SIMON WILLIAM BUDGEN &
 MRS JUNE LYNETTE BUDGEN
 <POSH FOODS P/L S/F A/C>
 37 WENTWORTH STREET
 RANDWICK NSW 2031

Distribution on Stapled Securities

Set out below are the details of your February 2019 Distribution comprising a fully franked dividend of 1 cent per security and a distribution of 28 cents per security, totalling 29 cents per security (less withholding tax where applicable).

Dividend

Class Description	Dividend per Security	Number of Securities	Gross Dividend	Franked Amount	Franking Credit	Net Dividend
¹ Triple Stapled Securities	1 cent	5,300	\$53.00	\$53.00	\$22.71	\$53.00

Distribution

Class Description	Amount per Security	Number of Securities	Non-Assessable Component	Interest Income	Rent and Other Income	Franked Distribution	Gross Distribution	Australian Tax Withheld	Net Distribution	Franking Credit
² Triple Stapled Securities	28 cents	5,300	\$704.31	\$535.82	\$243.87	\$0.00	\$1,484.00	\$0.00	\$1,484.00	\$0.00

TOTAL

	No. of Securities at Record Date	Total Dividend and Distribution per Security	Total Gross Dividend and Distribution	Total Australian Tax Withheld	Tax Deferred / Non-Assessable Component	Total Net Dividend and Distribution	Total Franking Credits
Total	5,300	29 cents	\$1,537.00	\$0.00	\$704.31	\$1,537.00	\$22.71

Important information is also contained on the back of this page

Your Payment Instruction

MACQUARIE BANK LTD
 BSB: 182-222 Account number: 120000757

Amount Deposited

AUD\$1,537.00

If payment cannot be made to the above instruction, a cheque will be forwarded to your registered address.



ALE PROPERTY GROUP

Australian Leisure and Entertainment Property Management Limited
ABN 45 105 275 278
Australian Leisure and Entertainment Property Trust
ARSN 106 063 049

Update your information:

Online:
www.computershare.com.au/easyupdate/LEP

By Mail:
Computershare Investor Services Pty Limited
GPO Box 2975 Melbourne
Victoria 3001 Australia

Enquiries:

(within Australia) 1300 302 429
(international) +61 3 9415 4141

Holder Identification Number (HIN)

X 0069333125

ASX Code LEP
TFN/ABN Status Quoted
Record Date 31 December 2018
Payment Date 5 March 2019
Direct Credit Reference No. 803940

ALE DISTRIBUTION PAYMENT

Dear Stapled Security Holder,

ALE Property Group ("ALE") is pleased to pay a distribution of 10.45 cents per stapled security for the period 1 July 2018 to 31 December 2018.

This distribution for the half year ended 31 December 2018 confirms the Board's distribution declaration released 18 December 2018.

Class Description	Cents per Security	Securities Held	Gross Distribution
Stapled Securities	10.45 cents	20,000	\$2,090.00
Net Distribution			\$2,090.00

ALE Property Group is required to collect and report to the Australian Taxation Office (ATO) and other Taxation authorities in foreign jurisdictions certain information about the tax residency of investors. Please ensure your tax residency certification has been completed and is current. To do so, please go to www.computershare.com/au/selfcertification to enter your tax residency certification. Depending on your certification status, your details may be provided to the ATO and other tax authorities.

Note: You should retain this statement to assist you in preparing your tax return.

Your Payment Instruction

MACQUARIE BANK LTD
BSB: 182-222 Account number: 120000757

Amount Deposited
AUD\$2,090.00

If payment cannot be made to the above instruction, a cheque will be forwarded to your registered address.



Macquarie Group Limited
ABN 94 122 169 279

All correspondence to:
Boardroom

Boardroom Pty Limited
ABN 14 003 209 836
GPO Box 3993
Sydney NSW 2001
Tel: 1300 554 096

macquarie@boardroomlimited.com.au



010_7416_001426

MR SIMON WILLIAM BUDGEN &
MRS JUNE LYNETTE BUDGEN
<POSH FOODS P/L S/F A/C>
37 WENTWORTH STREET
RANDWICK NSW 2031

ASX Code: MQGPB
SRN/HIN: X*****3125
TFN/ABN status: Quoted
Record Date: 08/03/2019
Payment Date: 18/03/2019

Distribution Statement – Macquarie Group Capital Notes 2

Dear Capital Notes 2 Holder,

This distribution statement is for your Macquarie Group Capital Notes 2 distribution for the period 17 September 2018 to 17 March 2019 (inclusive).

For Australian tax purposes this distribution is regarded as a non-share dividend and is franked at 45% at the Australian corporate tax rate of 30%. Macquarie Group Limited declares the whole of the unfranked amount to be conduit foreign income.

Securities Held	Distribution Rate % p.a.	Distribution Period (days)	Franked Amount	Unfranked Amount	Gross Distribution	Franking Credits
750	6.0812	182	\$1,023.40	\$1,250.83	\$2,274.23	\$438.60

Less Withholding Tax	Nil
Net Amount	\$2,274.23

Direct Credit Instruction

The total net payment has been paid in accordance with your instructions as shown below:

Bank Domicile:	AUS	Receipt Currency:	AUD
Bank Account Type:	Domestic	Amount Deposited:	\$2,274.23
Bank Code:	182-222		
Account Number:	*****0757		

Please retain this statement for taxation purposes



001245 000 ANZ



MR SIMON WILLIAM BUDGEN & MRS JUNE LYNETTE BUDGEN <POSH FOODS P/L S/F A/C> 37 WENTWORTH STREET RANDWICK NSW 2031

shareholder.anz.com
anzshareregistry@computershare.com.au
Computershare Investor Services Pty Limited
GPO Box 2975 Melbourne
Victoria 3001 Australia
1800 113 399 (within Australia)
0800 174 007 (within New Zealand)
+61 3 9415 4010 (outside Australia)

Holder Identification Number (HIN)

X 0069333125

Security Code ANZPG
Record Date 12 March 2019
Payment Date 20 March 2019

ANZ Capital Notes 4 Distribution


The details of your March ANZ Capital Notes 4 distribution for the period from 20 December 2018 to 19 March 2019 (90 days) at the rate of 4.7338% p.a. are set out below.

Table with 6 columns: Dividend, Dividend Rate, Dividend Total, Dividend Paid, Dividend Received, Dividend Account. Values include A\$1.1672, 1,000, A\$1,167.20, A\$0.00, A\$500.23, A\$1,167.20.

The distribution is 100% franked at the Australian company tax rate of 30%. There is an Australian Taxation Office Class Ruling for ANZ Capital Notes 4. A copy is available at shareholder.anz.com/anz-capital-notes. Noteholders should obtain their own professional advice on the tax implications of the distribution and retain this document to assist in tax return preparation.

MACQUARIE BANK LTD
BSB: 182-222
Account number: 120000757
Payment reference: 613668

If payment cannot be made to the above account, you will be notified and your entitlement will be held pending receipt of updated direct credit instructions.



ANZ
Group of Companies

1 May 2019
Half Year Results announced



SONIC
HEALTHCARE
LIMITED

ABN 24 004 196 909

Update your information:

Online:
www.computershare.com.au/easyupdate/shl

By Mail:
Computershare Investor Services Pty Limited
GPO Box 2975 Melbourne
Victoria 3001 Australia

Enquiries:

(within Australia) 1300 850 505
(international) +61 3 9415 4000

Holder Identification Number (HIN)

X 0069333125

ASX Code	SHL
TFN/ABN Status	Quoted
Record Date	11 March 2019
Payment Date	26 March 2019
Direct Credit Reference No.	844636

F 002131 010 SHL



MR SIMON WILLIAM BUDGEN &
MRS JUNE LYNETTE BUDGEN
<POSH FOODS P/L S/F A/C>
37 WENTWORTH STREET
RANDWICK NSW 2031

2019 Interim Dividend

Dear Securityholder

This advice represents payment of your Interim Dividend for the period ended 31 December 2018 at the rate of 33 cents per share. This payment is 20% franked at 30%.

For foreign registered securityholders, the directors declare that the unfranked portion of this dividend includes no Conduit Foreign Income. Non-resident withholding tax is therefore payable on this dividend. Future dividends may include Conduit Foreign Income and you will be advised of this at the relevant time.

Ensure your information is up to date. Simply visit www.computershare.com.au/easyupdate/shl to update your TFN, banking instructions or personal details.

Yours faithfully

Paul Alexander
Company Secretary

Class Description	Amount per Security	Number of Securities	Franked Amount	Unfranked Amount	Gross Payment
Ordinary Shares	33 Cents	4,770	\$314.82	\$1,259.28	\$1,574.10
Net Payment					AUD\$1,574.10
Franking Credit					\$134.92

Note: You should retain this statement to assist you in preparing your tax return.


Your Payment Instruction

MACQUARIE BANK LTD
BSB: 182-222 Account Number: 120000757

Amount Deposited

AUD\$1,574.10

If payment cannot be made to the above instruction, a cheque will be forwarded to your registered address.



Online: www.computershare.com.au/easyupdate/qub

By Mail: Computershare Investor Services Pty Limited
GPO Box 2975 Melbourne
Victoria 3001 Australia

Enquiries:
(within Australia) 1300 850 505
(international) +61 3 9415 4000

Holder Identification Number (HIN)

X 0069333125

ASX Code QUB
TFN/ABN Status Quoted
Record Date 7 March 2019
Payment Date 4 April 2019
Direct Credit Reference No. 817993

000740 010 QUB



MR SIMON WILLIAM BUDGEN &
MRS JUNE LYNETTE BUDGEN
<POSH FOODS P/L S/F A/C>
37 WENTWORTH STREET
RANDWICK NSW 2031

Interim Dividend for the Half Year Ended 31 December 2018

Dear Securityholder,

This payment represents an interim dividend of 2.8 cents per share for the half year ended 31 December 2018. This dividend is paid on the shares registered in your name and entitled to participate as at the record date of 7 March 2019. This payment is 100% franked at the Australian corporate tax rate of 30%.

Class Description	Amount per Security	Number of Securities	Franked Amount	Unfranked Amount	Gross Payment
Ordinary Shares	2.8 cents	49,439	\$1,384.29	\$0.00	\$1,384.29
Net Payment					\$1,384.29
Franking Credit					\$593.27


Important Notes:

- If you did not provide your Tax File Number or Australian Business Number (or other relevant exemption details) by the record date then, to the extent a dividend is not fully franked, withholding tax must by law be deducted from your payment.
- To update your details online, please go to: www.computershare.com.au/easyupdate/qub.
- You should retain this statement to assist you in preparing your tax return. A fee will be charged for a replacement statement.

Your Payment Instruction

MACQUARIE BANK LTD
BSB: 182-222 Account number: 120000757

Amount Deposited
AUD\$1,384.29



QUB



MR SIMON WILLIAM BUDGEN &
MRS JUNE LYNETTE BUDGEN
<POSH FOODS P/L S/F A/C>
37 WENTWORTH STREET
RANDWICK NSW 2031

Update your information:

Online:
www.computershare.com.au/easyupdate/qub

By Mail:
Computershare Investor Services Pty Limited
GPO Box 2975 Melbourne
Victoria 3001 Australia

Enquiries:

(within Australia) 1300 850 505
(international) +61 3 9415 4000

Holder Identification Number (HIN)

X 0069333125

ASX Code QUB
TFN/ABN Status Quoted
Record Date 7 March 2019
Payment Date 4 April 2019
Direct Credit Reference No. 819723

Special Dividend

Dear Securityholder,

This payment represents a special dividend of 1 cent per share. This dividend is paid on the shares registered in your name and entitled to participate as at the record date of 7 March 2019. This payment is 100% franked at the Australian corporate tax rate of 30%.

Class Description	Amount per Security	Number of Securities	Franked Amount	Unfranked Amount	Gross Payment
Ordinary Shares	1 cent	49,439	\$494.39	\$0.00	\$494.39
Net Payment					\$494.39
Franking Credit					\$211.88

Important Notes:

- If you did not provide your Tax File Number or Australian Business Number (or other relevant exemption details) by the record date then, to the extent a dividend is not fully franked, withholding tax must by law be deducted from your payment.
- To update your details online, please go to: www.computershare.com.au/easyupdate/qub.
- You should retain this statement to assist you in preparing your tax return. A fee will be charged for a replacement statement.

Your Payment Instruction

MACQUARIE BANK LTD
BSB: 182-222 Account number: 120000757

Amount Deposited
AUD\$494.39

Medibank Private Limited
ABN 47 080 890 259

008410 010 MPL



MR SIMON WILLIAM BUDGEN &
MRS JUNE LYNETTE BUDGEN
<POSH FOODS P/L S/F A/C>
37 WENTWORTH STREET
RANDWICK NSW 2031

Update your information:

Online:
www.computershare.com.au/easyupdate/MPL

By Mail:
Computershare Investor Services Pty Limited
GPO Box 2975 Melbourne
Victoria 3001 Australia

Enquiries:

(within Australia) 1800 998 778
(international) +61 (3) 9415 4011

Holder Identification Number (HIN)

X 0069333125

ASX Code	MPL
TFN/ABN Status	Quoted
Record Date	6 March 2019
Payment Date	28 March 2019
Direct Credit Reference No.	1018994

2019 Interim Dividend Statement

This statement represents payment of your interim dividend for the half year ended 31 December 2018. This dividend is paid at the rate of 5.7 cents per share for your holding of fully paid ordinary shares, registered in your name and entitled to participate as at the record date of 6 March 2019. This dividend is fully franked (100%) at the corporate tax rate of 30%.

Please register at www.computershare.com.au/easyupdate/MPL in order to update your TFN, bank account, and other details online.

Class Description	Dividend Rate per Security	Number of Securities	Franked Amount	Unfranked Amount	Gross Payment
Ordinary Shares	5.7 cents	40,000	\$2,280.00	\$0.00	\$2,280.00
Net Payment					\$2,280.00
Franking Credit					\$977.14

Note:

- You should retain this statement to assist you in preparing your tax return.
- If you require a replacement statement for any of your dividend payments, you may be charged a fee to cover the costs of reissue.

Your Payment Instruction

MACQUARIE BANK LTD
BSB: 182-222 Account number: 120000757

Amount Deposited
AUD\$2,280.00



ABN 65 144 840 639

Update your information:

Online: www.computershare.com.au/easyupdate/hso

By Mail: Computershare Investor Services Pty Limited PO Box 2975 Melbourne Victoria 3001 Australia

Enquiries: (within Australia) 1300 850 505 (international) +61 3 9415 4000

Holder Identification Number (HIN)

X 0069333125

ASX Code HSO
TFN/ABN Status Quoted
Record Date 5 March 2019
Payment Date 26 March 2019
Direct Credit Reference No. 817497

2019 Interim Dividend

Dear Shareholder,

This payment represents an interim dividend of 3.5 cents on your fully paid ordinary shares, registered in your name and entitled to participate as at the record date of 5 March 2019. This dividend is 100% franked at the corporate tax rate of 30%.

Please register at www.computershare.com.au/easyupdate/hso in order to update your TFN, bank account and other details online.

Ms Ingrid Player
Company Secretary

Table with 6 columns: Class Description, Amount per Security, Number of Securities, Franked Amount, Unfranked Amount, Gross Payment. Includes rows for Ordinary Shares, Net Payment, and Franking Credit.

Note: You should retain this statement to assist you in preparing your tax return.

Your Payment Instruction

MACQUARIE BANK LTD
BSB: 182-222 Account number: 120000757

Amount Deposited
AUD\$700.00



Reece Limited
 ABN 49 004 313 133

Update your information.

Online:
www.computershare.com.au/easyupdate/REH

By Mail:
 Computershare Investor Services Pty Limited
 GPO Box 2975 Melbourne
 Victoria 3001 Australia

Enquiries:
 (within Australia) 1300 850 505
 (international) +61 3 9415 4000

Holder Identification Number (HIN)

X 0069333125

ASX Code	REH
TFN/ABN Status	Quoted
Record Date	20 March 2019
Payment Date	28 March 2019
Direct Credit Reference No.	802944

000125 000 REH



MR SIMON WILLIAM BUDGEN &
 MRS JUNE LYNETTE BUDGEN
 <POSH FOODS P/L S/F A/C>
 37 WENTWORTH STREET
 RANDWICK NSW 2031

2019 Interim Dividend

Dear Shareholder,

This payment represents an interim dividend of 6 cents per share for the half year ended 31 December 2018. This dividend is paid on the shares registered in your name and entitled to participate as at the record date of 20 March 2019. This payment is 100% franked at the corporate tax rate of 30%.

Please register at www.computershare.com.au/easyupdate/REH in order to update your TFN, bank account and other details online.

G. W. Street
 Company Secretary

Class Description	Amount per Security	Number of Securities	Franked Amount	Unfranked Amount	Gross Payment
Ordinary Shares	6 cents	5,000	\$300.00	\$0.00	\$300.00
Net Payment					\$300.00
Franking Credit					\$128.57


Note: You should retain this statement to assist you in preparing your tax return.

Your Payment Instruction

MACQUARIE BANK LTD
 BSB: 182-222 Account number: 120000757

Amount Deposited
AUD\$300.00

If payment cannot be made to the above instruction, a cheque will be forwarded to your registered address.



Ramsay
Health Care

Ramsay Health Care Limited
ABN 57 001 288 768

All correspondence to:

BoardR m
Smart Business Solutions

Boardroom Pty Limited
ABN 14 003 209 836

GPO Box 3993
Sydney NSW 2001

Tel: 1300 737 760 (within Australia)
Tel: +61 2 9290 9600 (outside Australia)
Fax: +61 2 9279 0664

www.boardroomlimited.com.au
enquiries@boardroomlimited.com.au



010_7537_004771

MR SIMON WILLIAM BUDGEN &
MRS JUNE LYNETTE BUDGEN
<POSH FOODS P/L S/F A/C>
37 WENTWORTH STREET
RANDWICK NSW 2031

Reference Number: S00092736636
TFN/ABN Status: Quoted
Subregister: CHES
Record Date: 07/03/2019
Payment Date: 29/03/2019

Dividend Statement

Payment Description: 2019 Interim Dividend
Security Class: Fully Paid Ordinary Shares

ASX Code: RHC

Number of shares held at Record Date	Dividend Rate per share	Gross Dividend (AUD)	Withholding Tax ¹ (AUD)	Net Dividend (AUD)	Franked Amount ² (AUD)	Unfranked Amount (AUD)	Franking Credit ³ (AUD)
1,000	60 cents	\$600.00	Nil	\$600.00	\$600.00	Nil	\$257.14

- This withholding tax applies to you if the dividend amount is partially or totally unfranked and you are a:
 - resident of Australia and your TFN or ABN has not been recorded by the share registry. TFN withholding tax is deducted from the gross unfranked portion of the dividend at the highest marginal tax rate applying to personal income; or
 - non-resident of Australia. Non-resident withholding tax (30%) is deducted from the gross unfranked portion of the dividend unless you are a resident of a country which has entered into a Double Taxation Agreement with Australia. In that case a lower rate (generally 15%) may apply.
- This dividend is 100% franked.
- The franking credit has been calculated at the rate of 30%.

Direct Credit Instruction

The total net payment has been paid in accordance with your instructions as shown below:

Bank Domicile: AUS
Bank Account Type: Domestic
Bank Code: 182-222
Account Number: 120000757

Receipt Currency: AUD
Amount Deposited: 600.00

Exchange Rate: N/A

Please check the above details are correct and the payment has been credited to your account.

Please retain this statement for taxation purposes