

Client Name: **Barbarellas Cosmetic Discounts Superannuation Fund**



Year / Period Ended: **30/06/2022**

SMSF FINANCIAL STATEMENTS & ITR REVIEW CHECKLIST

	Y/N	N/A	Comments / Notes
A	✓		
B		✓	
C	✓		
D	✓		
E		✓	
F		✓	
G	✓		
H	✓		
I		✓	
J		✓	

(All other work papers as per Class account codes)

BEFORE commencing the job have you considered the following?

	Y/N	N/A	Comments
1	✓		
2	✓		

AFTER completing the job have you considered the following?

PBL

	Y/N	N/A	W/P Ref
3	✓		
4	✓		
5		✓	
6	✓		
7		✓	
8	✓		
9	✓		
10	✓		
11	✓		
12		✓	

Balance Sheet

13	✓		
14	✓		
15	✓		

ITR

16	✓		
17	✓		
18		✓	
19	✓		
20	✓		

Pre-Manager Review Check

	Y/N	N/A	Comments
21	✓		
22		✓	
23	✓		
24		✓	
25	✓		
26	✓		
27	✓		
28	✓		
29	✓		
30	✓		

Additional SMSF Matters

	Y/N	N/A	Comments
31		✓	
32	✓		
33	✓		
34	✓		
35	✓		
36	✓		
37	✓		
38	✓		
39		✓	
40	✓		
41	✓		
42	✓		
43		✓	
44		✓	
45		✓	
46		✓	
47		✓	
48		✓	
49		✓	
50		✓	
51		✓	
52		✓	
53	✓		

Pre - Audit Check

	Y/N	N/A	Comments
53	✓		
54	✓		
55		✓	
56	✓		
57		✓	
58	✓		
59		✓	
60	✓		

Prepared by: MA Initials: _____ Date: 14/10/2022
 Reviewed by: _____ Initials: _____ Date: _____

Value Add Ideas:

- | | | | |
|---|-------------------------------|----|--|
| 1 | Taxation planning | 9 | Assistance in Refinancing |
| 2 | Benchmarking | 10 | Improved bookkeeping/tax compliance |
| 3 | Super co-contribution | 11 | Automation of account procedures |
| 4 | Salary sacrificing | 12 | Risk & general insurance needs |
| 5 | Government Grants/Rebates | 13 | Superannuation/retirement issues |
| 6 | Cash Flow/Budget preparation | 14 | Investment planning/review |
| 7 | Management Assistance/reviews | 15 | Indirect taxes (eg. FBT, Payroll Tax, GST) |
| 8 | Asset Protection | 16 | Business Succession Issues |

Barbarellas Cosmetic Discounts Superannuation Fund

Detailed Trial Balance as at 30 June 2022

Prior Year		Description	Current Year	
Debits	Credits		Debits	Credits
INCOME				
Realised Capital Gains - Derivative Investments				
-	1,281.38	Magellan Global Fund. - Option Expiring 01-Mar-2024 Ex At Disc To Est Nav	-	-
Realised Capital Gains - Managed Investments				
-	-	I1 Fidelity Australian Equities Fund	-	9,374.18 ✓
-	-	Greencape Broadcap Fund	-	11,964.00 ✓
-	-	Magellan Wholesale Plus Infrastructure Fund	305.56 ✓	-
19.01	-	MFS Global Equity Trust	-	760.01 ✓
-	2,625.01	Walter Scott Wholesale Plus Global Equity Fund	-	10,852.49 ✓
Realised Capital Gains - Shares in Listed Companies				
-	-	I2 Commonwealth Bank Of Australia.	-	84.10 ✓
-	-	National Australia Bank Limited	-	3,092.48 ✓
-	-	Transurban Group - Rights-Appsclose 08Oct2021 Us Prohibited	-	193.14 ✓
-	-	Westpac Banking Corporation	1,150.82 ✓	-
Realised Capital Gains - Stapled Securities				
-	-	I3 Transurban Group - Ordinary Shares/Units Fully Paid Triple Stapled	-	9,898.46 ✓
Realised Capital Gains - Units In Listed Unit Trusts				
-	1,111.96	I4 Magellan Global Fund. - Ordinary Units Fully Paid Closed Class	-	2,704.28 ✓
Distributions - Managed Investments				
-	771.54	I5 APN Wholesale Plus AREIT Fund	-	849.96 ✓
-	-	I6 AUSBIL Australian Active Equity Portfolio	-	2,459.32 ✓
-	-	I7 ClearBridge RARE Infrastructure Value Fund - Unhedged	-	1,107.47 ✓
-	-	I8 Dimensional Global Value Trust	-	1,555.02 ✓
-	2,717.58	I9 Fidelity Australian Equities Fund	-	2,843.82 ✓
-	-	I10 GQG Partners Emerging Markets Equity Fund - Z Class	-	804.75 ✓
-	3,670.92	I11 Greencape Broadcap Fund	-	2,836.27 ✓
-	1,113.96	I12 Magellan Wholesale Plus Infrastructure Fund	-	3.13 ✓
-	5,694.65	I13 MFS Global Equity Trust	-	3,285.47 ✓
-	-	I14 Pengana Emerging Companies Fund	-	1,609.90 ✓
-	888.10	I15 Vanguard Australian Property Securities Index Fund	-	1,002.72 ✓
-	-	I16 Vanguard Balanced Index Fund	-	1,088.41 ✓
-	1,592.76	I17 Walter Scott Wholesale Plus Global Equity Fund	-	2,641.88 ✓
Distributions - Shares in Listed Companies				
-	712.04	I21 Australia And New Zealand Banking Group Limited - Cap Note 3-Bbsw+4.70% Perp Non-Cum Red T-03-24	-	\$713.80 ✓
Distributions - Stapled Securities				
-	710.20	I26 Transurban Group - Ordinary Shares/Units Fully Paid Triple Stapled	-	\$28.50 ✓
Distributions - Units In Listed Unit Trusts				
-	1,003.24	I18 Magellan Global Fund. - Ordinary Units Fully Paid Closed Class	-	1,442.19 ✓
-	1,111.09	Magellan Global Trust - Ordinary Units Fully Paid	-	-
-	-	I19 Vaneck S&P/ASX Midcap ETF - Vaneck S&P/ASX Midcap ETF	-	477.71 ✓

Barbarellas Cosmetic Discounts Superannuation Fund

Detailed Trial Balance as at 30 June 2022

Prior Year		Description	Current Year	
Debits	Credits		Debits	Credits
-	624.00	I20 Dividends - Shares in Listed Companies Australia And New Zealand Banking Group Limited	-	1,476.80 ✓
-	-	Australia And New Zealand Banking Group Limited - Cap Note	-	713.90
-	-	3-Bbsw+4.70% Perp Non-Cum Red T-03-24	-	5,798.89 ✓
-	1,177.57	I22 BHP Group Limited	-	5,794.64
-	1,434.86	I23 Commonwealth Bank Of Australia.	-	17,261.10 ✓
-	743.14	I24 National Australia Bank Limited	-	1,765.30 ✓
-	1,528.25	I25 Westpac Banking Corporation	-	1,740.50 ✓
-	-	Dividends - Stapled Securities Transurban Group - Ordinary Shares/Units Fully Paid Triple Stapled	-	28.50
-	0.20	I27 Interest - Cash At Bank BT Panorama Cash Management Account	-	2.16 ✓
-	1.07	BT Wrap	-	-
-	26.83	I28 Macquarie CMA 117088021	-	17.07 ✓
-	46.50	Fee Refund	-	-
EXPENSE				
55,620.00	-	E1 Pensions Paid - Mrs Barbara Clarke ABP 18.14% Tax Free	10,930.00 ✓	-
6,580.00	-	ABP 91.59% Tax Free	9,070.00 ✓	-
3,428.00	-	E2 Accountancy Fee	3,175.70 ✓	-
5,836.36	-	E3 Adviser Fee	5,540.46 ✓	-
183.77	-	Bank Fees - Cash At Bank E4 BT Panorama Cash Management Account	1,075.95 ✓	-
720.57	-	BT Wrap	-	-
-	-	E5 Regulatory Fees	22.69 ✓	-
259.00	-	SMSF Supervisory Levy	259.00	-
-	2,679.47	E6 Decrease in Market Value - Managed Investments APN Wholesale Plus AREIT Fund	2,437.94 ✓	-
-	-	AUSBIL Australian Active Equity Portfolio	4,131.39 ✓	-
-	-	ClearBridge RARE Infrastructure Value Fund - Unhedged	657.80 ✓	-
-	-	Dimensional Global Value Trust	3,085.33 ✓	-
-	10,675.09	Fidelity Australian Equities Fund	11,985.82 ✓	-
-	-	GQG Partners Emerging Markets Equity Fund - Z Class	4,831.81 ✓	-
-	8,081.99	Greencape Broadcap Fund	15,996.67 ✓	-
-	648.28	Magellan Wholesale Plus Infrastructure Fund	-	1,745.88 ✓
-	5,627.19	MFS Global Equity Trust	5,926.41 ✓	-
-	-	Munro Global Growth Fund	4,056.16 ✓	-
-	-	Pengana Emerging Companies Fund	5,112.66 ✓	-
-	3,396.77	Vanguard Australian Property Securities Index Fund	2,741.79 ✓	-
-	-	Vanguard Balanced Index Fund	5,737.59 ✓	-
-	7,042.42	Walter Scott Wholesale Plus Global Equity Fund	11,301.25 ✓	-
-	6,923.28	E7 Decrease in Market Value - Shares in Listed Companies Australia And New Zealand Banking Group Limited	4,455.36 ✓	-

Barbarellas Cosmetic Discounts Superannuation Fund

Detailed Trial Balance as at 30 June 2022

Prior Year		Description	Current Year	
Debits	Credits		Debits	Credits
-	480.00	E7 Australia And New Zealand Banking Group Limited - Cap Note 3-Bbsw+4.70% Perp Non-Cum Red T-03-24	535.50 ✓	-
-	5,087.25	BHP Group Limited	2,920.68 ✓	-
-	12,332.25	Commonwealth Bank Of Australia.	15,060.19 ✓	-
-	7,784.00	National Australia Bank Limited	1,841.57 ✓	-
-	9,447.72	Westpac Banking Corporation	6,020.60 ✓	-
-	-	Woodside Energy Group Ltd	-	149.76 ✓
-	199.50	Decrease in Market Value - Stapled Securities E8 Transurban Group - Ordinary Shares/Units Fully Paid Triple Stapled	10,657.06 ✓	-
-	9,731.56	Decrease in Market Value - Units In Listed Unit Trusts E9 Magellan Global Fund. - Ordinary Units Fully Paid Closed Class	12,259.82 ✓	-
9,157.82	-	Magellan Global Trust - Ordinary Units Fully Paid	-	-
-	-	Vaneck S&P/ASX Midcap ETF - Vaneck S&P/ASX Midcap ETF	2,340.88 ✓	-
286.94	-	INCOME TAX Excessive Foreign Tax Credit Writeoff Expense	409.90	-
38,632.15	-	PROFIT & LOSS CLEARING ACCOUNT Profit & Loss Clearing Account	-	62,407.69
15,279.78	-	ASSETS Managed Investments A1 APN Wholesale Plus AREIT Fund	12,841.84 ✓	-
-	-	AUSBIL Australian Active Equity Portfolio	18,368.61 ✓	-
-	-	ClearBridge RARE Infrastructure Value Fund - Unhedged	14,342.20 ✓	-
-	-	Dimensional Global Value Trust	28,914.67 ✓	-
52,150.20	-	Fidelity Australian Equities Fund	17,538.57 ✓	-
-	-	GQG Partners Emerging Markets Equity Fund - Z Class	20,168.19 ✓	-
51,863.79	-	Greencape Broadcap Fund	18,331.12 ✓	-
21,855.84	-	Magellan Wholesale Plus Infrastructure Fund	15,296.16 ✓	-
45,401.04	-	MFS Global Equity Trust	25,234.64 ✓	-
-	-	Munro Global Growth Fund	15,943.84 ✓	-
-	-	Pengana Emerging Companies Fund	9,887.34 ✓	-
16,242.08	-	Vanguard Australian Property Securities Index Fund	13,500.29 ✓	-
-	-	Vanguard Balanced Index Fund	34,262.41 ✓	-
51,991.72	-	Walter Scott Wholesale Plus Global Equity Fund	15,542.96 ✓	-
20,493.20	-	Shares in Listed Companies A2 Australia And New Zealand Banking Group Limited	16,037.84 ✓	-
16,042.50	-	A3 Australia And New Zealand Banking Group Limited - Cap Note 3-Bbsw+4.70% Perp Non-Cum Red T-03-24	15,507.00 ✓	-
19,379.43	-	A4 BHP Group Limited	16,458.75 ✓	-
40,447.35	-	A5 Commonwealth Bank Of Australia.	21,962.34 ✓	-
25,512.06	-	A6 National Australia Bank Limited	19,802.97 ✓	-
31,023.62	-	A7 Westpac Banking Corporation	15,892.50 ✓	-
-	-	A12 Woodside Energy Group Ltd	2,292.48 ✓	-

Barbarellas Cosmetic Discounts Superannuation Fund

Detailed Trial Balance as at 30 June 2022

Prior Year		Description	Current Year	
Debits	Credits		Debits	Credits
28,388.85	-	Stapled Securities Transurban Group - Ordinary Shares/Units Fully Paid Triple Stapled	-	-
49,613.91	-	Units In Listed Unit Trusts A8 Magellan Global Fund. - Ordinary Units Fully Paid Closed Class	25,091.50 ✓	-
-	-	A9 Vaneck S&P/ASX Midcap ETF - Vaneck S&P/ASX Midcap ETF	12,655.50 ✓	-
18,220.27	-	Cash At Bank A10 BT Panorama Cash Management Account	32,642.76 ✓	-
14,480.06	-	A11 Macquarie CMA 117088021	11,515.26 ✓	-
408.98	-	Receivables - Investment Income Receivable - Distributions A13 Transurban Group - Ordinary Shares/Units Fully Paid Triple Stapled	- ✓	-
1,003.24	-	Receivables - Investment Income Receivable - Distributions A14 Magellan Global Fund. - Ordinary Units Fully Paid Closed Class	685.34 ✓	-
4,134.00	-	A15 Magellan Global Trust - Ordinary Units Fully Paid	4,134.00 ✓	-
-	-	A16 Vaneck S&P/ASX Midcap ETF - Vaneck S&P/ASX Midcap ETF	210.60 ✓	-
-	-	Receivables - Investment Income Receivable - Dividends A17 Australia And New Zealand Banking Group Limited	-	524.16 ✓
-	-	A18 National Australia Bank Limited	-	527.79 ✓
-	-	Current Tax Assets - Franking Credits - Managed Investments A19 AUSBIL Australian Active Equity Portfolio	384.82 ✓	-
-	-	A20 ClearBridge RARE Infrastructure Value Fund - Unhedged	0.15 ✓	-
-	-	A21 Dimensional Global Value Trust	0.11 ✓	-
452.51	-	A22 Fidelity Australian Equities Fund	420.42 ✓	-
313.39	-	A23 Greencape Broadcap Fund	404.44 ✓	-
3.69	-	A24 Magellan Wholesale Plus Infrastructure Fund	2.51 ✓	-
-	-	A25 Pengana Emerging Companies Fund	81.24 ✓	-
-	-	A26 Vanguard Australian Property Securities Index Fund	7.75 ✓	-
-	-	A27 Vanguard Balanced Index Fund	121.48 ✓	-
187.20	-	Current Tax Assets - Franking Credits - Shares in Listed Companies A28 Australia And New Zealand Banking Group Limited	443.04 ✓	-
213.61	-	A29 Australia And New Zealand Banking Group Limited - Cap Note 3-Bbsw+4.70% Perp Non-Cum Red T-03-24	214.14 ✓	-
353.27	-	A30 BHP Group Limited	1,738.39 ✓	-
430.46	-	A31 Commonwealth Bank Of Australia.	5,178.33 ✓	-
222.94	-	A32 National Australia Bank Limited	529.59 ✓	-
458.47	-	A33 Westpac Banking Corporation	522.15 ✓	-
1.97	-	Current Tax Assets - Franking Credits - Stapled Securities A34 Transurban Group - Ordinary Shares/Units Fully Paid Triple Stapled	8.55 ✓	-
-	-	Current Tax Assets - Franking Credits - Units In Listed Unit Trusts A35 Vaneck S&P/ASX Midcap ETF - Vaneck S&P/ASX Midcap ETF	94.90 ✓	-

Barbarellas Cosmetic Discounts Superannuation Fund

Detailed Trial Balance as at 30 June 2022

Prior Year		Description	Current Year	
Debits	Credits		Debits	Credits
		Current Tax Assets - Foreign Tax Credits - Managed Investments		
0.15	-	APN Wholesale Plus AREIT Fund	-	-
-	-	A36 AUSBIL Australian Active Equity Portfolio	0.30 ✓	-
-	-	A37 ClearBridge RARE Infrastructure Value Fund - Unhedged	24.06 ✓	-
-	-	A38 Dimensional Global Value Trust	111.43 ✓	-
0.07	-	A39 Fidelity Australian Equities Fund	0.65 ✓	-
-	-	A40 GQG Partners Emerging Markets Equity Fund - Z Class	88.59 ✓	-
10.45	-	A41 Greencape Broadcap Fund	3.85 ✓	-
55.88	-	Magellan Wholesale Plus Infrastructure Fund	-	-
106.46	-	A42 MFS Global Equity Trust	58.58 ✓	-
0.19	-	A43 Vanguard Australian Property Securities Index Fund	0.93 ✓	-
-	-	A44 Vanguard Balanced Index Fund	15.85 ✓	-
113.74	-	A45 Walter Scott Wholesale Plus Global Equity Fund	33.54 ✓	-
		Current Tax Assets - Foreign Tax Credits - Units In Listed Unit Trusts		
-	-	A46 Magellan Global Fund. - Ordinary Units Fully Paid Closed Class	71.51 ✓	-
-	-	A47 Vaneck S&P/ASX Midcap ETF - Vaneck S&P/ASX Midcap ETF	0.61 ✓	-
		Current Tax Assets		
-	286.94	A48 Excessive Foreign Tax Credit Writeoff	-	409.90 ✓
LIABILITIES				
MEMBER ENTITLEMENTS				
		Mrs Barbara Clarke		
-	267,393.43	ABP 18.14% Tax Free	-	234,949.35
-	259,176.00	ABP 91.59% Tax Free	-	229,212.39
<u>647,579.99</u>	<u>647,579.99</u>		<u>631,657.95</u>	<u>631,657.95</u>

May Aung

From: Peter Hickey <peterh@viafg.com.au>
Sent: Friday, 12 August 2022 11:22 AM
To: May Aung
Cc: williams200@bigpond.com; Sam Haydon; Ann Ash; Madelyn Porter
Subject: RE: 2022 Information request re Barbarella Cos Dis Super Fund

Follow Up Flag: Follow up
Flag Status: Flagged

Hi May

Thank you for your email.

The BT Panorama tax statements will be issued anywhere from Mid-September to say Mid-October, based on prior years.

We have made a note to email these to you together with other relevant information when available.

Any direct share dividends paid before we arranged the in-specie transfer to Bt Panorama in early November 2021 will be held by Barbara so you will need to get those from her together with the SMSF bank statements.

On a personal note, I am retiring on 31 August 2022.

Sam Haydon (sam@viafg.com.au) will be looking after Barb going forward and of course you can always contact Ann (aash@viafg.com.au) or Madelyn (madelyn@viafg.com.au) with any admin queries.

Regards

Peter

Peter Hickey
Financial Adviser



Via Financial Group

P 07 5616 8013
M 0447 460 001
viafg.com.au

View our Financial Services Guide:
[Financial Services Guide](#)

Via Financial Group Pty Ltd is a Corporate Authorised Representative of VIAFGA Pty Ltd ABN 82 616 173 678, Australian Financial Services Licence number 508751. This information may be regarded as general advice. That is, your personal objectives, needs or financial situations were not taken into account when preparing this information. Accordingly, you should consider the appropriateness of any general advice we have given you, having regard to your own objectives, financial situation and needs before acting on it. Where the information relates to a particular financial product, you should obtain and consider the relevant product disclosure statement before making any decision to purchase that financial product. The information contained in this mail message is confidential and may also be legally privileged. If you are not the intended recipient, please notify me by return e-mail, delete your copy of the message, and accept my apologies for any inconvenience caused. Please note that any use, dissemination, further distribution, or reproduction of this message, in any form, is strictly prohibited.

Barbarellas Cosmetic Discounts Superannuation Fund

Statement of Taxable Income

For the Period from 1 July 2021 to 30 June 2022

Description	Tax Return Ref.	Amount
<u>Income</u>		
Section B		
Total Gross Interest	C	19.00
Total Net Foreign Income	D	2,559.00
Total Franked Dividend Amount	K	19,629.00
Total Dividend Franking Credit	L	8,412.00
Total Gross Trust Distributions	M	6,802.00
Total Exempt Current Pension Income	Y	(37,421.00)
Total Assessable Income		0.00
<u>Deductions</u>		
Section C		
Total Deductions		0.00
Taxable Income or Loss	(V - N) O	0.00
<u>Income Tax Calculation Statement</u>		
Section D		
Gross Tax		
Total Gross Tax		0.00
Rebates and Offsets		
	C	0.00
SUBTOTAL		0.00
Total Credit: Refundable Franking Credits	E1	10,153.29
Total Eligible Credits		0.00
Net Tax Payable		(10,153.29)
Total Supervisory Levy	L	259.00
Total Amount Due / (Refundable)		(9,894.29)

Annual Pension Review Statement

For the Financial Year 2022 / 2023

1. Fund Details

Fund Name	Barbarellas Cosmetic Discounts Superannuation Fund
Fund ABN	75 330 540 177
Fund Address	174/96 Village Way LITTLE MOUNTAIN, QLD 4551

2. Member Details

Member's Name	Mrs Barbara Clarke
Date of Birth	7 February 1941
Gender	Female
Tax File Number Held	Yes
Claim Tax Free Threshold	Yes

3. Pension Details

Pension Account	ABP 18.14% Tax Free
Pension Type	Account Based
Start Date	1 July 2007
Reversionary Beneficiary	Not recorded
Purchase Price	0.00
Account Balance	234,949.35
Date of Balance	30 June 2022
Tax Free Proportion	18.14%

Income Stream Requirements

Minimum Pension	8,220.00
Maximum Pension*	Not Applicable

* Maximum Pension applies only to Transition to Retirement pensions, a limit of 10% of the member's account balance in income that can be drawn each year.

Pension Payment Details

Payment Frequency	Yearly
Selected Amount Strategy	Minimum
Selected Amount	8,220.00

4. Member Declaration

I intend on drawing income from my Account Based account during the 2022 / 2023 financial year in accordance with the above. I understand it is the Trustee's responsibility to ensure that the member draws an income stream in accordance with the relevant legislation.

Signature _____ Date _____ / _____ / _____

Annual Pension Review Statement For the Financial Year 2022 / 2023

1. Fund Details

Fund Name	Barbarellas Cosmetic Discounts Superannuation Fund
Fund ABN	75 330 540 177
Fund Address	174/96 Village Way LITTLE MOUNTAIN, QLD 4551

2. Member Details

Member's Name	Mrs Barbara Clarke
Date of Birth	7 February 1941
Gender	Female
Tax File Number Held	Yes
Claim Tax Free Threshold	Yes

3. Pension Details

Pension Account	ABP 91.59% Tax Free
Pension Type	Account Based
Start Date	1 July 2007
Reversionary Beneficiary	Not recorded
Purchase Price	0.00
Account Balance	229,212.39
Date of Balance	30 June 2022
Tax Free Proportion	91.59%

Income Stream Requirements

Minimum Pension	8,020.00
Maximum Pension*	Not Applicable

* Maximum Pension applies only to Transition to Retirement pensions, a limit of 10% of the member's account balance in income that can be drawn each year.

Pension Payment Details

Payment Frequency	Yearly
Selected Amount Strategy	Minimum
Selected Amount	8,020.00

4. Member Declaration

I intend on drawing income from my Account Based account during the 2022 / 2023 financial year in accordance with the above. I understand it is the Trustee's responsibility to ensure that the member draws an income stream in accordance with the relevant legislation.

Signature _____ Date _____ / _____ / _____

Barbarellas Cosmetic Discounts Superannuation Fund

Realised Capital Gains

For the period from 1 July 2021 to 30 June 2022

	Accounting Treatment					Taxation Treatment					
	Quantity	Proceeds	Excess Tax Value*	Original Cost	Accounting Profit/(Loss)	Cost Base Calculation		Capital Gains Calculation			
						Adjusted	Reduced	Indexation	Discounted	Other	Deferred
Listed Derivatives Market											
Transurban Group - Rights-Appsclose 08Oct2021 Us Prohibited (ASX:TCLR)											
04/10/2021	Sale	1	222.00 ✓	193.14 ✓	0.00	193.14 ✓					
			222.00	193.14	0.00	193.14					0.00
sell confirmation attached separately from BT report											
Listed Derivatives Market Total											
			193.14	0.00	193.14						0.00
Listed Securities Market											
Commonwealth Bank Of Australia. (ASX:CBA)											
04/10/2021	Sale	2	162.00 ✓	3,508.92 ✓	3,424.82	84.10 ✓					
			162.00	3,508.92	3,424.82	84.10					0.00
Magellan Global Fund. - Ordinary Units Fully Paid Closed Class (ASX:MGF)											
03/12/2021	Sale	3	8,686.00 ✓	14,966.87 ✓	12,262.59	2,704.28 ✓					
30/06/2022	Dist		0.00	0.00	0.00						
30/06/2022	Dist		0.00	0.00	0.00						
			8,686.00	14,966.87	12,262.59	2,704.28					0.00
National Australia Bank Limited (ASX:NAB)											
03/12/2021	Sale	4	250.00 ✓	6,960.00 ✓	3,867.52	3,092.48 ✓					
			250.00	6,960.00	3,867.52	3,092.48					0.00
Transurban Group - Ordinary Shares/Units Fully Paid Triple Stapled (ASX:TCL)											
03/12/2021	Sale	5	1,995.00 ✓	27,630.25 ✓	17,731.79	9,898.46 ✓					
			1,995.00	27,630.25	17,731.79	9,898.46					0.00
Vaneck S&P/ASX Midcap ETF - Vaneck S&P/ASX Midcap ETF (ASX:MVE)											
30/06/2022	Dist		0.00	0.00	0.00						
30/06/2022	Dist		0.00	0.00	0.00						
			0.00	0.00	0.00						0.00
Westpac Banking Corporation (ASX:WBC)											
03/12/2021	Sale	6	387.00 ✓	7,959.70 ✓	9,110.52	(1,150.82) ✓					
			387.00	7,959.70	9,110.52	(1,150.82)					0.00
Listed Securities Market Total											
			61,025.74	46,397.24	14,628.50						0.00

Barbarellas Cosmetic Discounts Superannuation Fund
Realised Capital Gains
For the period from 1 July 2021 to 30 June 2022

		Accounting Treatment				Taxation Treatment							
		Quantity	Proceeds	Excess Tax Value*	Original Cost	Accounting Profit/(Loss)	Cost Base Calculation		Capital Gains Calculation				
							Adjusted	Reduced	Indexation	Discounted	Other	Deferred	Capital Loss
<u>Managed Funds Market</u>													
AUSBIL Australian Active Equity Portfolio													
30/06/2022	Dist	0.00	0.00		0.00								
30/06/2022	Dist	0.00	0.00		0.00								
		0.00	0.00		0.00							0.00	
ClearBridge RARE Infrastructure Value Fund - Unhedged													
30/06/2022	Dist	0.00	0.00		0.00								
30/06/2022	Dist	0.00	0.00		0.00								
30/06/2022	Dist	0.00	0.00		0.00								
		0.00	0.00		0.00							0.00	
Dimensional Global Value Trust													
30/06/2022	Dist	0.00	0.00		0.00								
30/06/2022	Dist	0.00	0.00		0.00								
		0.00	0.00		0.00							0.00	
Fidelity Australian Equities Fund													
06/12/2021	Sale	7	791.37 ✓	31,999.99 ✓	22,625.81	9,374.18							
30/06/2022	Dist		0.00		0.00								
30/06/2022	Dist		0.00		0.00								
30/06/2022	Dist		0.00		0.00								
30/06/2022	Dist		0.00		0.00								
		791.37	31,999.99		22,625.81	9,374.18 ✓						0.00	
Greencap Broadcap Fund													
06/12/2021	Sale	8	16,265.99 ✓	29,500.00 ✓	17,536.00	11,964.00							
30/06/2022	Dist		0.00		0.00								
30/06/2022	Dist		0.00		0.00								
30/06/2022	Dist		0.00		0.00								
30/06/2022	Dist		0.00		0.00								
		16,265.99	29,500.00		17,536.00	11,964.00 ✓						0.00	

Barbarellas Cosmetic Discounts Superannuation Fund
Realised Capital Gains
For the period from 1 July 2021 to 30 June 2022

		Accounting Treatment				Taxation Treatment							
		Quantity	Proceeds	Excess Tax Value*	Original Cost	Accounting Profit/(Loss)	Cost Base Calculation		Capital Gains Calculation				
							Adjusted	Reduced	Indexation	Discounted	Other	Deferred	Capital Loss
Managed Funds Market													
Magellan Wholesale Plus Infrastructure Fund													
07/12/2021	Sale	9	6,628.01 ✓	8,000.00 ✓	8,305.56	(305.56)							
30/06/2022	Dist		0.00	0.00	0.00								
			6,628.01	8,000.00	8,305.56	(305.56) ✓						0.00	
MFS Global Equity Trust													
06/12/2021	Sale	10	6,479.20 ✓	15,000.00 ✓	14,239.99	760.01							
30/06/2022	Dist		0.00	0.00	0.00								
			6,479.20	15,000.00	14,239.99	760.01 ✓						0.00	
Pengana Emerging Companies Fund													
30/06/2022	Dist		0.00	0.00	0.00								
30/06/2022	Dist		0.00	0.00	0.00								
			0.00	0.00	0.00							0.00	
Vanguard Australian Property Securities Index Fund													
30/06/2022	Dist		0.00	0.00	0.00								
30/06/2022	Dist		0.00	0.00	0.00								
30/06/2022	Dist		0.00	0.00	0.00								
30/06/2022	Dist		0.00	0.00	0.00								
			0.00	0.00	0.00							0.00	
Vanguard Balanced Index Fund													
30/06/2022	Dist		0.00	0.00	0.00								
30/06/2022	Dist		0.00	0.00	0.00								
30/06/2022	Dist		0.00	0.00	0.00								
			0.00	0.00	0.00							0.00	
Walter Scott Wholesale Plus Global Equity Fund													
07/12/2021	Sale	11	17,525.93 ✓	36,000.00 ✓	25,147.51	10,852.49							
30/06/2022	Dist		0.00	0.00	0.00								
			17,525.93	36,000.00	25,147.51	10,852.49 ✓						0.00	
Managed Funds Market Total			120,499.99		87,854.87	32,645.12						0.00	

BELL POTTER ONLINE

Third Party Platform Pty Ltd
GPO Box 1630
Sydney NSW 2001
1800 33 00 88

**Mrs Barbara Irene Clarke + Mr David James Clarke <Barbarella
Cos Dis S/F A/C>
76 MAHOGANY DRIVE
PELICAN WATERS QLD 4551**

**Execution and Settlement Agent, Third Party Platform Pty Ltd, Level 30, One Farrer Place, Sydney NSW 2000
ABN# 74 121 227 905, AFSL# 314341, A Participant of the ASX Group and Trading Participant of Chi-X**

Sell Order Instruction		Tax Invoice S21387298	
Time/Date Created	30-Sep-21 11:50 AM AEST	Trade Date	30-Sep-21
Order Creator	Peter John Hickey	As at Date	30-Sep-21
Time/Date Last Amended	30-Sep-21 11:50 AM AEST	Settlement Date	04-Oct-21
Reference		Amount Payable	\$193.14
		Settlement Funding	MBL 184446 *****8021

**A/C 23031246 - Mrs Barbara Irene Clarke + Mr David James Clarke <Barbarella Cos Dis
S/F A/C>**

Sell Contract S21387298

We have sold for you:

ASX Code: TCLR
Description: **TRANSURBAN GROUP RIGHTS-APPSCLOSE 08OCT2021 US PROHIBITED**
Quantity: **222**
Basis of Quotation:
Price: \$0.87 (average)

Trade Value	\$193.14
Brokerage	\$0.00
Net Proceeds	\$193.14
<i>Includes GST of:</i>	\$0.00

Payment Instructions

Unless we hear from you prior to settlement your proceeds will be credited into your nominated bank account.

These securities are FOR Financial Products and thus subject to prohibition on US residents from transacting in them.

Third Party Platform Pty Ltd is a Trading Participant of both ASX and Chi-X. Your order may have been executed on either or both markets of which Third Party Platform Pty Ltd is a Participant.

This confirmation is issued subject to (a) the directions, decisions and requirements of the Market Operator, the ASIC Market Integrity Rules, the Market Operating Rules, the ASX Clear Operating Rules and where relevant the ASX Settlement Operating Rules; (b) the customs and usages of the Market and (c) the correction of errors and omissions. If condition code is 'XT' or 'SA' then all or part of that transaction was crossed. Explanation of Basis of Quotation abbreviations can be obtained from http://www.asx.com.au/prices/status_notes.htm. All Market Transactions are executed and settled through our Execution and Settlement Agent. Where an inconsistency exists between an electronic message which has been sent in relation to one or more of the transactions which are reflected in this Confirmation, this Confirmation shall prevail to the extent of that inconsistency. If this confirmation does not correspond with your records, please call your advisor at the Licensee above within 48 hours of receipt.

BARBARELLAS COSMETIC DISCOUNTS
SUPERANNUATION FUND

Mrs Barbara Clarke
174/96 Village Way
LITTLE MOUNTAIN QLD 4551

Your Annual tax statement

Hi Barbara,

Enclosed is your BT Panorama Investments tax statement for the year ending 30 June 2022. Please review and keep it for your records.

How to find information online

To view up-to-date details of your account including past statements from BT Wrap, you can go to panoramainvestor.com.au and sign in using your existing username and password.

If you'd like to receive your correspondence online as soon as it is available, you can change your correspondence preference on the 'Account details' page for your account.

Call us on 1300 881 716 if you'd like to register for online access.

Need help?

To access the Panorama Tax Guide go to panoramainvestor.com.au/documents/guides.

For additional information or if you have any questions, please contact Via Financial Group Pty Ltd at admin@viafg.com.au.

Yours sincerely,



Kathy Vincent
General Manager Platforms & Investments

Annual tax statement

for the period 1 July 2021 to 30 June 2022

Account details

Product	BT Panorama Investments
Account ID	120634910
Account name	David Clarke & Barbara Clarke ATF BARBARELLAS COSMETIC DISCOUNTS SUPERANNUATION FUND
Entity type	SMSF
Adviser	Via Financial Group Pty Ltd

Contents

Summary of assessable income	2
Deductions and credits summary	3
Interest schedule	5
Dividends schedule	6
Distributions schedule	8
Capital gain/loss schedule	13
Miscellaneous expenses schedule	20
Complaints	22

For more information



1300 881 716



support@panorama.com.au

Please read the Panorama tax guide where the information contained in this statement is further explained

Net capital gain/loss schedule

	Capital losses	Gains not eligible for discount	Gains eligible for discount
Capital gains/losses on sales	1,347.42	0.00	47,774.54
Net capital gain from distributions			
TAP		0.00	78.02
Non TAP		156.80	15,994.82
On platform losses brought forward	0.00		
Subtotal	\$1,347.42	\$156.80	\$63,847.38
Application of losses	-1,347.42	-156.80	-1,190.62
Subtotal	\$0.00	\$0.00	\$62,656.76
CGT discount			-20,885.62

Net capital gain/loss

\$0.00

\$0.00

\$41,771.14

Security	Disposal date	Quantity	Sale proceeds \$	Acquisition date	CGT/reduced/indexed cost base \$	Capital losses \$	Gains not eligible for discount \$	Gains eligible for discount \$
BTA0542AU Walter Scott Wholesale Plus Global Equity Fund		11						
BTA0542AU Walter Scott Wholesale Plus Global Equity Fund	7 Dec 2021	3,949.1562	8,111.96	7 May 2018	5,308.46	0.00	0.00	2,803.50
BTA0542AU Walter Scott Wholesale Plus Global Equity Fund	7 Dec 2021	1,459.6400	2,998.25	15 May 2018	2,000.00	0.00	0.00	998.25
BTA0542AU Walter Scott Wholesale Plus Global Equity Fund	7 Dec 2021	4,201.6800	8,630.67	10 Sep 2018	6,000.00	0.00	0.00	2,630.67
BTA0542AU Walter Scott Wholesale Plus Global Equity Fund	7 Dec 2021	7,915.4500	16,259.12	19 Jun 2019	12,657.60	0.00	0.00	3,601.52
		17,525.93	\$36,000	✓				

Net capital gain/loss schedule

Security	Disposal date	Quantity	Sale proceeds \$	Acquisition date	CGT/reduced/indexed cost base \$	Capital losses \$	Gains not eligible for discount \$	Gains eligible for discount \$
7 FID0008AU Fidelity Australian Equities Fund								
FID0008AU Fidelity Australian Equities Fund	6 Dec 2021	791.3698 ✓	31,999.99 ✓	9 Sep 2014	22,535.89	0.00	0.00	9,464.10
8 HOW0034AU Greencape Broadcap Fund								
HOW0034AU Greencape Broadcap Fund	6 Dec 2021	16,265.9905 ✓	29,500.00 ✓	17 May 2012	16,627.39	0.00	0.00	12,872.61
3 MGF Magellan Global Fund								
MGF Magellan Global Fund	3 Dec 2021	8,686.0000 ✓	14,966.87 ✓	21 Feb 2019	13,313.92	0.00	0.00	1,652.95
10 MIA0001AU MFS Global Equity Trust								
MIA0001AU MFS Global Equity Trust	6 Dec 2021	6,479.2019 ✓	15,000.00 ✓	9 Sep 2019	14,239.99	0.00	0.00	760.01
4 NAB National Australia Bank Limited								
NAB National Australia Bank Limited	3 Dec 2021	250.0000 ✓	6,960.00 ✓	30 Jun 2017	3,867.52	0.00	0.00	3,092.48
5 THL.STPLD Transurban Holdings Limited (Stapled Security Underlying)								
TCL Transurban Holdings Limited (Stapled Security Underlying)	3 Dec 2021	1,195.0000	3,907.57	30 Jun 2017	2,224.46	0.00	0.00	1,683.11
TCL Transurban Holdings Limited (Stapled Security Underlying)	3 Dec 2021	240.0000	784.79	5 Feb 2018	680.18	0.00	0.00	104.61
TCL Transurban Holdings Limited (Stapled Security Underlying)	3 Dec 2021	560.0000	1,831.15	14 Sep 2018	1,503.56	0.00	0.00	327.59
		✓ 1,195	\$6,523.51					

Total 5= TCL =6523.51+18329.91+2776.84=\$27,630.25 ✓

Net capital gain/loss schedule

Security	Disposal date	Quantity	Sale proceeds \$	Acquisition date	CGT/reduced/indexed cost base \$	Capital losses \$	Gains not eligible for discount \$	Gains eligible for discount \$	
5	THT.STPLD Transurban Holdings Trust (Stapled Security Underlying)								
TCL Transurban Holdings Trust (Stapled Security Underlying)	3 Dec 2021	1,195.0000	10,979.57	30 Jun 2017	5,762.37	0.00	0.00	5,217.20	
TCL Transurban Holdings Trust (Stapled Security Underlying)	3 Dec 2021	240.0000	2,205.10	5 Feb 2018	1,761.98	0.00	0.00	443.12	
TCL Transurban Holdings Trust (Stapled Security Underlying)	3 Dec 2021	560.0000	5,145.24	14 Sep 2018	3,894.91	0.00	0.00	1,250.33	
5	TIL.STPLD Transurban International Limited (Stapled Security Underlying)		\$18,329.91						
TCL Transurban International Limited (Stapled Security Underlying)	3 Dec 2021	1,195.0000	1,663.32	30 Jun 2017	960.97	0.00	0.00	702.35	
TCL Transurban International Limited (Stapled Security Underlying)	3 Dec 2021	240.0000	334.05	5 Feb 2018	293.84	0.00	0.00	40.21	
TCL Transurban International Limited (Stapled Security Underlying)	3 Dec 2021	560.0000	779.47	14 Sep 2018	649.54	0.00	0.00	129.93	
6	WBC Westpac Banking Corporation		\$2,776.84						
WBC Westpac Banking Corporation	3 Dec 2021	387.0000 ✓	7,959.70 ✓	30 Jun 2017	9,110.52	1,150.82	0.00	0.00	
9	WFS0858AU Magellan Wholesale Plus Infrastructure Fund								
WFS0858AU Magellan Wholesale Plus Infrastructure Fund	7 Dec 2021	6,628.0066 ✓	8,000.00 ✓	19 Jun 2019	8,196.60	196.60	0.00	0.00	
Subtotal			\$178,016.82			\$131,589.70	\$1,347.42	\$0.00	\$47,774.54

Distributions schedule - detail

I5
I6
I17
A19
A36
A45

Description	Total \$	Ausbil	APN Wholesale	Walter Scott
		AAP0103AU	BTA0475AU	BTA0542AU
Interest – Australian	91.50	0.00	15.69	0.14
Dividends				
Unfranked amount	106.78	3.28	0.00	0.00
Unfranked CFI amount	178.62	72.36	0.00	0.00
Franked amount	2,654.72	723.02	0.00	0.00
Franking credits (before 45 day rule)	1,514.91	384.82	0.00	0.00
Franking credits denied	0.00	0.00	0.00	0.00
Other Australian income	1,510.63	2.35	811.63	44.36
Gains not eligible for discount - TAP	0.00	0.00	0.00	0.00
Gains not eligible for discount - Non TAP	156.80	0.00	0.00	0.00
Discounted capital gains - TAP	39.01	2.89	0.00	0.00
Discounted capital gains - Non TAP	7,997.41	630.55	0.00	1,218.86
Gross foreign income	2,559.21	3.98	22.64	159.65
Australian franking credits from a New Zealand franking company	2.92	0.00	0.00	0.00
Foreign trust and CFC income	0.00	0.00	0.00	0.00
Total taxable income	\$16,812.51	\$1,823.25	\$849.96	\$1,423.01
Other non-taxable items				
CGT concession	7,487.57	633.44	0.00	1,218.87
Tax free amounts	0.00	0.00	0.00	0.00
Non-assessable non-exempt income	0.00	0.00	0.00	0.00
Tax deferred amounts / Return of capital	0.00	0.00	0.00	0.00
Other non-assessable amounts	52.26	2.64	0.00	0.00
Assessable credits / offsets				
Franking credits (after 45 day rule)	1,517.83	384.82	0.00	0.00
Foreign income tax offset	409.91	0.30	0.00	33.54
Foreign income tax offset – capital gain	0.00	0.00	0.00	0.00
Total distribution	\$22,424.60	\$2,074.21	\$849.96	\$2,608.34
Includes non-cash attributions	344.30	0.01	0.00	0.00
Taxes withheld				
Non-resident withholding tax on interest	0.00	0.00	0.00	0.00
Non-resident withholding tax on unfranked dividends	0.00	0.00	0.00	0.00
Non-resident withholding tax on MIT	0.00	0.00	0.00	0.00
Non-resident withholding tax on non-MIT	0.00	0.00	0.00	0.00
TFN tax withheld	0.00	0.00	0.00	0.00
Cash distribution	\$22,080.30	\$2,074.20	\$849.96 ✓	\$2,608.34
AMIT Cost base increase / decrease	840.83	-2.64	0.00	0.00
		2074.20 +384.82 (FC) +0.30(FTC) =\$2,459.32 ✓		2608.34 +33.54(FTC) =\$2,641.88 ✓

Distributions schedule - detail

Clearbridge Van Aut Property Van balanced Mag WS

I7
I12
I15
I16
A20
A24
A26
A27
A37
A43
A44

Description	TGP0034AU	VAN0004AU	VAN0108AU	WFS0858AU
Interest – Australian	0.00	25.12	46.82	0.21
Dividends				
Unfranked amount	0.00	9.60	6.32	0.00
Unfranked CFI amount	0.00	0.33	14.32	0.00
Franked amount	0.00	15.83	261.92	0.22
Franking credits (before 45 day rule)	0.15	7.75	121.48	2.51
Franking credits denied	0.00	0.00	0.00	0.00
Other Australian income	427.88	201.78	11.72	0.05
Gains not eligible for discount - TAP	0.00	0.00	0.00	0.00
Gains not eligible for discount - Non TAP	156.80	0.00	0.00	0.00
Discounted capital gains - TAP	0.00	25.79	0.00	0.07
Discounted capital gains - Non TAP	220.73	331.87	230.01	0.00
Gross foreign income	80.22	20.32	113.23	0.00
Australian franking credits from a New Zealand franking company	0.00	0.00	0.00	0.00
Foreign trust and CFC income	0.00	0.00	0.00	0.00
Total taxable income	\$885.78	\$638.39	\$805.82	\$3.06
Other non-taxable items				
CGT concession	220.73	357.66	240.60	0.07
Tax free amounts	0.00	0.00	0.00	0.00
Non-assessable non-exempt income	0.00	0.00	0.00	0.00
Tax deferred amounts / Return of capital	0.00	0.00	0.00	0.00
Other non-assessable amounts	0.99	6.66	41.97	0.00
Assessable credits / offsets				
Franking credits (after 45 day rule)	0.15	7.75	121.48	2.51
Foreign income tax offset	24.06	0.93	15.85	0.00
Foreign income tax offset – capital gain	0.00	0.00	0.00	0.00
Total distribution	\$1,083.29	\$994.03	\$951.06	\$0.62
Includes non-cash attributions	0.03	-0.01	-0.02	0.00
Taxes withheld				
Non-resident withholding tax on interest	0.00	0.00	0.00	0.00
Non-resident withholding tax on unfranked dividends	0.00	0.00	0.00	0.00
Non-resident withholding tax on MIT	0.00	0.00	0.00	0.00
Non-resident withholding tax on non-MIT	0.00	0.00	0.00	0.00
TFN tax withheld	0.00	0.00	0.00	0.00
Cash distribution	\$1,083.26	\$994.04	\$951.08	\$0.62
AMIT Cost base increase / decrease	-0.99	-6.66	-52.56	0.00
	1083.26	994.04	951.08	0.62
	+0.15(FC)	+7.75(FC)	+121.48(FC)	+2.51(FC)
	+24.06(FTC)	+0.93(FTC)	+15.85(FTC)	=\$3.13
	=\$1,107.47 ✓	=\$1,002.72 ✓	=\$1,088.41 ✓	✓

Distributions schedule - detail

I8
I9
I10
I11
A21
A22
A23
A38
A39
A40
A41

	Dimensional	GQG	Fidelity	Greencape
Description	DFA0102AU	ETL4581AU	FID0008AU	HOW0034AU
Interest – Australian	0.09	0.00	0.10	0.57
Dividends				
Unfranked amount	0.00	0.00	21.04	47.12
Unfranked CFI amount	0.00	0.00	37.77	0.30
Franked amount	0.00	0.00	806.46	668.13
Franking credits (before 45 day rule)	0.00	0.00	420.42	404.44
Franking credits denied	0.00	0.00	0.00	0.00
Other Australian income	0.00	0.00	2.02	1.73
Gains not eligible for discount - TAP	0.00	0.00	0.00	0.00
Gains not eligible for discount - Non TAP	0.00	0.00	0.00	0.00
Discounted capital gains - TAP	0.00	0.00	3.11	0.00
Discounted capital gains - Non TAP	401.85	0.00	771.15	843.00
Gross foreign income	751.12	804.75	7.50	28.01
Australian franking credits from a New Zealand franking company	0.11	0.00	0.00	0.00
Foreign trust and CFC income	0.00	0.00	0.00	0.00
Total taxable income	\$1,153.17	\$804.75	\$2,069.57	\$1,993.30
Other non-taxable items				
CGT concession	401.85	0.00	774.25	842.97
Tax free amounts	0.00	0.00	0.00	0.00
Non-assessable non-exempt income	0.00	0.00	0.00	0.00
Tax deferred amounts / Return of capital	0.00	0.00	0.00	0.00
Other non-assessable amounts	0.00	0.00	0.00	0.00
Assessable credits / offsets				
Franking credits (after 45 day rule)	0.11	0.00	420.42	404.44
Foreign income tax offset	111.43	88.59	0.65	3.85
Foreign income tax offset – capital gain	0.00	0.00	0.00	0.00
Total distribution	\$1,443.48	\$716.16	\$2,422.75	\$2,427.98
Includes non-cash attributions	0.00	0.00	0.00	0.00
Taxes withheld				
Non-resident withholding tax on interest	0.00	0.00	0.00	0.00
Non-resident withholding tax on unfranked dividends	0.00	0.00	0.00	0.00
Non-resident withholding tax on MIT	0.00	0.00	0.00	0.00
Non-resident withholding tax on non-MIT	0.00	0.00	0.00	0.00
TFN tax withheld	0.00	0.00	0.00	0.00
Cash distribution	\$1,443.48	\$716.16	\$2,422.75	\$2,427.98
AMIT Cost base increase / decrease	0.00	0.00	0.00	0.00
	1443.48 +0.11(FC) +111.43(FTC) ✓ =\$1,555.02	716.16 +88.59(FTC) =\$804.75 ✓	2422.75 +420.42 (FC) +0.65(FTC) =\$2,843.82 ✓	2427.98 +404.44(FC) +3.85(FTC) =\$2,836.27 ✓

Distributions schedule - detail


I13
I14
I18
I19
A25
A35
A42
A46
A47


	MFS Global		Vaneck	Pengana
Description	MGF	MIA0001AU	MVE	PER0270AU
Interest – Australian	0.00	0.00	2.76	0.00
Dividends				
Unfranked amount	0.00	0.00	19.42	0.00
Unfranked CFI amount	0.00	0.00	53.54	0.00
Franked amount	0.00	0.00	179.14	0.00
Franking credits (before 45 day rule)	0.00	0.00	94.90	78.44
Franking credits denied	0.00	0.00	0.00	0.00
Other Australian income	0.00	0.00	7.11	0.00
Gains not eligible for discount - TAP	0.00	0.00	0.00	0.00
Gains not eligible for discount - Non TAP	0.00	0.00	0.00	0.00
Discounted capital gains - TAP	0.00	0.00	2.52	4.63
Discounted capital gains - Non TAP	663.28	1,489.17	437.24	759.70
Gross foreign income	235.28	307.13	25.38	0.00
Australian franking credits from a New Zealand franking company	0.00	0.00	0.00	2.81
Foreign trust and CFC income	0.00	0.00	0.00	0.00
Total taxable income	\$898.56	\$1,796.30	\$822.01	\$845.58
Other non-taxable items				
CGT concession	543.63	1,489.17	0.00	764.33
Tax free amounts	0.00	0.00	0.00	0.00
Non-assessable non-exempt income	0.00	0.00	0.00	0.00
Tax deferred amounts / Return of capital	0.00	0.00	0.00	0.00
Other non-assessable amounts	0.00	0.00	0.00	0.00
Assessable credits / offsets				
Franking credits (after 45 day rule)	0.00	0.00	94.90	81.25
Foreign income tax offset	71.52	58.58	0.61	0.00
Foreign income tax offset – capital gain	0.00	0.00	0.00	0.00
Total distribution	\$1,370.67	\$3,226.89	\$726.50	\$1,528.66
Includes non-cash attributions	-0.01	0.00	344.30	0.00
Taxes withheld				
Non-resident withholding tax on interest	0.00	0.00	0.00	0.00
Non-resident withholding tax on unfranked dividends	0.00	0.00	0.00	0.00
Non-resident withholding tax on MIT	0.00	0.00	0.00	0.00
Non-resident withholding tax on non-MIT	0.00	0.00	0.00	0.00
TFN tax withheld	0.00	0.00	0.00	0.00
Cash distribution	\$1,370.68	\$3,226.89	\$382.20	\$1,528.66
AMIT Cost base increase / decrease	119.63	0.00	784.05	0.00
	1370.68	3226.89	382.20	1528.66
	+71.52(FTC)	+58.58(FTC)	+94.90(FC)	+81.25(FC)
	=\$1,442.20	=\$3,285.47	+0.61(FTC)	=\$1,609.91
	-0.01 (rounding)		=\$477.71	-0.01 (rounding)
	=\$1,442.19 ✓			=\$1609.90 ✓


Note: rounding offset against FC and FTC amounts, so \$71.51 & \$81.24 for MGF and Pengana respectively



NEED ASSISTANCE?

 anz.com/shareholder/centre
anzshareregistry@computershare.com.au

 Computershare Investor Services Pty Limited
GPO Box 2975 Melbourne
Victoria 3001 Australia

 1800 113 399 (within Australia)
0800 174 007 (within New Zealand)
+61 3 9415 4010 (outside Australia)

117634 002 ANZ



MRS BARBARA IRENE CLARKE &
MR DAVID JAMES CLARKE
<BARBARELLA COS DIS S/F A/C>
76 MAHOGANY DRIVE
PELICAN WATERS QLD 4551

Total = 728 + 748.80 = \$1,476.80

FC = 218.40 + 224.64 = \$443.04

Holder Identification Number (HIN)

HIN WITHHELD

Share Class	Ordinary
Record Date	11 May 2021
Payment Date	1 July 2021
TFN/ABN	Quoted

Payment in Australian dollars

DIVIDEND ADVICE

The details of your **Interim Dividend** of A\$0.70 per share for the half year ended 31 March 2021 are set out below.

NUMBER OF SHARES	FRANKED AMOUNT	UNFRANKED AMOUNT	NET AMOUNT	FRANKING CREDIT
728	A\$509.60	A\$0.00	A\$509.60	A\$218.40

= \$728

The dividend is 100% franked at the Australian company tax rate of 30%.

A NZ Imputation Credit of **NZ\$58.24** has been attached to the above dividend. For NZ taxpayers, your NZ gross income will include the aggregate of the Net Amount and the NZ Imputation Credit which should be included in your income tax return.

Shareholders should obtain their own professional advice on the tax implications of the dividend and retain this document to assist in tax return preparation.

PAYMENT INSTRUCTIONS

MACQUARIE BANK LTD

BSB:	XXX-XXX
Account number:	XXXXXXXX21
Payment reference:	562613

PAYMENT AMOUNT: A\$509.60

If payment cannot be made to the above account, you will be notified and your entitlement will be held pending receipt of updated direct credit instructions.



UPCOMING EVENTS

28 October 2021
Full Year Results announced

Dividends schedule


Security	Date	Quantity	Unfranked amount \$	Unfranked CFI amount \$	Franked amount \$	Franking credits \$	Franking credits allowed \$	Exploration credits \$
ANZ ANZ Banking Grp Ltd	16 Dec 2021	728	0.00	0.00	524.16	224.64	224.64	0.00
Subtotal			\$0.00	\$0.00	\$524.16	\$224.64	\$224.64	\$0.00
ANZPG ANZ Banking Grp Ltd Cn 3M Q Rd T-26	20 Dec 2021	150	0.00	0.00	123.38	52.88	52.88	0.00
ANZPG ANZ Banking Grp Ltd Cn 3M Q Rd T-26	21 Mar 2022	150	0.00	0.00	124.74	53.46	53.46	0.00
ANZPG ANZ Banking Grp Ltd Cn 3M Q Rd T-26	20 Jun 2022	150	0.00	0.00	127.76	54.75	54.75	0.00
Subtotal			\$0.00	\$0.00	\$375.88	\$161.09	\$161.09	\$0.00
BHP BHP Group Limited	28 Mar 2022	399	0.00	0.00	830.14	355.78	355.78	0.00
BHP BHP Group Limited	1 Jun 2022	399	0.00	0.00	2,145.69	919.58	919.58	0.00
Subtotal			\$0.00	\$0.00	\$2,975.83	\$1,275.36	\$1,275.36	\$0.00
CBA Commonwealth Bank of Australia	30 Mar 2022	243	0.00	0.00	425.25	182.25	182.25	0.00
Subtotal			\$0.00	\$0.00	\$425.25	\$182.25	\$182.25	\$0.00
NAB National Australia Bank Limited	15 Dec 2021	973	0.00	0.00	651.91	279.39	279.39	0.00
Subtotal			\$0.00	\$0.00	\$651.91	\$279.39	\$279.39	\$0.00
WBC Westpac Banking Corporation	21 Dec 2021	1,202	0.00	0.00	721.20	309.09	309.09	0.00


I20
I21
I22
I23
I24
I25
A28
A29
A30
A31
A32




I21
A29

NEED ASSISTANCE?

 anz.com/shareholder/centre
anzshareregistry@computershare.com.au

 Computershare Investor Services Pty Limited
GPO Box 2975 Melbourne
Victoria 3001 Australia

 1800 113 399 (within Australia)
0800 174 007 (within New Zealand)
+61 3 9415 4010 (outside Australia)

005105 000 ANZ



MRS BARBARA IRENE CLARKE &
MR DAVID JAMES CLARKE
<BARBARELLA COS DIS S/F A/C>
174/96 VILLAGE WAY
LITTLE MOUNTAIN QLD 4551

Total=176.83+176.26+178.2+182.51=\$713.80

FC=53.05+52.88+53.46+54.75=\$214.14

Holder Identification Number (HIN)

HIN WITHHELD

Security Code	ANZPG
Record Date	10 September 2021
Payment Date	20 September 2021
TFN/ABN	Quoted

DISTRIBUTION ADVICE

The details of your September **ANZ Capital Notes 4** distribution for the period from 21 June 2021 to 19 September 2021 (91 days) at the rate of 3.3097% p.a. are set out below.

AMOUNT PER NOTE	NUMBER OF NOTES	FRANKED AMOUNT	UNFRANKED AMOUNT	FRANKING CREDIT	PAYMENT AMOUNT
A\$0.8252	150	A\$123.78	A\$0.00	A\$53.05	A\$123.78

=**\$176.83**

The distribution is 100% franked at the Australian company tax rate of 30%.

There is an ATO Class Ruling for ANZ Capital Notes 4. A copy is available at anz.com/shareholder/centre/your-shareholding/alternative-securities/anz-capital-notes/.

Noteholders should obtain their own professional advice on the tax implications of the distribution and retain this document to assist in tax return preparation.

PAYMENT INSTRUCTIONS

MACQUARIE BANK LTD

BSB:	184-446
Account number:	XXXXXXXX21
Payment reference:	604256

PAYMENT AMOUNT: A\$123.78

If payment cannot be made to the above account, you will be notified and your entitlement will be held pending receipt of updated direct credit instructions.



UPCOMING EVENTS

28 October 2021
Full Year Results announced



BHP Group Limited
ABN 49 004 028 077

005848 000 BHP



MRS BARBARA IRENE CLARKE &
MR DAVID JAMES CLARKE
<BARBARELLA COS DIS S/F A/C>
174/96 VILLAGE WAY
LITTLE MOUNTAIN QLD 4551

Total=1547.7+1185.92+3065.27=\$5,798.89
FC=464.31+355.77+918.31=\$1,739.67

BHP Group Limited Shares

384th Dividend Payment - Dividend Statement & Direct Credit Advice

The statement below represents your final dividend for the year ended 30 June 2021. This dividend is paid at the rate of US\$2.00 (equivalent to A\$2.71527000) per share on your holding of fully paid ordinary shares, registered in your name and entitled to participate as at the record date. This dividend has been franked in Australia at a rate of 100% and the company tax rate used to determine the franking credit is 30%. All amounts are in Australian dollars, except where indicated.

Stefanie Wilkinson
Group Company Secretary

Amount per Security	Number of Securities	Franked Amount	Unfranked Amount	Gross Payment
A\$2.71527000	399	A\$1,083.39	A\$0.00	A\$1,083.39
Net Payment				A\$1,083.39
Australian Franking Credit				A\$464.31
				=\$1547.70

Your Payment Instruction

MACQUARIE BANK LTD
BSB: 184-446
Account Number: XXXXXXXX21

Amount Deposited
A\$1,083.39

If payment cannot be made to the above instruction, you will be issued a cheque in the same currency as the Amount Deposited.

Update Your Details:

122
A30



www.computershare.com.au/investor



(within Australia) 1300 656 780
(outside Australia) +61 3 9415 4020



Computershare Investor Services Pty Limited
GPO Box 2975 Melbourne
Victoria 3001 Australia

Your Shareholding

SHARE CLASS	HOLDER NUMBER
Ordinary Shares	HIN WITHHELD
TFN/ABN STATUS	DIRECT CREDIT REF NO
Quoted	993322
RECORD DATE	PAYMENT DATE
3 September 2021	21 September 2021

You must keep this document for your tax records.



All Registry communications to:
Link Market Services Limited
Locked Bag A14
Sydney South NSW 1235
Telephone: +61 1800 022 440
ASX Code: CBA
Email: cba@linkmarketservices.com.au
Website: www.linkmarketservices.com.au



002/010550

MRS BARBARA IRENE CLARKE &
MR DAVID JAMES CLARKE
<BARBARELLA COS DIS S/F A/C>
174/96 VILLAGE WAY
LITTLE MOUNTAIN QLD 4551

Key Details

Buy-Back date: 4 October 2021
Payment date: 8 October 2021
SRN/HIN/Employee ID: X*****1712
TFN/ABN Status: TFN/ABN RECEIVED AND RECORDED

Commonwealth Bank of Australia (“CBA”) off-market share buy-back

Thank you for participating in the CBA off-market share buy-back (Buy-Back). We are pleased to confirm the successful completion of the Buy-Back and that CBA has bought back a total of 67.7 million Shares at a Buy-Back Price of \$88.62 per Share, which represents a discount to the Market Price of 14%.

As the total number of Shares offered for sale at the Buy-Back Discount of 14% and/or as a Final Price Application was greater than the number of Shares CBA determined to buy back, your Application may have been scaled back.

In accordance with the scale back process outlined in the Buy-Back booklet, a Priority Allocation of 100 Shares plus 20.6% of the remaining Shares offered at the Buy-Back Discount of 14% and/or as a Final Price Application have been bought back. Any Small Residual Holdings (20 Shares or less) as a result of the scale back process were also bought back in full.

For Shares that have been successfully bought back, you have received \$88.62 per Share. The Australian Taxation Office is expected to confirm in its Class Ruling that this payment represents a Capital Component of \$21.66 and a fully franked Dividend Component of \$66.96 per Share.

The details of your Shares bought back, which may need to be disclosed on your Australian income tax return, are shown in the table below. If applicable, you are now free to deal with your Shares that have not been bought back by CBA.

Summary of your Application		Shares
Total number of Shares offered for sale:	Total=15496.46+1157.14+607.5=\$17,261.10	405
Number of Shares successfully bought back:	FC=4648.94+347.14+182.25=\$5,178.33	162
Number of Shares not bought back (now available for trading):		243

Description	Buy-Back Price per Share	Shares bought back	Unfranked amount	Franked amount	Total amount	Franking credit
Capital Component	\$21.66*	162	N/a	N/a	\$3,508.92	N/a
Dividend Component	\$66.96	162	\$0.00	\$10,847.52	\$10,847.52	+ \$4,648.94
Total payment amount (AUD):					\$14,356.44	=\$15,496.46

* For Australian capital gains tax purposes, the deemed Capital Proceeds per Share are \$29.22, being the \$21.66 Capital Component plus \$7.56, which is the amount by which the Tax Value exceeds the Buy-Back Price.

Payment Instructions

Bank Name: MACQUARIE BANK

BSB: 184-446

Account Number: *****8021

Account Name: Barbarellas Cosmetic Discounts S

The payment has been remitted to the above bank account. To update your payment instructions, please login to Link Market Services website investorcentre.linkmarketservices.com.au.

Please retain this statement to assist in preparing your Australian income tax return.



2021 Interim Dividend Statement

078924 002 NAB



MRS BARBARA IRENE CLARKE &
MR DAVID JAMES CLARKE
<BARBARELLA COS DIS S/F A/C>
76 MAHOGANY DRIVE
PELICAN WATERS QLD 4551

Total=834+931.30=\$1765.30
FC=250.2+279.39=\$529.59

Interim Dividend for the year ending 30 September 2021

The dividend is 100% franked at the relevant Australian Corporate Tax Rate of 30%.

Ordinary Shares	Dividend Rate per Share	Unfranked Amount	Franked Amount	+	Franking Credit
973	60 cents	\$0.00	\$583.80		\$250.20
					=\$834

Payment details

The cash dividend amount of \$583.80 has been credited to:

MACQUARIE BANK LTD
BSB: 184-446 ACC: *****8021

Tax information

Australian resident shareholders

Franked Amount: This should be included in your assessable income.

Franking Credit: This may also need to be included in your assessable income. This amount may be available as a tax offset to reduce your income tax liability.

If you are unsure of the tax treatment of your dividend, please contact your accountant or taxation adviser.

Contact our Share Registry

www.investorcentre.com/au

(in Australia) 1300 367 647
(outside Australia) +61 3 9415 4299

Holder Identification Number (HIN)

HIN WITHHELD

Summary of key information

Payment Date	2 July 2021
Record Date	14 May 2021
TFN/ABN status	Quoted
ASX code	NAB
Direct Credit Reference No.	989922

Dividend Summary

973 shares x 60 cents = \$583.80

Dividend Amount \$583.80

Dividends schedule

Security	Date	Quantity	Unfranked amount \$	Unfranked CFI amount \$	Franked amount \$	Franking credits \$	Franking credits allowed \$	Exploration credits \$
WBC Westpac Banking Corporation	24 Jun 2022	815	0.00	0.00	497.15	213.06	213.06	0.00
Subtotal			\$0.00	\$0.00	\$1,218.35	\$522.15	\$522.15	\$0.00
Total			\$0.00	\$0.00	\$6,171.38	\$2,644.88	\$2,644.88	\$0.00

Your tax statement summary excludes franking credits where we have determined that you have not held the investment for the required holding period (45 or 90 days). If you are an individual with total franking credits of less than \$5,000 from all investments, you may be eligible to claim all franking credits. Please refer to Panorama tax guide for more information.

Dividends are recorded on a cash basis, based on their pay date. Dividends included here are received from direct holdings, and not through trust distributions.

Total=721.20+497.15+309.09+213.06=\$1,740.50

FC=309.09+213.06=\$522.15

000027 000 TCL



MRS BARBARA IRENE CLARKE &
 MR DAVID JAMES CLARKE
 <BARBARELLA COS DIS S/F A/C>
 174/96 VILLAGE WAY
 LITTLE MOUNTAIN QLD 4551



www.computershare.com.au/easyupdate/tcl



Computershare Investor Services Pty Limited
 GPO Box 2975 Melbourne
 Victoria 3001 Australia



(within Australia) 1300 360 146
 (international) +61 3 9415 4315

Holder Identification Number (HIN)	HIN WITHHELD
ASX Code	TCL
TFN/ABN Status	Quoted
Record Date	30 June 2021
Payment Date	23 August 2021
Direct Credit Reference No.	828896

Distribution on Stapled Securities

Set out below are the details of your August 2021 Distribution totalling a distribution of 21.5 cents per security (less withholding tax where applicable).

Transurban Holdings Limited Dividend ¹	Triple Stapled Securities
Dividend per Security (cents)	1.00
Number of Securities	1,995
Dividend - Franked	\$19.95
Dividend - Unfranked	\$0.00
Net Dividend	\$19.95
Franking Credit	\$8.55
	= \$28.50 ✓

Transurban Holding Trust Distribution ²	Triple Stapled Securities
Distribution per Security (cents)	20.50
Number of Securities	1,995
Non-Assessable Component	\$145.13
Interest Income	\$153.72
Rent and Other Income ³	\$100.55
Non-Concessional MIT Income (NCMI)	\$4.98
Capital Gain - Discount	\$0.00
Capital Gain - Other	\$0.00
Franked Distribution	\$4.60
Gross Distribution	\$408.98
Australian Tax Withheld	\$0.00
Net Distribution	\$408.98
Franking Credit	\$1.97

receivables in 2021, so bal to nil ✓

Total	
Number of Securities at Record Date	1,995
Total Dividend and Distribution per Security (cents)	21.50
Total Gross Dividend and Distribution	\$428.93
Total Australian Tax Withheld	\$0.00
Non-Assessable Component	\$145.13
Total Net Dividend and Distribution	\$428.93
Total Franking Credits	\$10.52

Payment Instructions

Bank Name	MACQUARIE BANK LTD
BSB	184-446
Account Number	XXXXXX21
Amount Deposited	AUD\$428.93

Important information is contained on the back of this page



Update your details online - it's fast and secure.

To update your banking instructions, Distribution Reinvestment Plan election, Tax File Number or electronic communications, simply visit www.computershare.com.au/easyupdate/tcl.

If you do not have access to the internet, please call 1300 360 146 to speak with a Customer Service Representative.

Barbarellas Cosmetic Discounts SF

Transactions: BT Panorama Cash Management Account - Barbarellas Cosmetic Discounts Superannuation Fund

Date Range: 01/07/2021 to 30/06/2022

BT Panorama Cash Management Account

	Date	Narrative	Debit	Credit	Balance	Quantity
BT Panorama Cash Management Account						
	01/07/2021	Opening Balance	\$	0.00 \$	0.00 Cr	
	31/07/2021	interest	\$	0.05 \$	0.05 Cr	
	31/08/2021	interest	\$	0.20 \$	0.25 Cr	
	30/09/2021	interest	\$	0.13 \$	0.38 Cr	
	31/10/2021	interest	\$	0.14 \$	0.52 Cr	
	30/11/2021	interest	\$	0.14 \$	0.66 Cr	
	31/12/2021	interest	\$	0.20 \$	0.86 Cr	
	31/01/2022	interest	\$	0.11 \$	0.97 Cr	
	28/02/2022	interest	\$	0.12 \$	1.09 Cr	
	31/03/2022	interest	\$	0.12 \$	1.21 Cr	
	30/04/2022	interest	\$	0.12 \$	1.33 Cr	
	31/05/2022	interest	\$	0.13 \$	1.46 Cr	
	30/06/2022	interest	\$	0.70 \$	2.16 Cr	
	Total BT Panorama Cash Management Account		\$	0.00 \$	2.16 \$	
	Total BT Panorama Cash Management Account		\$	0.00 \$	2.16 \$	2.16 Cr

Barbarellas Cosmetic Discounts SF

Transactions: Macquarie CMA 117088021 - Barbarellas Cosmetic Discounts Superannuation Fund

Date Range: 01/07/2021 to 30/06/2022

Macquarie CMA 117088021

	Date	Narrative	Debit	Credit	Balance	Quantity
Macquarie CMA 117088021						
	01/07/2021	Opening Balance	\$	0.00 \$	0.00 Cr	
	30/07/2021	MACQUARIE CMA INTEREST PAID	\$	1.57 \$	1.57 Cr	
	31/08/2021	MACQUARIE CMA INTEREST PAID	\$	1.62 \$	3.19 Cr	
	30/09/2021	MACQUARIE CMA INTEREST PAID	\$	1.62 \$	4.81 Cr	
	29/10/2021	MACQUARIE CMA INTEREST PAID	\$	3.02 \$	7.83 Cr	
	30/11/2021	MACQUARIE CMA INTEREST PAID	\$	2.18 \$	10.01 Cr	
	31/12/2021	MACQUARIE CMA INTEREST PAID	\$	1.29 \$	11.30 Cr	
	31/01/2022	MACQUARIE CMA INTEREST PAID	\$	1.27 \$	12.57 Cr	
	28/02/2022	MACQUARIE CMA INTEREST PAID	\$	1.16 \$	13.73 Cr	
	31/03/2022	MACQUARIE CMA INTEREST PAID	\$	0.68 \$	14.41 Cr	
	29/04/2022	MACQUARIE CMA INTEREST PAID	\$	0.58 \$	14.99 Cr	
	31/05/2022	MACQUARIE CMA INTEREST PAID	\$	0.64 \$	15.63 Cr	
	30/06/2022	MACQUARIE CMA INTEREST PAID	\$	1.44 \$	17.07 Cr	
Total Macquarie CMA 117088021		\$	0.00 \$	17.07 \$	17.07 Cr	
Total Macquarie CMA 117088021		\$	0.00 \$	17.07 \$	17.07 Cr	

Barbarellas Cosmetic Discounts Superannuation Fund
Pension Withdrawal Limits
For the Period 1 July 2021 to 30 June 2022

Mrs Barbara Clarke

YTD Summaries

	Drawdowns to date	Rqd. for Minimum	Minimum	Rqd for Plan	Plan*	Remaining until Max	Maximum	Tax Free %
ABP 18.14% Tax Free	10,930.00	OK!	9,360.00	3,175.70	14,105.70	0.00	0.00	18.14%
ABP 91.59% Tax Free	9,070.00	OK!	9,070.00	OK!	9,070.00	0.00	0.00	91.59%
Totals								
Gross Drawdowns	20,000.00	0.00	18,430.00	3,175.70	23,175.70			
PAYG Tax	0.00	0.00	0.00	0.00	0.00			
Net Drawdowns	20,000.00	0.00	18,430.00	3,175.70	23,175.70			

Footnotes:

*The plan amount is the annual pension review amount or the minimum amount where no review amount is recorded.

Pension Payments

ABP 18.14% Tax Free

Date	Gross Amount	PAYG	Net Amount	Description
04/03/2022	10,930.00	0.00	10,930.00	part of \$20,000.00 CHEQUE WITHDRAWAL 000372
Totals:	10,930.00	0.00	10,930.00	

ABP 91.59% Tax Free

Date	Gross Amount	PAYG	Net Amount	Description
04/03/2022	9,070.00	0.00	9,070.00	part of \$20,000.00 CHEQUE WITHDRAWAL 000372
Totals:	9,070.00	0.00	9,070.00	

Barbarellas Cosmetic Discounts Superannuation Fund
 174/96 Village Way
 LITTLE MOUNTAIN
 QLD 4551

Tax Invoice
I017489

Date
 10 December 2021

Description

Preparation of Financial Statements for your Self Managed Superannuation Fund (SMSF), in respect of the year ended 30 June 2021.

Attending to the preparation of necessary trustee resolutions, member statements and other secretarial and administrative matters as required by regulatory authorities, on behalf of the fund.

Preparation of a 2021 Income Tax Return for the fund, including completion of all required taxation schedules.

Estimating the income tax position of the fund for the year ended 30 June 2021.

Electronic lodgement of the fund income tax return and all associated schedules with the Australian Taxation Office.

Audit of your superannuation fund in respect of the financial year ended 30 June 2021, including collation of all required audit documentation, liaison with SMSF auditor on your behalf, preparation of an Independent Audit Report outlining the fund's compliance with relevant superannuation laws and regulations, and payment of all audit outlays on your behalf.

Discussions, correspondence and advice to you as required in relation to SMSF matters.

Subtotal	2,887.00
GST	288.70
Total	3,175.70
Amount Due	0.00

Due Date: 24 December 2021

Please note: Payment is required prior to lodgement and overdue payments will incur a fee of \$33.00 (inc. GST)

PAYMENT ADVICE

Customer	Barbarellas Cosmetic Discounts Superannuation Fund
Invoice No.	I017489
Amount Due	0.00
Due Date	24 December 2021

Direct Deposit Details: BSB 064-406 Account No. 10620281
 (Please use Invoice No. as Reference)

Cheque Visa Mastercard

Card No. CCV Expiry Date

Cardholder Signature

Barbarellas Cosmetic Discounts SF

Transactions: Adviser Fee - Barbarellas Cosmetic Discounts Superannuation Fund

Date Range: 01/07/2021 to 30/06/2022

Adviser Fee

	Date	Narrative	Debit	Credit	Balance	Quantity
Adviser Fee						
	01/07/2021	Opening Balance	\$	0.00	\$ 0.00	Cr
	07/07/2021	advice fee	\$ 244.71	\$	244.71	Dr
	06/08/2021	advice fee	\$ 254.49	\$	499.20	Dr
	26/08/2021	VIA Financial 38573245	\$ 638.50	\$	1,137.70	Dr
	07/09/2021	advice fee	\$ 266.53	\$	1,404.23	Dr
	07/10/2021	advice fee	\$ 258.62	\$	1,662.85	Dr
	11/10/2021	VIA Financial 38579750	\$ 638.50	\$	2,301.35	Dr
	05/11/2021	advice fee	\$ 262.44	\$	2,563.79	Dr
	07/12/2021	advice fee	\$ 421.22	\$	2,985.01	Dr
	10/01/2022	advice fee	\$ 435.27	\$	3,420.28	Dr
	07/02/2022	advice fee	\$ 435.27	\$	3,855.55	Dr
	07/03/2022	advice fee	\$ 393.15	\$	4,248.70	Dr
	07/04/2022	advice fee	\$ 435.27	\$	4,683.97	Dr
	06/05/2022	advice fee	\$ 421.22	\$	5,105.19	Dr
	07/06/2022	advice fee	\$ 435.27	\$	5,540.46	Dr
Total Adviser Fee		\$	5,540.46	\$ 0.00	\$ 5,540.46	Dr
Total Adviser Fee		\$	5,540.46	\$ 0.00	5,540.46	Dr

Earnings and expenses

Expenses	
Fee type	Amount \$
Administration fees	bank fees -\$1,075.95
Investment management fees	\$0.00
Expense Recovery - Legislative	regulatory fee -\$22.69
Portfolio management fees	\$0.00
Advice fees	-\$4,263.46
	+1277 (VIA fin)
	=\$5540.46
Adviser Establishment Fee	\$0.00
Advice fee	-\$4,263.46
One-off advice fee	\$0.00
Licensee advice fee	\$0.00
SMSF fees	\$0.00
SMSF Administration fee	\$0.00
SMSF Actuarial fee	\$0.00
SMSF Audit fee	\$0.00
SMSF Establishment fee	\$0.00
Taxes	\$0.00
Non-resident withholding tax	\$0.00
TFN withholding tax	\$0.00
Total expenses	-\$5,362.10
Net earnings	-\$46,762.74

"Accrued interest" includes interest due to settle post 30 June. Any term deposit interest reported as accrued interest on your statement last year has also been included in your opening balance this year, and as such, total term deposit interest income reported this year might be different from the cash interest received as the total interest has taken into account any accrued interest reported in last year's statement.

Changes in market value exclude any gains or losses arising from assets held outside the service. This statement does not provide the gain or loss on disposal for tax purposes and should not be relied upon in making decisions about your tax position. You should seek professional advice regarding your tax position.

"Total expenses" shown above may not include all the fees and costs in relation to your investments (for example it does not include any information on the fees and costs relating to any underlying managed investment (other than BT Managed Portfolios) that you access through Panorama Investments).

Barbarellas Cosmetic Discounts Superannuation Fund
Investment Revaluation as at 30 June 2022

Investment		Price Date	Market Price	Quantity		Market Value	Change in Market Value
Listed Securities Market							
ANZ	Australia And New Zealand Banking Group Limited (ASX:ANZ)	30 Jun 2022	22.03000	728.00000 ✓		16,037.84	(4,455.36)
ANZPG	Australia And New Zealand Banking Group Limited - Cap Note 3-Bbsw+4.70% Perp Non-Cum Red T-03-24 (ASX:ANZPG)	30 Jun 2022	103.38000	150.00000 ✓		15,507.00	(535.50)
BHP	BHP Group Limited (ASX:BHP)	30 Jun 2022	41.25000	399.00000 ✓		16,458.75	(2,920.68)
CBA	Commonwealth Bank Of Australia. (ASX:CBA)	30 Jun 2022	90.38000	243.00000 ✓		21,962.34	(15,060.19)
MGF	Magellan Global Fund. - Ordinary Units Fully Paid Closed Class (ASX:MGF)	30 Jun 2022	1.34000	18,725.00000 ✓		25,091.50	(12,259.82)
MVE	Vaneck S&P/ASX Midcap ETF - Vaneck S&P/ASX Midcap ETF (ASX:MVE)	30 Jun 2022	32.45000	390.00000 ✓		12,655.50	(2,340.88)
NAB	National Australia Bank Limited (ASX:NAB)	30 Jun 2022	27.39000	723.00000 ✓		19,802.97	(1,841.57)
TCL	Transurban Group - Ordinary Shares/Units Fully Paid Triple Staped (ASX:TCL)	30 Jun 2022	14.38000	0.00000		0.00	(10,657.06)
WBC	Westpac Banking Corporation (ASX:WBC)	30 Jun 2022	19.50000	815.00000 ✓		15,892.50	(6,020.60)
WDS	Woodside Energy Group Ltd (ASX:WDS)	30 Jun 2022	31.84000	72.00000 ✓		2,292.48	149.76
						145,700.88	(55,941.90)
Listed Securities Market Total							
Managed Funds Market							
AAP0103AU	AUSBIL Australian Active Equity Portfolio	30 Jun 2022	3.64704	5,036.57340 ✓		18,368.61	(4,131.39)
BTA0475AU	APN Wholesale Plus AREIT Fund	30 Jun 2022	0.85070	15,095.61000 ✓		12,841.84	(2,437.94)
BTA0542AU	Walter Scott Wholesale Plus Global Equity Fund	30 Jun 2022	1.42210	10,929.58380 ✓		15,542.96	(11,301.25)
DFA0102AU	Dimensional Global Value Trust	30 Jun 2022	18.12010	1,595.72350 ✓		28,914.67	(3,085.33)
ETL4581AU	GQG Partners Emerging Markets Equity Fund - Z Class	30 Jun 2022	1.08400	18,605.34340 ✓		20,168.19	(4,831.81)
FID0008AU	Fidelity Australian Equities Fund	30 Jun 2022	32.19090	544.83020 ✓		17,538.57	(11,985.82)
HOW0034AU	Greencape Broadcap Fund	30 Jun 2022	1.44320	12,701.71950 ✓		18,331.12	(15,996.67)
MIA0001AU	MFS Global Equity Trust	30 Jun 2022	1.71930	14,677.27810 ✓		25,234.64	(5,926.41)
MUA0002AU	Munro Global Growth Fund	30 Jun 2022	1.45360	10,968.52040 ✓		15,943.84	(4,056.16)
PER0270AU	Pengana Emerging Companies Fund	30 Jun 2022	2.00680	4,926.91730 ✓		9,887.34	(5,112.66)
TGP0034AU	ClearBridge RARE Infrastructure Value Fund - Unhedged	30 Jun 2022	1.30820	10,963.30950 ✓		14,342.20	(657.80)
VAN0004AU	Vanguard Australian Property Securities Index Fund	30 Jun 2022	0.83979	16,075.73000 ✓		13,500.29	(2,741.79)
VAN0108AU	Vanguard Balanced Index Fund	30 Jun 2022	1.27122	26,952.36180 ✓		34,262.41	(5,737.59)
WFS0858AU	Magellan Wholesale Plus Infrastructure Fund	30 Jun 2022	1.22130	12,524.49340 ✓		15,296.16	1,745.88

E6
E7
E8
E9
A1
A2
A3
A4
A5
A6
A7
A8
A9
A12

E6

BARBARELLAS COSMETIC DISCOUNTS
SUPERANNUATION FUND

Mrs Barbara Clarke
174/96 Village Way
LITTLE MOUNTAIN QLD 4551

Your Annual statement

Hi Barbara,

Enclosed is your BT Panorama Investments statement for the year ending 30 June 2022. Please review and keep it for your records.

How to find information online

To view up-to-date details of your account including past statements from BT Wrap, you can go to panoramainvestor.com.au and sign in using your existing username and password.

If you'd like to receive your correspondence online as soon as it is available, you can change your correspondence preference on the 'Account details' page for your account.

Call us on 1300 881 716 if you'd like to register for online access.

Need help?

The information contained in this statement is further explained in the Annual Statement Guide. This can be found in the Document Library once you sign into your account.

For additional information or if you have any questions, please contact Via Financial Group Pty Ltd at admin@viafg.com.au.

Yours sincerely,



Kathy Vincent
General Manager Platforms & Investments

Annual statement

for the period 1 July 2021 to 30 June 2022

Account details

Product	BT Panorama Investments
Account ID	120634910
Account name	David Clarke & Barbara Clarke ATF BARBARELLAS COSMETIC DISCOUNTS SUPERANNUATION FUND
Adviser	Via Financial Group Pty Ltd

Contents

Your statement at a glance	2
Portfolio valuation	3
Earnings and expenses	5
Transaction history	8
Complaints	18

\$438,496.02

Portfolio value as at 30 Jun 2022

For more information



1300 881 716



support@panorama.com.au

Please read the Annual Statement Guide where the information contained in this statement is further explained

Annual statement created 2 Sep 2022

Portfolio valuation

Transaction account		
	Balance \$	Total portfolio %
Transaction account	\$15,916.60	3.63%
Total transaction account balance	\$15,916.60	3.63%

Listed securities					
Investments	Quantity	Last price \$	Market value \$	Total portfolio %	
ANZ • ANZ Banking Grp Ltd	728 ✓	\$22.03 ✓	\$16,037.84	3.66%	
ANZPG • ANZ Banking Grp Ltd Cn 3M Q Rd T-26	150 ✓	\$103.38 ✓	\$15,507.00	3.54%	
BHP • BHP Group Limited	399 ✓	\$41.25 ✓	\$16,458.75	3.75%	
CBA • Commonwealth Bank of Australia	243 ✓	\$90.38 ✓	\$21,962.34	5.01%	
MGF • Magellan Global Fund	18,725 ✓	\$1.34 ✓	\$25,091.50	5.72%	
MVE • Vaneck S&P/ASX MidCap ETF	390 ✓	\$32.45 ✓	\$12,655.50	2.89%	
NAB • National Australia Bank Limited	723 ✓	\$27.39 ✓	\$19,802.97	4.52%	
WBC • Westpac Banking Corporation	815 ✓	\$19.50 ✓	\$15,892.50	3.62%	
WDS • Woodside Energy Group Ltd	72 ✓	\$31.84 ✓	\$2,292.48	0.52%	
Total listed securities balance			\$145,700.88	33.23%	

Managed funds					
Investments	Quantity	Last price \$	Market value \$	Total portfolio %	
AAP0103AU • Ausbil Australian Active Equity Fund	5,036.5734 ✓	\$3.65 ✓	\$18,365.20	4.19%	
BTA0475AU • APN Wholesale Plus AREIT Fund	15,095.6100 ✓	\$0.85 ✓	\$12,838.74	2.93%	
BTA0542AU • Walter Scott Wholesale Plus Global Equity Fund	10,929.5838 ✓	\$1.42 ✓	\$15,542.96	3.54%	
DFA0102AU • Dimensional Global Value Trust	1,595.7235 ✓	\$18.12 ✓	\$28,913.36	6.59%	
ETL4581AU • GQG Partners Emerging Markets Equity Fund - Z Class	18,605.3434 ✓	\$1.08 ✓	\$20,166.48	4.60%	
FID0008AU • Fidelity Australian Equities Fund	544.8302 ✓	\$32.19 ✓	\$17,535.87	4.00%	
HOW0034AU • Greencape Broadcap Fund	12,701.7195 ✓	\$1.44 ✓	\$18,326.64	4.18%	
MIA0001AU • MFS Global Equity Trust	14,677.2781 ✓	\$1.72 ✓	\$25,234.64	5.75%	
MUA0002AU • Munro Global Growth Fund	10,968.5204 ✓	\$1.45 ✓	\$15,943.84	3.64%	

Portfolio valuation

Investments	Quantity	Last price \$	Market value \$	Total portfolio %
PER0270AU • Pengana Emerging Companies Fund	4,926.9173 ✓	\$2.01 ✓	\$9,884.30	2.25%
TGP0034AU • Clearbridge RARE Infrastructure Value Fund - Unhedged Class A Units	10,963.3095 ✓	\$1.31 ✓	\$14,342.11	3.27%
VAN0004AU • Vanguard Australian Property Securities Index Fund	16,075.7300 ✓	\$0.84 ✓	\$13,500.29	3.08%
VAN0108AU • Vanguard Balanced Index Fund	26,952.3618 ✓	\$1.27 ✓	\$34,262.41	7.82%
WFS0858AU • Magellan Wholesale Plus Infrastructure Fund	12,524.4934 ✓	\$1.22 ✓	\$15,295.54	3.49%
Total managed funds balance			\$260,152.38	59.33%
Total income accrued			\$16,726.16	3.81%
Total portfolio value as at 30 Jun 2022			\$438,496.02	100%

"Total outstanding trades" (if applicable) are outstanding cash or/ and asset transactions due to settle post 30 June.

"Total income accrued" (if applicable) includes cash and reinvested income due to settle post 30 June.

Transaction account history - Cash

Settlement date	Trade date	Transaction type	Description	Quantity	Debit \$	Credit \$	Balance \$
3 Aug 2022	30 Jun 2022	Income	Distribution 15,095.6100 APN Wholesale Plus AREIT Fund (BTA0475AU) @ \$0.004705			\$71.02	\$32,642.76
Subtotal					\$189,858.48	\$204,280.97	

Closing balance as at 30 Jun 2022

\$32,642.76

Transactions are reflected in this statement as at the date the transaction occurred. Dividends or distributions may not be reflected in this statement until they are credited to your account. This statement may not include other recent transactions that have not been processed.

Withholding tax transactions, that apply to dividends or distributions that are not settled at the time of statement generation, are not included in this statement and can be viewed online when the year-end tax transaction is finalised.

Transaction account history - Cash

Settlement date	Trade date	Transaction type	Description	Quantity	Debit \$	Credit \$	Balance \$
7 Jul 2022	30 Jun 2022	Income	Distribution 1,595.7235 Dimensional Global Value Trust (DFA0102AU) @ \$0.737220			\$1,176.40	\$18,144.95
7 Jul 2022	30 Jun 2022	Income	Distribution 16,075.730000 Vanguard Australian Property Securities Index (VAN0004AU) @ \$0.024807			\$398.79	\$18,543.74
7 Jul 2022	30 Jun 2022	Income	Distribution 26,952.3618 Vanguard Balanced Index Fund (VAN0108AU) @ \$0.019079			\$514.22	\$19,057.96
13 Jul 2022	30 Jun 2022	Income	Distribution 14,677.2781 MFS Global Equity Trust (MIA0001AU) @ \$0.219856			\$3,226.89	\$22,284.85
14 Jul 2022	30 Jun 2022	Income	Distribution 5,036.5734 Ausbil Australian Active Equity Fund (AAP0103AU) @ \$0.338232			\$1,703.53	\$23,988.38
14 Jul 2022	30 Jun 2022	Income	Distribution 10,963.3095 Clearbridge RARE Infrastructure Value Fund - (TGP0034AU) @ \$0.053808			\$589.91	\$24,578.29
15 Jul 2022	30 Jun 2022	Income	Distribution 12,701.7195 Greencape Broadcap Fund (HOW0034AU) @ \$0.139453			\$1,771.30	\$26,349.59
15 Jul 2022	30 Jun 2022	Income	Distribution 12,524.4934 Magellan Wholesale Plus Infrastructure Fund (WFS0858AU) @ \$0.000050			\$0.62	\$26,350.21
18 Jul 2022	30 Jun 2022	Income	Distribution 544.8302 Fidelity Australian Equities Fund (FID0008AU) @ \$3.361166			\$1,831.26	\$28,181.47
19 Jul 2022	30 Jun 2022	Income	Distribution 4,926.9173 Pengana Emerging Companies Fund (PER0270AU) @ \$0.216317			\$1,065.77	\$29,247.24
19 Jul 2022	30 Jun 2022	Income	Distribution 18,605.3434 GQG Partners Emerging Markets Equity Fund - Z (ETL4581AU) @ \$0.038492			\$716.16	\$29,963.40
28 Jul 2022	30 Jun 2022	Income	Distribution 10,929.5838 Walter Scott Wholesale Plus Global Equity Fun (BTA0542AU) @ \$0.238650			\$2,608.34	\$32,571.74

Transaction account history - Cash

Settlement date	Trade date	Transaction type	Description	Quantity	Debit \$	Credit \$	Balance \$
12 Apr 2022	31 Mar 2022	Income	Distribution 12,701.7195 Greencape Broadcap Fund (HOW0034AU) @ \$0.006447			\$81.89	\$16,138.97
14 Apr 2022	31 Mar 2022	Income	Distribution 15,095.6100 APN Wholesale Plus AREIT Fund (BTA0475AU) @ \$0.0048			\$72.46	\$16,211.43
30 Apr 2022	30 Apr 2022	Income	Interest payment for Cash Management Account			\$0.12	\$16,211.55
4 May 2022	4 May 2022	Expense	Administration fee for the period 01/04/2022 to 30/04/2022		\$102.37		\$16,109.18
6 May 2022	6 May 2022	Expense	Advice fee for the period 01/04/2022 to 30/04/2022		\$421.22		\$15,687.96
9 May 2022	29 Apr 2022	Income	Distribution 15,095.6100 APN Wholesale Plus AREIT Fund (BTA0475AU) @ \$0.0046			\$69.44	\$15,757.40
31 May 2022	31 May 2022	Income	Interest payment for Cash Management Account			\$0.13	\$15,757.53
3 Jun 2022	3 Jun 2022	Expense	Administration fee for the period 01/05/2022 to 31/05/2022		\$103.73		\$15,653.80
7 Jun 2022	7 Jun 2022	Expense	Advice fee for the period 01/05/2022 to 31/05/2022		\$435.27		\$15,218.53
8 Jun 2022	31 May 2022	Income	Distribution 15,095.6100 APN Wholesale Plus AREIT Fund (BTA0475AU) @ \$0.0048			\$72.46	\$15,290.99
20 Jun 2022	7 Jun 2022	Income	Dividend 150 ANZ Banking Grp Ltd Cn 3M Q Rd T-26 (ANZPG) @ \$0.8517			\$127.76	\$15,418.75
24 Jun 2022	19 May 2022	Income	Dividend 815 Westpac Banking Corporation (WBC) @ \$0.61			\$497.15	\$15,915.90
30 Jun 2022	30 Jun 2022	Income	Interest payment for Cash Management Account			\$0.70	\$15,916.60
1 Jul 2022	9 May 2022	Income	Dividend 728 ANZ Banking Grp Ltd (ANZ) @ \$0.72			\$524.16	\$16,440.76
5 Jul 2022	11 May 2022	Income	Dividend 723 National Australia Bank Limited (NAB) @ \$0.73			\$527.79	\$16,968.55

added to bank statements using trade date so that 30 June 2022 balance match to that of report, therefore dividends received first before the actual pay date in 2023 FY

\$524.16
+224.64=\$748.80

\$527.79
+226.20=\$753.99

Transaction account history - Cash

Settlement date	Trade date	Transaction type	Description	Quantity	Debit \$	Credit \$	Balance \$
4 Mar 2022	4 Mar 2022	Expense	Administration fee for the period 01/02/2022 to 28/02/2022		\$95.40		\$14,409.61
7 Mar 2022	7 Mar 2022	Expense	Advice fee for the period 01/02/2022 to 28/02/2022		\$393.15		\$14,016.46
8 Mar 2022	28 Feb 2022	Income	Distribution 15,095.6100 APN Wholesale Plus AREIT Fund (BTA0475AU) @ \$0.0047			\$70.95	\$14,087.41
21 Mar 2022	10 Mar 2022	Income	Dividend 150 ANZ Banking Grp Ltd Cn 3M Q Rd T-26 (ANZPG) @ \$0.8316			\$124.74	\$14,212.15
28 Mar 2022	24 Feb 2022	Income	Dividend 399 BHP Group Limited (BHP) @ \$2.080559			\$830.14	\$15,042.29
30 Mar 2022	16 Feb 2022	Income	Dividend 243 Commonwealth Bank of Australia (CBA) @ \$1.75			\$425.25	\$15,467.54
31 Mar 2022	31 Mar 2022	Income	Interest payment for Cash Management Account			\$0.12	\$15,467.66
5 Apr 2022	5 Apr 2022	Expense	Administration fee for the period 01/03/2022 to 31/03/2022		\$104.62		\$15,363.04
6 Apr 2022	31 Mar 2022	Income	Distribution 10,963.3095 Clearbridge RARE Infrastructure Value Fund - (TGP0034AU) @ \$0.02			\$219.27	\$15,582.31
7 Apr 2022	7 Apr 2022	Expense	Advice fee for the period 01/03/2022 to 31/03/2022		\$435.27		\$15,147.04
7 Apr 2022	31 Mar 2022	Income	Distribution 16,075.730000 Vanguard Australian Property Securities Index (VAN0004AU) @ \$0.022411			\$360.28	\$15,507.32
7 Apr 2022	31 Mar 2022	Income	Distribution 26,952.3618 Vanguard Balanced Index Fund (VAN0108AU) @ \$0.010661			\$287.34	\$15,794.66
8 Apr 2022	31 Mar 2022	Income	Distribution 544.8302 Fidelity Australian Equities Fund (FID0008AU) @ \$0.481655			\$262.42	\$16,057.08

Transaction account history - Cash

Settlement date	Trade date	Transaction type	Description	Quantity	Debit \$	Credit \$	Balance \$
10 Jan 2022	31 Dec 2021	Income	Distribution 4,926.9173 Pengana Emerging Companies Fund (PER0270AU) @ \$0.093951			\$462.89	\$13,016.80
10 Jan 2022	31 Dec 2021	Income	Distribution 26,952.3618 Vanguard Balanced Index Fund (VAN0108AU) @ \$0.005547			\$149.52	\$13,166.32
10 Jan 2022	31 Dec 2021	Income	Distribution 16,075.730000 Vanguard Australian Property Securities Index (VAN0004AU) @ \$0.006797			\$109.27	\$13,275.59
11 Jan 2022	31 Dec 2021	Income	Distribution 544.8302 Fidelity Australian Equities Fund (FID0008AU) @ \$0.550424			\$299.89	\$13,575.48
13 Jan 2022	31 Dec 2021	Income	Distribution 12,701.7195 Greencape Broadcap Fund (HOW0034AU) @ \$0.008018			\$101.84	\$13,677.32
17 Jan 2022	31 Dec 2021	Income	Distribution 5,036.5734 Ausbil Australian Active Equity Fund (AAP0103AU) @ \$0.073596			\$370.67	\$14,047.99
17 Jan 2022	31 Dec 2021	Income	Distribution 15,095.6100 APN Wholesale Plus AREIT Fund (BTA0475AU) @ \$0.0047			\$70.95	\$14,118.94
19 Jan 2022	4 Jan 2022	Income	Dividend 390 Vaneck S&P/ASX MidCap ETF (MVE) @ \$0.44			\$171.60	\$14,290.54
19 Jan 2022	4 Jan 2022	Income	Dividend 18,725 Magellan Global Fund (MGF) @ \$0.0366			\$685.34	\$14,975.88
31 Jan 2022	31 Jan 2022	Income	Interest payment for Cash Management Account			\$0.11	\$14,975.99
3 Feb 2022	3 Feb 2022	Expense	Administration fee for the period 01/01/2022 to 31/01/2022		\$106.78		\$14,869.21
7 Feb 2022	7 Feb 2022	Expense	Advice fee for the period 01/01/2022 to 31/01/2022		\$435.27		\$14,433.94
9 Feb 2022	31 Jan 2022	Income	Distribution 15,095.6100 APN Wholesale Plus AREIT Fund (BTA0475AU) @ \$0.0047			\$70.95	\$14,504.89
28 Feb 2022	28 Feb 2022	Income	Interest payment for Cash Management Account			\$0.12	\$14,505.01

Transaction account history - Cash

Settlement date	Trade date	Transaction type	Description	Quantity	Debit \$	Credit \$	Balance \$
10 Dec 2021	10 Dec 2021	Buy	Buy Clearbridge RARE Infrastructure Value Fund - (TGP0034AU) for \$15,000.00.Transaction fee \$0.00.	10,963.3095	\$15,000.00		\$29,526.75
10 Dec 2021	7 Dec 2021	Sell	Sell 17,525.9262 Walter Scott Wholesale Plus Global Equity Fun (BTA0542AU) @ \$2.0541. Transaction fee \$0.00.	-17,525.9262		\$36,000.00	\$65,526.75
13 Dec 2021	9 Dec 2021	Buy	Buy 390 Vaneck S&P/ASX MidCap ETF (MVE) @ \$38.41. Transaction fee \$16.48.	390.0000	\$14,996.38		\$50,530.37
15 Dec 2021	15 Dec 2021	Buy	Buy Vanguard Balanced Index Fund (VAN0108AU) for \$40,000.00.Transaction fee \$0.00.	26,952.3618	\$40,000.00		\$10,530.37
15 Dec 2021	15 Nov 2021	Income	Dividend 973 National Australia Bank Limited (NAB) @ \$0.67			\$651.91	\$11,182.28
16 Dec 2021	8 Nov 2021	Income	Dividend 728 ANZ Banking Grp Ltd (ANZ) @ \$0.72			\$524.16	\$11,706.44
20 Dec 2021	9 Dec 2021	Income	Dividend 150 ANZ Banking Grp Ltd Cn 3M Q Rd T-26 (ANZPG) @ \$0.8225			\$123.38	\$11,829.82
21 Dec 2021	5 Nov 2021	Income	Dividend 1,202 Westpac Banking Corporation (WBC) @ \$0.60			\$721.20	\$12,551.02
31 Dec 2021	31 Dec 2021	Income	Interest payment for Cash Management Account			\$0.20	\$12,551.22
6 Jan 2022	6 Jan 2022	Expense	Administration fee for the period 01/12/2021 to 31/12/2021		\$103.20		\$12,448.02
7 Jan 2022	31 Dec 2021	Income	Distribution 1,595.7235 Dimensional Global Value Trust (DFA0102AU) @ \$0.167374			\$267.08	\$12,715.10
7 Jan 2022	31 Dec 2021	Income	Distribution 10,963.3095 Clearbridge RARE Infrastructure Value Fund - (TGP0034AU) @ \$0.025			\$274.08	\$12,989.18
10 Jan 2022	10 Jan 2022	Expense	Advice fee for the period 01/12/2021 to 31/12/2021		\$435.27		\$12,553.91

Transaction account history - Cash

Settlement date	Trade date	Transaction type	Description	Quantity	Debit \$	Credit \$	Balance \$
7 Dec 2021	3 Dec 2021	Sell	Sell 8,686 Magellan Global Fund (MGF) @ \$1.73. Transaction fee \$16.48.	-8,686.0000		\$14,966.87	\$74,877.03
7 Dec 2021	7 Dec 2021	Expense	Advice fee for the period 01/11/2021 to 30/11/2021		\$421.22		\$74,455.81
8 Dec 2021	8 Dec 2021	Buy	Buy Ausbil Australian Active Equity Fund (AAP0103AU) for \$22,500.00. Transaction fee \$0.00.	5,036.5734	\$22,500.00		\$51,955.81
8 Dec 2021	8 Dec 2021	Buy	Buy Dimensional Global Value Trust (DFA0102AU) for \$32,000.00. Transaction fee \$0.00.	1,595.7235	\$32,000.00		\$19,955.81
8 Dec 2021	30 Nov 2021	Income	Distribution 15,095.6100 APN Wholesale Plus AREIT Fund (BTA0475AU) @ \$0.0047			\$70.95	\$20,026.76
9 Dec 2021	6 Dec 2021	Sell	Sell 16,265.9905 Greencape Broadcap Fund (HOW0034AU) @ \$1.8136. Transaction fee \$0.00.	-16,265.9905		\$29,500.00	\$49,526.76
9 Dec 2021	6 Dec 2021	Sell	Sell 6,479.2019 MFS Global Equity Trust (MIA0001AU) @ \$2.3151. Transaction fee \$0.00.	-6,479.2019		\$15,000.00	\$64,526.76
9 Dec 2021	7 Dec 2021	Sell	Sell 6,628.0066 Magellan Wholesale Plus Infrastructure Fund (WFS0858AU) @ \$1.2070. Transaction fee \$0.00.	-6,628.0066		\$8,000.00	\$72,526.76
10 Dec 2021	6 Dec 2021	Sell	Sell 791.3698 Fidelity Australian Equities Fund (FID0008AU) @ \$40.4362. Transaction fee \$0.00.	-791.3698		\$31,999.99	\$104,526.75
10 Dec 2021	10 Dec 2021	Buy	Buy Munro Global Growth Fund (MUA0002AU) for \$20,000.00. Transaction fee \$0.00.	10,968.5204	\$20,000.00		\$84,526.75
10 Dec 2021	10 Dec 2021	Buy	Buy GQG Partners Emerging Markets Equity Fund - Z (ETL4581AU) for \$25,000.00. Transaction fee \$0.00.	18,605.3434	\$25,000.00		\$59,526.75
10 Dec 2021	10 Dec 2021	Buy	Buy Pengana Emerging Companies Fund (PER0270AU) for \$15,000.00. Transaction fee \$0.00.	4,926.9173	\$15,000.00		\$44,526.75

Transaction account history - Cash

Settlement date	Trade date	Transaction type	Description	Quantity	Debit \$	Credit \$	Balance \$
8 Oct 2021	30 Sep 2021	Income	Distribution 16,075.730000 Vanguard Australian Property Securities Index (VAN0004AU) @ \$0.007819			\$125.70	\$17,185.08
11 Oct 2021	11 Oct 2021	Expense	Expense recovery - Legislative		\$22.69		\$17,162.39
11 Oct 2021	30 Sep 2021	Income	Distribution 1,336.2000 Fidelity Australian Equities Fund (FID0008AU) @ \$0.021838			\$29.18	\$17,191.57
13 Oct 2021	30 Sep 2021	Income	Distribution 28,967.7100 Greencape Broadcap Fund (HOW0034AU) @ \$0.016327			\$472.95	\$17,664.52
15 Oct 2021	30 Sep 2021	Income	Distribution 15,095.6100 APN Wholesale Plus AREIT Fund (BTA0475AU) @ \$0.0046			\$69.44	\$17,733.96
31 Oct 2021	31 Oct 2021	Income	Interest payment for Cash Management Account			\$0.14	\$17,734.10
3 Nov 2021	3 Nov 2021	Expense	Administration fee for the period 01/10/2021 to 31/10/2021		\$79.38		\$17,654.72
5 Nov 2021	5 Nov 2021	Expense	Advice fee for the period 01/10/2021 to 31/10/2021		\$262.44		\$17,392.28
9 Nov 2021	29 Oct 2021	Income	Distribution 15,095.6100 APN Wholesale Plus AREIT Fund (BTA0475AU) @ \$0.0047			\$70.95	\$17,463.23
30 Nov 2021	30 Nov 2021	Income	Interest payment for Cash Management Account			\$0.14	\$17,463.37
3 Dec 2021	3 Dec 2021	Expense	Administration fee for the period 01/11/2021 to 30/11/2021		\$103.16		\$17,360.21
7 Dec 2021	3 Dec 2021	Sell	Sell 250 National Australia Bank Limited (NAB) @ \$27.89. Transaction fee \$12.50.	-250.0000		\$6,960.00	\$24,320.21
7 Dec 2021	3 Dec 2021	Sell	Sell 1,995 Transurban Group (Stapled Security) (TCL) @ \$13.87. Transaction fee \$30.43.	-1,995.0000		\$27,630.25	\$51,950.46
7 Dec 2021	3 Dec 2021	Sell	Sell 387 Westpac Banking Corporation (WBC) @ \$20.60. Transaction fee \$12.50.	-387.0000		\$7,959.70	\$59,910.16

Transaction account history - Cash

Settlement date	Trade date	Transaction type	Description	Quantity	Debit \$	Credit \$	Balance \$
Opening balance as at 1 Jul 2021							\$18,220.27
5 Jul 2021	5 Jul 2021	Expense	Administration fee for the period 01/06/2021 to 30/06/2021		\$76.95		\$18,143.32
7 Jul 2021	7 Jul 2021	Expense	Advice fee for the period 01/06/2021 to 30/06/2021		\$244.71		\$17,898.61
31 Jul 2021	31 Jul 2021	Income	Interest payment for Cash Management Account			\$0.05	\$17,898.66
4 Aug 2021	4 Aug 2021	Expense	Administration fee for the period 01/07/2021 to 31/07/2021		\$78.90		\$17,819.76
6 Aug 2021	6 Aug 2021	Expense	Advice fee for the period 01/07/2021 to 31/07/2021		\$254.49		\$17,565.27
10 Aug 2021	30 Jul 2021	Income	Distribution 15,095.6100 APN Wholesale Plus AREIT Fund (BTA0475AU) @ \$0.0046			\$69.44	\$17,634.71
31 Aug 2021	31 Aug 2021	Income	Interest payment for Cash Management Account			\$0.20	\$17,634.91
3 Sep 2021	3 Sep 2021	Expense	Administration fee for the period 15/08/2021 to 31/08/2021		\$43.96		\$17,590.95
7 Sep 2021	7 Sep 2021	Expense	Advice fee for the period 01/08/2021 to 31/08/2021		\$266.53		\$17,324.42
8 Sep 2021	31 Aug 2021	Income	Distribution 15,095.6100 APN Wholesale Plus AREIT Fund (BTA0475AU) @ \$0.0047			\$70.95	\$17,395.37
30 Sep 2021	30 Sep 2021	Income	Interest payment for Cash Management Account			\$0.13	\$17,395.50
5 Oct 2021	5 Oct 2021	Expense	Administration fee for the period 01/09/2021 to 30/09/2021		\$77.50		\$17,318.00
7 Oct 2021	7 Oct 2021	Expense	Advice fee for the period 01/09/2021 to 30/09/2021		\$258.62		\$17,059.38



Macquarie Cash Management Account

MACQUARIE BANK LIMITED
ABN 46 008 583 542 AFSL 237502

enquiries 1800 806 310
transact@macquarie.com
www.macquarie.com.au

GPO Box 2520
Sydney, NSW 2001

1 Shelley Street
Sydney, NSW 2000



002 49752

MRS B CLARKE
VILLA 174 96 VILLAGE WAY
LITTLE MOUNTAIN QLD 4551

account balance **\$11,515.26**

as at 30 Jun 22

account name BARBARA CLARKE ATF BARBARELLAS
COSMETIC DISCOUNTS SUPERANNUATION
FUND
account no. 117088021

transaction	description	debits	credits	balance
31.05.22	OPENING BALANCE			11,513.82
30.06.22	Interest		1.44	11,515.26
	CLOSING BALANCE AS AT 30 JUN 22	0.00	1.44	11,515.26 ✓

* Interest rate for the period 1 June to 16 June: 0.05%pa (16 days); 17 June to 30 June: balances \$0.00 to \$4,999.99 earned 0.25% balances \$5,000.00 and above earned 0.25%pa (14 days)

how to make a transaction

online

Log in to www.macquarie.com.au/personal

by phone

Call 133 275 to make a phone transaction

transfers from another bank account

Transfer funds from another bank to this account:

BSB 184 446

ACCOUNT NO. 117088021

deposits using BPay

From another bank



Billier code: 20206

Ref: 117 088 021

continued on next



Macquarie Cash Management Account

MACQUARIE BANK LIMITED
ABN 46 008 583 542 AFSL 237502

enquiries 1800 806 310
transact@macquarie.com
www.macquarie.com.au

GPO Box 2520
Sydney, NSW 2001

1 Shelley Street
Sydney, NSW 2000



002 6293

MRS B CLARKE
VILLA 174 96 VILLAGE WAY
LITTLE MOUNTAIN QLD 4551

account balance **\$11,513.82**
as at 31 May 22

account name BARBARA CLARKE ATF BARBARELLAS
COSMETIC DISCOUNTS SUPERANNUATION
FUND

account no. 117088021

	transaction	description	debits	credits	balance
29.04.22		OPENING BALANCE			11,513.18
31.05.22	Interest	MACQUARIE CMA INTEREST PAID*		0.64	11,513.82
		CLOSING BALANCE AS AT 31 MAY 22	0.00	0.64	11,513.82

* Interest rate for the period 30 April to 31 May: 0.05%pa (32 days)

how to make a transaction

online

Log in to www.macquarie.com.au/personal

by phone

Call 133 275 to make a phone transaction

transfers from another bank account

Transfer funds from another bank to this account:
BSB 184 446
ACCOUNT NO. 117088021

deposits using BPay

From another bank



Bill code: 20206

Ref: 117 088 021

continued on next



Macquarie Cash Management Account

MACQUARIE BANK LIMITED
ABN 46 008 583 542 AFSL 237502

enquiries 1800 806 310
transact@macquarie.com
www.macquarie.com.au

GPO Box 2520
Sydney, NSW 2001

1 Shelley Street
Sydney, NSW 2000



MRS B CLARKE
VILLA 174 96 VILLAGE WAY
LITTLE MOUNTAIN QLD 4551

account balance **\$11,513.18**
as at 29 Apr 22

account name BARBARA CLARKE ATF BARBARELLAS
COSMETIC DISCOUNTS SUPERANNUATION
FUND
account no. 117088021

	transaction	description	debits	credits	balance
31.03.22		OPENING BALANCE			11,512.60
29.04.22	Interest	MACQUARIE CMA INTEREST PAID*		0.58	11,513.18
		CLOSING BALANCE AS AT 29 APR 22	0.00	0.58	11,513.18

* Interest rate for the period 1 April to 29 April: 0.05%pa (29 days)

how to make a transaction

online
Log in to www.macquarie.com.au/personal

by phone
Call 133 275 to make a phone transaction

transfers from another bank account
Transfer funds from another bank to this account:
BSB 184 446
ACCOUNT NO. 117088021

deposits using BPay
From another bank



Bill code: 20206
Ref: 117 088 021

continued on next



Macquarie Cash Management Account

MACQUARIE BANK LIMITED
ABN 46 008 583 542 AFSL 237502

enquiries 1800 806 310
transact@macquarie.com
www.macquarie.com.au

GPO Box 2520
Sydney, NSW 2001

1 Shelley Street
Sydney, NSW 2000



MRS B CLARKE
VILLA 174 96 VILLAGE WAY
LITTLE MOUNTAIN QLD 4551

account balance **\$11,512.60**
as at 31 Mar 22

account name BARBARA CLARKE ATF BARBARELLAS
COSMETIC DISCOUNTS SUPERANNUATION
FUND
account no. 117088021

	transaction	description	debits	credits	balance
28.02.22		OPENING BALANCE			31,511.92
04.03.22	Cheque	CHEQUE WITHDRAWAL 000372	20,000.00		11,511.92
31.03.22	Interest	MACQUARIE CMA INTEREST PAID*		0.68	11,512.60
		CLOSING BALANCE AS AT 31 MAR 22	20,000.00	0.68	11,512.60

* Interest rate for the period 1 March to 31 March: 0.05%pa (31 days)

how to make a transaction

online

Log in to www.macquarie.com.au/personal

by phone

Call 133 275 to make a phone transaction

transfers from another bank account

Transfer funds from another bank to this account:

BSB 184 446

ACCOUNT NO. 117088021

deposits using BPay

From another bank



Bill code: 20206

Ref: 117 088 021

continued on next



Macquarie Cash Management Account

MACQUARIE BANK LIMITED
ABN 46 008 583 542 AFSL 237502

enquiries 1800 806 310
transact@macquarie.com
www.macquarie.com.au

GPO Box 2520
Sydney, NSW 2001

1 Shelley Street
Sydney, NSW 2000



MRS B CLARKE
VILLA 174 96 VILLAGE WAY
LITTLE MOUNTAIN QLD 4551

account balance **\$31,511.92**
as at 28 Feb 22

account name BARBARA CLARKE ATF BARBARELLAS
COSMETIC DISCOUNTS SUPERANNUATION
FUND
account no. 117088021

transaction	description	debits	credits	balance
31.01.22	OPENING BALANCE			31,510.76
28.02.22	Interest MACQUARIE CMA INTEREST PAID*		1.16	31,511.92
	CLOSING BALANCE AS AT 28 FEB 22	0.00	1.16	31,511.92

* Interest rate for the period 1 February to 28 February: 0.05%pa (28 days)

how to make a transaction

online

Log in to www.macquarie.com.au/personal

by phone

Call 133 275 to make a phone transaction

transfers from another bank account

Transfer funds from another bank to this account:
BSB 184 446
ACCOUNT NO. 117088021

deposits using BPay

From another bank



Bill code: 20206
Ref: 117 088 021

continued on next



Macquarie Cash Management Account

MACQUARIE BANK LIMITED
ABN 46 008 583 542 AFSL 237502

enquiries 1800 806 310
transact@macquarie.com
www.macquarie.com.au

GPO Box 2520
Sydney, NSW 2001

1 Shelley Street
Sydney, NSW 2000



MRS B CLARKE
VILLA 174 96 VILLAGE WAY
LITTLE MOUNTAIN QLD 4551

account balance **\$31,510.76**
as at 31 Jan 22

account name BARBARA CLARKE ATF BARBARELLAS
COSMETIC DISCOUNTS SUPERANNUATION
FUND
account no. 117088021

	transaction	description	debits	credits	balance
31.12.21		OPENING BALANCE			29,130.98
19.01.22	Deposit	ATO ATO007000015702925		2,378.51	31,509.49
31.01.22	Interest	MACQUARIE CMA INTEREST PAID*		1.27	31,510.76
		CLOSING BALANCE AS AT 31 JAN 22	0.00	2,379.78	31,510.76

* Interest rate for the period 1 January to 31 January: 0.05%pa (31 days)

how to make a transaction

online
Log in to www.macquarie.com.au/personal

by phone
Call 133 275 to make a phone transaction

transfers from another bank account
Transfer funds from another bank to this account:
BSB 184 446
ACCOUNT NO. 117088021

deposits using BPay
From another bank



Bill code: 20206
Ref: 117 088 021

continued on next



Macquarie Cash Management Account

MACQUARIE BANK LIMITED
ABN 46 008 583 542 AFSL 237502

enquiries 1800 806 310
transact@macquarie.com
www.macquarie.com.au

GPO Box 2520
Sydney, NSW 2001

1 Shelley Street
Sydney, NSW 2000



MRS B CLARKE
VILLA 174 96 VILLAGE WAY
LITTLE MOUNTAIN QLD 4551

account balance **\$29,130.98**
as at 31 Dec 21

account name BARBARA CLARKE ATF BARBARELLAS
COSMETIC DISCOUNTS SUPERANNUATION
FUND
account no. 117088021

transaction	description	debits	credits	balance
30.11.21	OPENING BALANCE			32,305.39
29.12.21	Cheque CHEQUE WITHDRAWAL 000371	3,175.70		29,129.69
31.12.21	Interest MACQUARIE CMA INTEREST PAID*		1.29	29,130.98
	CLOSING BALANCE AS AT 31 DEC 21	3,175.70	1.29	29,130.98

* Interest rate for the period 1 December to 31 December: 0.05%pa (31 days)

how to make a transaction

online

Log in to www.macquarie.com.au/personal

by phone

Call 133 275 to make a phone transaction

transfers from another bank account

Transfer funds from another bank to this account:

BSB 184 446

ACCOUNT NO. 117088021

deposits using BPay

From another bank



Billers code: 20206

Ref: 117 088 021

continued on next



Macquarie Cash Management Account

MACQUARIE BANK LIMITED
ABN 46 008 583 542 AFSL 237502

enquiries 1800 806 310
transact@macquarie.com
www.macquarie.com.au

GPO Box 2520
Sydney, NSW 2001

1 Shelley Street
Sydney, NSW 2000



MRS B CLARKE
VILLA 174 96 VILLAGE WAY
LITTLE MOUNTAIN QLD 4551

account balance **\$32,305.39**
as at 30 Nov 21

account name BARBARA CLARKE ATF BARBARELLAS
COSMETIC DISCOUNTS SUPERANNUATION
FUND
account no. 117088021

	transaction	description	debits	credits	balance
31.10.21		OPENING BALANCE			32,303.21
30.11.21	Interest	MACQUARIE CMA INTEREST PAID*		2.18	32,305.39
		CLOSING BALANCE AS AT 30 NOV 21	0.00	2.18	32,305.39

* Interest rate for the period 1 November to 14 November: 0.12%pa (14 days); 15 November to 30 November: 0.05%pa (16 days)

how to make a transaction

online

Log in to www.macquarie.com.au/personal

by phone

Call 133 275 to make a phone transaction

transfers from another bank account

Transfer funds from another bank to this account:
BSB 184 446
ACCOUNT NO. 117088021

deposits using BPay

From another bank



Billers code: 20206
Ref: 117 088 021

continued on next



MACQUARIE

MACQUARIE BANK LIMITED

ABN 46 008 583 542

AFSL 237502

enquiries 1800 806 310

transact@macquarie.com

www.macquarie.com.au

GPO Box 2520
Sydney, NSW 20011 Shelley Street
Sydney, NSW 2000

002

5949

MRS B CLARKE
VILLA 174 96 VILLAGE WAY
LITTLE MOUNTAIN QLD 4551account balance **\$32,303.21**

as at 31 Oct 21

account name BARBARA CLARKE ATF BARBARELLAS
COSMETIC DISCOUNTS SUPERANNUATION
FUND
account no. 117088021

	transaction	description	debits	credits	balance
30.09.21		OPENING BALANCE			18,389.11
04.10.21	Deposit	TPP TRUST A/C 64578569		193.14	18,582.25
08.10.21	Deposit	CBABUYBACK 001268367295		14,356.44	32,938.69
11.10.21	Direct debit	VIA Financial 38579750	638.50		32,300.19
29.10.21	Interest	MACQUARIE CMA INTEREST PAID*		3.02	32,303.21
		CLOSING BALANCE AS AT 31 OCT 21	638.50	14,552.60	32,303.21

* Interest rate for the period 1 October to 31 October: 0.12%pa (31 days)

how to make a transaction

online

Log in to www.macquarie.com.au/personal

by phone

Call 133 275 to make a phone transaction

transfers from another bank account

Transfer funds from another bank to this account:
BSB 184 446

ACCOUNT NO. 117088021

deposits using BPay

From another bank



Biller code: 20206

Ref: 117 088 021

continued on next



Macquarie Cash Management Account

MACQUARIE BANK LIMITED
ABN 46 008 583 542 AFSL 237502

enquiries 1800 806 310
transact@macquarie.com
www.macquarie.com.au

GPO Box 2520
Sydney, NSW 2001

1 Shelley Street
Sydney, NSW 2000



MRS B CLARKE
VILLA 174 96 VILLAGE WAY
LITTLE MOUNTAIN QLD 4551

account balance \$18,389.11
as at 30 Sep 21

account name BARBARA CLARKE ATF BARBARELLAS
COSMETIC DISCOUNTS SUPERANNUATION
FUND
account no. 117088021

transaction	description	debits	credits	balance
31.08.21	OPENING BALANCE			16,370.32
20.09.21	Deposit ANZ CAP NOTES 4 C4S21/00604256		123.78	16,494.10
21.09.21	Deposit BHP GROUP DIV AF384/00993322		1,083.39	17,577.49
29.09.21	Deposit CBA FNL DIV 001263493142		810.00	18,387.49
30.09.21	Interest MACQUARIE CMA INTEREST PAID*		1.62	18,389.11
	CLOSING BALANCE AS AT 30 SEP 21	0.00	2,018.79	18,389.11

* Interest rate for the period 1 September to 30 September: 0.12%pa (30 days)

how to make a transaction

online

Log in to www.macquarie.com.au/personal

by phone

Call 133 275 to make a phone transaction

transfers from another bank account

Transfer funds from another bank to this account:
BSB 184 446
ACCOUNT NO. 117088021

deposits using BPay

From another bank



Billers code: 20206
Ref: 117 088 021

continued on next



Macquarie Cash Management Account

MACQUARIE BANK LIMITED
ABN 46 008 583 542 AFSL 237502

enquiries 1800 806 310
transact@macquarie.com
www.macquarie.com.au

GPO Box 2520
Sydney, NSW 2001

1 Shelley Street
Sydney, NSW 2000



MRS B CLARKE
VILLA 174 96 VILLAGE WAY
LITTLE MOUNTAIN QLD 4551

account balance **\$16,370.32**
as at 31 Aug 21

account name BARBARA CLARKE ATF BARBARELLAS
COSMETIC DISCOUNTS SUPERANNUATION
FUND
account no. 117088021

	transaction	description	debits	credits	balance
31.07.21		OPENING BALANCE			16,578.27
23.08.21	Deposit	TCL DIV/DIST AUF21/00828896		428.93	17,007.20
26.08.21	Direct debit	VIA Financial 38573245	638.50		16,368.70
31.08.21	Interest	MACQUARIE CMA INTEREST PAID*		1.62	16,370.32
		CLOSING BALANCE AS AT 31 AUG 21	638.50	430.55	16,370.32

* Interest rate for the period 1 August to 31 August: 0.12%pa (31 days)

how to make a transaction

online
Log in to www.macquarie.com.au/personal

by phone
Call 133 275 to make a phone transaction

transfers from another bank account
Transfer funds from another bank to this account:
BSB 184 446
ACCOUNT NO. 117088021

deposits using BPay
From another bank



Bill code: 20206
Ref: 117 088 021

continued on next



Macquarie Cash Management Account

MACQUARIE BANK LIMITED
ABN 46 008 583 542 AFSL 237502

enquiries 1800 806 310
transact@macquarie.com
www.macquarie.com.au

GPO Box 2520
Sydney, NSW 2001



MRS B CLARKE
VILLA 174 96 VILLAGE WAY
LITTLE MOUNTAIN QLD 4551

1 Shelley Street
Sydney, NSW 2000

account balance **\$16,578.27**

as at 31 Jul 21

account name BARBARA CLARKE ATF BARBARELLAS
COSMETIC DISCOUNTS SUPERANNUATION
FUND
account no. 117088021

transaction	description	debits	credits	balance
30.06.21	OPENING BALANCE			14,480.06
01.07.21	Deposit ANZ DIVIDEND A071/00562613		509.60	14,989.66
02.07.21	Deposit NAB INTERIM DIV DV221/00989922		583.80	15,573.46
21.07.21	Deposit MAGELLAN MAGELLAN0002484937		1,003.24	16,576.70
30.07.21	Interest MACQUARIE CMA INTEREST PAID*		1.57	16,578.27
	CLOSING BALANCE AS AT 31 JUL 21	0.00	2,098.21	16,578.27

* Interest rate for the period 1 July to 31 July: 0.12%pa (31 days)

how to make a transaction

online

Log in to www.macquarie.com.au/personal

by phone

Call 133 275 to make a phone transaction

transfers from another bank account

Transfer funds from another bank to this account:
BSB 184 446
ACCOUNT NO. 117088021

deposits using BPay

From another bank



Billers code: 20206

Ref: 117 088 021

continued on next

BHP shares held at record date =399 shares
entitlement to WDS shares = $3900/5.534 = 72$ shares

[Home](#) [News](#) [Media Centre](#)

Determination of in specie dividend in connection with the Woodside Merger

Share

20 May 2022

The Board of BHP Group (BHP) has determined to pay to BHP shareholders an in specie dividend in the form of Woodside Petroleum Ltd (Woodside) shares in connection with the merger of BHP's oil and gas portfolio with Woodside (Merger).

The in specie dividend is scheduled to be paid on 1 **June 2022 and will be fully franked.**

BHP shareholders' entitlement to, and the payment of, the in specie dividend is subject to completion of the Merger.

BHP will receive 914,768,948 Woodside ordinary shares as part of the Merger. Eligible BHP shareholders will receive one newly issued Woodside share for every 5.5340 BHP shares they hold at the close of business on 26 May 2022 (Record Date). Holders of BHP American depositary shares (ADSs) will be entitled to receive one Woodside ADS for every 2.7670 BHP ADS they hold at the Record Date (with each Woodside ADS representing one Woodside share), subject to payment of taxes and applicable fees and expenses.

BHP ADS holders should note that the BHP ADSs will trade with “due bills” from the opening of business in New York on 25 May 2022 until 2 June 2022. BHP ADSs trading with due bills carry the right to receive the Woodside ADSs distributed in connection with the Merger. Exdividend trading in the BHP ADSs will commence at the opening of business in New York on 2 June 2022.

The BHP Dividend Reinvestment Plan will not operate in respect of the in specie dividend.

Eligibility to receive Woodside shares and related sale facility

BHP shareholders will be eligible to receive the in specie dividend in the form of Woodside shares if their address on the BHP register is in one of the following jurisdictions: Australia, Canada, Chile, France, Germany, Ireland, Italy, Japan, Jersey, Luxembourg, Malaysia, Netherlands, New Zealand, Norway, Singapore, Spain, Sweden, Switzerland, United Arab Emirates, United Kingdom and United States. Certain South African BHP shareholders may also validly elect to receive Woodside shares in accordance with the instructions previously announced on 8 April 2022.

BHP shareholders with a registered address in any other jurisdiction will generally be ‘Ineligible Overseas Shareholders’ and instead have their entitlements transferred to a sale agent to be sold in a sale facility. Proceeds are expected to be remitted to them within 12 weeks of completion of the Merger.

Eligible small BHP shareholders holding 1,000 ordinary BHP shares or UK depositary interests or less may also elect to have the Woodside shares they are entitled to receive sold by the sale agent under the sale facility, with payments also expected within 12 weeks of completion of the Merger.

Rounding of entitlements

BHP shareholders will be entitled to a whole number of Woodside shares, with any entitlement to a fraction of a Woodside share being rounded down to the nearest whole share. This includes BHP UK depositary interest holders and shareholders on the BHP South African branch share register.

The arrangements governing the BHP ADS and the BHP Corporate Sponsored Nominee Facility contemplate rounding of entitlements, and the rounding of the in specie dividend will occur according to the terms and conditions of those arrangements.

Further information and key dates

Milestone	Time (all dates in 2022)	Time zone
Last day BHP shares trade on JSE cum-entitlement to Woodside shares ¹	Monday 23 May	SAST

Net Cash Distribution For The Year - Transurban Holding Trust⁴

Gross Distribution (paid February 2021)	\$299.25
Tax withheld ⁵	\$0.00
Gross Distribution (paid August 2021)	\$408.98
Tax withheld ⁵	\$0.00
Net cash distributions applicable to the year ended 30 June 2021	\$708.23

Received in 2022, so nil bal

**PART C: AMIT COST BASE ADJUSTMENTS - Transurban Holding Trust⁴**

AMIT cost base net increase amount	\$0.00
AMIT cost base net decrease amount	\$309.46

Notes:

1. This dividend represents the payment from Transurban Holdings Limited ABN 86 098 143 429.
2. This distribution represents the payment from Transurban Holding Trust ABN 30 169 362 255.
3. Rent and Other Income includes amounts that are 'Excluded from NCMI'. 'Excluded from NCMI' refers to amounts that would have been NCMI but are not NCMI due to the application of any of the following provisions:
 - Subsection 12-437(5) in Schedule 1 to the *Taxation Administration Act 1953* ("TAA 1953") – approved economic infrastructure facility exception;
 - Section 12-440 in Schedule 1 to the TAA 1953 – MIT cross staple arrangement income transitional provisions.
4. These disclosures relate to the distribution from Transurban Holding Trust ABN 30 169 362 255.
5. Tax withheld and remitted to the Australian Taxation Office on your behalf for the year ended 30 June 2021.

Barbarellas Cosmetic Discounts SF

Transactions: Magellan Global Fund. - Ordinary Units Fully Paid Closed Class - Barbarellas Cosmetic Discounts Superannuation Fund

Date Range: 01/07/2021 to 30/06/2022

Magellan Global Fund. - Ordinary Units Fully Paid Closed Class

received in 2023

	Date	Narrative	Debit	Credit	Balance	Quantity
Magellan Global Fund. - Ordinary Units Fully Paid Closed Class						
	01/07/2021	Opening Balance	\$ 1,003.24	\$	1,003.24 Dr	
	21/07/2021	MGF AUD DRP 7.5% DISC	\$	1,003.24 \$	0.00 Cr	
	04/01/2022	MGF AUD DRP SUSPENDED	\$ 685.34	\$	685.34 Dr	
	19/01/2022	MGF AUD DRP SUSPENDED	\$	685.34 \$	0.00 Cr	
	30/06/2022	MGF AUD DRP SUSP	\$ 685.34	\$	685.34 Dr	
	Total Magellan Global Fund. - Ordinary Units Fully Paid Closed Class		\$ 2,373.92 \$	1,688.58 \$	685.34 Dr	
	Total Magellan Global Fund. - Ordinary Units Fully Paid Closed Class		2,373.92 \$	1,688.58 \$	685.34 Dr	✓



21 July 2021

MRS BARBARA IRENE CLARKE + MR DAVID JAMES CLARKE
 <BARBARELLA COS DIS S/F A/C>
 174/96 VILLAGE WAY
 LITTLE MOUNTAIN QLD 4551

ASX Code: MGF
 Investor Number: H033175
 HIN: X*****712

Magellan Global Fund (Closed Class Units) Distribution Statement

This statement details the distribution for your holdings with Magellan Asset Management Limited in the above fund for the period 30 November 2020 to 30 June 2021.

Distribution Details

Cash Distribution Rate	\$0.03660000
Record Date	02/07/2021
Payment Date	21/07/2021 received in 2022

Date	Unit Balance Before Distribution	Gross Distribution (\$)	Withholding Tax (\$) *	Net Payments (\$)	Payment Method	BSB	Account Number	Unit Balance After Distribution **
30-06-2021	27,411	1,003.24	0.00	1,003.24	Direct Credit	184-***	*****021	27,411

Investor Details

Name	TFN/ABN Quoted
MRS BARBARA IRENE CLARKE + MR DAVID JAMES CLARKE <BARBARELLA COS DIS S/F A/C>	Yes

Note:

*Tax has been deducted if you are a non-resident or where you have not advised your Tax File Number (TFN) / Australian Business Number (ABN). The withholding tax amount is calculated on the attribution amount of your distribution.

**Does not include any transactions ex-date onwards, except for reinvested units (if applicable). Neither Magellan Asset Management Limited nor Mainstream Fund Services Pty Ltd will be liable for any losses incurred by any person who relies on the holding shown without making their own adjustments for any transactions.

Should you have any questions regarding this statement please contact our Unit Registry Office on 1300 127 780 or by email magellanfunds@mainstreamgroup.com.

You can update your Tax File Number, DRP preference or bank account details online at <http://magellan.mainstreamfs.com/login>

Please send all mail correspondence to Mainstream Fund Services Pty Ltd at GPO Box 143, Sydney NSW 2001.

If you have elected not to receive a printed copy of the Annual Report for your investment, a copy of the report for the year ended 30 June 2021 will be available by 30 September 2021 on the Magellan website: www.magellangroup.com.au.



002_10661_17687

MRS BARBARA IRENE CLARKE &
MR DAVID JAMES CLARKE
<BARBARELLA COS DIS S/F A/C>
76 MAHOGANY DRIVE
PELICAN WATERS QLD 4551

Reference Number: S00097387125

TFN/ABN Status: Quoted

Subregister: CHESS

Record Date: 06/11/2020

Payment Date: 19/11/2020

Distribution Statement

Payment Description: FY2021 Interim Dividend

Security Class: Fully Paid Ordinary Units

ASX Code: MGG

Number of units held at Record Date	Distribution Rate per unit	Gross Distribution ¹	Withholding Tax ²	Net Distribution Withheld
31,036	3.58 cents	\$1,111.09	Nil	\$1,111.09

1. All distributions are in Australian dollars.

2. Withholding tax is deducted from the distribution as applicable if your TFN or ABN has not been recorded or if non-resident withholding tax applies.

Note: The Fund is an Attribution Managed Investment Trust for the purposes of the Income Tax Assessment Act 1997 for the financial year ended 30 June 2021.

This distribution includes a 'fund payment' amount of nil cents per unit in respect of the period ended 31 December 2020.

Fund Payment subject to withholding tax:

Australian Income - Other Income	0.00
Capital Gain - Discount (TARP)	0.00
Capital Gains - Indexation Method (TARP)	0.00
Capital Gains - Other Method (TARP)	0.00
Total Fund Payment	0.00

Opening Balance from 2020= 3,022.91

1,111.09

= \$4,134.00

2020 Distribution not received as bank details not provided

To update your details, please log onto www.investorserve.com.au, call Boardroom Pty Limited on 1300 005 016 (within Australia), or call +61 2 9290 9600 (outside Australia) or email magellan@boardroomlimited.com.au.

Important Notice

We note that as at the Record Date we had not received your direct credit banking instructions and as a result, in accordance with the Fund's direct credit distribution payment policy, payment of your distribution entitlement has been withheld. Your distribution entitlement will be credited to your nominated account after receipt of your valid direct credit banking instructions.

Your distribution entitlement will not bear any interest. If you have submitted your direct credit banking instructions since the Record Date, we will process your distribution payment as soon as practicable.

Please retain this statement for taxation purposes

Barbarellas Cosmetic Discounts SF

Transactions: Vaneck S&P/ASX Midcap ETF - Vaneck S&P/ASX Midcap ETF - Barbarellas Cosmetic Discounts Superannuation Fund

Date Range: 01/07/2021 to 30/06/2022

Vaneck S&P/ASX Midcap ETF - Vaneck S&P/ASX Midcap ETF

	Date	Narrative	Debit	Credit	Balance	Quantity
	01/07/2021	Opening Balance	\$	0.00 \$	0.00 Cr	
	04/01/2022	MVE AUD 0.308 FRANKED, 30% CTR, DRP	\$ 171.60	\$	171.60 Dr	
	19/01/2022	MVE AUD 0.308 FRANKED, 30% CTR, DRP	\$	171.60 \$	0.00 Cr	
received in 2023	30/06/2022	MVE AUD DRP	\$ 210.60	\$	210.60 Dr	
		Total Vaneck S&P/ASX Midcap ETF - Vaneck S&P/ASX Midcap ETF	\$ 382.20 \$	171.60 \$	210.60 Dr	
		Total Vaneck S&P/ASX Midcap ETF - Vaneck S&P/ASX Midcap ETF	382.20 \$	171.60 \$	210.60 Dr	



Australia & New Zealand Banking Group Ltd (ANZ) - Dividends

Current share price for ANZ : \$25.270 ▲ 0.52 (2.10%)

Overview	Research	Company Financials	Company Announcements	Dividends	Change in Di
					More ▾

728 shares x 72c=\$524.16

FC=224.64

Latest company dividends for Australia & New Zealand Banking Group Ltd (ANZ)

[Search all Dividends](#)

Sector	Market Cap (\$m)	Distribution Type	Dividend	Franking	Ex-dividend date	Payment date	Current Price	Price 7D Av
Financials	\$75,555	Result	72¢	100%	9 May 2022	1 Jul 2022	\$25.270	\$24.50
Financials	\$75,555	H F Result	72¢	100%	8 Nov 2021	16 Dec 2021	\$25.270	\$24.50
Financials	\$75,555	Result	70¢	100%	10 May 2021	1 Jul 2021	\$25.270	\$24.50
Financials	\$75,555	H F Result	35¢	100%	9 Nov 2020	16 Dec 2020	\$25.270	\$24.50
Financials	\$75,555	Result	25¢	100%	24 Aug 2020	30 Sep 2020	\$25.270	\$24.50
Financials	\$75,555	H F Result	80¢	70%	11 Nov 2019	18 Dec 2019	\$25.270	\$24.50



[About us home](#) > [Shareholder Centre](#) > [Dividend information](#) > **NAB's dividend payment history**

NAB'S DIVIDEND PAYMENT HISTORY

723 shares x 73c=\$527.79

FC=\$226.20

ASX code: NAB

Payment type	Payment date	Ex dividend date	Record date	Dividend rate per share (AUD)	Franking level %
2022 Interim	5 July 2022	11 May 2022	12 May 2022	73 cents	100
2021 Final	15 December 2021	15 November 2021	16 November 2021	67 cents	100
2021 Interim	2 July 2021	13 May 2021	14 May 2021	60 cents	100
2020 Final	10 December 2020	12 November 2020	13 November 2020	30 cents	100
2020 Interim	3 July 2020	1 May 2020	4 May 2020	30 cents	100
2019 Final	12 December 2019	14 November 2019	15 November 2019	83 cents	100
2019 Interim	3 July 2019	14 May 2019	15 May 2019	83 cents	100
2018 Final	14 December 2018	8 November 2018	9 November 2018	99 cents	100
2018 Interim	5 July 2018	15 May 2018	16 May 2018	99 cents	100
2017 Final	13 December 2017	9 November 2017	10 November 2017	99 cents	100
2017 Interim	5 July 2017	16 May 2017	17 May 2017	99 cents	100
2016 Final	13 December 2016	4 November 2016	7 November 2016	99 cents	100
2016 Interim	5 July 2016	17 May 2016	18 May 2016	99 cents	100
2015 Final	15 December 2015	5 November 2015	9 November 2015	99 cents	100
2015 Interim	3 July 2015	15 May 2015	19 May 2015	99 cents	100
2014 Final	16 December 2014	7 November 2014	11 November 2014	99 cents	100
2014 Interim	8 July 2014	14 May 2014	16 May 2014	99 cents	100
2013 Final	18 December 2013	7 November 2013	13 November 2013	97 cents	100
2013 Interim	16 July 2013	30 May 2013	5 June 2013	93 cents	100
2012 Final	18 December 2012	9 November 2012	15 November 2012	90 cents	100
2012 Interim	16 July 2012	31 May 2012	6 June 2012	90 cents	100
2011 Final	19 December 2011	10 November 2011	16 November 2011	88 cents	100
2011 Interim	6 July 2011	2 June 2011	8 June 2011	84 cents	100
2010 Final	17 December 2010	12 November 2010	18 November 2010	78 cents	100
2010 Interim	8 July 2010	4 June 2010	10 June 2010	74 cents	100
2009 Final	17 December 2009	13 November 2009	19 November 2009	73 cents	100
2009 Interim	9 July 2009	4 June 2009	11 June 2009	73 cents	100
2008 Final	17 December 2008	7 November 2008	13 November 2008	97 cents	100
2008 Interim	10 July 2008	30 May 2008	5 June 2008	97 cents	100
2007 Final	18 December 2007	16 November 2007	22 November 2007	95 cents	100
2007 Interim	12 July 2007	1 June 2007	7 June 2007	87 cents	90
2006 Final	12 December 2006	10 November 2006	16 November 2006	84 cents	90
2006 Interim	13 July 2006	2 June 2006	8 June 2006	83 cents	80
2005 Final	19 December 2005	21 November 2005	25 November 2005	83 cents	80

Barbarellas Cosmetic Discounts SF

Transactions: Excessive Foreign Tax Credit Writeoff - Barbarellas Cosmetic Discounts Superannuation Fund Date Range: 01/07/2021 to 30/06/2022
Excessive Foreign Tax Credit Writeoff

	Date	Narrative	Debit	Credit	Balance	Quantity
Excessive Foreign Tax Credit Writeoff						
	01/07/2021	Opening Balance	\$	286.94	\$ 286.94	Cr
	01/07/2021	Fund Tax Finalisation	\$ 286.94	\$	0.00	Cr
	30/06/2022	Excessive foreign tax credit written off	\$	409.90	\$ 409.90	Cr
	Total Excessive Foreign Tax Credit Writeoff		\$ 286.94	\$ 696.84	\$ 409.90	Cr
	Total Excessive Foreign Tax Credit Writeoff		\$ 286.94	\$ 696.84	\$ 409.90	Cr



Australian Government
Australian Taxation Office

Agent INITIATIVE ACCOUNTING PTY LTD
Client BARBARELLAS COSMETIC
DISCOUNTS SUPERANNUATION
FUND
ABN 75 330 540 177
TFN 98 505 891

Income tax 551

Date generated	12/08/2022
Overdue	\$0.00
Not yet due	\$0.00
Balance	\$0.00

Transactions

2 results found - from **01 June 2021** to **12 August 2022** sorted by **processed date** ordered **oldest to newest**

Processed date	Effective date	Description	Debit (DR)	Credit (CR)	Balance
14 Jan 2022	14 Jan 2022	Tax return Self Man Superfund - Income Tax for the period from 01 Jul 20 to 30 Jun 21		\$2,378.51	\$2,378.51 CR
14 Jan 2022	19 Jan 2022	EFT refund for Income Tax for the period from 01 Jul 20 to 30 Jun 21	\$2,378.51 +259 = \$2,637.51		\$0.00