

From First to Last by Account
Options: Not summarised, Excluding NIL Balances
From 01/07/2022 To 30/06/2023

Client Code: COM502

Last Year	Account	Description	Debit	Credit
	197	Managed fund distributions		
(16008.39)	19750	Netwealth managed portfolio		10805.29
(333.10)	198	Dividends received		531.98
	199	Interest received		
(13.26)	19901	Macquarie CMT		175.24
(202.55)	19902	Netwealth managed portfolio		308.98
	204	Movement in Net Market Values		
45167.57	20404	Managed funds		21481.36
7106.15	20434	Managed funds	9575.00	
2628.50	301	Administration Costs	2035.00	
2321.87	344	Portfolio fees	1926.38	
535.00	364	Filing fees	549.00	
	550	SUPERANNUATION FUND		
41201.79	55002	Profit Earned This Year	-	
(41201.79)	55003	Distribution to Members	19217.47	
	551	ROBERT CAMERON		
(213470.19)	55101	Balance at beginning of year		139263.21
23536.23	55102	Allocated earnings		9469.90
(1049.25)	55105	Income tax expense on earnings		663.80
51720.00	55115	Benefits paid during year	39690.00	
	552	MARILYN SWEET		
(160224.60)	55201	Balance at Beginning of Year		143346.58
17665.56	55202	Allocated earnings		9747.57
(787.54)	55205	Income tax expense on earnings		683.26
-	55215	Benefits Paid During Year	35000.00	
6509.32	680	Cash at bank	3247.35	
14036.18	681	Netwealth portfolio account	9536.18	
	789	Interest bearing securities		
10338.00	78910	ANZ capital notes - 20/03/2026	10195.00	
10067.53	78945	Pimco aust bond fund	-	
14545.40	78950	Perpetual pure alpha credit fund	14984.53	
11766.08	78955	Principal global credit opportunities fund	11730.48	
	790	Property securities		
30849.48	79002	Dexus property for income fund	23105.00	
28013.90	79060	Zurich property securities fund	24101.57	
23788.12	79080	Vanguard property securities fund	24329.15	
	795	Large Cap domestic equities		
20611.29	79510	Bennelong aust equity fund	18050.69	
25398.72	79512	MBA aust share fund	19153.63	
23653.82	79550	Perpetual concentrated equity fund	15307.98	
19136.86	79560	Platypus aust equity fund	16433.82	

From First to Last by Account
Options: Not summarised, Excluding NIL Balances
Client Code: COM502 From 01/07/2022 To 30/06/2023

Last Year	Account	Description	Debit	Credit
	796	International equities		
8275.59	79610	Arrowstreet global equity fund (hedged)	5115.26	
12154.84	79640	Magellan high conviction fund	10071.65	
12860.99	79660	T Rowe Price global equity fund	11977.30	
8766.88	79670	Walter Scott global equity fund (hedged)	9797.67	
1836.79	904	Provision for income tax	1347.06	
	999	Jobstream Selection Account		
22.00	99901	Jobstream Selection Account	-	
(22.00)	99999	Clearing balance	-	
<hr/>			<hr/>	<hr/>
41201.79		Total	336477.17	336477.17

NET PROFIT THIS YEAR 19217.47
NET LOSS LAST YEAR 41201.79

No. of Accounts: 39
No. of Entries: 92

Client Code: COM502 From First to Last by Account
From 01/07/2022 To 30/06/2023

Date	Type	Gp	Ref.	Debit	Credit	Balance
197	Managed fund distributions					
19750	Netwealth managed portfolio					
	LY Closing Balance					(16008.39)
30/06/2023	Jnl		2		10805.29	(10805.29)
	netwealth cash receipts & pmts for the year					
	Closing Balance			0.00	10805.29	(10805.29)
198	Dividends received					
	LY Closing Balance					(333.10)
30/06/2023	Jnl		2		531.98	(531.98)
	netwealth cash receipts & pmts for the year					
	Closing Balance			0.00	531.98	(531.98)
199	Interest received					
19901	Macquarie CMT					
	LY Closing Balance					(13.26)
30/06/2023	Jnl		1		175.24	(175.24)
	mac cmt cash receipts & pmts for the year					
	Closing Balance			0.00	175.24	(175.24)
19902	Netwealth managed portfolio					
	LY Closing Balance					(202.55)
30/06/2023	Jnl		2		187.35	(187.35)
	netwealth cash receipts & pmts for the year					
30/06/2023	Jnl		2		121.63	(308.98)
	netwealth cash receipts & pmts for the year					
	Closing Balance			0.00	308.98	(308.98)
204	Movement in Net Market Values					
20404	Managed funds					
	LY Closing Balance					45167.57
30/06/2023	Jnl		4		21481.36	(21481.36)
	revaluation of investments to market value at year end					
	Closing Balance			0.00	21481.36	(21481.36)

Client Code: COM502 From First to Last by Account
From 01/07/2022 To 30/06/2023

Date	Type	Gp	Ref.	Debit	Credit	Balance
20434 Managed funds						
						LY Closing Balance 7106.15
30/06/2023	Jnl		3	9575.00		9575.00
				profit on disposal of investments during the year		
				Closing Balance 9575.00	0.00	9575.00
301 Administration Costs						
						LY Closing Balance 2628.50
30/06/2023	Jnl		1	1650.00		1650.00
				mac cmt cash receipts & pmts for the year		
30/06/2023	Jnl		1	385.00		2035.00
				mac cmt cash receipts & pmts for the year		
				Closing Balance 2035.00	0.00	2035.00
344 Portfolio fees						
						LY Closing Balance 2321.87
30/06/2023	Jnl		2	1926.38		1926.38
				netwealth cash receipts & pmts for the year		
				Closing Balance 1926.38	0.00	1926.38
364 Filing fees						
						LY Closing Balance 535.00
30/06/2023	Jnl		1	259.00		259.00
				mac cmt cash receipts & pmts for the year		
30/06/2023	Jnl		1	290.00		549.00
				mac cmt cash receipts & pmts for the year		
				Closing Balance 549.00	0.00	549.00
550 SUPERANNUATION FUND						
55001 Unallocated Benefits Brought Forward						
						Opening Balance 0.00
01/07/2022	Jnl			41201.79		41201.79
				Year end balance forward		
01/07/2022	Jnl				41201.79	0.00
				Year end balance forward		
				Closing Balance 41201.79	41201.79	0.00

Client Code: COM502 From First to Last by Account
From 01/07/2022 To 30/06/2023

Date	Type Gp	Ref.	Debit	Credit	Balance
55002	Profit Earned This Year				
	Opening Balance				41201.79
01/07/2022	Jnl			41201.79	0.00
	Year end balance forward : Profit distribution				
	Closing Balance				0.00
			0.00	41201.79	0.00
55003	Distribution to Members				
	Opening Balance				(41201.79)
01/07/2022	Jnl		41201.79		0.00
	Year end balance forward				
30/06/2023	Jnl	5	19217.47		19217.47
	allocation of net earnings to members for the year				
	Closing Balance				60419.26
			60419.26	0.00	19217.47
551	ROBERT CAMERON				
55101	Balance at beginning of year				
	Opening Balance				(213470.19)
01/07/2022	Jnl		23536.23		(189933.96)
	Year end balance forward				
01/07/2022	Jnl			1049.25	(190983.21)
	Year end balance forward				
01/07/2022	Jnl		51720.00		(139263.21)
	Year end balance forward				
	Closing Balance				75256.23
			75256.23	1049.25	(139263.21)
55102	Allocated earnings				
	Opening Balance				23536.23
01/07/2022	Jnl			23536.23	0.00
	Year end balance forward				
30/06/2023	Jnl	5		9469.90	(9469.90)
	allocation of net earnings to members for the year				
	Closing Balance				0.00
			0.00	33006.13	(9469.90)
55105	Income tax expense on earnings				
	Opening Balance				(1049.25)
01/07/2022	Jnl		1049.25		0.00
	Year end balance forward				
30/06/2023	Jnl	6		663.80	(663.80)
	tax expense for the year				
	Closing Balance				1049.25
			1049.25	663.80	(663.80)

Client Code: COM502
From First to Last by Account
From 01/07/2022 To 30/06/2023

Date	Type Gp	Ref.	Debit	Credit	Balance
55115	Benefits paid during year				
Opening Balance					51720.00
01/07/2022	Jnl			51720.00	0.00
					Year end balance forward
30/06/2023	Jnl	1	4290.00		4290.00
					mac cmt cash receipts & pmts for the year
30/06/2023	Jnl	1	35400.00		39690.00
					mac cmt cash receipts & pmts for the year
Closing Balance			39690.00	51720.00	39690.00
552	MARILYN SWEET				
55201	Balance at Beginning of Year				
Opening Balance					(160224.60)
01/07/2022	Jnl		17665.56		(142559.04)
					Year end balance forward
01/07/2022	Jnl			787.54	(143346.58)
					Year end balance forward
Closing Balance			17665.56	787.54	(143346.58)
55202	Allocated earnings				
Opening Balance					17665.56
01/07/2022	Jnl			17665.56	0.00
					Year end balance forward
30/06/2023	Jnl	5		9747.57	(9747.57)
					allocation of net earnings to members for the year
Closing Balance			0.00	27413.13	(9747.57)
55205	Income tax expense on earnings				
Opening Balance					(787.54)
01/07/2022	Jnl		787.54		0.00
					Year end balance forward
30/06/2023	Jnl	6		683.26	(683.26)
					tax expense for the year
Closing Balance			787.54	683.26	(683.26)
55215	Benefits Paid During Year				
Opening Balance					0.00
30/06/2023	Jnl	1	20000.00		20000.00
					mac cmt cash receipts & pmts for the year
30/06/2023	Jnl	1	15000.00		35000.00
					mac cmt cash receipts & pmts for the year
Closing Balance			35000.00	0.00	35000.00

Client Code: COM502
From First to Last by Account
From 01/07/2022 To 30/06/2023

Date	Type Gp	Ref.	Debit	Credit	Balance
680	Cash at bank				
Opening Balance					6509.32
30/06/2023	Jnl	1		3261.97	3247.35
					mac cmt cash receipts & pmts for the year
Closing Balance			0.00	3261.97	3247.35
681	Netwealth portfolio account				
Opening Balance					14036.18
30/06/2023	Jnl	1		10000.00	4036.18
					mac cmt cash receipts & pmts for the year
30/06/2023	Jnl	1		10000.00	(5963.82)
					mac cmt cash receipts & pmts for the year
30/06/2023	Jnl	1		10000.00	(15963.82)
					mac cmt cash receipts & pmts for the year
30/06/2023	Jnl	1		12000.00	(27963.82)
					mac cmt cash receipts & pmts for the year
30/06/2023	Jnl	1		10000.00	(37963.82)
					mac cmt cash receipts & pmts for the year
30/06/2023	Jnl	1		20000.00	(57963.82)
					mac cmt cash receipts & pmts for the year
30/06/2023	Jnl	2	67500.00		9536.18
					netwealth cash receipts & pmts for the year
Closing Balance			67500.00	72000.00	9536.18
789	Interest bearing securities				
78910	ANZ capital notes - 20/03/2026				
Opening Balance					10338.00
30/06/2023	Jnl	4		143.00	10195.00
					revaluation of investments to market value at year end
Closing Balance			0.00	143.00	10195.00
78945	Pimco aust bond fund				
Opening Balance					10067.53
30/06/2023	Jnl	2		10408.77	(341.24)
					netwealth cash receipts & pmts for the year
30/06/2023	Jnl	3		1057.76	(1399.00)
					profit on disposal of investments during the year
30/06/2023	Jnl	4	1399.00		0.00
					revaluation of investments to market value at year end

Client Code: COM502 From First to Last by Account
From 01/07/2022 To 30/06/2023

Date	Type	Gp	Ref.	Debit	Credit	Balance
78945				Pimco aust bond fund : Continued		
Closing Balance				1399.00	11466.53	0.00
78950				Perpetual pure alpha credit fund		
Opening Balance						14545.40
30/06/2023	Jnl		4	439.13		14984.53
				revaluation of investments to market value at year end		
Closing Balance				439.13	0.00	14984.53
78955				Principal global credit opportunities fund		
Opening Balance						11766.08
30/06/2023	Jnl		4		35.60	11730.48
				revaluation of investments to market value at year end		
Closing Balance				0.00	35.60	11730.48
790				Property securities		
79002				Dexus property for income fund		
Opening Balance						30849.48
30/06/2023	Jnl		2		5000.00	25849.48
				netwealth cash receipts & pmts for the year		
30/06/2023	Jnl		2		3000.00	22849.48
				netwealth cash receipts & pmts for the year		
30/06/2023	Jnl		2	25.33		22874.81
				netwealth cash receipts & pmts for the year		
30/06/2023	Jnl		3		3543.76	19331.05
				profit on disposal of investments during the year		
30/06/2023	Jnl		4	3773.95		23105.00
				revaluation of investments to market value at year end		
Closing Balance				3799.28	11543.76	23105.00
79060				Zurich property securities fund		
Opening Balance						28013.90
30/06/2023	Jnl		2		5000.00	23013.90
				netwealth cash receipts & pmts for the year		
30/06/2023	Jnl		3		383.08	22630.82
				profit on disposal of investments during the year		
30/06/2023	Jnl		4	1470.75		24101.57
				revaluation of investments to market value at year end		
Closing Balance				1470.75	5383.08	24101.57

Client Code: COM502 From First to Last by Account
From 01/07/2022 To 30/06/2023

Date	Type	Gp	Ref.	Debit	Credit	Balance
79080						
						Vanguard property securities fund
						Opening Balance
						23788.12
30/06/2023	Jnl		2	47.02		23835.14
						netwealth cash receipts & pmts for the year
30/06/2023	Jnl		4	494.01		24329.15
						revaluation of investments to market value at year end
						Closing Balance
				541.03	0.00	24329.15
795						Large Cap domestic equities
79510						Bennelong aust equity fund
						Opening Balance
						20611.29
30/06/2023	Jnl		2		5000.00	15611.29
						netwealth cash receipts & pmts for the year
30/06/2023	Jnl		2	2000.00		17611.29
						netwealth cash receipts & pmts for the year
30/06/2023	Jnl		3		660.04	16951.25
						profit on disposal of investments during the year
30/06/2023	Jnl		4	1099.44		18050.69
						revaluation of investments to market value at year end
						Closing Balance
				3099.44	5660.04	18050.69
79512						MBA aust share fund
						Opening Balance
						25398.72
30/06/2023	Jnl		2		5000.00	20398.72
						netwealth cash receipts & pmts for the year
30/06/2023	Jnl		2		2500.00	17898.72
						netwealth cash receipts & pmts for the year
30/06/2023	Jnl		3	341.00		18239.72
						profit on disposal of investments during the year
30/06/2023	Jnl		4	913.91		19153.63
						revaluation of investments to market value at year end
						Closing Balance
				1254.91	7500.00	19153.63
79550						Perpetual concentrated equity fund
						Opening Balance
						23653.82
30/06/2023	Jnl		2		5000.00	18653.82
						netwealth cash receipts & pmts for the year
30/06/2023	Jnl		2		2500.00	16153.82
						netwealth cash receipts & pmts for

Client Code: COM502
From First to Last by Account
From 01/07/2022 To 30/06/2023

Date	Type Gp	Ref.	Debit	Credit	Balance
79550	Perpetual concentrated equity fund : Continued				
	the year				
30/06/2023	Jnl	2		2000.00	14153.82
	netwealth cash receipts & pmts for the year				
30/06/2023	Jnl	3	343.64		14497.46
	profit on disposal of investments during the year				
30/06/2023	Jnl	4	810.52		15307.98
	revaluation of investments to market value at year end				
Closing Balance			1154.16	9500.00	15307.98
79560	Platypus aust equity fund				
Opening Balance					19136.86
30/06/2023	Jnl	2		5000.00	14136.86
	netwealth cash receipts & pmts for the year				
30/06/2023	Jnl	2	2000.00		16136.86
	netwealth cash receipts & pmts for the year				
30/06/2023	Jnl	2		2000.00	14136.86
	netwealth cash receipts & pmts for the year				
30/06/2023	Jnl	3		892.02	13244.84
	profit on disposal of investments during the year				
30/06/2023	Jnl	4	3188.98		16433.82
	revaluation of investments to market value at year end				
Closing Balance			5188.98	7892.02	16433.82
796	International equities				
79610	Arrowstreet global equity fund (hedged)				
Opening Balance					8275.59
30/06/2023	Jnl	2		4000.00	4275.59
	netwealth cash receipts & pmts for the year				
30/06/2023	Jnl	3		422.75	3852.84
	profit on disposal of investments during the year				
30/06/2023	Jnl	4	1262.42		5115.26
	revaluation of investments to market value at year end				
Closing Balance			1262.42	4422.75	5115.26
79640	Magellan high conviction fund				
Opening Balance					12154.84
30/06/2023	Jnl	2		4000.00	8154.84
	netwealth cash receipts & pmts for the year				
30/06/2023	Jnl	2	1556.29		9711.13

Client Code: COM502 From First to Last by Account
From 01/07/2022 To 30/06/2023

Date	Type	Gp	Ref.	Debit	Credit	Balance
79640	Magellan high conviction fund : Continued					
	netwealth cash receipts & pmts for the year					
30/06/2023	Jnl		3		2329.93	7381.20
	profit on disposal of investments during the year					
30/06/2023	Jnl		4	2690.45		10071.65
	revaluation of investments to market value at year end					
Closing Balance				4246.74	6329.93	10071.65
79660	T Rowe Price global equity fund					
Opening Balance						12860.99
30/06/2023	Jnl		2		3000.00	9860.99
	netwealth cash receipts & pmts for the year					
30/06/2023	Jnl		3		970.30	8890.69
	profit on disposal of investments during the year					
30/06/2023	Jnl		4	3086.61		11977.30
	revaluation of investments to market value at year end					
Closing Balance				3086.61	3970.30	11977.30
79670	Walter Scott global equity fund (hedged)					
Opening Balance						8766.88
30/06/2023	Jnl		4	1030.79		9797.67
	revaluation of investments to market value at year end					
Closing Balance				1030.79	0.00	9797.67
904	Provision for income tax					
Opening Balance						1836.79
30/06/2023	Jnl		1		1836.79	0.00
	mac cmt cash receipts & pmts for the year					
30/06/2023	Jnl		6	1347.06		1347.06
	tax expense for the year					
Closing Balance				1347.06	1836.79	1347.06
999	Jobstream Selection Account					
99901	Jobstream Selection Account					
Opening Balance						22.00
30/06/2023	Jnl		0		22.00	0.00
	rollover adj					
Closing Balance				0.00	22.00	0.00

Client Code: COM502
From First to Last by Account
From 01/07/2022 To 30/06/2023

Date	Type	Gp	Ref.	Debit	Credit	Balance
99999	Clearing balance					
Opening Balance						(22.00)
30/06/2023	Jnl		0	22.00		0.00
	rollover adj					
Closing Balance				22.00	0.00	0.00
	Debits				381997.31	
	Credits				381997.31	
	No. of Accounts				40.00	
	No. of Entries				92.00	

Client Code: COM502

Date	Type	Grp	Ref	Account	Description	Amount	Bal2	Narration
01/07/2022	Jnl			55002	Profit Earned This Year	(41201.79)	-	Year end balance forward : Profit distribution
01/07/2022	Jnl			55001	Unallocated Benefits Brought Forward	41201.79	-	Year end balance forward
01/07/2022	Jnl			55003	Distribution to Members	41201.79	-	Year end balance forward
01/07/2022	Jnl			55001	Unallocated Benefits Brought Forward	(41201.79)	-	Year end balance forward
01/07/2022	Jnl			55102	Allocated earnings	(23536.23)	-	Year end balance forward
01/07/2022	Jnl			55101	Balance at beginning of year	23536.23	-	Year end balance forward
01/07/2022	Jnl			55105	Income tax expense on earnings	1049.25	-	Year end balance forward
01/07/2022	Jnl			55101	Balance at beginning of year	(1049.25)	-	Year end balance forward
01/07/2022	Jnl			55115	Benefits paid during year	(51720.00)	-	Year end balance forward
01/07/2022	Jnl			55101	Balance at beginning of year	51720.00	-	Year end balance forward
01/07/2022	Jnl			55202	Allocated earnings	(17665.56)	-	Year end balance forward
01/07/2022	Jnl			55201	Balance at Beginning of Year	17665.56	-	Year end balance forward
01/07/2022	Jnl			55205	Income tax expense on earnings	787.54	-	Year end balance forward
01/07/2022	Jnl			55201	Balance at Beginning of Year	(787.54)	-	Year end balance forward
30/06/2023	Jnl		0	99999	Clearing balance	22.00	-	rollover adj
30/06/2023	Jnl		0	99901	Jobstream Selection Account	(22.00)	-	rollover adj
30/06/2023	Jnl		1	680	Cash at bank	(3261.97)	-	mac cmt cash receipts & pmnts for the year
30/06/2023	Jnl		1	19901	Macquarie CMT	(175.24)	-	mac cmt cash receipts & pmnts for the year
30/06/2023	Jnl		1	681	Netwealth portfolio account	(10000.00)	-	mac cmt cash receipts & pmnts for the year
30/06/2023	Jnl		1	681	Netwealth portfolio account	(10000.00)	-	mac cmt cash receipts & pmnts for the year
30/06/2023	Jnl		1	681	Netwealth portfolio account	(10000.00)	-	mac cmt cash receipts & pmnts for the year

Client Code: COM502

Date	Type	Grp	Ref	Account	Description	Amount	Bal2	Narration
30/06/2023	Jnl	1	1	904	Provision for income tax	(1836.79)	-	mac cmt cash receipts & pmnts for the year
30/06/2023	Jnl	1	1	364	Filing fees	259.00	-	mac cmt cash receipts & pmnts for the year
30/06/2023	Jnl	1	1	681	Netwealth portfolio account	(12000.00)	-	mac cmt cash receipts & pmnts for the year
30/06/2023	Jnl	1	1	681	Netwealth portfolio account	(10000.00)	-	mac cmt cash receipts & pmnts for the year
30/06/2023	Jnl	1	1	681	Netwealth portfolio account	(20000.00)	-	mac cmt cash receipts & pmnts for the year
30/06/2023	Jnl	1	1	55215	Benefits Paid During Year	20000.00	-	mac cmt cash receipts & pmnts for the year
30/06/2023	Jnl	1	1	301	Administration Costs	1650.00	-	mac cmt cash receipts & pmnts for the year
30/06/2023	Jnl	1	1	55115	Benefits paid during year	4290.00	-	mac cmt cash receipts & pmnts for the year
30/06/2023	Jnl	1	1	364	Filing fees	290.00	-	mac cmt cash receipts & pmnts for the year
30/06/2023	Jnl	1	1	301	Administration Costs	385.00	-	mac cmt cash receipts & pmnts for the year
30/06/2023	Jnl	1	1	55215	Benefits Paid During Year	15000.00	-	mac cmt cash receipts & pmnts for the year
30/06/2023	Jnl	1	1	55115	Benefits paid during year	35400.00	-	mac cmt cash receipts & pmnts for the year
30/06/2023	Jnl	2	2	681	Netwealth portfolio account	67500.00	-	netwealth cash receipts & pmnts for the year
30/06/2023	Jnl	2	2	79512	MBA aust share fund	(5000.00)	-	netwealth cash receipts & pmnts for the year
30/06/2023	Jnl	2	2	79002	Dexus property for income fund	(5000.00)	-	netwealth cash receipts & pmnts for the year
30/06/2023	Jnl	2	2	79560	Platypus aust equity fund	(5000.00)	-	netwealth cash receipts & pmnts for the year

Client Code: COM502

Date	Type	Grp	Ref	Account	Description	Amount	Bal2	Narration
30/06/2023	Jnl		2	79510	Bennelong aust equity fund	(5000.00)	-	netwealth cash receipts & pmts for the year
30/06/2023	Jnl		2	79550	Perpetual concentrated equity fund	(5000.00)	-	netwealth cash receipts & pmts for the year
30/06/2023	Jnl		2	79060	Zurich property securities fund	(5000.00)	-	netwealth cash receipts & pmts for the year
30/06/2023	Jnl		2	79560	Platypus aust equity fund	2000.00	-	netwealth cash receipts & pmts for the year
30/06/2023	Jnl		2	79510	Bennelong aust equity fund	2000.00	-	netwealth cash receipts & pmts for the year
30/06/2023	Jnl		2	78945	Pimco aust bond fund	(10408.77)	-	netwealth cash receipts & pmts for the year
30/06/2023	Jnl		2	79640	Magellan high conviction fund	(4000.00)	-	netwealth cash receipts & pmts for the year
30/06/2023	Jnl		2	79512	MBA aust share fund	(2500.00)	-	netwealth cash receipts & pmts for the year
30/06/2023	Jnl		2	79002	Dexus property for income fund	(3000.00)	-	netwealth cash receipts & pmts for the year
30/06/2023	Jnl		2	79660	T Rowe Price global equity fund	(3000.00)	-	netwealth cash receipts & pmts for the year
30/06/2023	Jnl		2	79550	Perpetual concentrated equity fund	(2500.00)	-	netwealth cash receipts & pmts for the year
30/06/2023	Jnl		2	79560	Platypus aust equity fund	(2000.00)	-	netwealth cash receipts & pmts for the year
30/06/2023	Jnl		2	79610	Arrowstreet global equity fund (hedged)	(4000.00)	-	netwealth cash receipts & pmts for the year
30/06/2023	Jnl		2	79550	Perpetual concentrated equity fund	(2000.00)	-	netwealth cash receipts & pmts for the year

Client Code: COM502

Date	Type	Grp	Ref	Account	Description	Amount	Bal2	Narration
30/06/2023	Jnl		2	19902	Netwealth managed portfolio	(187.35)	-	netwealth cash receipts & pmnts for the year
30/06/2023	Jnl		2	19902	Netwealth managed portfolio	(121.63)	-	netwealth cash receipts & pmnts for the year
30/06/2023	Jnl		2	344	Portfolio fees	1926.38	-	netwealth cash receipts & pmnts for the year
30/06/2023	Jnl		2	198	Dividends received	(531.98)	-	netwealth cash receipts & pmnts for the year
30/06/2023	Jnl		2	19750	Netwealth managed portfolio	(10805.29)	-	netwealth cash receipts & pmnts for the year
30/06/2023	Jnl		2	79002	Dexus property for income fund	25.33	-	netwealth cash receipts & pmnts for the year
30/06/2023	Jnl		2	79640	Magellan high conviction fund	1556.29	-	netwealth cash receipts & pmnts for the year
30/06/2023	Jnl		2	79080	Vanguard property securities fund	47.02	-	netwealth cash receipts & pmnts for the year
30/06/2023	Jnl		3	79610	Arrowstreet global equity fund (hedged)	(422.75)	-	profit on disposal of investments during the year
30/06/2023	Jnl		3	79510	Benelong aust equity fund	(660.04)	-	profit on disposal of investments during the year
30/06/2023	Jnl		3	79002	Dexus property for income fund	(3543.76)	-	profit on disposal of investments during the year
30/06/2023	Jnl		3	79640	Magellan high conviction fund	(2329.93)	-	profit on disposal of investments during the year
30/06/2023	Jnl		3	79512	MBA aust share fund	341.00	-	profit on disposal of investments during the year
30/06/2023	Jnl		3	79550	Perpetual concentrated equity fund	343.64	-	profit on disposal of investments during the year
30/06/2023	Jnl		3	78945	Pimco aust bond fund	(1057.76)	-	profit on disposal of investments during the year
30/06/2023	Jnl		3	79560	Platypus aust		-	profit on disposal of investments during the year

Client Code: COM502

Date	Type	Grp	Ref	Account	Description	Amount	Bal2	Narration
30/06/2023	Jnl		3	79660	equity fund	(892.02)	-	profit on disposal of investments during the year
					T Rowe Price global equity fund	(970.30)	-	profit on disposal of investments during the year
30/06/2023	Jnl		3	79060	Zurich property securities fund	(383.08)	-	profit on disposal of investments during the year
30/06/2023	Jnl		3	20434	Managed funds	9575.00	-	profit on disposal of investments during the year
30/06/2023	Jnl		4	78945	Pimco aust bond fund	1399.00	-	revaluation of investments to market value at year end
30/06/2023	Jnl		4	78910	ANZ capital notes - 20/03/2026	(143.00)	-	revaluation of investments to market value at year end
30/06/2023	Jnl		4	79610	Arrowstreet global equity fund (hedged)	1262.42	-	revaluation of investments to market value at year end
30/06/2023	Jnl		4	79510	Benelong aust equity fund	1099.44	-	revaluation of investments to market value at year end
30/06/2023	Jnl		4	79002	Dexus property for income fund	3773.95	-	revaluation of investments to market value at year end
30/06/2023	Jnl		4	79640	Magellan high conviction fund	2690.45	-	revaluation of investments to market value at year end
30/06/2023	Jnl		4	79512	MBA aust share fund	913.91	-	revaluation of investments to market value at year end
30/06/2023	Jnl		4	79550	Perpetual concentrated equity fund	810.52	-	revaluation of investments to market value at year end
30/06/2023	Jnl		4	78950	Perpetual pure alpha credit fund	439.13	-	revaluation of investments to market value at year end
30/06/2023	Jnl		4	79560	Platypus aust equity fund	3188.98	-	revaluation of investments to market value at year end
30/06/2023	Jnl		4	78955	Principal global credit opportunities fund	(35.60)	-	revaluation of investments to market value at year end

Client Code: COM502

Date	Type	Grp	Ref	Account	Description	Amount	Bal2	Narration
30/06/2023	Jnl		4	79660	T Rowe Price global equity fund	3086.61	-	revaluation of investments to market value at year end
30/06/2023	Jnl		4	79080	Vanguard property securities fund	494.01	-	revaluation of investments to market value at year end
30/06/2023	Jnl		4	79670	Walter Scott global equity fund (hedged)	1030.79	-	revaluation of investments to market value at year end
30/06/2023	Jnl		4	79060	Zurich property securities fund	1470.75	-	revaluation of investments to market value at year end
30/06/2023	Jnl		4	20404	Managed funds	(21481.36)	-	revaluation of investments to market value at year end
30/06/2023	Jnl		5	55003	Distribution to Members	19217.47	-	allocation of net earnings to members for the year
30/06/2023	Jnl		5	55102	Allocated earnings	(9469.90)	-	allocation of net earnings to members for the year
30/06/2023	Jnl		5	55202	Allocated earnings	(9747.57)	-	allocation of net earnings to members for the year
30/06/2023	Jnl		6	904	Provision for income tax	1347.06	-	tax expense for the year
30/06/2023	Jnl		6	55105	Income tax expense on earnings	(663.80)	-	tax expense for the year
30/06/2023	Jnl		6	55205	Income tax expense on earnings	(683.26)	-	tax expense for the year
					Debits:			
					Credits:			
					Total:			
					No. Trans:			

381997.31
(381997.31)
-

92

THE CAMERON SUPERANNUATION FUND
MEMBERS ACCOUNTS
AS AT 30 JUNE 2023

MEMBER	ROBERT CAMERON	MARILYN SWEET	TOTAL
OPENING BALANCE	139,263.21	143,346.58	282,609.79
EMPLOYER CONTRIBUTIONS	0.00	0.00	0.00
MEMBER CONTRIBUTIONS	0.00	0.00	0.00
TAX APPLICABLE TO CONTRIBUTIONS	0.00	0.00	0.00
BENEFITS TRANSFERRED IN	0.00	0.00	0.00
SHARE OF PROFIT	9,469.90	9,747.57	19,217.47
TAX APPLICABLE TO PROFIT	663.80	683.26	1,347.06
INSURANCE PREMIUMS PAID	0.00	0.00	0.00
SUPERANNUATION SURCHARGE	0.00	0.00	0.00
BENEFITS PAID OUT	-39,690.00	-35,000.00	-74,690.00
TOTAL MEMBERS ACCOUNT	109,706.91	118,777.41	228,484.32
REPRESENTED BY			
TAX FREE COMPONENT			
CONTRIBUTIONS SEGMENT	0.00	0.00	0.00
CRYSTALLISED SEGMENT	23,187.78	2,100.28	25,288.06
TAXABLE COMPONENT			
TAXED ELEMENT	86,519.13	116,677.13	203,196.26
UNTAXED ELEMENT (INSURANCE COMPONENT)	0.00	0.00	0.00
TOTAL MEMBERS BENEFIT	109,706.91	118,777.41	228,484.32
ELIGIBLE SERVICE PERIOD			
DATE OF BIRTH	30/03/1947	03/12/1949	
AGE - 30 JUNE 2023	76	73	
PRE JUNE 1983 DAYS	3,317	0	
POST JUNE 1983 DAYS	14,639	10,810	
TOTAL SERVICE DAYS - 30/06/2023	17,956	10,810	
MEMBERS RBL LIMIT - PENSION	1,297,886.00	1,297,886.00	
EXCESS BENEFITS	0.00	0.00	
MEMBERS RBL LIMIT - LUMP SUM	648,946.00	648,946.00	
EXCESS BENEFITS	0.00	0.00	

KEY NOTES & FORMULAS

CONTRIBUTIONS SEGMENT		
OPENING BALANCE - 01/07/2022	0.00	0.00
EXTERNAL FUND TRANSFERS	0.00	0.00
MEMBERS CONTRIBUTIONS	0.00	0.00
LESS: BENEFITS PAID/ TRANSFERS OUT	0.00	0.00
	0.00	0.00
CRYSTALLISED SEGMENT		
UNDEDUCTED CONTRIBUTIONS - PRE 1/7/07	32,430.45	2,778.75
PRE JULY 1983 COMPONENT - PRE 1/7/07	0.00	0.00
EXTERNAL FUND TRANSFERS	0.00	0.00
CGT EXEMPT COMPONENT	0.00	0.00
CONCESSIONAL COMPONENT	0.00	0.00
POST JUNE 1994 INVALIDITY COMPONENT	0.00	0.00
LESS: BENEFITS PAID/ TRANSFERS OUT	-9,242.67	-678.47
	23,187.78	2,100.28
TAXABLE COMPONENT (TAXED ELEMENT)		
MEMBERS ACCOUNT BALANCE - 30/06/23	109,706.91	118,777.41
LESS: CONTRIBUTIONS SEGMENT	0.00	0.00
LESS: CRYSTALLISED SEGMENT	-23,187.78	-2,100.28
	86,519.13	116,677.13
NOTES		
The following link should be used to verify the calculation of the crystallised segment as at 30 June 2007		
http://calculators.ato.gov.au/scripts/axos/axos.asp?CONTEXT=&KBS=SCC.xr4&go=ok		

THE CAMERON SUPERANNUATION FUND
MEMBERS ACCOUNTS
AS AT 30 JUNE 2023

EARNINGS RATE	2023	2022	2021	2020	2019	2018	2017	2016
OPENING BALANCE OF FUND	282,609.79	373,695.48	367,896.75	484,526.40	491,463.10	491,042.24	545,312.91	563,755.24
NET FUND EARNINGS								
EARNINGS FOR YEAR	19,217.47	-41,201.79	57,717.07	-68,368.20	33,884.32	36,765.03	13,393.01	17,156.25
TAX APPLICABLE TO EARNINGS	1,347.06	1,838.79	21.66	2,138.55	2,928.98	2,655.83	6,336.32	3,401.42
NET FUND EARNINGS	20,564.53	-39,365.00	57,738.73	-66,229.65	36,813.30	39,420.86	19,729.33	20,557.67
AVERAGE EARNING RATE	7.28%	-10.53%	15.69%	-13.67%	7.49%	8.03%	3.62%	3.65%

AVERAGE 5 YEAR RATE 1.25% 1.40% 4.23% 1.82% 6.09% 6.49% 7.72% 7.23%

MANAGED FUND TAX ADJUSTMENTS	IMPUTATION CREDITS	FOREIGN TAX CREDITS	TAX FREE INCOME	TAX DEF INCOME	DISCOUNT CAP GAINS	TFN TAX
MAPLE BROWN ABBOTT	0.00	0.00	0.00	0.00	0.00	0.00
ADVANCE MANAGED FUNDS	0.00	0.00	0.00	0.00	0.00	0.00
APN MANAGED FUNDS	0.00	0.00	0.00	0.00	0.00	0.00
NETWEALTH MANAGED PORTFOLIO	1,347.06	58.08	0.00	317.58	6,090.73	0.00
COLONIAL MANAGED FUNDS	0.00	0.00	0.00	0.00	0.00	0.00
CREDIT SUISSE MANAGED FUNDS	0.00	0.00	0.00	0.00	0.00	0.00
ING MANAGED FUNDS	0.00	0.00	0.00	0.00	0.00	0.00
MACQUARIE MANAGED FUNDS	0.00	0.00	0.00	0.00	0.00	0.00
PERPETUAL MANAGED FUNDS	0.00	0.00	0.00	0.00	0.00	0.00
ROTHSCHILD'S MANAGED FUNDS	0.00	0.00	0.00	0.00	0.00	0.00
TOTALS	1,347.06	58.08	0.00	317.58	6,090.73	0.00



Australian Government
Australian Taxation Office

Agent STIRLING WARTON TAYLOR PTY LIMITED
Client THE TRUSTEE FOR CAMERON SUPERANNUATION FUND
ABN 43 124 403 986
TFN 44 928 771

Income tax 551

Date generated	21 August 2023
Overdue	\$0.00
Not yet due	\$0.00
Balance	\$0.00

Transactions

2 results found - from **01 July 2022** to **21 August 2023** sorted by **processed date** ordered **newest to oldest**

Processed date	Effective date	Description	Debit (DR)	Credit (CR)	Balance
18 Nov 2022	23 Nov 2022	EFT refund for Income Tax for the period from 01 Jul 21 to 30 Jun 22	\$1,577.79		\$0.00
18 Nov 2022	18 Nov 2022	Tax return Self Man Superfund - Income Tax for the period from 01 Jul 21 to 30 Jun 22		\$1,577.79	\$1,577.79 CR



Australian Government
Australian Taxation Office


Agent STIRLING WARTON TAYLOR PTY LIMITED
Client THE TRUSTEE FOR CAMERON SUPERANNUATION FUND
ABN 43 124 403 986
TFN 44 928 771

Activity statement 001

Date generated	21 August 2023
Overdue	\$0.00
Not yet due	\$0.00
Balance	\$0.00

Transactions

0 results found - from **01 July 2022** to **21 August 2023** sorted by **processed date** ordered **newest to oldest**



Macquarie Cash Management Account

MACQUARIE BANK LIMITED
ABN 46 008 583 542 AFSL 237502enquiries 1800 806 310
transact@macquarie.com
www.macquarie.com.auGPO Box 2520
Sydney, NSW 20011 Shelley Street
Sydney, NSW 2000

015 41975

ROBCAM CONSULTING PTY LTD
C/- STIRLING SECURITIES (NSW) P/L
GPO BOX 7019
SYDNEY NSW 2001account balance **\$3,247.35**
as at 30 Jun 23account name ROBCAM CONSULTING PTY LTD ATF
CAMERON SUPERANNUATION FUND
account no. 118706878

transaction	description	debits	credits	balance
31.05.23	OPENING BALANCE			7,431.97
30.06.23	Interest		15.38	7,447.35
30.06.23	Funds transfer	R/P TO ANZ R B CAMERON	4,200.00	3,247.35
	CLOSING BALANCE AS AT 30 JUN 23	4,200.00	15.38	3,247.35

* Stepped interest rates for the period 1 June to 22 June: balances \$0.00 to \$4,999.99 earned 2.50% balances \$5,000.00 and above earned 2.50%pa (22 days); 23 June to 30 June: balances \$0.00 to \$4,999.99 earned 2.75% balances \$5,000.00 and above earned 2.75%pa (8 days)

how to make a transaction

online

Log in to www.macquarie.com.au/personal

by phone

Call 133 275 to make a phone transaction

transfers from another bank account

Transfer funds from another bank to this account:
BSB 182 222
ACCOUNT NO. 118706878

deposits using BPay

From another bank



Bill code: 20206
Ref: 118 706 878

continued on next



Macquarie Cash Management Account

enquiries 1800 806 310

account name ROBCAM CONSULTING PTY LTD ATF
CAMERON SUPERANNUATION FUND
account no. 118706878

Please note the following financial services companies and/or financial advisers have authority on your account.

Name	Authority Type
TAYLOR ROBERT M STIRLING WARTON TAYLOR PTY LTD	Enquiry authority


Authority descriptions

Enquiry authority - you have authorised the third party to have access to information about your account.

Please consider carefully who you appoint as a third party authority on your account as we may follow their instructions as if they were yours. It is important that you understand this risk and carefully consider what level of authority you give to them. For more information on third party authority levels search 'Macquarie Help' in your browser to find our Help Centre.

annual interest summary 2022/2023

INTEREST PAID	175.24
TOTAL INCOME PAID	175.24



MACQUARIE

MACQUARIE BANK LIMITED
ABN 46 008 583 542 AFSL 237502

enquiries 1800 806 310
transact@macquarie.com
www.macquarie.com.au

GPO Box 2520
Sydney, NSW 2001

1 Shelley Street
Sydney, NSW 2000



ROBCAM CONSULTING PTY LTD
C/- STIRLING SECURITIES (NSW) P/L
GPO BOX 7019
SYDNEY NSW 2001

account balance \$7,431.97
as at 31 May 23

account name ROBCAM CONSULTING PTY LTD ATF
CAMERON SUPERANNUATION FUND
account no. 118706878

transaction	description	debits	credits	balance
28.04.23	OPENING BALANCE			1,611.18
05.05.23	Deposit NETWEALTH INVEST netwealth trf		10,000.00	11,611.18
31.05.23	Interest MACQUARIE CMA INTEREST PAID*		20.79	11,631.97
31.05.23	Funds transfer R/P TO ANZ R B CAMERON	4,200.00		7,431.97
	CLOSING BALANCE AS AT 31 MAY 23	4,200.00	10,020.79	7,431.97

* Stepped interest rates for the period 29 April to 18 May: balances \$0.00 to \$4,999.99 earned 2.25% balances \$5,000.00 and above earned 2.25%pa (20 days); 19 May to 31 May: balances \$0.00 to \$4,999.99 earned 2.50% balances \$5,000.00 and above earned 2.50%pa (13 days)

how to make a transaction

online

Log in to www.macquarie.com.au/personal

by phone

Call 133 275 to make a phone transaction

transfers from another bank account

Transfer funds from another bank to this account:
BSB 182 222
ACCOUNT NO. 118706878

deposits using BPay


From another bank



Bill code: 20206

Ref: 118 706 878

continued on next



Macquarie Cash Management Account

MACQUARIE BANK LIMITED
ABN 46 008 583 542 AFSL 237502enquiries 1800 806 310
transact@macquarie.com
www.macquarie.com.auGPO Box 2520
Sydney, NSW 20011 Shelley Street
Sydney, NSW 2000

015 16460

ROBCAM CONSULTING PTY LTD
C/- STIRLING SECURITIES (NSW) P/L
GPO BOX 7019
SYDNEY NSW 2001account balance **\$1,611.18**
as at 28 Apr 23account name ROBCAM CONSULTING PTY LTD ATF
CAMERON SUPERANNUATION FUND
account no. 118706878

transaction	description	debits	credits	balance
31.03.23	OPENING BALANCE			6,186.32
03.04.23	Cheque CHEQUE WITHDRAWAL 000175	385.00		5,801.32
28.04.23	Interest MACQUARIE CMA INTEREST PAID*		9.86	5,811.18
28.04.23	Funds transfer R/P TO ANZ R B CAMERON	4,200.00		1,611.18
	CLOSING BALANCE AS AT 28 APR 23	4,585.00	9.86	1,611.18

* Stepped interest rates for the period 1 April to 28 April: balances \$0.00 to \$4,999.99 earned 2.25% balances \$5,000.00 and above earned 2.25%pa (28 days)

how to make a transaction

online

Log in to www.macquarie.com.au/personal

by phone

Call 133 275 to make a phone transaction

transfers from another bank account


Transfer funds from another bank to this account:
BSB 182 222
ACCOUNT NO. 118706878

deposits using BPay

From another bank

Biller code: 20206
Ref: 118 706 878

continued on next



Macquarie Cash Management Account

MACQUARIE BANK LIMITED
ABN 46 008 583 542 AFSL 237502

enquiries 1800 806 310
transact@macquarie.com
www.macquarie.com.au

GPO Box 2520
Sydney, NSW 2001

1 Shelley Street
Sydney, NSW 2000



ROBCAM CONSULTING PTY LTD
C/- STIRLING SECURITIES (NSW) P/L
GPO BOX 7019
SYDNEY NSW 2001

account balance **\$6,186.32**
as at 31 Mar 23

account name ROBCAM CONSULTING PTY LTD ATF
CAMERON SUPERANNUATION FUND
account no. 118706878

transaction	description	debits	credits	balance
28.02.23	OPENING BALANCE			10,657.21
30.03.23	Cheque CHEQUE WITHDRAWAL 000174	290.00		10,367.21
31.03.23	Interest MACQUARIE CMA INTEREST PAID*		19.11	10,386.32
31.03.23	Funds transfer R/P TO ANZ R B CAMERON	4,200.00		6,186.32
	CLOSING BALANCE AS AT 31 MAR 23	4,490.00	19.11	6,186.32

* Stepped interest rates for the period 1 March to 21 March: balances \$0.00 to \$4,999.99 earned 2.10%
balances \$5,000.00 and above earned 2.10%pa (21 days); 22 March to 31 March: balances \$0.00 to
\$4,999.99 earned 2.25% balances \$5,000.00 and above earned 2.25%pa (10 days)

how to make a transaction

online

Log in to www.macquarie.com.au/personal

by phone

Call 133 275 to make a phone transaction

transfers from another bank account

Transfer funds from another bank to this account:
BSB 182 222
ACCOUNT NO. 118706878

deposits using BPay

From another bank



Billers code: 20206
Ref: 118 706 878

continued on next



Macquarie Cash Management Account

MACQUARIE BANK LIMITED
ABN 46 008 583 542 AFSL 237502

enquiries 1800 806 310
transact@macquarie.com
www.macquarie.com.au

GPO Box 2520
Sydney, NSW 2001

1 Shelley Street
Sydney, NSW 2000



015 16709

ROBCAM CONSULTING PTY LTD
C/- STIRLING SECURITIES (NSW) P/L
GPO BOX 7019
SYDNEY NSW 2001

account balance \$10,657.21
as at 28 Feb 23

account name ROBCAM CONSULTING PTY LTD ATF
CAMERON SUPERANNUATION FUND
account no. 118706878

transaction	description	debits	credits	balance
31.01.23	OPENING BALANCE			4,839.35
10.02.23	Deposit NETWEALTH INVEST netwealth trf		10,000.00	14,839.35
28.02.23	Interest MACQUARIE CMA INTEREST PAID*		17.86	14,857.21
28.02.23	Funds transfer R/P TO ANZ R B CAMERON	4,200.00		10,657.21
CLOSING BALANCE AS AT 28 FEB 23		4,200.00	10,017.86	10,657.21

* Stepped interest rates for the period 1 February to 21 February: balances \$0.00 to \$4,999.99 earned 2.00%
balances \$5,000.00 and above earned 2.00%pa (21 days); 22 February to 28 February: balances \$0.00 to
\$4,999.99 earned 2.10% balances \$5,000.00 and above earned 2.10%pa (7 days)

how to make a transaction

online
Log in to www.macquarie.com.au/personal

by phone
Call 133 275 to make a phone transaction

transfers from another bank account
Transfer funds from another bank to this account:
BSB 182 222
ACCOUNT NO. 118706878

deposits using BPay
From another bank



Bill code: 20206
Ref: 118 706 878

continued on next



Macquarie Cash Management Account

MACQUARIE BANK LIMITED
ABN 46 008 583 542 AFSL 237502

enquiries 1800 806 310
transact@macquarie.com
www.macquarie.com.au

GPO Box 2520
Sydney, NSW 2001



ROBCAM CONSULTING PTY LTD
C/- STIRLING SECURITIES (NSW) P/L
GPO BOX 7019
SYDNEY NSW 2001

1 Shelley Street
Sydney, NSW 2000

account balance **\$4,839.35**
as at 31 Jan 23

account name ROBCAM CONSULTING PTY LTD ATF
CAMERON SUPERANNUATION FUND
account no. 118706878

transaction	description	debits	credits	balance
30.12.22	OPENING BALANCE			9,023.90
31.01.23	Interest MACQUARIE CMA INTEREST PAID*		15.45	9,039.35
31.01.23	Funds transfer R/P TO ANZ R B CAMERON	4,200.00		4,839.35
	CLOSING BALANCE AS AT 31 JAN 23	4,200.00	15.45	4,839.35

* Stepped interest rates for the period 31 December to 31 January: balances \$0.00 to \$4,999.99 earned 2.00%
balances \$5,000.00 and above earned 2.00%pa (32 days)

how to make a transaction

online
Log in to www.macquarie.com.au/personal

by phone
Call 133 275 to make a phone transaction


transfers from another bank account
Transfer funds from another bank to this account:
BSB 182 222
ACCOUNT NO. 118706878

deposits using BPay
From another bank



Billers code: 20206
Ref: 118 706 878

continued on next



Macquarie Cash Management Account

MACQUARIE BANK LIMITED
ABN 46 008 583 542 AFSL 237502enquiries 1800 806 310
transact@macquarie.com
www.macquarie.com.auGPO Box 2520
Sydney, NSW 2001ROBCAM CONSULTING PTY LTD
C/- STIRLING SECURITIES (NSW) P/L
GPO BOX 7019
SYDNEY NSW 20011 Shelley Street
Sydney, NSW 2000account balance **\$9,023.90**
as at 30 Dec 22account name ROBCAM CONSULTING PTY LTD ATF
CAMERON SUPERANNUATION FUND
account no. 118706878

transaction	description	debits	credits	balance
30.11.22	OPENING BALANCE			3,206.28
06.12.22	Deposit NETWEALTH INVEST netwealth trf		10,000.00	13,206.28
30.12.22	Interest MACQUARIE CMA INTEREST PAID*		17.62	13,223.90
30.12.22	Funds transfer R/P TO ANZ R B CAMERON	4,200.00		9,023.90
	CLOSING BALANCE AS AT 30 DEC 22	4,200.00	10,017.62	9,023.90

* Stepped interest rates for the period 1 December to 15 December: balances \$0.00 to \$4,999.99 earned 1.75% balances \$5,000.00 and above earned 1.75%pa (15 days); 16 December to 30 December: balances \$0.00 to \$4,999.99 earned 2.00% balances \$5,000.00 and above earned 2.00%pa (15 days)

how to make a transaction

online

Log in to www.macquarie.com.au/personal

by phone

Call 133 275 to make a phone transaction

transfers from another bank account


Transfer funds from another bank to this account:
BSB 182 222
ACCOUNT NO. 118706878

deposits using BPay

From another bank

Biller code: 20206
Ref: 118 706 878

continued on next



Macquarie Cash Management Account

MACQUARIE BANK LIMITED

ABN 46 008 583 542

AFSL 237502

enquiries 1800 806 310

transact@macquarie.com

www.macquarie.com.au

GPO Box 2520

Sydney, NSW 2001

1 Shelley Street
Sydney, NSW 2000

015

5561

ROBCAM CONSULTING PTY LTD
C/- STIRLING SECURITIES (NSW) P/L
GPO BOX 7019
SYDNEY NSW 2001

account balance **\$3,206.28**
as at 30 Nov 22

account name ROBCAM CONSULTING PTY LTD ATF
CAMERON SUPERANNUATION FUND
account no. 118706878

transaction	description	debits	credits	balance
31.10.22	OPENING BALANCE			10,108.89
09.11.22	Cheque CHEQUE WITHDRAWAL 000173	4,290.00		5,818.89
23.11.22	Deposit ATO ATO007000017203417		1,577.79	7,396.68
30.11.22	Interest MACQUARIE CMA INTEREST PAID*		9.60	7,406.28
30.11.22	Funds transfer R/P TO ANZ R B CAMERON	4,200.00		3,206.28
	CLOSING BALANCE AS AT 30 NOV 22	8,490.00	1,587.39	3,206.28

* Stepped interest rates for the period 1 November to 15 November: balances \$0.00 to \$4,999.99 earned 1.50% balances \$5,000.00 and above earned 1.50%pa (15 days); 16 November to 30 November: balances \$0.00 to \$4,999.99 earned 1.75% balances \$5,000.00 and above earned 1.75%pa (15 days)

how to make a transaction

online

Log in to www.macquarie.com.au/personal

by phone

Call 133 275 to make a phone transaction

transfers from another bank account

Transfer funds from another bank to this account:

BSB 182 222

ACCOUNT NO. 118706878

deposits using BPay


From another bank



Biller code: 20206

Ref: 118 706 878

continued on next



Macquarie Cash Management Account

MACQUARIE BANK LIMITED
ABN 46 008 583 542 AFSL 237502enquiries 1800 806 310
transact@macquarie.com
www.macquarie.com.auGPO Box 2520
Sydney, NSW 2001

015

17569

ROBCAM CONSULTING PTY LTD
C/- STIRLING SECURITIES (NSW) P/L
GPO BOX 7019
SYDNEY NSW 20011 Shelley Street
Sydney, NSW 2000account balance **\$10,108.89**
as at 31 Oct 22account name ROBCAM CONSULTING PTY LTD ATF
CAMERON SUPERANNUATION FUND
account no. 118706878

	transaction	description	debits	credits	balance
30.09.22		OPENING BALANCE			14,292.08
31.10.22	Interest	MACQUARIE CMA INTEREST PAID*		16.81	14,308.89
31.10.22	Funds transfer	R/P TO ANZ R B CAMERON	4,200.00		10,108.89
		CLOSING BALANCE AS AT 31 OCT 22	4,200.00	16.81	10,108.89

* Stepped interest rates for the period 1 October to 13 October: balances \$0.00 to \$4,999.99 earned 1.25%
balances \$5,000.00 and above earned 1.25%pa (13 days); 14 October to 31 October: balances \$0.00 to
\$4,999.99 earned 1.50% balances \$5,000.00 and above earned 1.50%pa (18 days)

how to make a transaction

online

Log in to www.macquarie.com.au/personal

by phone

Call 133 275 to make a phone transaction

transfers from another bank account

Transfer funds from another bank to this account:

BSB 182 222

ACCOUNT NO. 118706878

deposits using BPay


From another bank



Biller code: 20206

Ref: 118 706 878

continued on next



MACQUARIE

Macquarie Cash Management Account

MACQUARIE BANK LIMITED
ABN 46 008 583 542 AFSL 237502enquiries 1800 806 310
transact@macquarie.com
www.macquarie.com.auGPO Box 2520
Sydney, NSW 2001

015

6844

ROBCAM CONSULTING PTY LTD
C/- STIRLING SECURITIES (NSW) P/L
GPO BOX 7019
SYDNEY NSW 20011 Shelley Street
Sydney, NSW 2000account balance **\$14,292.08**
as at 30 Sep 22account name ROBCAM CONSULTING PTY LTD ATF
CAMERON SUPERANNUATION FUND
account no. 118706878

transaction	description	debits	credits	balance
31.08.22	OPENING BALANCE			18,475.87
30.09.22	Interest		16.21	18,492.08
30.09.22	Funds transfer	4,200.00		14,292.08
	CLOSING BALANCE AS AT 30 SEP 22	4,200.00	16.21	14,292.08

* Stepped interest rates for the period 1 September to 15 September: balances \$0.00 to \$4,999.99 earned 0.90% balances \$5,000.00 and above earned 0.90%pa (15 days); 16 September to 30 September: balances \$0.00 to \$4,999.99 earned 1.25% balances \$5,000.00 and above earned 1.25%pa (15 days)

how to make a transaction

online

Log in to www.macquarie.com.au/personal

by phone

Call 133 275 to make a phone transaction

transfers from another bank account

Transfer funds from another bank to this account:
BSB 182 222
ACCOUNT NO. 118706878

deposits using BPay

From another bank

Biller code: 20206
Ref: 118 706 878

continued on next



Macquarie Cash Management Account

MACQUARIE BANK LIMITED
ABN 46 008 583 542 AFSL 237502

enquiries 1800 806 310
transact@macquarie.com
www.macquarie.com.au

GPO Box 2520
Sydney, NSW 2001

1 Shelley Street
Sydney, NSW 2000



016 17958

ROBCAM CONSULTING PTY LTD
C/- STIRLING SECURITIES (NSW) P/L
GPO BOX 7019
SYDNEY NSW 2001

account balance **\$18,475.87**
as at 31 Aug 22

account name ROBCAM CONSULTING PTY LTD ATF
CAMERON SUPERANNUATION FUND
account no. 118706878

transaction	description	debits	credits	balance
29.07.22	OPENING BALANCE			10,662.82
12.08.22	Deposit NETWEALTH INVEST netwealth trf		12,000.00	22,662.82
31.08.22	Interest MACQUARIE CMA INTEREST PAID*		13.05	22,675.87
31.08.22	Funds transfer R/P TO ANZ R B CAMERON	4,200.00		18,475.87
	CLOSING BALANCE AS AT 31 AUG 22	4,200.00	12,013.05	18,475.87

* Stepped interest rates for the period 30 July to 11 August: balances \$0.00 to \$4,999.99 earned 0.50%
balances \$5,000.00 and above earned 0.50%pa (13 days); 12 August to 31 August: balances \$0.00 to
\$4,999.99 earned 0.90% balances \$5,000.00 and above earned 0.90%pa (20 days)

how to make a transaction

online
Log in to www.macquarie.com.au/personal

by phone
Call 133 275 to make a phone transaction


transfers from another bank account
Transfer funds from another bank to this account:
BSB 182 222
ACCOUNT NO. 118706878

deposits using BPay
From another bank



Bill code: 20206
Ref: 118 706 878

continued on next



MACQUARIE

MACQUARIE BANK LIMITED
ABN 46 008 583 542 AFSL 237502enquiries 1800 806 310
transact@macquarie.com
www.macquarie.com.auGPO Box 2520
Sydney, NSW 20011 Shelley Street
Sydney, NSW 2000

016

18652

ROBCAM CONSULTING PTY LTD
C/- STIRLING SECURITIES (NSW) P/L
GPO BOX 7019
SYDNEY NSW 2001account balance **\$10,662.82**

as at 29 Jul 22

account name ROBCAM CONSULTING PTY LTD ATF
CAMERON SUPERANNUATION FUND
account no. 118706878

transaction	description	debits	credits	balance
30.06.22	OPENING BALANCE			6,509.32
14.07.22	Deposit NETWEALTH INVEST Netwealth trf		20,000.00	26,509.32
15.07.22	Cheque CHEQUE WITHDRAWAL 000171	20,000.00		6,509.32
18.07.22	Deposit NETWEALTH INVEST netwealth trf		10,000.00	16,509.32
18.07.22	Cheque CHEQUE WITHDRAWAL 000172	1,650.00		14,859.32
29.07.22	Interest MACQUARIE CMA INTEREST PAID*		3.50	14,862.82
29.07.22	Funds transfer R/P TO ANZ R B CAMERON	4,200.00		10,662.82

how to make a transaction**online**Log in to www.macquarie.com.au/personal**by phone**

Call 133 275 to make a phone transaction

transfers from another bank account

Transfer funds from another bank to this account:

BSB 182 222

ACCOUNT NO. 118706878

deposits using BPay

From another bank



Billers code: 20206

Ref: 118 706 878

continued on next