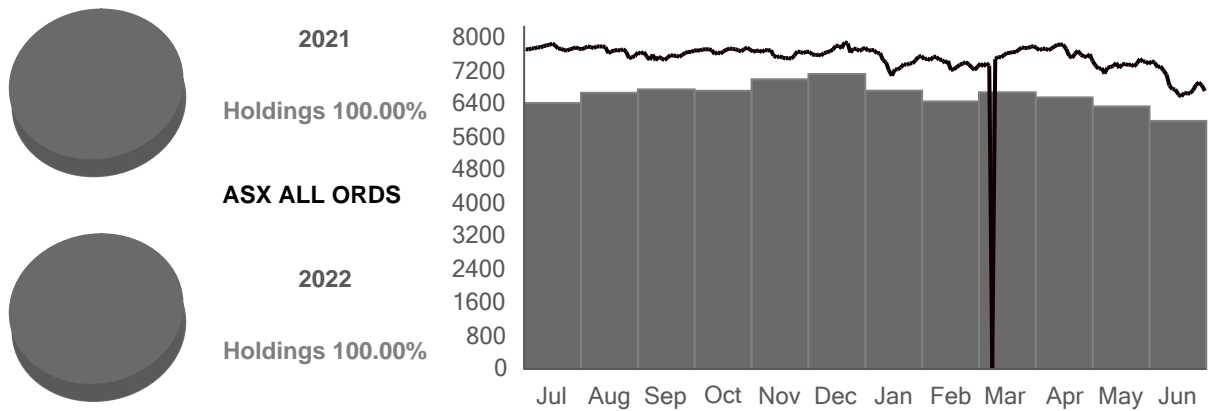




Financial Year Summary

01 Jul 2021 - 30 Jun 2022

Summary Information	A/C 225344	+/-
Holdings valuation at start of period		\$91,962.81
Holdings valuation at end of period		(\$5,187.27) \$86,775.54
Portfolio at start of period		\$91,962.81
Portfolio at end of period		(\$5,187.27) \$86,775.54
Total portfolio value		\$86,775.54
Total brokerage		\$119.70
Information service fees		\$0.00
Estimated dividends and distributions		\$2,692.34
Estimated franking credits		\$411.44



While every effort has been made to provide you with an accurate statement, we give no warranty of accuracy or reliability and take no responsibility for any errors or omissions including negligence by any officers, employees or agents. We encourage you to confirm the information, holdings and valuations contained herein. Information contained in the report may only relate to the period since you commenced our service.

Copyright © 2022 Third Party Platform Pty Limited. All rights reserved.

Macquarie Online Trading is a service provided by Third Party Platform Pty Ltd ("TPP") ABN 74 121 227 905 AFSL No. 314341, at the request of Macquarie Bank Limited ABN 46 008 583 542 AFSL 237502 ("MBL"). TPP is a Participant of the ASX Group. Neither TPP nor MBL are representatives of each other. Some of the fees paid to TPP for the provision of its services will be remitted to MBL. TPP and MBL do not provide personal financial advice in relation to Macquarie Online Trading. You should consider your own financial situation, particular needs and investment objectives before acting on any of the information available on this report.

Holdings valuation

01 Jul 2021 - 30 Jun 2022

Holdings valuation at 1 Jul 2021

\$91,962.81

Equities

ASX code	Description	Quantity	Cost Price	Price	Value
BKL	BLACKMORE. FPO	27	\$93.82	\$73.470	\$1,983.69
IOO	ISGL100ETF ETF UNITS	170	\$81.20	\$95.300	\$16,201.00
MGOC	MAGGLOBOC OPEN CL	8,776	\$0.57	\$2.750	\$24,134.00
MVW	VE EQ WGHT ETF UNITS	665	\$28.13	\$33.160	\$22,051.40
QUAL	VE WD QUAL ETF UNITS	426	\$32.53	\$39.220	\$16,707.72
TLS	TELSTRA FPO	470	\$5.37	\$3.760	\$1,767.20
VAS	V300AEQ ETF UNITS	75	\$73.16	\$94.040	\$7,053.00
WBC	WESTPAC FPO	80	\$30.39	\$25.810	\$2,064.80
Sub total					\$91,962.81

Holdings valuation at 30 Jun 2022

\$86,775.54

Equities

ASX code	Description	Quantity	Cost Price	Price	Value
IOO	ISGL100ETF ETF UNITS	195	\$83.76	\$94.220	\$18,372.90
MGOC	MAGGLOBOC OPEN CL	8,776	\$0.57	\$2.320	\$20,360.32
MVW	VE EQ WGHT ETF UNITS	665	\$28.13	\$30.510	\$20,289.15
QUAL	VE WD QUAL ETF UNITS	486	\$33.72	\$35.220	\$17,116.92
VAS	V300AEQ ETF UNITS	127	\$82.40	\$83.750	\$10,636.25
Sub total					\$86,775.54

While every effort has been made to provide you with an accurate statement, we give no warranty of accuracy or reliability and take no responsibility for any errors or omissions including negligence by any officers, employees or agents. We encourage you to confirm the information, holdings and valuations contained herein. Information contained in the report may only relate to the period since you commenced our service.

Copyright © 2022 Third Party Platform Pty Limited. All rights reserved.

Macquarie Online Trading is a service provided by Third Party Platform Pty Ltd ("TPP") ABN 74 121 227 905 AFSL No. 314341, at the request of Macquarie Bank Limited ABN 46 008 583 542 AFSL 237502 ("MBL"). TPP is a Participant of the ASX Group. Neither TPP nor MBL are representatives of each other. Some of the fees paid to TPP for the provision of its services will be remitted to MBL. TPP and MBL do not provide personal financial advice in relation to Macquarie Online Trading. You should consider your own financial situation, particular needs and investment objectives before acting on any of the information available on this report.

Holdings valuation (continued)

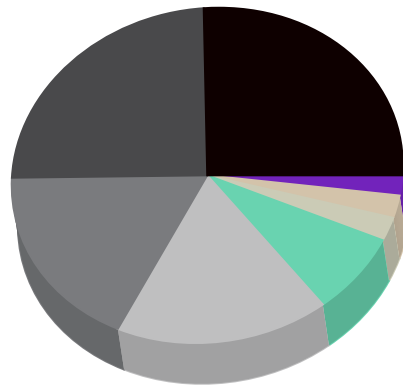
01 Jul 2021 - 30 Jun 2022

Holdings valuation at 1 Jul 2021

\$91,962.81

Holdings composition 1 Jul 2021

MGOC 26.24%	IOO 17.62%	BKL 2.16%
MVW 23.98%	VAS 7.67%	TLS 1.92%
QUAL 18.17%	WBC 2.25%	

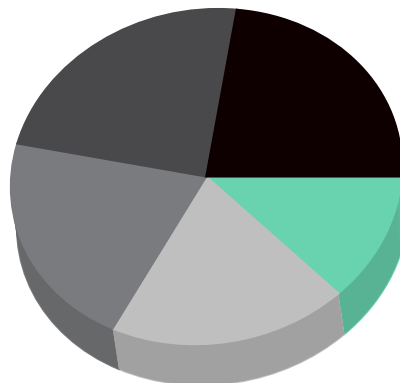


Holdings valuation at 30 Jun 2022

\$86,775.54

Holdings composition 30 Jun 2022

MGOC 23.46%	IOO 21.17%	VAS 12.26%
MVW 23.38%	QUAL 19.73%	



While every effort has been made to provide you with an accurate statement, we give no warranty of accuracy or reliability and take no responsibility for any errors or omissions including negligence by any officers, employees or agents. We encourage you to confirm the information, holdings and valuations contained herein. Information contained in the report may only relate to the period since you commenced our service.

Copyright © 2022 Third Party Platform Pty Limited. All rights reserved.

Macquarie Online Trading is a service provided by Third Party Platform Pty Ltd ("TPP") ABN 74 121 227 905 AFSL No. 314341, at the request of Macquarie Bank Limited ABN 46 008 583 542 AFSL 237502 ("MBL"). TPP is a Participant of the ASX Group. Neither TPP nor MBL are representatives of each other. Some of the fees paid to TPP for the provision of its services will be remitted to MBL. TPP and MBL do not provide personal financial advice in relation to Macquarie Online Trading. You should consider your own financial situation, particular needs and investment objectives before acting on any of the information available on this report.

Transaction summary

01 Jul 2021 - 30 Jun 2022

Equities

BKL BLACKMORES LIMITED ORDINARY

Date	Type	Action	Quantity	Unit price	Trade value	Brokerage	Other fees	GST	Total value
23/06/2017	Buy	B3129009	27	\$93.0800	\$2,513.16	\$18.14	\$0.00	\$1.81	\$2,533.11
24/09/2021	Sell	S21369195	(27)	\$92.5000	(\$2,497.50)	\$18.14	\$0.00	\$1.81	(\$2,477.55)
Sub total			0						

IOO ISHS GLOBAL 100 ETF ETF UNITS

Date	Type	Action	Quantity	Unit price	Trade value	Brokerage	Other fees	GST	Total value
15/11/2019	Buy	B4689633	65	\$76.5200	\$4,973.80	\$18.14	\$0.00	\$1.81	\$4,993.75
02/06/2020	Buy	B5266606	50	\$75.7900	\$3,789.50	\$18.14	\$0.00	\$1.81	\$3,809.45
28/05/2021	Buy	B20981708	55	\$90.5600	\$4,980.80	\$18.14	\$0.00	\$1.81	\$5,000.75
24/09/2021	Buy	B21369204	25	\$100.3900	\$2,509.75	\$18.14	\$0.00	\$1.81	\$2,529.70
Sub total			195						

QUAL VANECK WLD XAU QUAL ETF UNITS

Date	Type	Action	Quantity	Unit price	Trade value	Brokerage	Other fees	GST	Total value
15/11/2019	Buy	B4689642	168	\$29.7900	\$5,004.72	\$18.14	\$0.00	\$1.81	\$5,024.67
02/06/2020	Buy	B5266631	120	\$31.2500	\$3,750.00	\$18.14	\$0.00	\$1.81	\$3,769.95
28/05/2021	Buy	B20981728	138	\$36.5600	\$5,045.28	\$18.14	\$0.00	\$1.81	\$5,065.23
24/09/2021	Buy	B21369211	60	\$41.8000	\$2,508.00	\$18.14	\$0.00	\$1.81	\$2,527.95
Sub total			486						

While every effort has been made to provide you with an accurate statement, we give no warranty of accuracy or reliability and take no responsibility for any errors or omissions including negligence by any officers, employees or agents. We encourage you to confirm the information, holdings and valuations contained herein. Information contained in the report may only relate to the period since you commenced our service.

Copyright © 2022 Third Party Platform Pty Limited. All rights reserved.

Macquarie Online Trading is a service provided by Third Party Platform Pty Ltd ("TPP") ABN 74 121 227 905 AFSL No. 314341, at the request of Macquarie Bank Limited ABN 46 008 583 542 AFSL 237502 ("MBL"). TPP is a Participant of the ASX Group. Neither TPP nor MBL are representatives of each other. Some of the fees paid to TPP for the provision of its services will be remitted to MBL. TPP and MBL do not provide personal financial advice in relation to Macquarie Online Trading. You should consider your own financial situation, particular needs and investment objectives before acting on any of the information available on this report.

Transaction summary (continued)

01 Jul 2021 - 30 Jun 2022

TLS TELSTRA CORPORATION. ORDINARY

Date	Type	Action	Quantity	Unit price	Trade value	Brokerage	Other fees	GST	Total value
15/01/2016	Buy	B2282750	470	\$5.3300	\$2,505.10	\$18.14	\$0.00	\$1.81	\$2,525.05
24/09/2021	Sell	S21369197	(470)	\$3.9700	(\$1,865.90)	\$18.14	\$0.00	\$1.81	(\$1,845.95)
Sub total			0						

VAS VNGD AUS SHARES ETF UNITS

Date	Type	Action	Quantity	Unit price	Trade value	Brokerage	Other fees	GST	Total value
23/06/2017	Buy	B3128996	75	\$72.8900	\$5,466.75	\$18.14	\$0.00	\$1.81	\$5,486.70
24/09/2021	Buy	B21369219	52	\$95.3600	\$4,958.72	\$18.14	\$0.00	\$1.81	\$4,978.67
Sub total			127						

WBC WESTPAC BANKING CORP ORDINARY

Date	Type	Action	Quantity	Unit price	Trade value	Brokerage	Other fees	GST	Total value
23/06/2017	Buy	B3128958	80	\$30.1400	\$2,411.20	\$18.14	\$0.00	\$1.81	\$2,431.15
24/09/2021	Sell	S21369199	(80)	\$25.2100	(\$2,016.80)	\$18.14	\$0.00	\$1.81	(\$1,996.85)
Sub total			0						

While every effort has been made to provide you with an accurate statement, we give no warranty of accuracy or reliability and take no responsibility for any errors or omissions including negligence by any officers, employees or agents. We encourage you to confirm the information, holdings and valuations contained herein. Information contained in the report may only relate to the period since you commenced our service.

Copyright © 2022 Third Party Platform Pty Limited. All rights reserved.

Macquarie Online Trading is a service provided by Third Party Platform Pty Ltd ("TPP") ABN 74 121 227 905 AFSL No. 314341, at the request of Macquarie Bank Limited ABN 46 008 583 542 AFSL 237502 ("MBL"). TPP is a Participant of the ASX Group. Neither TPP nor MBL are representatives of each other. Some of the fees paid to TPP for the provision of its services will be remitted to MBL. TPP and MBL do not provide personal financial advice in relation to Macquarie Online Trading. You should consider your own financial situation, particular needs and investment objectives before acting on any of the information available on this report.

Brokerage & information services

01 Jul 2021 - 30 Jun 2022

September 2021	Amount	GST	Total
Brokerage and trail fees	\$108.84	\$10.86	\$119.70
Information services	\$0.00	\$0.00	\$0.00
	\$108.84	\$10.86	\$119.70

Brokerage total	\$108.84	\$10.86	\$119.70
Information services total	\$0.00	\$0.00	\$0.00

While every effort has been made to provide you with an accurate statement, we give no warranty of accuracy or reliability and take no responsibility for any errors or omissions including negligence by any officers, employees or agents. We encourage you to confirm the information, holdings and valuations contained herein. Information contained in the report may only relate to the period since you commenced our service.

Copyright © 2022 Third Party Platform Pty Limited. All rights reserved.

Macquarie Online Trading is a service provided by Third Party Platform Pty Ltd ("TPP") ABN 74 121 227 905 AFSL No. 314341, at the request of Macquarie Bank Limited ABN 46 008 583 542 AFSL 237502 ("MBL"). TPP is a Participant of the ASX Group. Neither TPP nor MBL are representatives of each other. Some of the fees paid to TPP for the provision of its services will be remitted to MBL. TPP and MBL do not provide personal financial advice in relation to Macquarie Online Trading. You should consider your own financial situation, particular needs and investment objectives before acting on any of the information available on this report.

Estimated dividends & distributions

01 Jul 2021 - 30 Jun 2022

ANZ ANZ BANKING GRP LTD ORDINARY

Ex div. date	Payment date	Type	Div. amount	Franking %	Balance	Franking credit	Est. dividend
10/05/2021	01/07/2021	Interim	\$0.70	100.00%	173	\$51.90	\$121.10
Estimated sub total						\$51.90	\$121.10

BKL BLACKMORES LIMITED ORDINARY

Ex div. date	Payment date	Type	Div. amount	Franking %	Balance	Franking credit	Est. dividend
08/09/2021	24/09/2021	Final	\$0.42	100.00%	27	\$4.86	\$11.34
Estimated sub total						\$4.86	\$11.34

IOO ISHS GLOBAL 100 ETF ETF UNITS

Ex div. date	Payment date	Type	Div. amount	Franking %	Balance	Franking credit	Est. dividend
01/07/2021	13/07/2021	Final	\$0.881498	0.00%	170	\$0.00	\$149.85
21/12/2021	05/01/2022	Interim	\$0.619544	0.00%	195	\$0.00	\$120.81
Estimated sub total						\$0.00	\$270.66

MGOC MAGELLANGLOOPENCLASS OPEN CLASS

Ex div. date	Payment date	Type	Div. amount	Franking %	Balance	Franking credit	Est. dividend
01/07/2021	21/07/2021	Final	\$0.051	0.00%	8,776	\$0.00	\$447.58
04/01/2022	19/01/2022	Interim	\$0.051	0.00%	8,776	\$0.00	\$447.58
Estimated sub total						\$0.00	\$895.16

While every effort has been made to provide you with an accurate statement, we give no warranty of accuracy or reliability and take no responsibility for any errors or omissions including negligence by any officers, employees or agents. We encourage you to confirm the information, holdings and valuations contained herein. Information contained in the report may only relate to the period since you commenced our service.

Copyright © 2022 Third Party Platform Pty Limited. All rights reserved.

Macquarie Online Trading is a service provided by Third Party Platform Pty Ltd ("TPP") ABN 74 121 227 905 AFSL No. 314341, at the request of Macquarie Bank Limited ABN 46 008 583 542 AFSL 237502 ("MBL"). TPP is a Participant of the ASX Group. Neither TPP nor MBL are representatives of each other. Some of the fees paid to TPP for the provision of its services will be remitted to MBL. TPP and MBL do not provide personal financial advice in relation to Macquarie Online Trading. You should consider your own financial situation, particular needs and investment objectives before acting on any of the information available on this report.

Estimated dividends & distributions (continued)

01 Jul 2021 - 30 Jun 2022

MQG MACQUARIE GROUP LTD ORDINARY

Ex div. date	Payment date	Type	Div. amount	Franking %	Balance	Franking credit	Est. dividend
17/05/2021	02/07/2021	Final	\$3.35	40.00%	18	\$10.34	\$60.30
Estimated sub total						\$10.34	\$60.30

MVW VANECK EQUAL WEIGHT ETF UNITS

Ex div. date	Payment date	Type	Div. amount	Franking %	Balance	Franking credit	Est. dividend
01/07/2021	23/07/2021	Final	\$0.34	76.00%	665	\$73.64	\$226.10
04/01/2022	19/01/2022	Interim	\$0.52	74.00%	665	\$109.67	\$345.80
Estimated sub total						\$183.31	\$571.90

QUAL VANECK WLD XAU QUAL ETF UNITS

Ex div. date	Payment date	Type	Div. amount	Franking %	Balance	Franking credit	Est. dividend
01/07/2021	23/07/2021	Final	\$0.38	0.00%	426	\$0.00	\$161.88
Estimated sub total						\$0.00	\$161.88

TLS TELSTRA CORPORATION. ORDINARY

Ex div. date	Payment date	Type	Div. amount	Franking %	Balance	Franking credit	Est. dividend
25/08/2021	23/09/2021	Final	\$0.08	100.00%	470	\$16.11	\$37.60
Estimated sub total						\$16.11	\$37.60

While every effort has been made to provide you with an accurate statement, we give no warranty of accuracy or reliability and take no responsibility for any errors or omissions including negligence by any officers, employees or agents. We encourage you to confirm the information, holdings and valuations contained herein. Information contained in the report may only relate to the period since you commenced our service.

Copyright © 2022 Third Party Platform Pty Limited. All rights reserved.

Macquarie Online Trading is a service provided by Third Party Platform Pty Ltd ("TPP") ABN 74 121 227 905 AFSL No. 314341, at the request of Macquarie Bank Limited ABN 46 008 583 542 AFSL 237502 ("MBL"). TPP is a Participant of the ASX Group. Neither TPP nor MBL are representatives of each other. Some of the fees paid to TPP for the provision of its services will be remitted to MBL. TPP and MBL do not provide personal financial advice in relation to Macquarie Online Trading. You should consider your own financial situation, particular needs and investment objectives before acting on any of the information available on this report.

Estimated dividends & distributions (continued)

01 Jul 2021 - 30 Jun 2022

VAS		VNGD AUS SHARES ETF UNITS					
Ex div. date	Payment date	Type	Div. amount	Franking %	Balance	Franking credit	Est. dividend
01/07/2021	16/07/2021	Final	\$0.556431	49.88%	75	\$8.92	\$41.73
01/10/2021	18/10/2021	Interim	\$1.407341	86.91%	127	\$66.57	\$178.73
04/01/2022	19/01/2022	Interim	\$0.696543	62.89%	127	\$23.84	\$88.46
01/04/2022	20/04/2022	Interim	\$1.995879	41.97%	127	\$45.59	\$253.48
Estimated sub total						\$144.92	\$562.40
Estimated total						\$411.44	\$2,692.34

The information presented in this report is a general estimation and is intended as a guide for indicative purposes only. It is an extrapolation of our understanding of your holdings against publicly available dividend entitlement and payment information. It should not be considered a replacement for your own records. We encourage you to confirm the information and holdings represented here.

While every effort has been made to provide you with an accurate statement, we give no warranty of accuracy or reliability and take no responsibility for any errors or omissions including negligence by any officers, employees or agents. We encourage you to confirm the information, holdings and valuations contained herein. Information contained in the report may only relate to the period since you commenced our service.

Copyright © 2022 Third Party Platform Pty Limited. All rights reserved.

Macquarie Online Trading is a service provided by Third Party Platform Pty Ltd ("TPP") ABN 74 121 227 905 AFSL No. 314341, at the request of Macquarie Bank Limited ABN 46 008 583 542 AFSL 237502 ("MBL"). TPP is a Participant of the ASX Group. Neither TPP nor MBL are representatives of each other. Some of the fees paid to TPP for the provision of its services will be remitted to MBL. TPP and MBL do not provide personal financial advice in relation to Macquarie Online Trading. You should consider your own financial situation, particular needs and investment objectives before acting on any of the information available on this report.