
Workpapers - 2022 Financial Year

Price Family Superfund

Preparer: Shelley Lian

Reviewer: Steven Lee

Printed: 19 January 2023

Lead Schedule

2022 Financial Year

Code	Workpaper	CY Balance	LY Balance	Change	Status
23800	Distributions Received	(\$51,270.70)	(\$79,357.65)	(35.39)%	Ready for Review
23900	Dividends Received	(\$15,635.79)	(\$9,535.32)	63.98%	Ready for Review
24700	Changes in Market Values of Investments	\$193,655.83	(\$144,439.64)	(234.07)%	Ready for Review
25000	Interest Received	(\$34.11)	(\$187.62)	(81.82)%	Ready for Review
26502	Other income	(\$234.02)	(\$213.22)	9.76%	Ready for Review
30100	Accountancy Fees	\$850.00	\$920.00	(7.61)%	Ready for Review
30400	ATO Supervisory Levy	\$259.00	\$259.00	0%	Ready for Review
30700	Auditor's Remuneration	\$550.00	\$450.00	22.22%	Ready for Review
37500	Investment Expenses	\$9,265.69	\$9,832.06	(5.76)%	Ready for Review
41600	Pensions Paid	\$40,750.00	\$36,800.00	10.73%	Ready for Review
46000	Benefits Paid/Transfers Out	\$48,250.00	\$32,000.00	50.78%	Ready for Review
48500	Income Tax Expense	(\$10,684.53)	(\$4,821.93)	121.58%	Ready for Review
49000	Profit/Loss Allocation Account	(\$215,721.37)	\$158,294.32	(236.28)%	Ready for Review
50000	Members	(\$1,414,690.40)	(\$1,630,411.77)	(13.23)%	Ready for Review
60400	Bank Accounts	\$2,255.87	\$41,058.83	(94.51)%	Ready for Review
61800	Distributions Receivable	\$26,169.72	\$41,404.76	(36.8)%	Ready for Review
74700	Managed Investments (Australian)	\$1,375,580.28	\$1,543,126.25	(10.86)%	Ready for Review

Code	Workpaper	CY Balance	LY Balance	Change	Status
85000	Income Tax Payable /Refundable	\$10,684.53	\$4,821.93	121.58%	Ready for Review
A	Financial Statements				Ready for Review
B	Permanent Documents				Ready for Review
C	Other Documents				Ready for Review
D	Pension Documentation				Ready for Review
E	Estate Planning				Ready for Review

23800 - Distributions Received

2022 Financial Year

Preparer Shelley Lian

Reviewer Steven Lee

Status Ready for Review

Account Code	Description	CY Balance	LY Balance	Change
PRICS001_NETWEALTHIN	Netwealth Investment Wrap	(\$51,270.70)	(\$79,357.65)	(35.39)%
TOTAL		CY Balance	LY Balance	
		(\$51,270.70)	(\$79,357.65)	

Supporting Documents

- Distribution Reconciliation Report [Report](#)
- 11.2-NetwealthWRAP031998_PriceFamSuperFund-TaxSttmt-2022.pdf

Standard Checklist

- Attach a copy of all Tax Statements
- Attach a copy of Distribution Reconciliation Report
- Ensure all Distributions have been reviewed on [Distribution Tax Automation](#)

Price Family Superfund

Distribution Reconciliation Report

For The Period 01 July 2021 - 30 June 2022

Date	Payment Received	Non Primary Production Income (A) * ₁				Distributed Capital Gains (B) * ₂					Foreign Income * ₃		Non-Assessable			Taxable Income
		Franked	Unfranked	Interest/ Other	Franking Credits	Discounted (After Discount)	Rate * ₅	CGT Concession	Indexed	Other	Foreign Income	Foreign Credits	Tax Exempt	Tax Free	Tax Deferred / AMIT * ₆	
Managed Investments (Australian)																
PRICS001_NETWEALTHIN Netwealth Investment Wrap																
30/06/2022	51,270.70						S									0.00
30/06/2022	0.00	9,527.27	5,059.41	0.00	4,709.81	12,141.36	I	12,139.45	0.00	23.05	7,319.77	720.91	4,790.47	0.00	269.92	39,501.58
30/06/2022	0.00						S									0.00
	51,270.70	9,527.27	5,059.41	0.00	4,709.81	12,141.36		12,139.45	0.00	23.05	7,319.77	720.91	4,790.47	0.00	269.92	39,501.58
<i>Net Cash Distribution:</i>		<i>51,270.70</i>														
	51,270.70	9,527.27	5,059.41	0.00	4,709.81	12,141.36		12,139.45	0.00	23.05	7,319.77	720.91	4,790.47	0.00	269.92	39,501.58

Price Family Superfund

Distribution Reconciliation Report

For The Period 01 July 2021 - 30 June 2022

Date	Non Primary Production Income (A) * ₁				Distributed Capital Gains (B) * ₂				Foreign Income * ₃		Non-Assessable				Taxable Income	
	Payment Received	Franked	Unfranked	Interest/ Other	Franking Credits	Discounted (After Discount)	Rate * ₅	CGT Concession	Indexed	Other	Foreign Income	Foreign Credits	Tax Exempt	Tax Free		Tax Deferred / AMIT * ₆
TOTAL	51,270.70	9,527.27	5,059.41	0.00	4,709.81	12,141.36		12,139.45	0.00	23.05	7,319.77	720.91	4,790.47	0.00	269.92	39,501.58

Total Distributed Gains

Discount Rate	Discounted	Gross
Superfund 1/3	0.00	0.00
Individual 50%(I)	12,141.36	24,305.77
Total	12,141.36	24,305.77

*₁ Summary of Non Primary Production Income (A)

Tax Label	Franked	Unfranked	Interest/Other	Less Other Deduction	Income Before Credits * ₇	Franking Credits	Total Including Credits
11M Gross trust distributions	9,527.27	5,059.41	0.00		14,586.68	4,709.81	19,296.49

*₂ Forms part of the Net Capital Gains calculation for Tax Label 11A.

*₃ Forms part of the Foreign Credits calculation for Tax Label 11D, D1, 13C1.

*₄ Taxable Income is designed to match Tax Statement provided by Fund Manager.

Taxable Income in the SMSF Annual Return will be different due to application of Capital Losses in Net Capital Gain calculation and application of different discount method.

*₅ This is the discount rate selected for the transaction. "S" being Super Funds at 1/3 and "I" being Individual at 50%.

*₆ AMIT cost base net increase is reflected as negative amount i.e. negative tax deferred and AMIT cost base net decrease is reflected as positive amount i.e. positive tax deferred.

*₇ Sum of Income Before Credits reconciles with Taxable Trust Distributions in Statement of Taxable Income.

^ Variance between Payment Received and Net Cash Distribution.

Wrap Tax Statement

Financial Year ended 30/06/2022

Account details

Client number	126676
Product	Wealth Accelerator Plus
Account number	WRAP031998
Account name	Price Family Super Fund
Address	3/111 Thomas St East Brighton VIC 3187
Entity type	Self-Managed Superannuation Fund



Netwealth have the ability to produce your Wrap Tax Statement in a format relevant for an Individual, a Self-Managed Superannuation Fund, Trust or a Company.

If you would like to change your entity type **please contact Netwealth.**

Table of contents

Summary of taxable income

Summary of capital gains

Supporting schedules	Schedule 1 - Interest
	Schedule 2 - Distributions and dividends
	Schedule 3 - Capital gains distributions from a trust
	Schedule 4 - Foreign source income
	Schedule 5 - Deductions and expenses
	Schedule 6 - Realised gains/losses
	Schedule 7 - Unrealised gains/losses

Portfolio valuation



Please read the "**Netwealth Wrap Service Tax Statement Guide**" where the information contained in this statement is further explained. The Guide can be found online at Forms & Research>Forms & Disclosure Documents>Wealth Accelerator.

This statement was produced on 22/09/2022

Contact details

Netwealth Investments Limited

PO Box 336
South Melbourne VIC 3205

Netwealth details

Freecall 1800 888 223 (within Australia)
Email contact@netwealth.com.au

Adviser details

Licensee name Australian Unity Personal Financial Services Ltd
Adviser name Peter Rambert
Phone number 1300 700 189

Wrap Tax Statement

Financial Year ended 30/06/2022



Summary of taxable income

	Schedule	Section	Amount \$	Total \$	Tax return reference
Interest					
Interest	1		6.98	6.98	11C
TFN amounts withheld from interest	1		0.00 ^a		
Dividends					
Unfranked	2	2	1,088.54	1,088.54	11J
Franked	2	2	13,941.01	13,941.01	11K
Franking credit	2	2	5,974.69 ^b	5,974.69	11L
Exploration credits	2	2	0.00 ^f		
TFN amounts withheld from dividends	2	2	0.00 ^a		
Trust income (non-primary production)					
Franked (including franking credits)	2	1	14,237.08 ^c		
Other Australian income	2	1	5,059.41 ^c	19,296.49 ^c	11M
Franking credits	2	1	4,709.81 ^b		
Exploration credits	2	1	0.00 ^f	0.00 ^f	13E4
TFN amounts withheld from distributions	2	1	0.00 ^a		
Foreign source income					
Foreign source income (including foreign tax offsets)	4		8,646.92	8,646.92	11D & 11D1
Foreign tax offsets	4		722.83	722.83	13C1
Australian franking credits from New Zealand company	4		0.03	0.03	11E
TFN amounts withheld from foreign source dividends	4		0.00 ^a		
Other income and deductions					
Deductible expenses	5		9,265.69 ^d		
Disposal of traditional securities and foreign currencies - Losses	6	1	0.00 ^d	9,265.69 ^d	12L
Disposal of traditional securities and foreign currencies - Gains	6	1	0.00 ^e		
Other Income	2	3	227.04 ^e	227.04 ^e	11S
Total franking credits				10,684.50 ^b	13E1
Total TFN amounts withheld				0.00 ^a	13H3

a b c d e f indicates amounts are totalled and applied to the corresponding tax return reference.

Wrap Tax Statement

Financial Year ended 30/06/2022

Summary of capital gains

	Schedule	Section	Non-discounted gains \$	Discounted gains \$	Total \$	Tax return reference
Realised capital gains						
Capital gains on sales	6	2	4,678.23	13,190.16		
Capital gains without sale	6	4	0.00	0.00		
			4,678.23	13,190.16		
Distributions						
TARP^ capital gains	3		15.98	290.44		
NTARP* capital gains	3		7.07	11,850.92		
Foreign capital gains	3		0.00	0.00		
Gross up amount			0.00	12,141.36		
			23.05	24,282.72		
Total capital gains			4,701.28	37,472.88	42,174.16	
Capital losses applied			(4,701.28)	(5,277.36)	(9,978.64)	
Discount applied			0.00	(10,731.84)	(10,731.84)	
Net capital gains					21,463.68	11A
Total capital losses	6	2			9,978.64	
Capital losses applied			(4,701.28)	(5,277.36)	(9,978.64)	
Unused capital losses					0.00	14V

^TARP - refers to taxable Australian real property.

*NTARP - refers to non-taxable Australian real property.

The information above relates to both:

- Distributed capital gains paid to you as income, as detailed in schedule 3 of this statement, and
- Realised capital gains and losses triggered by assets you sold, as detailed in schedule 6 of this statement.

Netwealth provides this data to the ATO to be used to pre-fill your annual tax information. Please check ATO data carefully and update it if there are discrepancies between the above and pre-filled data.

Wrap Tax Statement

Financial Year ended 30/06/2022



Schedule 1 - Interest

Asset	Effective date	Interest \$	No TFN withholding tax \$	Non-resident withholding tax \$	Net amount received \$
Netwealth Cash Account					
Cash Account	30/06/2022	6.98	0.00	0.00	6.98
Subtotal		6.98	0.00	0.00	6.98
Total interest		6.98	0.00	0.00	6.98

Wrap Tax Statement

Financial Year ended 30/06/2022



Schedule 2 - Distributions and dividends

Asset code	Record date	Receipt date	Franked \$	Unfranked / other \$	Non assessable \$	Cost base reductions \$	Capital gains \$	Foreign income \$	Total \$	Franking credits \$	AMIT cost base decrease/ (increase) \$	Exploration credits \$	No TFN withholding tax \$	Non-resident withholding tax \$
Section 1 - Managed Fund and Trust Distributions														
APA Group														
APA	01/07/2021	15/09/2021	0.00	0.00	165.89	0.00	0.00	0.00	165.89	0.00	0.00	0.00	0.00	0.00
APA	01/07/2021	15/09/2021	0.00	0.00	(165.89)	165.89	0.00	0.00	0.00	0.00	0.00	0.00	0.00	0.00
APA	31/12/2021	17/03/2022	61.29	101.21	0.00	0.00	0.00	0.00	162.50	26.27	0.00	0.00	0.00	0.00
APA	28/06/2022	14/09/2022	0.00	7.44	0.00	0.00	0.00	0.00	7.44	0.00	0.00	0.00	0.00	0.00
APA	30/06/2022	30/06/2022	0.00	(92.56)	0.00	92.56	0.00	0.00	0.00	(0.01)	0.00	0.00	0.00	0.00
APA	30/06/2022	30/06/2022	0.00	0.00	0.00	0.00	0.00	0.00	0.00	0.00	0.00	0.00	0.00	0.00
Subtotal			61.29	16.09	0.00	258.45	0.00	0.00	335.83	26.26	0.00	0.00	0.00	0.00
APN AREIT Fund														
APN0008AU	31/07/2021	10/08/2021	0.00	94.85	0.00	0.00	0.00	0.00	94.85	0.00	0.00	0.00	0.00	0.00
APN0008AU	31/08/2021	10/09/2021	0.00	94.84	0.00	0.00	0.00	0.00	94.84	0.00	0.00	0.00	0.00	0.00
APN0008AU	30/09/2021	11/10/2021	0.00	94.85	0.00	0.00	0.00	0.00	94.85	0.00	0.00	0.00	0.00	0.00
APN0008AU	31/10/2021	10/11/2021	0.00	94.85	0.00	0.00	0.00	0.00	94.85	0.00	0.00	0.00	0.00	0.00
APN0008AU	30/11/2021	10/12/2021	0.00	94.85	0.00	0.00	0.00	0.00	94.85	0.00	0.00	0.00	0.00	0.00
APN0008AU	31/12/2021	10/01/2022	0.00	94.85	0.00	0.00	0.00	0.00	94.85	0.00	0.00	0.00	0.00	0.00
APN0008AU	31/01/2022	10/02/2022	0.00	94.85	0.00	0.00	0.00	0.00	94.85	0.00	0.00	0.00	0.00	0.00
APN0008AU	28/02/2022	10/03/2022	0.00	94.85	0.00	0.00	0.00	0.00	94.85	0.00	0.00	0.00	0.00	0.00
APN0008AU	31/03/2022	11/04/2022	0.00	94.85	0.00	0.00	0.00	0.00	94.85	0.00	0.00	0.00	0.00	0.00
APN0008AU	30/04/2022	10/05/2022	0.00	94.85	0.00	0.00	0.00	0.00	94.85	0.00	0.00	0.00	0.00	0.00
APN0008AU	31/05/2022	10/06/2022	0.00	94.84	0.00	0.00	0.00	0.00	94.84	0.00	0.00	0.00	0.00	0.00
APN0008AU	30/06/2022	11/07/2022	0.00	94.85	0.00	0.00	0.00	0.00	94.85	0.00	0.00	0.00	0.00	0.00
APN0008AU	30/06/2022	30/06/2022	6.18	(731.17)	0.00	0.00	939.42	16.34	230.77	6.93	(230.77)	0.00	0.00	0.00
Subtotal			6.18	407.01	0.00	0.00	939.42	16.34	1,368.95 *	6.93	(230.77)	0.00	0.00	0.00
Atlas Arteria														
ALX	23/09/2021	05/10/2021	0.00	0.00	0.00	0.00	0.00	181.19	181.19	0.00	0.00	0.00	0.00	0.00
ALX	21/03/2022	31/03/2022	0.00	0.00	0.00	0.00	0.00	239.64	239.64	0.00	0.00	0.00	0.00	0.00

Wrap Tax Statement

Financial Year ended 30/06/2022



Schedule 2 - Distributions and dividends

Asset code	Record date	Receipt date	Franked \$	Unfranked / other \$	Non assessable \$	Cost base reductions \$	Capital gains \$	Foreign income \$	Total \$	Franking credits \$	AMIT cost base decrease/ (increase) \$	Exploration credits \$	No TFN withholding tax \$	Non-resident withholding tax \$
Subtotal			0.00	0.00	0.00	0.00	0.00	420.83	420.83	0.00	0.00	0.00	0.00	0.00
Australian Unity Property Income Fund														
YOC0100AU	30/09/2021	07/10/2021	0.00	287.99	0.00	0.00	0.00	0.00	287.99	0.00	0.00	0.00	0.00	0.00
YOC0100AU	31/12/2021	11/01/2022	0.00	287.99	0.00	0.00	0.00	0.00	287.99	0.00	0.00	0.00	0.00	0.00
YOC0100AU	31/03/2022	11/04/2022	0.00	287.99	0.00	0.00	0.00	0.00	287.99	0.00	0.00	0.00	0.00	0.00
YOC0100AU	30/06/2022	19/07/2022	0.00	287.99	0.00	0.00	0.00	0.00	287.99	0.00	0.00	0.00	0.00	0.00
YOC0100AU	30/06/2022	30/06/2022	13.55	(964.31)	440.76	0.00	507.21	2.79	0.00	5.22	440.76	0.00	0.00	0.00
Subtotal			13.55	187.65	440.76	0.00	507.21	2.79	1,151.96	5.22	440.76	0.00	0.00	0.00
Bennelong ex-20 Australian Equities Fund														
BFL0004AU	30/06/2022	15/07/2022	0.00	1,414.51	0.00	0.00	0.00	0.00	1,414.51	0.00	0.00	0.00	0.00	0.00
BFL0004AU	30/06/2022	30/06/2022	(3.14)	(1,374.29)	727.62	0.00	594.60	55.21	0.00	200.74	727.62	0.00	0.00	0.00
Subtotal			(3.14)	40.22	727.62	0.00	594.60	55.21	1,414.51	200.74	727.62	0.00	0.00	0.00
Centuria Office REIT														
COF	30/09/2021	28/10/2021	0.00	121.80	0.00	0.00	0.00	0.00	121.80	0.00	0.00	0.00	0.00	0.00
COF	31/12/2021	28/01/2022	0.00	121.80	0.00	0.00	0.00	0.00	121.80	0.00	0.00	0.00	0.00	0.00
COF	31/03/2022	04/05/2022	0.00	121.80	0.00	0.00	0.00	0.00	121.80	0.00	0.00	0.00	0.00	0.00
COF	30/06/2022	05/08/2022	0.00	121.80	0.00	0.00	0.00	0.00	121.80	0.00	0.00	0.00	0.00	0.00
COF	30/06/2022	30/06/2022	0.00	(363.09)	334.91	0.00	28.18	0.00	0.00	0.00	334.91	0.00	0.00	0.00
Subtotal			0.00	124.11	334.91	0.00	28.18	0.00	487.20	0.00	334.91	0.00	0.00	0.00
First Sentier Wholesale Equity Income Fund														
FSF0961AU	23/09/2021	27/09/2021	0.00	1,511.45	0.00	0.00	0.00	0.00	1,511.45	0.00	0.00	0.00	0.00	0.00
FSF0961AU	16/12/2021	20/12/2021	0.00	1,511.45	0.00	0.00	0.00	0.00	1,511.45	0.00	0.00	0.00	0.00	0.00
FSF0961AU	24/03/2022	28/03/2022	0.00	1,511.44	0.00	0.00	0.00	0.00	1,511.44	0.00	0.00	0.00	0.00	0.00
FSF0961AU	30/06/2022	05/07/2022	0.00	2,461.49	0.00	0.00	0.00	0.00	2,461.49	0.00	0.00	0.00	0.00	0.00
FSF0961AU	30/06/2022	30/06/2022	4,784.82	(4,814.85)	0.00	0.00	0.00	30.03	0.00	2,342.79	0.00	0.00	0.00	0.00
Subtotal			4,784.82	2,180.98	0.00	0.00	0.00	30.03	6,995.83	2,342.79	0.00	0.00	0.00	0.00

Wrap Tax Statement

Financial Year ended 30/06/2022



Schedule 2 - Distributions and dividends

Asset code	Record date	Receipt date	Franked \$	Unfranked / other \$	Non assessable \$	Cost base reductions \$	Capital gains \$	Foreign income \$	Total \$	Franking credits \$	AMIT cost base decrease/ (increase) \$	Exploration credits \$	No TFN withholding tax \$	Non-resident withholding tax \$
GPT Group														
GPT	17/08/2021	31/08/2021	0.00	165.59	0.00	0.00	0.00	0.00	165.59	0.00	0.00	0.00	0.00	0.00
GPT	16/02/2022	28/02/2022	0.00	123.25	0.00	0.00	0.00	0.00	123.25	0.00	0.00	0.00	0.00	0.00
GPT	30/06/2022	30/06/2022	0.00	(127.58)	83.04	0.00	44.54	0.00	0.00	0.00	83.04	0.00	0.00	0.00
Subtotal			0.00	161.26	83.04	0.00	44.54	0.00	288.84	0.00	83.04	0.00	0.00	0.00
iShares S&P/ASX 20 ETF														
ILC	07/10/2021	20/10/2021	0.00	944.57	0.00	0.00	0.00	0.00	944.57	0.00	0.00	0.00	0.00	0.00
ILC	07/01/2022	18/01/2022	0.00	234.90	0.00	0.00	0.00	0.00	234.90	0.00	0.00	0.00	0.00	0.00
ILC	06/04/2022	21/04/2022	0.00	614.86	0.00	0.00	0.00	0.00	614.86	0.00	0.00	0.00	0.00	0.00
ILC	30/06/2022	13/07/2022	0.00	1,036.90	0.00	0.00	0.00	0.00	1,036.90	0.00	0.00	0.00	0.00	0.00
ILC	30/06/2022	30/06/2022	2,697.68	(2,700.92)	0.00	0.00	0.00	3.24	0.00	1,189.81	0.00	0.00	0.00	0.00
Subtotal			2,697.68	130.31	0.00	0.00	0.00	3.24	2,831.23	1,189.81	0.00	0.00	0.00	0.00
Macquarie Income Opportunities Fund														
MAQ0277AU	31/07/2021	10/08/2021	0.00	163.44	0.00	0.00	0.00	0.00	163.44	0.00	0.00	0.00	0.00	0.00
MAQ0277AU	31/08/2021	08/09/2021	0.00	81.72	0.00	0.00	0.00	0.00	81.72	0.00	0.00	0.00	0.00	0.00
MAQ0277AU	30/09/2021	12/10/2021	0.00	40.86	0.00	0.00	0.00	0.00	40.86	0.00	0.00	0.00	0.00	0.00
MAQ0277AU	31/10/2021	09/11/2021	0.00	40.86	0.00	0.00	0.00	0.00	40.86	0.00	0.00	0.00	0.00	0.00
MAQ0277AU	30/11/2021	09/12/2021	0.00	40.86	0.00	0.00	0.00	0.00	40.86	0.00	0.00	0.00	0.00	0.00
MAQ0277AU	31/12/2021	12/01/2022	0.00	40.86	0.00	0.00	0.00	0.00	40.86	0.00	0.00	0.00	0.00	0.00
MAQ0277AU	31/01/2022	08/02/2022	0.00	40.86	0.00	0.00	0.00	0.00	40.86	0.00	0.00	0.00	0.00	0.00
MAQ0277AU	28/02/2022	08/03/2022	0.00	40.86	0.00	0.00	0.00	0.00	40.86	0.00	0.00	0.00	0.00	0.00
MAQ0277AU	31/03/2022	11/04/2022	0.00	40.86	0.00	0.00	0.00	0.00	40.86	0.00	0.00	0.00	0.00	0.00
MAQ0277AU	30/04/2022	09/05/2022	0.00	40.87	0.00	0.00	0.00	0.00	40.87	0.00	0.00	0.00	0.00	0.00
MAQ0277AU	31/05/2022	08/06/2022	0.00	40.86	0.00	0.00	0.00	0.00	40.86	0.00	0.00	0.00	0.00	0.00
MAQ0277AU	30/06/2022	11/07/2022	0.00	151.64	0.00	0.00	0.00	0.00	151.64	0.00	0.00	0.00	0.00	0.00
MAQ0277AU	30/06/2022	30/06/2022	0.00	(518.42)	0.00	0.00	0.00	518.42	0.00	0.00	0.00	0.00	0.00	0.00
Subtotal			0.00	246.13	0.00	0.00	0.00	518.42	764.55	0.00	0.00	0.00	0.00	0.00

Wrap Tax Statement

Financial Year ended 30/06/2022



Schedule 2 - Distributions and dividends

Asset code	Record date	Receipt date	Franked \$	Unfranked / other \$	Non assessable \$	Cost base reductions \$	Capital gains \$	Foreign income \$	Total \$	Franking credits \$	AMIT cost base decrease/ (increase) \$	Exploration credits \$	No TFN withholding tax \$	Non-resident withholding tax \$
Magellan Global Fund - Open Class														
MGE0001AU	31/12/2021	19/01/2022	0.00	1,417.61	0.00	0.00	0.00	0.00	1,417.61	0.00	0.00	0.00	0.00	0.00
MGE0001AU	30/06/2022	21/07/2022	0.00	1,417.61	0.00	0.00	0.00	0.00	1,417.61	0.00	0.00	0.00	0.00	0.00
MGE0001AU	30/06/2022	30/06/2022	0.00	(2,835.22)	0.00	0.00	8,501.16	297.44	5,963.38	0.00	(5,963.38)	0.00	0.00	0.00
Subtotal			0.00	0.00	0.00	0.00	8,501.16	297.44	8,798.60 *	0.00	(5,963.38)	0.00	0.00	0.00
MFS Global Equity Trust														
MIA0001AU	30/06/2022	13/07/2022	0.00	7,893.61	0.00	0.00	0.00	0.00	7,893.61	0.00	0.00	0.00	0.00	0.00
MIA0001AU	30/06/2022	30/06/2022	0.00	(7,893.61)	0.00	0.00	7,285.62	607.99	0.00	0.00	0.00	0.00	0.00	0.00
Subtotal			0.00	0.00	0.00	0.00	7,285.62	607.99	7,893.61	0.00	0.00	0.00	0.00	0.00
Partners Group Global Value Fund (AUD) Wholesale														
ETL0276AU	30/06/2022	15/08/2022	0.00	615.65	0.00	0.00	0.00	0.00	615.65	0.00	0.00	0.00	0.00	0.00
ETL0276AU	30/06/2022	30/06/2022	0.00	(615.65)	0.00	0.00	0.00	615.65	0.00	0.00	0.00	0.00	0.00	0.00
Subtotal			0.00	0.00	0.00	0.00	0.00	615.65	615.65	0.00	0.00	0.00	0.00	0.00
PIMCO Diversified Fixed Interest Fund - W/S Class														
ETL0016AU	30/09/2021	05/10/2021	0.00	297.08	0.00	0.00	0.00	0.00	297.08	0.00	0.00	0.00	0.00	0.00
ETL0016AU	30/06/2022	08/07/2022	0.00	392.81	0.00	0.00	0.00	0.00	392.81	0.00	0.00	0.00	0.00	0.00
ETL0016AU	30/06/2022	30/06/2022	0.00	(689.89)	689.89	0.00	0.00	0.00	0.00	0.00	689.89	0.00	0.00	0.00
Subtotal			0.00	0.00	689.89	0.00	0.00	0.00	689.89	0.00	689.89	0.00	0.00	0.00
Platinum Asia Fund - Class C														
PLA0004AU	30/06/2022	14/07/2022	0.00	3,964.33	0.00	0.00	0.00	0.00	3,964.33	0.00	0.00	0.00	0.00	0.00
PLA0004AU	30/06/2022	30/06/2022	0.00	(3,964.33)	0.00	0.00	1,643.96	2,320.37	0.00	0.00	0.00	0.00	0.00	0.00
Subtotal			0.00	0.00	0.00	0.00	1,643.96	2,320.37	3,964.33	0.00	0.00	0.00	0.00	0.00
Resolution Capital Global Property Securities Fund														
WHT0015AU	30/09/2021	15/10/2021	0.00	304.62	0.00	0.00	0.00	0.00	304.62	0.00	0.00	0.00	0.00	0.00
WHT0015AU	31/12/2021	17/01/2022	0.00	207.27	0.00	0.00	0.00	0.00	207.27	0.00	0.00	0.00	0.00	0.00
WHT0015AU	31/03/2022	14/04/2022	0.00	178.74	0.00	0.00	0.00	0.00	178.74	0.00	0.00	0.00	0.00	0.00

Wrap Tax Statement

Financial Year ended 30/06/2022



Schedule 2 - Distributions and dividends

Asset code	Record date	Receipt date	Franked \$	Unfranked / other \$	Non assessable \$	Cost base reductions \$	Capital gains \$	Foreign income \$	Total \$	Franking credits \$	AMIT cost base decrease/ (increase) \$	Exploration credits \$	No TFN withholding tax \$	Non-resident withholding tax \$
WHT0015AU	30/06/2022	14/07/2022	0.00	1,477.16	0.00	0.00	0.00	0.00	1,477.16	0.00	0.00	0.00	0.00	0.00
WHT0015AU	30/06/2022	30/06/2022	0.07	(2,098.72)	6.33	0.00	380.72	1,711.60	0.00	0.04	6.33	0.00	0.00	0.00
Subtotal			0.07	69.07	6.33	0.00	380.72	1,711.60	2,167.79	0.04	6.33	0.00	0.00	0.00
Russell Inv Balanced Fund - Class A														
RIM0001AU	12/01/2022	20/01/2022	0.00	25.17	0.00	0.00	0.00	0.00	25.17	0.00	0.00	0.00	0.00	0.00
RIM0001AU	11/04/2022	21/04/2022	0.00	156.71	0.00	0.00	0.00	0.00	156.71	0.00	0.00	0.00	0.00	0.00
RIM0001AU	30/06/2022	18/07/2022	0.00	1,770.46	0.00	0.00	0.00	0.00	1,770.46	0.00	0.00	0.00	0.00	0.00
RIM0001AU	30/06/2022	30/06/2022	227.00	(1,792.13)	21.04	0.00	1,469.23	74.86	0.00	128.87	21.04	0.00	0.00	0.00
Subtotal			227.00	160.21	21.04	0.00	1,469.23	74.86	1,952.34	128.87	21.04	0.00	0.00	0.00
Scentre Group														
SCG	12/08/2021	31/08/2021	0.00	139.72	0.00	0.00	0.00	0.00	139.72	0.00	0.00	0.00	0.00	0.00
SCG	13/02/2022	28/02/2022	0.00	144.71	0.00	0.00	0.00	0.00	144.71	0.00	0.00	0.00	0.00	0.00
SCG	30/06/2022	30/06/2022	0.03	(81.71)	69.94	0.00	0.00	11.74	0.00	0.01	69.94	0.00	0.00	0.00
SCG	30/06/2022	30/06/2022	59.29	(109.24)	42.77	0.00	0.00	7.18	0.00	25.41	42.77	0.00	0.00	0.00
Subtotal			59.32	93.48	112.71	0.00	0.00	18.92	284.43	25.42	112.71	0.00	0.00	0.00
Schroder Fixed Income Fund - Wholesale Class														
SCH0028AU	30/09/2021	06/10/2021	0.00	419.88	0.00	0.00	0.00	0.00	419.88	0.00	0.00	0.00	0.00	0.00
SCH0028AU	31/12/2021	07/01/2022	0.00	410.03	0.00	0.00	0.00	0.00	410.03	0.00	0.00	0.00	0.00	0.00
SCH0028AU	31/03/2022	06/04/2022	0.00	381.63	0.00	0.00	0.00	0.00	381.63	0.00	0.00	0.00	0.00	0.00
SCH0028AU	30/06/2022	07/07/2022	0.00	363.51	0.00	0.00	0.00	0.00	363.51	0.00	0.00	0.00	0.00	0.00
SCH0028AU	30/06/2022	30/06/2022	0.00	(1,566.59)	1,555.58	0.00	0.00	11.01	0.00	0.00	1,555.58	0.00	0.00	0.00
Subtotal			0.00	8.46	1,555.58	0.00	0.00	11.01	1,575.05	0.00	1,555.58	0.00	0.00	0.00
Spark Infrastructure Group														
SKI	06/07/2021	15/09/2021	0.00	168.50	0.00	0.00	0.00	0.00	168.50	0.00	0.00	0.00	0.00	0.00
SKI	30/06/2022	30/06/2022	127.16	(138.63)	0.00	11.47	0.00	0.00	0.00	63.48	0.00	0.00	0.00	0.00
Subtotal			127.16	29.87	0.00	11.47	0.00	0.00	168.50	63.48	0.00	0.00	0.00	0.00

Wrap Tax Statement

Financial Year ended 30/06/2022

Schedule 2 - Distributions and dividends

Asset code	Record date	Receipt date	Franked \$	Unfranked / other \$	Non assessable \$	Cost base reductions \$	Capital gains \$	Foreign income \$	Total \$	Franking credits \$	AMIT cost base decrease/ (increase) \$	Exploration credits \$	No TFN withholding tax \$	Non-resident withholding tax \$
Vanguard Australian Fixed Interest Index Fund														
VAN0001AU	30/09/2021	08/10/2021	0.00	283.13	0.00	0.00	0.00	0.00	283.13	0.00	0.00	0.00	0.00	0.00
VAN0001AU	31/12/2021	10/01/2022	0.00	691.82	0.00	0.00	0.00	0.00	691.82	0.00	0.00	0.00	0.00	0.00
VAN0001AU	31/03/2022	07/04/2022	0.00	310.70	0.00	0.00	0.00	0.00	310.70	0.00	0.00	0.00	0.00	0.00
VAN0001AU	30/06/2022	30/06/2022	0.00	(528.09)	488.17	0.00	0.00	39.92	0.00	0.00	488.17	0.00	0.00	0.00
Subtotal			0.00	757.56	488.17	0.00	0.00	39.92	1,285.65	0.00	488.17	0.00	0.00	0.00

Vanguard Balanced Index Fund														
VAN0108AU	30/09/2021	08/10/2021	0.00	825.13	0.00	0.00	0.00	0.00	825.13	0.00	0.00	0.00	0.00	0.00
VAN0108AU	31/12/2021	10/01/2022	0.00	784.47	0.00	0.00	0.00	0.00	784.47	0.00	0.00	0.00	0.00	0.00
VAN0108AU	31/03/2022	07/04/2022	0.00	1,507.57	0.00	0.00	0.00	0.00	1,507.57	0.00	0.00	0.00	0.00	0.00
VAN0108AU	30/06/2022	07/07/2022	0.00	2,697.96	0.00	0.00	0.00	0.00	2,697.96	0.00	0.00	0.00	0.00	0.00
VAN0108AU	30/06/2022	30/06/2022	1,553.34	(5,368.13)	330.42	0.00	2,909.22	575.15	0.00	720.25	330.42	0.00	0.00	0.00
Subtotal			1,553.34	447.00	330.42	0.00	2,909.22	575.15	5,815.13	720.25	330.42	0.00	0.00	0.00

Total managed fund and trust distributions			9,527.27	5,059.41	4,790.47	269.92	24,303.86	7,319.77	51,270.70	4,709.81	(1,403.68)	0.00	0.00	0.00
---	--	--	-----------------	-----------------	-----------------	---------------	------------------	-----------------	------------------	-----------------	-------------------	-------------	-------------	-------------

* The amount of attributable income declared by the Attribution Managed Investment Trust (AMIT) was greater than the amount received in cash for the financial year. Generally, there will be a corresponding upward AMIT adjustment which we apply through an end of year income adjustment.

Section 2 - Dividends

Adairs Limited														
ADH	07/09/2021	23/09/2021	142.60	0.00	0.00	0.00	0.00	0.00	142.60	61.11	0.00	0.00	0.00	0.00
ADH	22/03/2022	14/04/2022	114.08	0.00	0.00	0.00	0.00	0.00	114.08	48.89	0.00	0.00	0.00	0.00
Subtotal			256.68	0.00	0.00	0.00	0.00	0.00	256.68	110.00	0.00	0.00	0.00	0.00

Ancor PLC CDI														
AMC	06/09/2021	28/09/2021	0.00	147.51	0.00	0.00	0.00	0.00	147.51	0.00	0.00	0.00	0.00	0.00
AMC	22/11/2021	14/12/2021	0.00	148.25	0.00	0.00	0.00	0.00	148.25	0.00	0.00	0.00	0.00	0.00

Wrap Tax Statement

Financial Year ended 30/06/2022



Schedule 2 - Distributions and dividends

Asset code	Record date	Receipt date	Franked \$	Unfranked / other \$	Non assessable \$	Cost base reductions \$	Capital gains \$	Foreign income \$	Total \$	Franking credits \$	AMIT cost base decrease/ (increase) \$	Exploration credits \$	No TFN withholding tax \$	Non-resident withholding tax \$
AMC	22/11/2021	14/12/2021	0.00	(148.25)	0.00	0.00	0.00	148.25	0.00	0.00	0.00	0.00	0.00	0.00
AMC	06/09/2021	28/09/2021	0.00	(147.51)	0.00	0.00	0.00	147.51	0.00	0.00	0.00	0.00	0.00	0.00
AMC	21/02/2022	15/03/2022	0.00	0.00	0.00	0.00	0.00	156.03	156.03	0.00	0.00	0.00	0.00	0.00
AMC	23/05/2022	14/06/2022	0.00	0.00	0.00	0.00	0.00	154.45	154.45	0.00	0.00	0.00	0.00	0.00
Subtotal			0.00	0.00	0.00	0.00	0.00	606.24	606.24	0.00	0.00	0.00	0.00	0.00

Aurizon Holdings Limited

AZJ	20/08/2021	22/09/2021	203.11	87.04	0.00	0.00	0.00	0.00	290.15	87.04	0.00	0.00	0.00	0.00
AZJ	25/02/2022	30/03/2022	200.99	10.58	0.00	0.00	0.00	0.00	211.57	86.14	0.00	0.00	0.00	0.00
Subtotal			404.10	97.62	0.00	0.00	0.00	0.00	501.72	173.18	0.00	0.00	0.00	0.00

BHP Group Limited

BHP	01/09/2021	21/09/2021	1,422.80	0.00	0.00	0.00	0.00	0.00	1,422.80	609.78	0.00	0.00	0.00	0.00
BHP	23/02/2022	28/03/2022	1,067.33	0.00	0.00	0.00	0.00	0.00	1,067.33	457.43	0.00	0.00	0.00	0.00
BHP	26/05/2022	01/06/2022	2,767.68	0.00	0.00	0.00	0.00	0.00	2,767.68	1,186.15	0.00	0.00	0.00	0.00
Subtotal			5,257.81	0.00	0.00	0.00	0.00	0.00	5,257.81	2,253.36	0.00	0.00	0.00	0.00

Challenger Limited

CGF	29/08/2021	22/09/2021	87.99	0.00	0.00	0.00	0.00	0.00	87.99	37.71	0.00	0.00	0.00	0.00
Subtotal			87.99	0.00	0.00	0.00	0.00	0.00	87.99	37.71	0.00	0.00	0.00	0.00

Coles Group Limited

COL	25/08/2021	28/09/2021	148.40	0.00	0.00	0.00	0.00	0.00	148.40	63.60	0.00	0.00	0.00	0.00
COL	02/03/2022	31/03/2022	174.90	0.00	0.00	0.00	0.00	0.00	174.90	74.96	0.00	0.00	0.00	0.00
Subtotal			323.30	0.00	0.00	0.00	0.00	0.00	323.30	138.56	0.00	0.00	0.00	0.00

Commonwealth Bank of Australia

CBA	16/08/2021	29/09/2021	412.00	0.00	0.00	0.00	0.00	0.00	412.00	176.57	0.00	0.00	0.00	0.00
CBA	15/02/2022	30/03/2022	360.50	0.00	0.00	0.00	0.00	0.00	360.50	154.50	0.00	0.00	0.00	0.00
Subtotal			772.50	0.00	0.00	0.00	0.00	0.00	772.50	331.07	0.00	0.00	0.00	0.00

Downer EDI Ltd

Wrap Tax Statement

Financial Year ended 30/06/2022



Schedule 2 - Distributions and dividends

Asset code	Record date	Receipt date	Franked \$	Unfranked / other \$	Non assessable \$	Cost base reductions \$	Capital gains \$	Foreign income \$	Total \$	Franking credits \$	AMIT cost base decrease/ (increase) \$	Exploration credits \$	No TFN withholding tax \$	Non-resident withholding tax \$
DOW	24/08/2021	23/09/2021	0.00	141.00	0.00	0.00	0.00	0.00	141.00	0.00	0.00	0.00	0.00	0.00
Subtotal			0.00	141.00	0.00	0.00	0.00	0.00	141.00	0.00	0.00	0.00	0.00	0.00
Inghams Group Limited														
ING	15/09/2021	06/10/2021	159.48	0.00	0.00	0.00	0.00	0.00	159.48	68.35	0.00	0.00	0.00	0.00
ING	17/03/2022	07/04/2022	115.18	0.00	0.00	0.00	0.00	0.00	115.18	49.37	0.00	0.00	0.00	0.00
Subtotal			274.66	0.00	0.00	0.00	0.00	0.00	274.66	117.72	0.00	0.00	0.00	0.00
Insurance Australia Group Ltd														
IAG	15/02/2022	24/03/2022	0.00	87.12	0.00	0.00	0.00	0.00	87.12	0.00	0.00	0.00	0.00	0.00
Subtotal			0.00	87.12	0.00	0.00	0.00	0.00	87.12	0.00	0.00	0.00	0.00	0.00
National Australia Bank Ltd														
NAB	12/05/2021	02/07/2021	646.20	0.00	0.00	0.00	0.00	0.00	646.20	276.94	0.00	0.00	0.00	0.00
NAB	14/11/2021	15/12/2021	628.46	0.00	0.00	0.00	0.00	0.00	628.46	269.34	0.00	0.00	0.00	0.00
Subtotal			1,274.66	0.00	0.00	0.00	0.00	0.00	1,274.66	546.28	0.00	0.00	0.00	0.00
Nine Entertainment Co. Holdings Limited														
NEC	08/09/2021	20/10/2021	179.08	0.00	0.00	0.00	0.00	0.00	179.08	76.75	0.00	0.00	0.00	0.00
NEC	02/03/2022	21/04/2022	227.92	0.00	0.00	0.00	0.00	0.00	227.92	97.68	0.00	0.00	0.00	0.00
Subtotal			407.00	0.00	0.00	0.00	0.00	0.00	407.00	174.43	0.00	0.00	0.00	0.00
PACT Group Holdings Limited														
PGH	23/02/2022	06/04/2022	44.36	23.89	0.00	0.00	0.00	0.00	68.25	19.01	0.00	0.00	0.00	0.00
Subtotal			44.36	23.89	0.00	0.00	0.00	0.00	68.25	19.01	0.00	0.00	0.00	0.00
Perenti Global Limited														
PRN	04/10/2021	20/10/2021	0.00	137.88	0.00	0.00	0.00	0.00	137.88	0.00	0.00	0.00	0.00	0.00
Subtotal			0.00	137.88	0.00	0.00	0.00	0.00	137.88	0.00	0.00	0.00	0.00	0.00
QBE Insurance Group Ltd														
QBE	18/08/2021	24/09/2021	9.45	85.04	0.00	0.00	0.00	0.00	94.49	4.05	0.00	0.00	0.00	0.00

Wrap Tax Statement

Financial Year ended 30/06/2022



Schedule 2 - Distributions and dividends

Asset code	Record date	Receipt date	Franked \$	Unfranked / other \$	Non assessable \$	Cost base reductions \$	Capital gains \$	Foreign income \$	Total \$	Franking credits \$	AMIT cost base decrease/ (increase) \$	Exploration credits \$	No TFN withholding tax \$	Non-resident withholding tax \$
QBE	04/03/2022	12/04/2022	16.32	146.89	0.00	0.00	0.00	0.00	163.21	6.99	0.00	0.00	0.00	0.00
Subtotal			25.77	231.93	0.00	0.00	0.00	0.00	257.70	11.04	0.00	0.00	0.00	0.00
Regis Resources NL														
RRL	10/09/2021	28/09/2021	82.62	0.00	0.00	0.00	0.00	0.00	82.62	35.40	0.00	0.00	0.00	0.00
Subtotal			82.62	0.00	0.00	0.00	0.00	0.00	82.62	35.40	0.00	0.00	0.00	0.00
Rio Tinto Ltd														
RIO	11/08/2021	23/09/2021	342.03	0.00	0.00	0.00	0.00	0.00	342.03	146.58	0.00	0.00	0.00	0.00
RIO	09/03/2022	21/04/2022	490.50	0.00	0.00	0.00	0.00	0.00	490.50	210.21	0.00	0.00	0.00	0.00
Subtotal			832.53	0.00	0.00	0.00	0.00	0.00	832.53	356.79	0.00	0.00	0.00	0.00
Smartgroup Corporation Limited														
SIQ	02/09/2021	16/09/2021	142.80	0.00	0.00	0.00	0.00	0.00	142.80	61.20	0.00	0.00	0.00	0.00
SIQ	09/03/2022	23/03/2022	399.84	0.00	0.00	0.00	0.00	0.00	399.84	171.36	0.00	0.00	0.00	0.00
Subtotal			542.64	0.00	0.00	0.00	0.00	0.00	542.64	232.56	0.00	0.00	0.00	0.00
Sonic Healthcare Ltd														
SHL	06/09/2021	22/09/2021	119.05	64.10	0.00	0.00	0.00	0.00	183.15	51.02	0.00	0.00	0.00	0.00
SHL	07/03/2022	23/03/2022	133.20	0.00	0.00	0.00	0.00	0.00	133.20	57.09	0.00	0.00	0.00	0.00
Subtotal			252.25	64.10	0.00	0.00	0.00	0.00	316.35	108.11	0.00	0.00	0.00	0.00
Super Retail Group Limited														
SUL	20/08/2021	07/10/2021	355.30	0.00	0.00	0.00	0.00	0.00	355.30	152.27	0.00	0.00	0.00	0.00
SUL	06/03/2022	14/04/2022	174.42	0.00	0.00	0.00	0.00	0.00	174.42	74.75	0.00	0.00	0.00	0.00
Subtotal			529.72	0.00	0.00	0.00	0.00	0.00	529.72	227.02	0.00	0.00	0.00	0.00
Telstra Corporation Limited														
TLS	24/08/2021	23/09/2021	351.84	0.00	0.00	0.00	0.00	0.00	351.84	150.78	0.00	0.00	0.00	0.00
TLS	01/03/2022	01/04/2022	351.84	0.00	0.00	0.00	0.00	0.00	351.84	150.79	0.00	0.00	0.00	0.00
Subtotal			703.68	0.00	0.00	0.00	0.00	0.00	703.68	301.57	0.00	0.00	0.00	0.00

Wrap Tax Statement

Financial Year ended 30/06/2022



Schedule 2 - Distributions and dividends

Asset code	Record date	Receipt date	Franked \$	Unfranked / other \$	Non assessable \$	Cost base reductions \$	Capital gains \$	Foreign income \$	Total \$	Franking credits \$	AMIT cost base decrease/ (increase) \$	Exploration credits \$	No TFN withholding tax \$	Non-resident withholding tax \$
Westpac Banking Corporation														
WBC	04/11/2021	21/12/2021	523.80	0.00	0.00	0.00	0.00	0.00	523.80	224.48	0.00	0.00	0.00	0.00
WBC	18/05/2022	24/06/2022	532.53	0.00	0.00	0.00	0.00	0.00	532.53	228.22	0.00	0.00	0.00	0.00
Subtotal			1,056.33	0.00	0.00	0.00	0.00	0.00	1,056.33	452.70	0.00	0.00	0.00	0.00
Woodside Petroleum Ltd														
WPL	29/08/2021	24/09/2021	178.08	0.00	0.00	0.00	0.00	0.00	178.08	76.33	0.00	0.00	0.00	0.00
WPL	23/02/2022	23/03/2022	634.33	0.00	0.00	0.00	0.00	0.00	634.33	271.85	0.00	0.00	0.00	0.00
Subtotal			812.41	0.00	0.00	0.00	0.00	0.00	812.41	348.18	0.00	0.00	0.00	0.00
Worley Limited														
WOR	30/08/2021	29/09/2021	0.00	152.50	0.00	0.00	0.00	0.00	152.50	0.00	0.00	0.00	0.00	0.00
WOR	27/02/2022	30/03/2022	0.00	152.50	0.00	0.00	0.00	0.00	152.50	0.00	0.00	0.00	0.00	0.00
Subtotal			0.00	305.00	0.00	0.00	0.00	0.00	305.00	0.00	0.00	0.00	0.00	0.00
Total dividends			13,941.01	1,088.54	0.00	0.00	0.00	606.24	15,635.79	5,974.69	0.00	0.00	0.00	0.00
Section 3 - Investment Related Income														
Netwealth Investor Rewards Payment														
		24/08/2021	0.00	68.03	0.00	0.00	0.00	0.00	68.03	0.00	0.00	0.00	0.00	0.00
		22/11/2021	0.00	67.86	0.00	0.00	0.00	0.00	67.86	0.00	0.00	0.00	0.00	0.00
		15/02/2022	0.00	46.55	0.00	0.00	0.00	0.00	46.55	0.00	0.00	0.00	0.00	0.00
		16/05/2022	0.00	44.60	0.00	0.00	0.00	0.00	44.60	0.00	0.00	0.00	0.00	0.00
Subtotal			0.00	227.04	0.00	0.00	0.00	0.00	227.04	0.00	0.00	0.00	0.00	0.00
Total investment related income			0.00	227.04	0.00	0.00	0.00	0.00	227.04	0.00	0.00	0.00	0.00	0.00

Where franked or foreign income is displayed as a negative, franking credits, and/or foreign credits exceed the attributed amount of franked income, or foreign income based on the information and tax components provided by the Fund Manager.

Wrap Tax Statement

Financial Year ended 30/06/2022



Schedule 3 - Capital gains distributions from a trust

Asset	Record date	Receipt date	Discounted capital gains TARP \$	Discounted capital gains NTARP \$	Concessional capital gains \$	Other capital gains TARP \$	Other capital gains NTARP \$	Discounted foreign capital gains \$	Other foreign capital gains \$	Total \$
APN AREIT Fund										
APN0008AU	30/06/2022	30/06/2022	65.24	403.42	468.66	0.00	2.10	0.00	0.00	939.42
			65.24	403.42	468.66	0.00	2.10	0.00	0.00	939.42
Australian Unity Property Income Fund										
YOC0100AU	30/06/2022	30/06/2022	170.80	72.33	243.13	15.98	4.97	0.00	0.00	507.21
			170.80	72.33	243.13	15.98	4.97	0.00	0.00	507.21
Bennelong ex-20 Australian Equities Fund										
BFL0004AU	30/06/2022	30/06/2022	0.00	297.30	297.30	0.00	0.00	0.00	0.00	594.60
			0.00	297.30	297.30	0.00	0.00	0.00	0.00	594.60
Centuria Office REIT										
COF	30/06/2022	30/06/2022	14.09	0.00	14.09	0.00	0.00	0.00	0.00	28.18
			14.09	0.00	14.09	0.00	0.00	0.00	0.00	28.18
GPT Group										
GPT	30/06/2022	30/06/2022	22.27	0.00	22.27	0.00	0.00	0.00	0.00	44.54
			22.27	0.00	22.27	0.00	0.00	0.00	0.00	44.54
Magellan Global Fund - Open Class										
MGE0001AU	30/06/2022	30/06/2022	0.00	4,250.58	4,250.58	0.00	0.00	0.00	0.00	8,501.16
			0.00	4,250.58	4,250.58	0.00	0.00	0.00	0.00	8,501.16
MFS Global Equity Trust										
MIA0001AU	30/06/2022	30/06/2022	0.00	3,642.81	3,642.81	0.00	0.00	0.00	0.00	7,285.62
			0.00	3,642.81	3,642.81	0.00	0.00	0.00	0.00	7,285.62
Platinum Asia Fund - Class C										
PLA0004AU	30/06/2022	30/06/2022	0.00	822.74	821.22	0.00	0.00	0.00	0.00	1,643.96
			0.00	822.74	821.22	0.00	0.00	0.00	0.00	1,643.96
Resolution Capital Global Property Securities Fund										

Wrap Tax Statement

Financial Year ended 30/06/2022



Schedule 3 - Capital gains distributions from a trust

Asset	Record date	Receipt date	Discounted capital gains TARP \$	Discounted capital gains NTARP \$	Concessional capital gains \$	Other capital gains TARP \$	Other capital gains NTARP \$	Discounted foreign capital gains \$	Other foreign capital gains \$	Total \$
WHT0015AU	30/06/2022	30/06/2022	9.28	181.08	190.36	0.00	0.00	0.00	0.00	380.72
			9.28	181.08	190.36	0.00	0.00	0.00	0.00	380.72
Russell Inv Balanced Fund - Class A										
RIM0001AU	30/06/2022	30/06/2022	8.76	726.05	734.42	0.00	0.00	0.00	0.00	1,469.23
			8.76	726.05	734.42	0.00	0.00	0.00	0.00	1,469.23
Vanguard Balanced Index Fund										
VAN0108AU	30/06/2022	30/06/2022	0.00	1,454.61	1,454.61	0.00	0.00	0.00	0.00	2,909.22
			0.00	1,454.61	1,454.61	0.00	0.00	0.00	0.00	2,909.22
Total capital gains distributions from a trust			290.44	11,850.92	12,139.45	15.98	7.07	0.00	0.00	24,303.86

Wrap Tax Statement

Financial Year ended 30/06/2022



Schedule 4 - Foreign source income

Asset	Record date	Receipt date	Foreign income \$	Foreign capital gains income \$	Foreign tax offset \$	Aust franking credits from NZ company \$	No TFN withholding tax \$	Non-resident withholding tax \$
Section 1 - Managed Fund and Trust Distributions								
APN AREIT Fund								
APN0008AU	30/06/2022	30/06/2022	16.34	0.00	1.05	0.00	0.00	0.00
Subtotal			16.34	0.00	1.05	0.00	0.00	0.00
Atlas Arteria								
ALX	23/09/2021	05/10/2021	181.19	0.00	0.00	0.00	0.00	0.00
ALX	21/03/2022	31/03/2022	239.64	0.00	0.00	0.00	0.00	0.00
Subtotal			420.83	0.00	0.00	0.00	0.00	0.00
Australian Unity Property Income Fund								
YOC0100AU	30/06/2022	30/06/2022	2.79	0.00	0.00	0.00	0.00	0.00
Subtotal			2.79	0.00	0.00	0.00	0.00	0.00
Bennelong ex-20 Australian Equities Fund								
BFL0004AU	30/06/2022	30/06/2022	55.21	0.00	7.81	0.00	0.00	0.00
Subtotal			55.21	0.00	7.81	0.00	0.00	0.00
First Sentier Wholesale Equity Income Fund								
FSF0961AU	30/06/2022	30/06/2022	30.03	0.00	10.45	0.00	0.00	0.00
Subtotal			30.03	0.00	10.45	0.00	0.00	0.00
iShares S&P/ASX 20 ETF								
ILC	30/06/2022	30/06/2022	3.24	0.00	0.00	0.00	0.00	0.00
Subtotal			3.24	0.00	0.00	0.00	0.00	0.00
Macquarie Income Opportunities Fund								
MAQ0277AU	30/06/2022	30/06/2022	518.42	0.00	0.59	0.00	0.00	0.00
Subtotal			518.42	0.00	0.59	0.00	0.00	0.00
Magellan Global Fund - Open Class								
MGE0001AU	30/06/2022	30/06/2022	297.44	0.00	129.89	0.00	0.00	0.00

Wrap Tax Statement

Financial Year ended 30/06/2022



Schedule 4 - Foreign source income

Asset	Record date	Receipt date	Foreign income \$	Foreign capital gains income \$	Foreign tax offset \$	Aust franking credits from NZ company \$	No TFN withholding tax \$	Non-resident withholding tax \$
Subtotal			297.44	0.00	129.89	0.00	0.00	0.00
MFS Global Equity Trust								
MIA0001AU	30/06/2022	30/06/2022	607.99	0.00	143.29	0.00	0.00	0.00
Subtotal			607.99	0.00	143.29	0.00	0.00	0.00
Partners Group Global Value Fund (AUD) Wholesale								
ETL0276AU	30/06/2022	30/06/2022	615.65	0.00	0.00	0.00	0.00	0.00
Subtotal			615.65	0.00	0.00	0.00	0.00	0.00
Platinum Asia Fund - Class C								
PLA0004AU	30/06/2022	30/06/2022	2,320.37	0.00	100.28	0.00	0.00	0.00
Subtotal			2,320.37	0.00	100.28	0.00	0.00	0.00
Resolution Capital Global Property Securities Fund								
WHT0015AU	30/06/2022	30/06/2022	1,711.60	0.00	220.89	0.00	0.00	0.00
Subtotal			1,711.60	0.00	220.89	0.00	0.00	0.00
Russell Inv Balanced Fund - Class A								
RIM0001AU	30/06/2022	30/06/2022	74.86	0.00	11.17	0.03	0.00	0.00
Subtotal			74.86	0.00	11.17	0.03	0.00	0.00
Scentre Group								
SCG	30/06/2022	30/06/2022	11.74	0.00	0.45	0.00	0.00	0.00
SCG	30/06/2022	30/06/2022	7.18	0.00	0.27	0.00	0.00	0.00
Subtotal			18.92	0.00	0.72	0.00	0.00	0.00
Schroder Fixed Income Fund - Wholesale Class								
SCH0028AU	30/06/2022	30/06/2022	11.01	0.00	0.00	0.00	0.00	0.00
Subtotal			11.01	0.00	0.00	0.00	0.00	0.00
Vanguard Australian Fixed Interest Index Fund								
VAN0001AU	30/06/2022	30/06/2022	39.92	0.00	0.00	0.00	0.00	0.00

Wrap Tax Statement

Financial Year ended 30/06/2022



Schedule 4 - Foreign source income

Asset	Record date	Receipt date	Foreign income \$	Foreign capital gains income \$	Foreign tax offset \$	Aust franking credits from NZ company \$	No TFN withholding tax \$	Non-resident withholding tax \$
Subtotal			39.92	0.00	0.00	0.00	0.00	0.00
Vanguard Balanced Index Fund								
VAN0108AU	30/06/2022	30/06/2022	575.15	0.00	94.77	0.00	0.00	0.00
Subtotal			575.15	0.00	94.77	0.00	0.00	0.00
Total managed fund and trust distributions			7,319.77	0.00	720.91	0.03	0.00	0.00

Section 2 - Dividends

Amcor PLC CDI								
AMC	06/09/2021	28/09/2021	147.51	0.00	0.00	0.00	0.00	0.00
AMC	22/11/2021	14/12/2021	148.25	0.00	0.00	0.00	0.00	0.00
AMC	21/02/2022	15/03/2022	156.03	0.00	0.00	0.00	0.00	0.00
AMC	23/05/2022	14/06/2022	154.45	0.00	0.00	0.00	0.00	0.00
Subtotal			606.24	0.00	0.00	0.00	0.00	0.00
Total dividends			606.24	0.00	0.00	0.00	0.00	0.00

Summary of foreign source income

	Foreign income \$	Foreign tax offset \$	Gross foreign source income \$
Managed fund and trust distributions	7,319.77	720.91	8,040.68
Dividends	606.24	0.00	606.24
Discount and other capital gains	0.00	1.92	0.00
Total	7,926.01	722.83	8,646.92

There is a limit to the quantum of foreign income tax offsets that may be claimed, including instances where a foreign tax offset relates to a discounted capital gain. Please seek independent tax advice.

Wrap Tax Statement

Financial Year ended 30/06/2022



Foreign tax withheld on discount and other capital gains

Asset code		Foreign tax offset on discount capital gains \$	Foreign tax offset on other capital gains \$	Foreign tax offset on capital gains \$
PLA0004AU	Platinum Asia Fund - Class C	1.52	0.00	1.52
RIM0001AU	Russell Inv Balanced Fund - Class A	0.40	0.00	0.40
Total		1.92	0.00	1.92

Wrap Tax Statement

Financial Year ended 30/06/2022



Schedule 5 - Deductions and expenses

Expense	Effective date	Deductible \$	Non-deductible \$	Total \$
Administration Costs				
Administration Costs	31/07/2021	193.15	0.00	193.15
Administration Costs	30/09/2021	188.35	0.00	188.35
Administration Costs	31/08/2021	194.81	0.00	194.81
Administration Costs	31/10/2021	193.70	0.00	193.70
Administration Costs	31/03/2022	190.90	0.00	190.90
Administration Costs	30/11/2021	187.79	0.00	187.79
Administration Costs	31/01/2022	193.46	0.00	193.46
Administration Costs	31/12/2021	194.18	0.00	194.18
Administration Costs	13/04/2022	80.25	0.00	80.25
Administration Costs	28/02/2022	173.57	0.00	173.57
Administration Costs	30/04/2022	104.65	0.00	104.65
Administration Costs	30/06/2022	180.75	0.00	180.75
Administration Costs	31/05/2022	188.97	0.00	188.97
Subtotal		2,264.53	0.00	2,264.53
Investment Management Fee				
Investment Management Fee	31/07/2021	179.30	0.00	179.30
Investment Management Fee	30/09/2021	182.71	0.00	182.71
Investment Management Fee	30/11/2021	181.86	0.00	181.86
Investment Management Fee	31/08/2021	191.31	0.00	191.31
Investment Management Fee	31/12/2021	187.76	0.00	187.76
Investment Management Fee	31/03/2022	193.03	0.00	193.03
Investment Management Fee	31/01/2022	190.19	0.00	190.19
Investment Management Fee	30/04/2022	195.87	0.00	195.87
Investment Management Fee	30/06/2022	183.77	0.00	183.77
Investment Management Fee	28/02/2022	172.92	0.00	172.92
Investment Management Fee	31/05/2022	198.50	0.00	198.50
Investment Management Fee	31/10/2021	191.79	0.00	191.79
Subtotal		2,249.01	0.00	2,249.01

netwealth Rebate compensation

Wrap Tax Statement

Financial Year ended 30/06/2022



Schedule 5 - Deductions and expenses				
Expense	Effective date	Deductible \$	Non-deductible \$	Total \$
netwealth Rebate compensation	02/09/2021	(711.00)	0.00	(711.00)
Subtotal		(711.00)	0.00	(711.00)
Ongoing Advice Fee (Flat Adv - Wrap Service)				
Ongoing Advice Fee (Flat Adv)	31/07/2021	442.15	0.00	442.15
Ongoing Advice Fee (Flat Adv)	31/08/2021	442.15	0.00	442.15
Ongoing Advice Fee (Flat Adv)	30/09/2021	459.15	0.00	459.15
Ongoing Advice Fee (Flat Adv)	31/10/2021	459.15	0.00	459.15
Ongoing Advice Fee (Flat Adv)	30/11/2021	459.15	0.00	459.15
Ongoing Advice Fee (Flat Adv)	31/01/2022	459.15	0.00	459.15
Ongoing Advice Fee (Flat Adv)	31/03/2022	459.15	0.00	459.15
Ongoing Advice Fee (Flat Adv)	30/04/2022	459.16	0.00	459.16
Ongoing Advice Fee (Flat Adv)	28/02/2022	459.15	0.00	459.15
Ongoing Advice Fee (Flat Adv)	30/06/2022	446.49	0.00	446.49
Ongoing Advice Fee (Flat Adv)	31/05/2022	459.15	0.00	459.15
Ongoing Advice Fee (Flat Adv)	31/12/2021	459.15	0.00	459.15
Subtotal		5,463.15	0.00	5,463.15
Total deductions and expenses		9,265.69	0.00	9,265.69

The Netwealth Wrap Service is registered as a GST entity with the ATO. Accordingly, where fees are charged to your account (e.g. advice fee, administration fees, etc) Netwealth as operator of the Netwealth Wrap Service will claim a GST reduced input tax credit (RITC). This will effectively reduce the fee charged to your account by the amount of the RITC. Because of this you cannot claim any GST input tax credits or RITCs in respect of advice, administration or any other fees charged to your account in the Wrap service. This is irrespective of whether you are registered for GST in your own right.

Wrap Tax Statement

Financial Year ended 30/06/2022



Schedule 6 - Realised gains/losses

Asset	Units	Acquisition date	Disposal date	Cost base \$	Additional costs \$	Cost base reduction \$	AMIT cost base decrease/ (increase) \$	Adjusted cost \$	Indexed cost base \$	Proceeds \$	Capital gain/(loss) \$	Income / (deduction) \$	Method
Section 1 - Income gains/losses													
No transactions are recorded during this financial year period.													
Section 2 - Realised capital gains/losses													
Adairs Limited													
ADH	1264	30/07/2021	08/04/2022	5,286.55	13.54	0.00	0.00	5,300.09	0.00	3,738.53	(1,561.56)	0.00	Loss
ADH	162	02/08/2021	08/04/2022	673.05	1.73	0.00	0.00	674.78	0.00	479.15	(195.63)	0.00	Loss
Subtotal				5,959.60	15.27	0.00	0.00	5,974.87	0.00	4,217.68	(1,757.19)	0.00	
Amcor PLC CDI													
AMC	93	19/03/2018	19/07/2021	1,330.50	4.16	0.00	0.00	1,334.66	0.00	1,438.60	103.94	0.00	Discount
AMC	40	08/08/2018	19/07/2021	560.42	1.77	0.00	0.00	562.19	0.00	618.75	56.56	0.00	Discount
Subtotal				1,890.92	5.93	0.00	0.00	1,896.85	0.00	2,057.35	160.50	0.00	
APA Group													
APA	93	18/12/2020	19/07/2021	956.44	2.78	44.04	0.00	915.18	0.00	900.53	(14.65)	0.00	Loss
Subtotal				956.44	2.78	44.04	0.00	915.18	0.00	900.53	(14.65)	0.00	
Aurizon Holdings Limited													
AZJ	291	26/03/2020	19/07/2021	1,246.67	3.56	0.00	0.00	1,250.23	0.00	1,124.51	(125.72)	0.00	Loss
Subtotal				1,246.67	3.56	0.00	0.00	1,250.23	0.00	1,124.51	(125.72)	0.00	
Bennelong ex-20 Australian Equities Fund													
BFL0004AU	3199.590452	28/10/2011	19/07/2021	3,876.30	0.00	62.19	18.29	3,795.82	0.00	10,000.00	6,204.18	0.00	Discount
Subtotal				3,876.30	0.00	62.19	18.29	3,795.82	0.00	10,000.00	6,204.18	0.00	
BHP Group Limited													
BHP	77	08/08/2018	19/07/2021	2,611.72	9.75	0.00	0.00	2,621.47	0.00	3,889.19	1,267.72	0.00	Discount
BHP	11	02/08/2021	02/02/2022	590.07	1.64	0.00	0.00	591.71	0.00	502.34	(89.37)	0.00	Loss
Subtotal				3,201.79	11.39	0.00	0.00	3,213.18	0.00	4,391.53	1,178.35	0.00	

Wrap Tax Statement

Financial Year ended 30/06/2022



Schedule 6 - Realised gains/losses

Asset	Units	Acquisition date	Disposal date	Cost base \$	Additional costs \$	Cost base reduction \$	AMIT cost base decrease/ (increase) \$	Adjusted cost \$	Indexed cost base \$	Proceeds \$	Capital gain/(loss) \$	Income / (deduction) \$	Method
Centuria Office REIT													
COF	422	14/10/2020	19/07/2021	882.28	2.87	0.00	41.03	844.12	0.00	1,034.28	190.16	0.00	Non-Discount
Subtotal				882.28	2.87	0.00	41.03	844.12	0.00	1,034.28	190.16	0.00	
Challenger Limited													
CGF	120	22/05/2020	19/07/2021	556.18	1.84	0.00	0.00	558.02	0.00	675.04	117.02	0.00	Discount
CGF	12	22/05/2020	21/09/2021	55.62	0.19	0.00	0.00	55.81	0.00	73.64	17.83	0.00	Discount
CGF	711	04/06/2020	21/09/2021	3,634.49	11.99	0.00	0.00	3,646.48	0.00	4,362.97	716.49	0.00	Discount
CGF	115	02/08/2021	21/09/2021	657.77	2.05	0.00	0.00	659.82	0.00	705.69	45.87	0.00	Non-Discount
Subtotal				4,904.06	16.07	0.00	0.00	4,920.13	0.00	5,817.34	897.21	0.00	
Coles Group Limited													
COL	77	16/03/2021	19/07/2021	1,206.43	3.80	0.00	0.00	1,210.23	0.00	1,323.55	113.32	0.00	Non-Discount
Subtotal				1,206.43	3.80	0.00	0.00	1,210.23	0.00	1,323.55	113.32	0.00	
Commonwealth Bank of Australia													
CBA	29	08/08/2018	19/07/2021	2,168.30	7.49	0.00	0.00	2,175.79	0.00	2,829.99	654.20	0.00	Discount
Subtotal				2,168.30	7.49	0.00	0.00	2,175.79	0.00	2,829.99	654.20	0.00	
Downer EDI Ltd													
DOW	167	03/03/2020	19/07/2021	996.85	2.86	0.00	0.00	999.71	0.00	903.80	(95.91)	0.00	Loss
DOW	811	03/03/2020	15/10/2021	4,841.02	15.17	0.00	0.00	4,856.19	0.00	5,272.23	416.04	0.00	Discount
DOW	207	21/08/2020	15/10/2021	776.25	2.02	0.00	0.00	778.27	0.00	1,345.69	567.42	0.00	Discount
DOW	157	02/08/2021	15/10/2021	848.79	2.80	0.00	0.00	851.59	0.00	1,020.64	169.05	0.00	Non-Discount
Subtotal				7,462.91	22.85	0.00	0.00	7,485.76	0.00	8,542.36	1,056.60	0.00	
Evolution Mining Limited													
EVN	679	31/10/2019	19/07/2021	2,799.99	8.55	0.00	0.00	2,808.54	0.00	2,902.39	93.85	0.00	Discount
EVN	1148	16/12/2019	19/07/2021	4,092.85	13.50	0.00	0.00	4,106.35	0.00	4,907.12	800.77	0.00	Discount
EVN	735	25/03/2021	19/07/2021	3,227.02	9.56	0.00	0.00	3,236.58	0.00	3,141.76	(94.82)	0.00	Loss
Subtotal				10,119.86	31.61	0.00	0.00	10,151.47	0.00	10,951.27	799.80	0.00	

Wrap Tax Statement

Financial Year ended 30/06/2022



Schedule 6 - Realised gains/losses

Asset	Units	Acquisition date	Disposal date	Cost base \$	Additional costs \$	Cost base reduction \$	AMIT cost base decrease/ (increase) \$	Adjusted cost \$	Indexed cost base \$	Proceeds \$	Capital gain/(loss) \$	Income / (deduction) \$	Method
GPT Group													
GPT	174	28/08/2019	19/07/2021	1,096.80	2.88	0.00	13.70	1,085.98	0.00	820.84	(265.14)	0.00	Loss
Subtotal				1,096.80	2.88	0.00	13.70	1,085.98	0.00	820.84	(265.14)	0.00	
Inghams Group Limited													
ING	255	31/10/2019	19/07/2021	788.28	2.67	0.00	0.00	790.95	0.00	991.24	200.29	0.00	Discount
ING	1527	31/10/2019	08/04/2022	4,720.41	13.96	0.00	0.00	4,734.37	0.00	4,582.53	(151.84)	0.00	Loss
ING	245	02/08/2021	08/04/2022	926.08	2.49	0.00	0.00	928.57	0.00	735.24	(193.33)	0.00	Loss
Subtotal				6,434.77	19.12	0.00	0.00	6,453.89	0.00	6,309.01	(144.88)	0.00	
Magellan Global Fund - Open Class													
MGE0001AU	3618.992472	23/06/2020	19/07/2021	9,559.57	0.00	0.00	(593.72)	10,153.29	0.00	10,000.00	(153.29)	0.00	Loss
Subtotal				9,559.57	0.00	0.00	(593.72)	10,153.29	0.00	10,000.00	(153.29)	0.00	
National Australia Bank Ltd													
NAB	116	08/08/2018	19/07/2021	3,219.62	9.29	0.00	0.00	3,228.91	0.00	2,973.98	(254.93)	0.00	Loss
NAB	20	25/10/2019	19/07/2021	583.55	1.65	0.00	0.00	585.20	0.00	512.76	(72.44)	0.00	Loss
NAB	19	25/10/2019	02/02/2022	554.38	1.62	0.00	0.00	556.00	0.00	529.90	(26.10)	0.00	Loss
Subtotal				4,357.55	12.56	0.00	0.00	4,370.11	0.00	4,016.64	(353.47)	0.00	
Nine Entertainment Co. Holdings Limited													
NEC	465	02/10/2020	19/07/2021	809.20	3.08	0.00	0.00	812.28	0.00	1,247.69	435.41	0.00	Non-Discount
Subtotal				809.20	3.08	0.00	0.00	812.28	0.00	1,247.69	435.41	0.00	
PACT Group Holdings Limited													
PGH	1950	15/10/2021	28/03/2022	6,068.79	15.64	0.00	0.00	6,084.43	0.00	4,360.59	(1,723.84)	0.00	Loss
Subtotal				6,068.79	15.64	0.00	0.00	6,084.43	0.00	4,360.59	(1,723.84)	0.00	
Perenti Global Limited													
PRN	961	21/07/2020	19/07/2021	1,215.48	3.10	0.00	0.00	1,218.58	0.00	851.16	(367.42)	0.00	Loss
PRN	2581	21/07/2020	07/03/2022	3,264.45	7.80	0.00	0.00	3,272.25	0.00	1,935.75	(1,336.50)	0.00	Loss

Wrap Tax Statement

Financial Year ended 30/06/2022



Schedule 6 - Realised gains/losses

Asset	Units	Acquisition date	Disposal date	Cost base \$	Additional costs \$	Cost base reduction \$	AMIT cost base decrease/ (increase) \$	Adjusted cost \$	Indexed cost base \$	Proceeds \$	Capital gain/(loss) \$	Income / (deduction) \$	Method
PRN	3407	30/03/2021	07/03/2022	3,425.06	8.98	0.00	0.00	3,434.04	0.00	2,555.25	(878.79)	0.00	Loss
PRN	906	02/08/2021	07/03/2022	844.57	2.29	0.00	0.00	846.86	0.00	679.50	(167.36)	0.00	Loss
Subtotal				8,749.56	22.17	0.00	0.00	8,771.73	0.00	6,021.66	(2,750.07)	0.00	
QBE Insurance Group Ltd													
QBE	122	17/06/2021	19/07/2021	1,402.72	4.04	0.00	0.00	1,406.76	0.00	1,292.48	(114.28)	0.00	Loss
Subtotal				1,402.72	4.04	0.00	0.00	1,406.76	0.00	1,292.48	(114.28)	0.00	
Regis Resources NL													
RRL	2420	19/07/2021	08/04/2022	6,319.59	16.86	0.00	0.00	6,336.45	0.00	4,921.07	(1,415.38)	0.00	Loss
RRL	334	02/08/2021	08/04/2022	883.36	2.35	0.00	0.00	885.71	0.00	679.19	(206.52)	0.00	Loss
Subtotal				7,202.95	19.21	0.00	0.00	7,222.16	0.00	5,600.26	(1,621.90)	0.00	
Rio Tinto Ltd													
RIO	6	04/08/2020	19/07/2021	630.00	2.10	0.00	0.00	632.10	0.00	767.53	135.43	0.00	Non-Discount
Subtotal				630.00	2.10	0.00	0.00	632.10	0.00	767.53	135.43	0.00	
Scentre Group													
SCG	285	22/09/2020	19/07/2021	606.51	2.01	0.00	(1.58)	610.10	0.00	730.37	120.27	0.00	Non-Discount
Subtotal				606.51	2.01	0.00	(1.58)	610.10	0.00	730.37	120.27	0.00	
Smartgroup Corporation Limited													
SIQ	115	03/03/2020	19/07/2021	763.22	2.38	0.00	0.00	765.60	0.00	829.10	63.50	0.00	Discount
Subtotal				763.22	2.38	0.00	0.00	765.60	0.00	829.10	63.50	0.00	
Sonic Healthcare Ltd													
SHL	46	06/08/2020	19/07/2021	1,525.78	5.04	0.00	0.00	1,530.82	0.00	1,831.30	300.48	0.00	Non-Discount
Subtotal				1,525.78	5.04	0.00	0.00	1,530.82	0.00	1,831.30	300.48	0.00	
Spark Infrastructure Group													
SKI	177	07/06/2018	30/07/2021	383.89	1.30	41.31	0.00	343.88	0.00	477.55	133.67	0.00	Discount
SKI	198	08/08/2018	30/07/2021	459.14	1.49	46.21	0.00	414.42	0.00	534.20	119.78	0.00	Discount

Wrap Tax Statement

Financial Year ended 30/06/2022



Schedule 6 - Realised gains/losses

Asset	Units	Acquisition date	Disposal date	Cost base \$	Additional costs \$	Cost base reduction \$	AMIT cost base decrease/ (increase) \$	Adjusted cost \$	Indexed cost base \$	Proceeds \$	Capital gain/(loss) \$	Income / (deduction) \$	Method
SKI	1152	08/08/2018	27/08/2021	2,671.37	8.90	273.75	0.00	2,406.52	0.00	3,257.51	850.99	0.00	Discount
SKI	1169	12/12/2018	27/08/2021	2,715.82	9.02	225.17	0.00	2,499.67	0.00	3,305.58	805.91	0.00	Discount
SKI	362	02/08/2021	27/08/2021	974.94	3.00	1.55	0.00	976.39	0.00	1,023.63	47.24	0.00	Non-Discount
Subtotal				7,205.16	23.71	587.99	0.00	6,640.88	0.00	8,598.47	1,957.59	0.00	
Super Retail Group Limited													
SUL	93	20/11/2020	19/07/2021	943.49	3.16	0.00	0.00	946.65	0.00	1,159.14	212.49	0.00	Non-Discount
Subtotal				943.49	3.16	0.00	0.00	946.65	0.00	1,159.14	212.49	0.00	
Telstra Corporation Limited													
TLS	627	09/02/2021	19/07/2021	1,974.42	6.50	0.00	0.00	1,980.92	0.00	2,357.21	376.29	0.00	Non-Discount
Subtotal				1,974.42	6.50	0.00	0.00	1,980.92	0.00	2,357.21	376.29	0.00	
Wesfarmers Limited													
WES	22	06/08/2020	19/07/2021	1,014.05	3.49	0.00	0.00	1,017.54	0.00	1,310.80	293.26	0.00	Non-Discount
WES	133	06/08/2020	30/07/2021	6,130.40	21.40	0.00	0.00	6,151.80	0.00	8,131.45	1,979.65	0.00	Non-Discount
Subtotal				7,144.45	24.89	0.00	0.00	7,169.34	0.00	9,442.25	2,272.91	0.00	
Westpac Banking Corporation													
WBC	80	08/08/2018	19/07/2021	2,342.99	6.47	0.00	0.00	2,349.46	0.00	1,972.95	(376.51)	0.00	Loss
WBC	46	05/02/2019	19/07/2021	1,228.22	3.54	0.00	0.00	1,231.76	0.00	1,134.45	(97.31)	0.00	Loss
Subtotal				3,571.21	10.01	0.00	0.00	3,581.22	0.00	3,107.40	(473.82)	0.00	
Woodside Petroleum Ltd													
WPL	63	21/09/2020	19/07/2021	1,158.63	3.85	0.00	0.00	1,162.48	0.00	1,404.37	241.89	0.00	Non-Discount
Subtotal				1,158.63	3.85	0.00	0.00	1,162.48	0.00	1,404.37	241.89	0.00	
Worley Limited													
WOR	89	29/04/2021	19/07/2021	974.51	2.95	0.00	0.00	977.46	0.00	994.88	17.42	0.00	Non-Discount
Subtotal				974.51	2.95	0.00	0.00	977.46	0.00	994.88	17.42	0.00	

Wrap Tax Statement

Financial Year ended 30/06/2022



Schedule 6 - Realised gains/losses

Asset	Units	Acquisition date	Disposal date	Cost base \$	Additional costs \$	Cost base reduction \$	AMIT cost base decrease/ (increase) \$	Adjusted cost \$	Indexed cost base \$	Proceeds \$	Capital gain/(loss) \$	Income / (deduction) \$	Method
Total realised capital gains/losses				116,054.85	308.92	694.22	(522.28)	116,191.83	0.00	124,081.58	7,889.75	0.00	

Section 3 - Non-assessable gains/losses

No transactions are recorded during this financial year period.

Section 4 - Capital gains events without a sale

No transactions are recorded during this financial year period.

Summary of realised gains/losses

	Non-discounted gains \$	Discounted gains \$	Losses \$
Capital gains/(losses) on sales	4,678.23	13,190.16	(9,978.64)
Capital gains without a sale	0.00	0.00	0.00
Total capital gains/(losses)	4,678.23	13,190.16	(9,978.64)
Capital losses applied	(4,678.23)	(5,300.41)	9,978.64
Remaining capital gains	0.00	7,889.75	
Discount applied		(2,629.92)	
Net capital losses carried forward			0.00

Where investments have been transferred into your Wrap Service account, the accuracy of the realised gains/losses information above is reliant cost base information provided to Netwealth

Wrap Tax Statement

Financial Year ended 30/06/2022



Schedule 7 - Unrealised gains/losses

Asset	Units	Acquisition date	Cost base \$	Additional costs \$	Cost base reduction \$	AMIT cost base decrease/ (increase) \$	Adjusted cost \$	Market Value \$	Unrealised capital gain / (loss) \$	Income / (deduction) \$	Method
Section 1 - Unrealised income gains/losses											
No transactions are recorded during this financial year period.											
Section 2 - Unrealised capital gains/losses											
Amcor PLC CDI											
AMC	277	08/08/2018	3,880.91	5.82	0.00	0.00	3,886.73	4,997.08	1,110.35	0.00	Discount
AMC	235	26/10/2018	3,029.08	4.54	0.00	0.00	3,033.62	4,239.40	1,205.78	0.00	Discount
AMC	287	09/02/2021	4,254.92	6.38	0.00	0.00	4,261.30	5,177.48	916.18	0.00	Discount
AMC	127	02/08/2021	2,008.70	3.01	0.00	0.00	2,011.71	2,291.08	279.37	0.00	Non-Discount
Subtotal			13,173.61	19.75	0.00	0.00	13,193.36	16,705.04	3,511.68	0.00	
APA Group											
APA	562	18/12/2020	5,779.72	8.67	346.17	0.00	5,442.22	6,333.74	891.52	0.00	Discount
APA	88	02/08/2021	842.81	1.26	12.53	0.00	831.54	991.76	160.22	0.00	Non-Discount
Subtotal			6,622.53	9.93	358.70	0.00	6,273.76	7,325.50	1,051.74	0.00	
APN AREIT Fund											
APN0008AU	7675.386446	31/05/2013	10,688.74	0.00	966.27	(612.25)	10,334.72	9,903.55	(431.17)	0.00	Loss
APN0008AU	5961.93265	01/08/2018	10,180.00	0.00	0.00	(346.26)	10,526.26	7,692.68	(2,833.58)	0.00	Loss
Subtotal			20,868.74	0.00	966.27	(958.51)	20,860.98	17,596.23	(3,264.75)	0.00	
Atlas Arteria											
ALX	1169	27/08/2021	7,849.95	11.77	0.00	0.00	7,861.72	9,422.14	1,560.42	0.00	Non-Discount
Subtotal			7,849.95	11.77	0.00	0.00	7,861.72	9,422.14	1,560.42	0.00	
Aurizon Holdings Limited											
AZJ	977	26/03/2020	4,185.57	6.28	0.00	0.00	4,191.85	3,712.60	(479.25)	0.00	Loss
AZJ	109	22/05/2020	497.86	0.75	0.00	0.00	498.61	414.20	(84.41)	0.00	Loss
AZJ	651	21/09/2020	2,761.02	4.14	0.00	0.00	2,765.16	2,473.80	(291.36)	0.00	Loss
AZJ	278	02/08/2021	1,079.95	1.62	0.00	0.00	1,081.57	1,056.40	(25.17)	0.00	Loss

Wrap Tax Statement

Financial Year ended 30/06/2022



Schedule 7 - Unrealised gains/losses

Asset	Units	Acquisition date	Cost base \$	Additional costs \$	Cost base reduction \$	AMIT cost base decrease/ (increase) \$	Adjusted cost \$	Market Value \$	Unrealised capital gain / (loss) \$	Income / (deduction) \$	Method
Subtotal			8,524.40	12.79	0.00	0.00	8,537.19	7,657.00	(880.19)	0.00	
Australian Unity Property Income Fund											
YOC0100AU	23039.087821	09/04/2019	23,741.78	0.00	0.00	774.32	22,967.46	21,366.45	(1,601.01)	0.00	Loss
Subtotal			23,741.78	0.00	0.00	774.32	22,967.46	21,366.45	(1,601.01)	0.00	
Bennelong ex-20 Australian Equities Fund											
BFL0004AU	18486.177350	28/10/2011	22,396.00	0.00	359.28	629.22	21,407.50	41,113.26	19,705.76	0.00	Discount
BFL0004AU	4089.645019	31/10/2019	10,000.00	0.00	0.00	117.57	9,882.43	9,095.37	(787.06)	0.00	Loss
BFL0004AU	3115.847199	02/08/2021	10,000.00	0.00	0.00	88.25	9,911.75	6,929.64	(2,982.11)	0.00	Loss
Subtotal			42,396.00	0.00	359.28	835.04	41,201.68	57,138.27	15,936.59	0.00	
BHP Group Limited											
BHP	83	08/08/2018	2,815.24	4.22	0.00	0.00	2,819.46	3,423.75	604.29	0.00	Discount
BHP	139	25/10/2019	4,968.10	7.45	0.00	0.00	4,975.55	5,733.75	758.20	0.00	Discount
BHP	165	31/10/2019	5,921.31	8.88	0.00	0.00	5,930.19	6,806.25	876.06	0.00	Discount
BHP	65	12/11/2019	2,407.24	3.61	0.00	0.00	2,410.85	2,681.25	270.40	0.00	Discount
BHP	61	02/08/2021	3,272.22	4.91	0.00	0.00	3,277.13	2,516.25	(760.88)	0.00	Loss
BHP	188	28/06/2022	8,047.60	12.07	0.00	0.00	8,059.67	7,755.00	(304.67)	0.00	Loss
Subtotal			27,431.71	41.14	0.00	0.00	27,472.85	28,916.25	1,443.40	0.00	
Centuria Office REIT											
COF	2532	14/10/2020	5,293.66	7.94	0.00	535.08	4,766.52	4,304.40	(462.12)	0.00	Loss
COF	403	02/08/2021	993.84	1.49	0.00	45.99	949.34	685.10	(264.24)	0.00	Loss
Subtotal			6,287.50	9.43	0.00	581.07	5,715.86	4,989.50	(726.36)	0.00	
Coles Group Limited											
COL	460	16/03/2021	7,207.24	10.81	0.00	0.00	7,218.05	8,192.60	974.55	0.00	Discount
COL	70	02/08/2021	1,246.48	1.87	0.00	0.00	1,248.35	1,246.70	(1.65)	0.00	Loss
Subtotal			8,453.72	12.68	0.00	0.00	8,466.40	9,439.30	972.90	0.00	
Commonwealth Bank of Australia											

Wrap Tax Statement

Financial Year ended 30/06/2022



Schedule 7 - Unrealised gains/losses

Asset	Units	Acquisition date	Cost base \$	Additional costs \$	Cost base reduction \$	AMIT cost base decrease/ (increase) \$	Adjusted cost \$	Market Value \$	Unrealised capital gain / (loss) \$	Income / (deduction) \$	Method
CBA	49	08/08/2018	3,663.68	5.50	0.00	0.00	3,669.18	4,428.62	759.44	0.00	Discount
CBA	51	21/11/2018	3,547.19	5.32	0.00	0.00	3,552.51	4,609.38	1,056.87	0.00	Discount
CBA	79	15/10/2020	5,477.53	8.22	0.00	0.00	5,485.75	7,140.02	1,654.27	0.00	Discount
CBA	27	02/08/2021	2,746.52	4.12	0.00	0.00	2,750.64	2,440.26	(310.38)	0.00	Loss
Subtotal			15,434.92	23.16	0.00	0.00	15,458.08	18,618.28	3,160.20	0.00	
Downer EDI Ltd											
DOW	1433	08/04/2022	7,904.29	11.86	0.00	0.00	7,916.15	7,236.65	(679.50)	0.00	Loss
Subtotal			7,904.29	11.86	0.00	0.00	7,916.15	7,236.65	(679.50)	0.00	
First Sentier Wholesale Equity Income Fund											
FSF0961AU	107960.27062	04/11/2020	75,000.00	0.00	0.00	0.00	75,000.00	70,508.85	(4,491.15)	0.00	Loss
Subtotal			75,000.00	0.00	0.00	0.00	75,000.00	70,508.85	(4,491.15)	0.00	
GPT Group											
GPT	607	28/08/2019	3,826.22	5.74	0.00	88.27	3,743.69	2,561.54	(1,182.15)	0.00	Loss
GPT	470	30/08/2019	3,019.80	4.53	0.00	68.36	2,955.97	1,983.40	(972.57)	0.00	Loss
GPT	168	02/08/2021	786.91	1.18	0.00	11.20	776.89	708.96	(67.93)	0.00	Loss
Subtotal			7,632.93	11.45	0.00	167.83	7,476.55	5,253.90	(2,222.65)	0.00	
Incitec Pivot Ltd											
IPL	2584	07/03/2022	8,896.71	13.35	0.00	0.00	8,910.06	8,553.04	(357.02)	0.00	Loss
Subtotal			8,896.71	13.35	0.00	0.00	8,910.06	8,553.04	(357.02)	0.00	
Insurance Australia Group Ltd											
IAG	1452	21/09/2021	7,294.12	10.94	0.00	0.00	7,305.06	6,330.72	(974.34)	0.00	Loss
Subtotal			7,294.12	10.94	0.00	0.00	7,305.06	6,330.72	(974.34)	0.00	
iShares S&P/ASX 20 ETF											
ILC	1500	28/10/2011	28,965.00	9.09	89.28	146.01	28,738.80	39,525.00	10,786.20	0.00	Discount
Subtotal			28,965.00	9.09	89.28	146.01	28,738.80	39,525.00	10,786.20	0.00	

Wrap Tax Statement

Financial Year ended 30/06/2022



Schedule 7 - Unrealised gains/losses

Asset	Units	Acquisition date	Cost base \$	Additional costs \$	Cost base reduction \$	AMIT cost base decrease/ (increase) \$	Adjusted cost \$	Market Value \$	Unrealised capital gain / (loss) \$	Income / (deduction) \$	Method
James Hardie Industries PLC											
JHX	227	28/06/2022	7,350.31	11.03	0.00	0.00	7,361.34	7,211.79	(149.55)	0.00	Loss
Subtotal			7,350.31	11.03	0.00	0.00	7,361.34	7,211.79	(149.55)	0.00	
Macquarie Income Opportunities Fund											
MAQ0277AU	7628.528820	16/12/2011	7,482.06	0.00	8.66	0.17	7,473.23	6,917.55	(555.68)	0.00	Loss
MAQ0277AU	38916.348217	20/01/2012	38,087.43	0.00	44.16	0.89	38,042.38	35,289.34	(2,753.04)	0.00	Loss
MAQ0277AU	15259.409969	21/02/2012	15,000.00	0.00	17.32	0.35	14,982.33	13,837.23	(1,145.10)	0.00	Loss
MAQ0277AU	9957.18	28/06/2013	10,000.00	0.00	0.00	0.23	9,999.77	9,029.17	(970.60)	0.00	Loss
MAQ0277AU	9959.17	01/07/2013	10,000.00	0.00	0.00	0.23	9,999.77	9,030.98	(968.79)	0.00	Loss
Subtotal			80,569.49	0.00	70.14	1.87	80,497.48	74,104.27	(6,393.21)	0.00	
Magellan Global Fund - Open Class											
MGE0001AU	24199.120259	23/06/2020	63,921.98	0.00	0.00	(9,161.72)	73,083.70	55,098.98	(17,984.72)	0.00	Loss
MGE0001AU	3597.122302	02/08/2021	10,000.00	0.00	0.00	(771.72)	10,771.72	8,190.29	(2,581.43)	0.00	Loss
Subtotal			73,921.98	0.00	0.00	(9,933.44)	83,855.42	63,289.27	(20,566.15)	0.00	
MFS Global Equity Trust											
MIA0001AU	1136.938170	21/08/2017	2,229.19	0.00	0.00	0.00	2,229.19	1,954.74	(274.45)	0.00	Loss
MIA0001AU	8826.918645	19/12/2017	19,150.00	0.00	0.00	0.00	19,150.00	15,176.12	(3,973.88)	0.00	Loss
MIA0001AU	20577.218594	01/08/2018	42,850.00	0.00	0.00	0.00	42,850.00	35,378.41	(7,471.59)	0.00	Loss
MIA0001AU	5362.422606	03/09/2018	11,519.02	0.00	0.00	0.00	11,519.02	9,219.61	(2,299.41)	0.00	Loss
Subtotal			75,748.21	0.00	0.00	0.00	75,748.21	61,728.88	(14,019.33)	0.00	
National Australia Bank Ltd											
NAB	61	25/10/2019	1,779.85	2.67	0.00	0.00	1,782.52	1,670.79	(111.73)	0.00	Loss
NAB	264	04/05/2020	4,344.12	6.52	0.00	0.00	4,350.64	7,230.96	2,880.32	0.00	Discount
NAB	466	08/05/2020	7,496.12	11.24	0.00	0.00	7,507.36	12,763.74	5,256.38	0.00	Discount
NAB	128	02/08/2021	3,401.50	5.10	0.00	0.00	3,406.60	3,505.92	99.32	0.00	Non-Discount
Subtotal			17,021.59	25.53	0.00	0.00	17,047.12	25,171.41	8,124.29	0.00	

Wrap Tax Statement

Financial Year ended 30/06/2022



Schedule 7 - Unrealised gains/losses

Asset	Units	Acquisition date	Cost base \$	Additional costs \$	Cost base reduction \$	AMIT cost base decrease/ (increase) \$	Adjusted cost \$	Market Value \$	Unrealised capital gain / (loss) \$	Income / (deduction) \$	Method
Nine Entertainment Co. Holdings Limited											
NEC	2809	02/10/2020	4,888.22	7.33	0.00	0.00	4,895.55	5,126.42	230.87	0.00	Discount
NEC	447	02/08/2021	1,238.68	1.86	0.00	0.00	1,240.54	815.78	(424.76)	0.00	Loss
Subtotal			6,126.90	9.19	0.00	0.00	6,136.09	5,942.20	(193.89)	0.00	
Northern Star Resources Ltd											
NST	909	08/04/2022	9,323.34	13.99	0.00	0.00	9,337.33	6,217.56	(3,119.77)	0.00	Loss
Subtotal			9,323.34	13.99	0.00	0.00	9,337.33	6,217.56	(3,119.77)	0.00	
Partners Group Global Value Fund (AUD) Wholesale											
ETL0276AU	20558.153878	15/02/2018	40,000.00	0.00	0.00	0.00	40,000.00	63,164.93	23,164.93	0.00	Discount
Subtotal			40,000.00	0.00	0.00	0.00	40,000.00	63,164.93	23,164.93	0.00	
PIMCO Diversified Fixed Interest Fund - W/S Class											
ETL0016AU	81505.220843	17/01/2017	80,087.03	0.00	7.87	912.66	79,166.50	71,740.90	(7,425.60)	0.00	Loss
ETL0016AU	20228.681012	21/12/2017	20,305.55	0.00	0.00	226.51	20,079.04	17,805.29	(2,273.75)	0.00	Loss
ETL0016AU	30181.086519	14/02/2018	30,000.00	0.00	0.00	337.95	29,662.05	26,565.39	(3,096.66)	0.00	Loss
Subtotal			130,392.58	0.00	7.87	1,477.12	128,907.59	116,111.58	(12,796.01)	0.00	
Platinum Asia Fund - Class C											
PLA0004AU	10430.127377	27/12/2017	33,900.00	0.00	0.00	0.00	33,900.00	22,982.79	(10,917.21)	0.00	Loss
PLA0004AU	16882.707537	03/08/2018	42,850.00	0.00	0.00	0.00	42,850.00	37,201.05	(5,648.95)	0.00	Loss
PLA0004AU	4428.720868	03/09/2018	11,515.56	0.00	0.00	0.00	11,515.56	9,758.69	(1,756.87)	0.00	Loss
Subtotal			88,265.56	0.00	0.00	0.00	88,265.56	69,942.53	(18,323.03)	0.00	
QBE Insurance Group Ltd											
QBE	743	17/06/2021	8,542.79	12.81	0.00	0.00	8,555.60	9,027.45	471.85	0.00	Discount
QBE	116	02/08/2021	1,287.07	1.93	0.00	0.00	1,289.00	1,409.40	120.40	0.00	Non-Discount
Subtotal			9,829.86	14.74	0.00	0.00	9,844.60	10,436.85	592.25	0.00	
Resolution Capital Global Property Securities Fund											

Wrap Tax Statement

Financial Year ended 30/06/2022



Schedule 7 - Unrealised gains/losses

Asset	Units	Acquisition date	Cost base \$	Additional costs \$	Cost base reduction \$	AMIT cost base decrease/ (increase) \$	Adjusted cost \$	Market Value \$	Unrealised capital gain / (loss) \$	Income / (deduction) \$	Method
WHT0015AU	31861.339451	15/02/2018	50,000.00	0.00	0.00	31.70	49,968.30	52,740.08	2,771.78	0.00	Discount
WHT0015AU	6219.45259	02/08/2018	10,180.00	0.00	0.00	5.39	10,174.61	10,295.06	120.45	0.00	Discount
Subtotal			60,180.00	0.00	0.00	37.09	60,142.91	63,035.14	2,892.23	0.00	
Rio Tinto Ltd											
RIO	40	04/08/2020	4,200.04	6.30	0.00	0.00	4,206.34	4,108.00	(98.34)	0.00	Loss
RIO	5	02/08/2021	665.70	1.00	0.00	0.00	666.70	513.50	(153.20)	0.00	Loss
RIO	29	15/10/2021	2,885.94	4.33	0.00	0.00	2,890.27	2,978.30	88.03	0.00	Non-Discount
Subtotal			7,751.68	11.63	0.00	0.00	7,763.31	7,599.80	(163.51)	0.00	
Russell Inv Balanced Fund - Class A											
RIM0001AU	23877.745941	10/11/2021	25,000.00	0.00	0.00	21.04	24,978.96	20,159.98	(4,818.98)	0.00	Loss
Subtotal			25,000.00	0.00	0.00	21.04	24,978.96	20,159.98	(4,818.98)	0.00	
Scentre Group											
SCG	402	22/09/2020	855.50	1.28	0.00	20.46	836.32	1,041.18	204.86	0.00	Discount
SCG	1323	02/11/2020	2,852.52	4.28	0.00	67.36	2,789.44	3,426.57	637.13	0.00	Discount
SCG	271	02/08/2021	707.04	1.06	0.00	15.30	692.80	701.89	9.09	0.00	Non-Discount
Subtotal			4,415.06	6.62	0.00	103.12	4,318.56	5,169.64	851.08	0.00	
Schroder Fixed Income Fund - Wholesale Class											
SCH0028AU	42213.949005	20/02/2012	46,321.37	0.00	0.00	(5,389.25)	51,710.62	42,935.81	(8,774.81)	0.00	Loss
SCH0028AU	8987.956139	23/10/2012	10,000.00	0.00	0.00	(1,147.45)	11,147.45	9,141.65	(2,005.80)	0.00	Loss
SCH0028AU	27770.063871	14/02/2018	30,000.00	0.00	0.00	(3,545.29)	33,545.29	28,244.93	(5,300.36)	0.00	Loss
Subtotal			86,321.37	0.00	0.00	(10,081.99)	96,403.36	80,322.39	(16,080.97)	0.00	
Smartgroup Corporation Limited											
SIQ	705	03/03/2020	4,678.87	7.02	0.00	0.00	4,685.89	4,307.55	(378.34)	0.00	Loss
SIQ	111	02/08/2021	811.70	1.22	0.00	0.00	812.92	678.21	(134.71)	0.00	Loss
Subtotal			5,490.57	8.24	0.00	0.00	5,498.81	4,985.76	(513.05)	0.00	
Sonic Healthcare Ltd											

Wrap Tax Statement

Financial Year ended 30/06/2022



Schedule 7 - Unrealised gains/losses

Asset	Units	Acquisition date	Cost base \$	Additional costs \$	Cost base reduction \$	AMIT cost base decrease/ (increase) \$	Adjusted cost \$	Market Value \$	Unrealised capital gain / (loss) \$	Income / (deduction) \$	Method
SHL	152	06/08/2020	5,041.70	7.56	0.00	0.00	5,049.26	5,017.52	(31.74)	0.00	Loss
SHL	138	26/02/2021	4,403.32	6.60	0.00	0.00	4,409.92	4,555.38	145.46	0.00	Discount
SHL	43	02/08/2021	1,734.27	2.60	0.00	0.00	1,736.87	1,419.43	(317.44)	0.00	Loss
Subtotal			11,179.29	16.76	0.00	0.00	11,196.05	10,992.33	(203.72)	0.00	
Super Retail Group Limited											
SUL	559	20/11/2020	5,671.11	8.51	0.00	0.00	5,679.62	4,745.91	(933.71)	0.00	Loss
SUL	87	02/08/2021	1,182.08	1.77	0.00	0.00	1,183.85	738.63	(445.22)	0.00	Loss
Subtotal			6,853.19	10.28	0.00	0.00	6,863.47	5,484.54	(1,378.93)	0.00	
Telstra Corporation Limited											
TLS	3795	09/02/2021	11,950.46	17.93	0.00	0.00	11,968.39	14,610.75	2,642.36	0.00	Discount
TLS	603	02/08/2021	2,275.66	3.41	0.00	0.00	2,279.07	2,321.55	42.48	0.00	Non-Discount
Subtotal			14,226.12	21.34	0.00	0.00	14,247.46	16,932.30	2,684.84	0.00	
Vanguard Australian Fixed Interest Index Fund											
VAN0001AU	75564.22349	01/08/2018	84,503.47	0.00	0.00	71.75	84,431.72	76,841.26	(7,590.46)	0.00	Loss
Subtotal			84,503.47	0.00	0.00	71.75	84,431.72	76,841.26	(7,590.46)	0.00	
Vanguard Balanced Index Fund											
VAN0108AU	121890.723549	18/04/2019	172,000.00	0.00	0.00	(2,092.25)	174,092.25	154,947.49	(19,144.76)	0.00	Loss
VAN0108AU	19520.974664	09/04/2021	28,200.00	0.00	0.00	(51.25)	28,251.25	24,815.06	(3,436.19)	0.00	Loss
Subtotal			200,200.00	0.00	0.00	(2,143.50)	202,343.50	179,762.55	(22,580.95)	0.00	
Westpac Banking Corporation											
WBC	239	05/02/2019	6,381.39	9.57	0.00	0.00	6,390.96	4,660.50	(1,730.46)	0.00	Loss
WBC	250	17/07/2019	6,916.82	10.38	0.00	0.00	6,927.20	4,875.00	(2,052.20)	0.00	Loss
WBC	265	18/06/2021	7,127.07	10.69	0.00	0.00	7,137.76	5,167.50	(1,970.26)	0.00	Loss
WBC	119	02/08/2021	2,979.56	4.47	0.00	0.00	2,984.03	2,320.50	(663.53)	0.00	Loss
Subtotal			23,404.84	35.11	0.00	0.00	23,439.95	17,023.50	(6,416.45)	0.00	
Woodside Energy Group Ltd											

Wrap Tax Statement

Financial Year ended 30/06/2022



Schedule 7 - Unrealised gains/losses

Asset	Units	Acquisition date	Cost base \$	Additional costs \$	Cost base reduction \$	AMIT cost base decrease/ (increase) \$	Adjusted cost \$	Market Value \$	Unrealised capital gain / (loss) \$	Income / (deduction) \$	Method
WDS	240	21/09/2020	4,413.82	6.62	0.00	0.00	4,420.44	7,641.60	3,221.16	0.00	Discount
WDS	135	20/11/2020	2,933.46	4.40	0.00	0.00	2,937.86	4,298.40	1,360.54	0.00	Discount
WDS	59	02/08/2021	1,306.75	1.96	0.00	0.00	1,308.71	1,878.56	569.85	0.00	Non-Discount
WDS	93	01/06/2022	2,767.68	0.00	0.00	0.00	2,767.68	2,961.12	193.44	0.00	Non-Discount
Subtotal			11,421.71	12.98	0.00	0.00	11,434.69	16,779.68	5,344.99	0.00	
Worley Limited											
WOR	10	29/04/2021	109.50	0.16	0.00	0.00	109.66	142.40	32.74	0.00	Discount
WOR	517	30/04/2021	5,618.03	8.43	0.00	0.00	5,626.46	7,362.08	1,735.62	0.00	Discount
WOR	83	02/08/2021	937.14	1.41	0.00	0.00	938.55	1,181.92	243.37	0.00	Non-Discount
Subtotal			6,664.67	10.00	0.00	0.00	6,674.67	8,686.40	2,011.73	0.00	
Total unrealised capital gains/losses			1,402,639.70	404.78	1,851.54	(18,901.18)	1,420,094.12	1,353,678.66	(66,415.46)	0.00	

Section 3 - Non-assessable gains/losses

No transactions are recorded during this financial year period.

Summary of unrealised gains/losses

	Non-discounted gains \$	Discounted gains \$	Losses \$
Capital gains/(losses) on sales	3,365.99	86,446.32	(156,227.77)
Capital losses applied	(3,365.99)	(86,446.32)	89,812.31
Remaining capital gains	0.00	0.00	
Discount applied		0.00	
Unused capital losses			66,415.46

Wrap Tax Statement

Financial Year ended 30/06/2022



Portfolio valuation as at 30 June 2022

Asset code	Asset name	Units	Price \$	Value \$
	Netwealth Cash Account			21,901.65
Asset				
AMC	Amcors PLC CDI	926.0000	18.040000	16,705.04
APA	APA Group	650.0000	11.270000	7,325.50
APN0008AU	APN AREIT Fund	13,637.3191	1.290300	17,596.23
ALX	Atlas Arteria	1,169.0000	8.060000	9,422.14
AZJ	Aurizon Holdings Limited	2,015.0000	3.800000	7,657.00
YOC0100AU	Australian Unity Property Income Fund	23,039.0878	0.927400	21,366.45
BFL0004AU	Bennelong ex-20 Australian Equities Fund	25,691.6696	2.224000	57,138.27
BHP	BHP Group Limited	701.0000	41.250000	28,916.25
COF	Centuria Office REIT	2,935.0000	1.700000	4,989.50
COL	Coles Group Limited	530.0000	17.810000	9,439.30
CBA	Commonwealth Bank of Australia	206.0000	90.380000	18,618.28
DOW	Downer EDI Ltd	1,433.0000	5.050000	7,236.65
FSF0961AU	First Sentier Wholesale Equity Income Fund	107,960.2706	0.653100	70,508.85
GPT	GPT Group	1,245.0000	4.220000	5,253.90
IPL	Incitec Pivot Ltd	2,584.0000	3.310000	8,553.04
IAG	Insurance Australia Group Ltd	1,452.0000	4.360000	6,330.72
ILC	iShares S&P/ASX 20 ETF	1,500.0000	26.350000	39,525.00
JHX	James Hardie Industries PLC	227.0000	31.770000	7,211.79
MAQ0277AU	Macquarie Income Opportunities Fund	81,720.6370	0.906800	74,104.27
MGE0001AU	Magellan Global Fund - Open Class	27,796.2426	2.276900	63,289.26
MIA0001AU	MFS Global Equity Trust	35,903.4980	1.719300	61,728.88
NAB	National Australia Bank Ltd	919.0000	27.390000	25,171.41
NEC	Nine Entertainment Co. Holdings Limited	3,256.0000	1.825000	5,942.20
NST	Northern Star Resources Ltd	909.0000	6.840000	6,217.56
ETL0276AU	Partners Group Global Value Fund (AUD) Wholesale	20,558.1539	3.072500	63,164.93
ETL0016AU	PIMCO Diversified Fixed Interest Fund - W/S Class	131,914.9884	0.880200	116,111.57
PLA0004AU	Platinum Asia Fund - Class C	31,741.5558	2.203500	69,942.52
QBE	QBE Insurance Group Ltd	859.0000	12.150000	10,436.85
WHT0015AU	Resolution Capital Global Property Securities Fund	38,080.7920	1.655300	63,035.14

Wrap Tax Statement

Financial Year ended 30/06/2022



Portfolio valuation as at 30 June 2022

Asset code	Asset name	Units	Price \$	Value \$
RIO	Rio Tinto Ltd	74.0000	102.700000	7,599.80
RIM0001AU	Russell Inv Balanced Fund - Class A	23,877.7459	0.844300	20,159.98
SCG	Scentre Group	1,996.0000	2.590000	5,169.64
SCH0028AU	Schroder Fixed Income Fund - Wholesale Class	78,971.9690	1.017100	80,322.39
SIQ	Smartgroup Corporation Limited	816.0000	6.110000	4,985.76
SHL	Sonic Healthcare Ltd	333.0000	33.010000	10,992.33
SUL	Super Retail Group Limited	646.0000	8.490000	5,484.54
TLS	Telstra Corporation Limited	4,398.0000	3.850000	16,932.30
VAN0001AU	Vanguard Australian Fixed Interest Index Fund	75,564.2235	1.016900	76,841.26
VAN0108AU	Vanguard Balanced Index Fund	141,411.6982	1.271200	179,762.55
WBC	Westpac Banking Corporation	873.0000	19.500000	17,023.50
WDS	Woodside Energy Group Ltd	527.0000	31.840000	16,779.68
WOR	Worley Limited	610.0000	14.240000	8,686.40
Subtotal				1,353,678.63

Income receivable

APA	APA Group			7.44
APN0008AU	APN AREIT Fund			94.85
YOC0100AU	Australian Unity Property Income Fund			287.99
BFL0004AU	Bennelong ex-20 Australian Equities Fund			1,414.51
COF	Centuria Office REIT			121.80
FSF0961AU	First Sentier Wholesale Equity Income Fund			2,461.49
ILC	iShares S&P/ASX 20 ETF			1,036.90
MAQ0277AU	Macquarie Income Opportunities Fund			151.64
MGE0001AU	Magellan Global Fund - Open Class			1,417.61
MIA0001AU	MFS Global Equity Trust			7,893.61
ETL0276AU	Partners Group Global Value Fund (AUD) Wholesale			615.65
ETL0016AU	PIMCO Diversified Fixed Interest Fund - W/S Class			392.81
PLA0004AU	Platinum Asia Fund - Class C			3,964.33
WHT0015AU	Resolution Capital Global Property Securities Fund			1,477.16
RIM0001AU	Russell Inv Balanced Fund - Class A			1,770.46
SCH0028AU	Schroder Fixed Income Fund - Wholesale Class			363.51

Wrap Tax Statement

Financial Year ended 30/06/2022



Portfolio valuation as at 30 June 2022

Asset code	Asset name	Units	Price \$	Value \$
VAN0108AU	Vanguard Balanced Index Fund			2,697.96
Subtotal				26,169.72

Portfolio valuation as at 30 June 2022

1,401,750.00

23900 - Dividends Received

2022 Financial Year

Preparer Shelley Lian

Reviewer Steven Lee

Status Ready for Review

Account Code	Description	CY Balance	LY Balance	Change
PRICS001_NETWEALTHIN	Netwealth Investment Wrap	(\$15,635.79)	(\$9,535.32)	63.98%
TOTAL		CY Balance	LY Balance	
		(\$15,635.79)	(\$9,535.32)	

Supporting Documents

- Dividend Reconciliation Report [Report](#)
- Investment Income Comparison Report [Report](#)

Standard Checklist

- Attach copies of all dividend statements
- Attach copy of Dividend Reconciliation Report
- Attach copy of Investment Income Comparison Report

Price Family Superfund Dividend Reconciliation Report

For The Period 01 July 2021 - 30 June 2022

Date	Net Payment Received	Australian Income			Foreign Income			Withheld		
		Unfranked	Franked	Franking Credits	Foreign Income	Foreign Credits	NZ Credits	TFN Withheld	Non-Resident	LIC Deduction
Managed Investments (Australian)										
PRICS001_NETWEALTHIN Netwealth Investment Wrap										
30/06/2022	15,635.79	1,088.54	13,941.01	5,974.72	606.24					
	15,635.79	1,088.54	13,941.01	5,974.72	606.24					
	15,635.79	1,088.54	13,941.01	5,974.72	606.24					
TOTAL	15,635.79	1,088.54	13,941.01	5,974.72	606.24					

Tax Return Reconciliation

	Totals	Tax Return Label
Unfranked	1,088.54	J
Franked Dividends	13,941.01	K
Franking Credits	5,974.72	L

Price Family Superfund

Investment Income Comparison Report

As at 30 June 2022

Investment	Ledger Data			ASX & UUT Data						
	Transaction Date	Income Amount	Franking Credit	Date Payable	Ex Div/Dist Date	Units On Hand	45 Day Qualified	Amount per share/unit	Estimated Income	Estimated Franking*
Unreconciled										
Managed Investments (Australian)										
PRICS001_NETW EALTHIN	Netwealth Investment Wrap	30/06/2022	66,906.49	10,684.53						
			66,906.49	10,684.53						
			66,906.49	10,684.53						

*Franking credit is estimated using 45 day qualified units. The estimation might not be accurate for preference shares and hedging arrangements.

24700 - Changes in Market Values of Investments

2022 Financial Year

Preparer Shelley Lian

Reviewer Steven Lee

Status Ready for Review

Account Code	Description	CY Balance	LY Balance	Change
24700	Changes in Market Values of Investments	\$193,655.83	(\$144,439.64)	(234.07)%
TOTAL		CY Balance	LY Balance	
		\$193,655.83	(\$144,439.64)	

Supporting Documents

- Realised Capital Gain Report [Report](#)
- Market Movement [Report](#)
- Net Capital Gains Reconciliation [Report](#)

Standard Checklist

- Attach copies of Source Documentation (Contract Notes, Broker Statements, Chess Statements, Contracts of Sale, Managed Fund Statements etc)
- Attach copy of Market Movement report
- Attach copy of Net Capital Gains Reconciliation
- Attach copy of Realised Capital Gain Report
- Ensure all Asset Disposals have been entered
- Ensure all Market Values have been entered for June 30
- Ensure all Tax Deferred Distributions have been entered

Price Family Superfund

Market Movement Report

As at 30 June 2022

Investment	Date	Description	Unrealised				Realised			Total
			Units	Accounting Cost Movement	Market Movement	Depreciation	Balance	Consideration	Accounting Cost Base	
PRICS001_NETWEALTHIN - Netwealth Investment Wrap										
	01/07/2021	Opening Balance	1.00	0.00	0.00	0.00	1,543,126.25	0.00	0.00	0.00
	05/07/2021	Return Of Capital	0.00	(10,000.00)	0.00	0.00	1,533,126.25			
	30/09/2021	Return Of Capital	0.00	(10,000.00)	0.00	0.00	1,523,126.25			
	25/01/2022	Return Of Capital	0.00	(10,000.00)	0.00	0.00	1,513,126.25			
	19/04/2022	Return Of Capital	0.00	(9,000.00)	0.00	0.00	1,504,126.25			
	30/05/2022	Return Of Capital	0.00	(8,000.00)	0.00	0.00	1,496,126.25			
	30/06/2022	Instalment	0.00	73,109.86	0.00	0.00	1,569,236.11	0.00	0.00	0.00
	30/06/2022	Revaluation	0.00	0.00	(193,655.83)	0.00	1,375,580.28	0.00	0.00	0.00
	30/06/2022		1.00	26,109.86	(193,655.83)	0.00	1,375,580.28	0.00	0.00	0.00
Total Market Movement					(193,655.83)				0.00	(193,655.83)

Price Family Superfund

Capital Gains Reconciliation Report

For The Period 01 July 2021 - 30 June 2022

	Total	Discounted	Indexed	Other	Notional
Losses available to offset					
Carried forward from prior losses	7,407.00				
Carried forward from prior losses - Collectables	0.00				
Current year capital losses	0.00				
Current year capital losses - Collectables	0.00				
Total Losses Available	7,407.00				
Total Losses Available - Collectables	0.00				
Capital Gains					
Capital gains from disposal of assets	0.00	0.00	0.00	0.00	0.00
Capital gains from disposal of assets - Collectables	0.00	0.00	0.00	0.00	0.00
Capital gains from trust distributions	0.00	0.00	0.00	0.00	0.00
Capital Gains Before Losses applied	0.00	0.00	0.00	0.00	0.00
Losses and discount applied					
Losses applied	0.00	0.00	0.00	0.00	0.00
Losses applied - Collectables	0.00	0.00	0.00	0.00	0.00
Capital gains after losses applied	0.00	0.00	0.00	0.00	0.00
Capital gains after losses applied - Collectables	0.00	0.00	0.00	0.00	0.00
CGT Discount applied	0.00				
CGT Discount applied - Collectables	0.00				

Price Family Superfund

Capital Gains Reconciliation Report

For The Period 01 July 2021 - 30 June 2022

	Total	Discounted	Indexed	Other	Notional
Net Capital Gain					
Net capital gain	0.00				
Net capital gain - Collectables	0.00				
Total Net Capital Gain (11A)	0.00				
Net Capital Losses Carried Forward to later income					
Net Capital Losses Carried Forward to later income years	7,407.00				
Net Capital Losses Carried Forward to later income years - Collectables	0.00				
Total Net Capital Losses Carried Forward to later income years (14V)	7,407.00				

Note

Refer to Realised Gains Report for details of Disposals at a Security level

Refer to Distribution Reconciliation Report for Trust Distribution details at a Security level

Price Family Superfund

Realised Capital Gains Report

For The Period 01 July 2021 - 30 June 2022

Investment		Accounting Treatment				Tax Treatment						
Purchase Contract Date	Disposal Contract Date	Units	Cost	Proceeds	Accounting Profit/(Loss)	Adjusted Cost Base	Reduced Cost Base	Indexed Cost Base	Indexed Gains	Discounted Gains (Gross)	Other Gains	Capital Loss
Managed Investments (Australian)												
PRICS001_NETWEALTHIN - Netwealth Investment Wrap												
		0.00	0.00	0.00	0.00	0.00	0.00	0.00	0.00	24,282.72	23.05	0.00
		0.00	0.00	0.00	0.00	0.00	0.00	0.00	0.00	24,282.72	23.05	0.00
		0.00	0.00	0.00	0.00	0.00	0.00	0.00	0.00	13,190.16	4,678.23	(9,978.64)
		0.00	0.00	0.00	0.00	0.00	0.00	0.00	0.00	13,190.16	4,678.23	(9,978.64)
		0.00	0.00	0.00	0.00	0.00	0.00	0.00	0.00	37,472.88	4,701.28	(9,978.64)
		0.00	0.00	0.00	0.00	0.00	0.00	0.00	0.00	37,472.88	4,701.28	(9,978.64)

25000 - Interest Received

2022 Financial Year

Preparer Shelley Lian

Reviewer Steven Lee

Status Ready for Review

Account Code	Description	CY Balance	LY Balance	Change
ANZ299898782	ANZ V2 PLUS 2998-98782	(\$34.11)	(\$181.32)	(81.19)%
MEB000301577	ME Online Savings Account ***577		(\$6.30)	100%
TOTAL		CY Balance	LY Balance	
		(\$34.11)	(\$187.62)	

Supporting Documents

- Interest Reconciliation Report [Report](#)

Standard Checklist

- Attach Interest Reconciliation Report
- Ensure all interest has been recorded from Bank Statements
- Review Statements to ensure all TFN withheld has been input

Price Family Superfund Interest Reconciliation Report

For The Period 01 July 2021 - 30 June 2022

Date	Payment Amount	Gross Interest	TFN Withheld	Foreign Income	Foreign Credits
Bank Accounts					
ANZ299898782 ANZ V2 PLUS 2998-98782					
01/07/2021	18.86	18.86			
01/10/2021	4.81	4.81			
01/01/2022	6.21	6.21			
01/04/2022	4.23	4.23			
	34.11	34.11			
	34.11	34.11			
TOTAL	34.11	34.11			

Tax Return Reconciliation

	Totals	Tax Return Label
Gross Interest	34.11	11C

26502 - Other income

2022 Financial Year

Preparer Shelley Lian

Reviewer Steven Lee

Status Ready for Review

Account Code	Description	CY Balance	LY Balance	Change
PRICS001_NETWEALTHIN	Netwealth Investment Wrap	(\$234.02)	(\$213.22)	9.76%
TOTAL		CY Balance	LY Balance	
		(\$234.02)	(\$213.22)	

Supporting Documents

- General Ledger [Report](#)

Standard Checklist

- Attach all supporting Documentation
- Has the Fund received any non-arm's length income? If so, it may be taxed at 47%

Price Family Superfund

General Ledger

As at 30 June 2022

Transaction Date	Description	Units	Debit	Credit	Balance \$
Other income (26502)					
Netwealth Investment Wrap (PRICS001 NETWEALTHIN)					
30/06/2022	Netwealth			234.02	234.02 CR
				234.02	234.02 CR

Total Debits: 0.00

Total Credits: 234.02

30100 - Accountancy Fees

2022 Financial Year

Preparer Shelley Lian

Reviewer Steven Lee

Status Ready for Review

Account Code	Description	CY Balance	LY Balance	Change
30100	Accountancy Fees	\$850.00	\$920.00	(7.61)%
TOTAL		CY Balance	LY Balance	
		\$850.00	\$920.00	

Supporting Documents

- General Ledger [Report](#)
- INV-0616.pdf

Standard Checklist

- Attach all source documentation
- Ensure all Transactions have been entered

Price Family Superfund

General Ledger

As at 30 June 2022

Transaction Date	Description	Units	Debit	Credit	Balance \$
Accountancy Fees (30100)					
<i>Accountancy Fees (30100)</i>					
14/12/2021	WITHDRAWAL ANZ INTERNET BANKING PAYMENT 496283 Admin		550.00		550.00 DR
14/04/2022	WITHDRAWAL ANZ INTERNET BANKING PAYMENT 486785 Admin		300.00		850.00 DR
			850.00		850.00 DR

Total Debits: 850.00

Total Credits: 0.00



TAX INVOICE

Price Family (MICHAEL)

Invoice Date
5 Apr 2022

Invoice Number
INV-0616

ABN
60 061 126 663

SuperHelp Australia
PTY LTD
PO Box 1906
MACQUARIE
CENTRE NSW 2113
AUSTRALIA

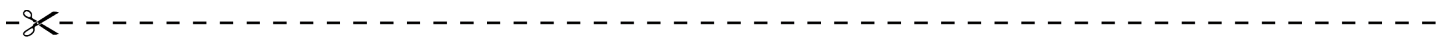
Item	Description	Quantity	Unit Price	GST	Amount AUD
EOY	SMSF Annual Administration	1.00	1,100.00	10%	1,100.00
PENSIO NADMIN	Pension Administration	2.00	150.00	10%	300.00
DEPO	Deposit	1.00	(550.00)	10%	(550.00)
INCLUDES GST 10%					77.27
TOTAL AUD					850.00
Less Amount Paid					850.00
AMOUNT DUE AUD					0.00

Due Date: 19 Apr 2022

Please pay the balance of our fees by direct credit into our bank account.

OUR BANK DETAILS (Use your name or your SMSF name as the reference):

Account Name: Superhelp Australia Pty Ltd
Bank: Commonwealth Bank
BSB: 06 2099
Account Number: 1041 7929



PAYMENT ADVICE

To: SuperHelp Australia PTY LTD
PO Box 1906
MACQUARIE CENTRE NSW 2113
AUSTRALIA

Customer Price Family (MICHAEL)
Invoice INV-0616
Number

Amount Due **0.00**
Due Date 19 Apr 2022

Amount
Enclosed

Enter the amount you are paying above

30400 - ATO Supervisory Levy

2022 Financial Year

Preparer Shelley Lian

Reviewer Steven Lee

Status Ready for Review

Account Code	Description	CY Balance	LY Balance	Change
30400	ATO Supervisory Levy	\$259.00	\$259.00	0%
TOTAL		CY Balance	LY Balance	
		\$259.00	\$259.00	

Supporting Documents

- General Ledger [Report](#)

Standard Checklist

- Attach all source documentation
- Ensure all Transactions have been entered

Price Family Superfund

General Ledger

As at 30 June 2022

Transaction Date	Description	Units	Debit	Credit	Balance \$
ATO Supervisory Levy (30400)					
<u>ATO Supervisory Levy (30400)</u>					
26/04/2022	DEPOSIT FROM ATO ATO008000016255164 Tax Refund		259.00		259.00 DR
			259.00		259.00 DR

Total Debits: 259.00

Total Credits: 0.00

30700 - Auditor's Remuneration

2022 Financial Year

Preparer Shelley Lian

Reviewer Steven Lee

Status Ready for Review

Account Code	Description	CY Balance	LY Balance	Change
30700	Auditor's Remuneration	\$550.00	\$450.00	22.22%
TOTAL		CY Balance	LY Balance	
		\$550.00	\$450.00	

Supporting Documents

- General Ledger [Report](#)
- YML Invoice INV-13490.pdf

Standard Checklist

- Attach all source documentation
- Ensure all Transactions have been entered

Price Family Superfund General Ledger

As at 30 June 2022

Transaction Date	Description	Units	Debit	Credit	Balance \$
Auditor's Remuneration (30700)					
Auditor's Remuneration (30700)					
14/04/2022	WITHDRAWAL ANZ INTERNET BANKING PAYMENT 486785 Admin		550.00		550.00 DR
			550.00		550.00 DR

Total Debits: 550.00

Total Credits: 0.00



TAX INVOICE

Price Family Superfund

Invoice Date
25 Feb 2022

Invoice Number
INV-13490

ABN
81 523 295 035

YML Super Solutions
PO Box 800
BONDI JUNCTION
NSW 1355
Ph (02) 8383 4440
www.ymlgroup.com.au

Description	GST	Amount AUD
Professional charges for Audit Service for the Financial Year ended 30 June 2021.	10%	500.00
	Subtotal	500.00
	TOTAL GST 10%	50.00
	TOTAL AUD	550.00

Due Date: 4 Mar 2022

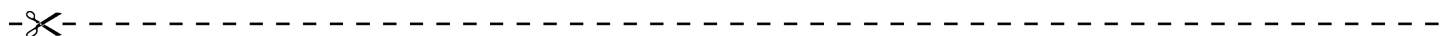
ACCTPRO Financial Services P/L trading as YML Super Solutions

Account Name: ACCTPRO Financial Services P/L

BSB: 082-140

Account Number: 772982366

Please include the Invoice Number as the Reference



PAYMENT ADVICE

To: YML Super Solutions
PO Box 800
BONDI JUNCTION
NSW 1355
Ph (02) 8383 4440
www.ymlgroup.com.au

Customer Price Family Superfund
Invoice Number INV-13490

Amount Due 550.00
Due Date 4 Mar 2022

Amount Enclosed

Enter the amount you are paying above

37500 - Investment Expenses

2022 Financial Year

Preparer Shelley Lian

Reviewer Steven Lee

Status Ready for Review

Account Code	Description	CY Balance	LY Balance	Change
PRICS001_NETWEALTHIN	Netwealth Investment Wrap	\$9,265.69	\$9,818.85	(5.63)%
WBC.AX	Westpac Banking Corporation		\$13.21	100%
TOTAL		CY Balance	LY Balance	
		\$9,265.69	\$9,832.06	

Supporting Documents

- General Ledger [Report](#)

Standard Checklist

- Attach all source documentation
- Ensure all Transactions have been entered

Price Family Superfund

General Ledger

As at 30 June 2022

Transaction Date	Description	Units	Debit	Credit	Balance \$
Investment Expenses (37500)					
Netwealth Investment Wrap (PRICS001 NETWEALTHIN)					
30/06/2022	Netwealth		9,265.69		9,265.69 DR
			9,265.69		9,265.69 DR
Total Debits:	9,265.69				
Total Credits:	0.00				

41600 - Pensions Paid

2022 Financial Year

Preparer Shelley Lian

Reviewer Steven Lee

Status Ready for Review

Account Code	Description	CY Balance	LY Balance	Change
PRIDIA00001P	(Pensions Paid) Price, Diane - Pension (Account Based Pension 1)	\$11,680.00	\$10,340.00	12.96%
PRIDIA00002P	(Pensions Paid) Price, Diane - Pension (Account Based Pension 2)	\$5,980.00	\$5,290.00	13.04%
PRIDIA00003P	(Pensions Paid) Price, Diane - Pension (Account Based Pension 3)	\$450.00	\$400.00	12.5%
PRIDIA00004P	(Pensions Paid) Price, Diane - Pension (Account Based Pension 4)	\$4,060.00	\$3,590.00	13.09%
PRIDIA00006P	(Pensions Paid) Price, Diane - Pension (Account Based Pension 6)	\$10.00	\$10.00	0%
PRIMIC00001P	(Pensions Paid) Price, Michael - Pension (Account Based Pension 1)	\$10,230.00	\$9,780.00	4.6%
PRIMIC00002P	(Pensions Paid) Price, Michael - Pension (Account Based Pension 2)	\$170.00	\$150.00	13.33%
PRIMIC00003P	(Pensions Paid) Price, Michael - Pension (Account Based Pension 3)	\$20.00	\$20.00	0%
PRIMIC00004P	(Pensions Paid) Price, Michael - Pension (Account Based Pension 4)	\$330.00	\$300.00	10%
PRIMIC00005P	(Pensions Paid) Price, Michael - Pension (Account Based Pension 5)	\$170.00	\$150.00	13.33%
PRIMIC00006P	(Pensions Paid) Price, Michael - Pension (Account Based Pension 6)	\$170.00	\$150.00	13.33%
PRIMIC00007P	(Pensions Paid) Price, Michael - Pension (Account Based Pension 7)	\$7,480.00	\$6,620.00	12.99%

TOTAL	CY Balance	LY Balance
	\$40,750.00	\$36,800.00

Supporting Documents

- Pension Summary Report [Report](#)

Standard Checklist

- Attach copy of Pension Summary Report
- Ensure Member(s) have been advised of pension for coming year
- Ensure Minimum Pension has been paid for each account

Price Family Superfund

Pension Summary

As at 30 June 2022

Member Name : Price, Michael

Member Age : 70* (Date of Birth : Provided)

Member Code	Pension Type	Pension Start Date	Tax Free	Min / PF	Minimum	Maximum	Gross Pension Payments	PAYG	Net Pension Payment	Amount to reach Minimum
PRIMIC00001P	Account Based Pension	01/07/2012	0.00%	2.50%	\$10,230.00*	N/A	\$10,230.00	\$0.00	\$10,230.00	\$0.00

*COVID-19 50% reduction has been applied to the minimum pension amount.

PRIMIC00002P	Account Based Pension	27/03/2013	0.00%	2.50%	\$170.00*	N/A	\$170.00	\$0.00	\$170.00	\$0.00
--------------	-----------------------	------------	-------	-------	-----------	-----	----------	--------	----------	--------

*COVID-19 50% reduction has been applied to the minimum pension amount.

PRIMIC00003P	Account Based Pension	27/05/2013	0.00%	2.50%	\$20.00*	N/A	\$20.00	\$0.00	\$20.00	\$0.00
--------------	-----------------------	------------	-------	-------	----------	-----	---------	--------	---------	--------

*COVID-19 50% reduction has been applied to the minimum pension amount.

PRIMIC00004P	Account Based Pension	26/06/2013	100.00%	2.50%	\$330.00*	N/A	\$330.00	\$0.00	\$330.00	\$0.00
--------------	-----------------------	------------	---------	-------	-----------	-----	----------	--------	----------	--------

*COVID-19 50% reduction has been applied to the minimum pension amount.

PRIMIC00005P	Account Based Pension	19/09/2013	0.00%	2.50%	\$170.00*	N/A	\$170.00	\$0.00	\$170.00	\$0.00
--------------	-----------------------	------------	-------	-------	-----------	-----	----------	--------	----------	--------

*COVID-19 50% reduction has been applied to the minimum pension amount.

PRIMIC00006P	Account Based Pension	24/10/2013	0.00%	2.50%	\$170.00*	N/A	\$170.00	\$0.00	\$170.00	\$0.00
--------------	-----------------------	------------	-------	-------	-----------	-----	----------	--------	----------	--------

*COVID-19 50% reduction has been applied to the minimum pension amount.

PRIMIC00007P	Account Based Pension	03/03/2015	18.69%	2.50%	\$7,480.00*	N/A	\$7,480.00	\$0.00	\$7,480.00	\$0.00
--------------	-----------------------	------------	--------	-------	-------------	-----	------------	--------	------------	--------

Price Family Superfund

Pension Summary

As at 30 June 2022

	Pension									
--	---------	--	--	--	--	--	--	--	--	--

*COVID-19 50% reduction has been applied to the minimum pension amount.

					\$18,570.00	\$0.00	\$18,570.00	\$0.00	\$18,570.00	\$0.00
--	--	--	--	--	-------------	--------	-------------	--------	-------------	--------

Member Name : Price, Diane

Member Age : 71* (Date of Birth : Provided)

Member Code	Pension Type	Pension Start Date	Tax Free	Min / PF	Minimum	Maximum	Gross Pension Payments	PAYG	Net Pension Payment	Amount to reach Minimum
PRIDIA0001P	Account Based Pension	02/07/2012	42.54%	2.50%	\$11,680.00*	N/A	\$11,680.00	\$0.00	\$11,680.00	\$0.00

*COVID-19 50% reduction has been applied to the minimum pension amount.

PRIDIA0002P	Account Based Pension	05/10/2012	100.00%	2.50%	\$5,980.00*	N/A	\$5,980.00	\$0.00	\$5,980.00	\$0.00
-------------	-----------------------	------------	---------	-------	-------------	-----	------------	--------	------------	--------

*COVID-19 50% reduction has been applied to the minimum pension amount.

PRIDIA0003P	Account Based Pension	26/06/2013	100.00%	2.50%	\$450.00*	N/A	\$450.00	\$0.00	\$450.00	\$0.00
-------------	-----------------------	------------	---------	-------	-----------	-----	----------	--------	----------	--------

*COVID-19 50% reduction has been applied to the minimum pension amount.

PRIDIA0004P	Account Based Pension	15/05/2014	100.00%	2.50%	\$4,060.00*	N/A	\$4,060.00	\$0.00	\$4,060.00	\$0.00
-------------	-----------------------	------------	---------	-------	-------------	-----	------------	--------	------------	--------

*COVID-19 50% reduction has been applied to the minimum pension amount.

PRIDIA0006P	Account Based Pension	01/07/2015	85.80%	2.50%	\$10.00*	N/A	\$10.00	\$0.00	\$10.00	\$0.00
-------------	-----------------------	------------	--------	-------	----------	-----	---------	--------	---------	--------

*COVID-19 50% reduction has been applied to the minimum pension amount.

					\$22,180.00	\$0.00	\$22,180.00	\$0.00	\$22,180.00	\$0.00
--	--	--	--	--	-------------	--------	-------------	--------	-------------	--------

Total :

Price Family Superfund

Pension Summary

As at 30 June 2022

					\$40,750.00	\$0.00	\$40,750.00	\$0.00	\$40,750.00	\$0.00
--	--	--	--	--	-------------	--------	-------------	--------	-------------	--------

*Age as at 01/07/2021 or pension start date for new pensions.

46000 - Benefits Paid/Transfers Out

2022 Financial Year

Preparer Shelley Lian

Reviewer Steven Lee

Status Ready for Review

Account Code	Description	CY Balance	LY Balance	Change
PRIMIC00001P	(Benefits Paid/Transfers Out) Price, Michael - Pension (Account Based Pension 1)	\$48,250.00	\$32,000.00	50.78%
TOTAL		CY Balance	LY Balance	
		\$48,250.00	\$32,000.00	

Supporting Documents

- General Ledger [Report](#)
- TBAR_Michael.pdf
- Clt_note.pdf

Standard Checklist

- Attach appropriate documentation in case of death or disability benefits or marriage breakdown
- Attach copies of Minutes, Rollover Benefits Statement, Lump Sum Payment form etc
- Ensure benefit calculated in accordance with Trust Deed

Price Family Superfund General Ledger

As at 30 June 2022

Transaction Date	Description	Units	Debit	Credit	Balance \$
Benefits Paid/Transfers Out (46000)					
<i>(Benefits Paid/Transfers Out) Price, Michael - Pension (Account Based Pension 1) (PRIMIC00001P)</i>					
08/07/2021	ANZ INTERNET BANKING FUNDS TRANSFER TRANSFER 728314 TO 013483594730747 Payment of		4,250.00		4,250.00 DR
20/10/2021	ANZ INTERNET BANKING FUNDS TRANSFER TRANSFER 913876 TO 013483594730747		11,000.00		15,250.00 DR
01/02/2022	ANZ INTERNET BANKING FUNDS TRANSFER TRANSFER 708976 TO 013483594730747		10,000.00		25,250.00 DR
22/04/2022	ANZ INTERNET BANKING FUNDS TRANSFER TRANSFER 391614 TO 013483594730747 Payment		8,000.00		33,250.00 DR
26/05/2022	ANZ INTERNET BANKING FUNDS TRANSFER TRANSFER 253176 TO 013483594730747		7,000.00		40,250.00 DR
02/06/2022	ANZ INTERNET BANKING FUNDS TRANSFER TRANSFER 292484 TO 013483594730747 Payment		8,000.00		48,250.00 DR
			48,250.00		48,250.00 DR

Total Debits: 48,250.00

Total Credits: 0.00



Superhelp Support <support@superhelp.com.au>

RE: Receipt of your SMSF Forms - Documents now attached for 2022 reports & return.

1 message

Michael Price <mike24price@yahoo.com.au>
To: Superhelp Support <support@superhelp.com.au>

Tue, Dec 13, 2022 at 4:59 PM

Hi Sandra and SuperHelp team,

Apologies for submitting this a bit late this year.

Attached are our documents for the Price Family Superfund SMSF, for the 2022 financial year, in the zip file. Included is our Document Register (in xls format) which is also attached directly in this email – it summarises the documents being submitted. I have also attached a copy of our deposit payment of \$550 – this should already appear in your account as you have an 'Osco' real-time account.

I would also like to point out that we shall require a TBAR for the Lump Sum payment of \$48,250 made to M. Price, per the member election received and agreed – this payment was requested to be made from the 'oldest pension account' PRIMIC00001P. The need for the TBAR is also referenced in section 26 of the document register.

Finally, could you please confirm receipt of this email and that you can successfully open and read the documents contained in the zip file.

Please let me know if you need any further information.

Regards

Michael Price

0408402008

From: Superhelp Support <support@superhelp.com.au>
Sent: Tuesday, 13 December 2022 2:47 PM
To: mike24price@yahoo.com.au
Subject: Receipt of your SMSF Forms

Dear Mr. Price,

This is to acknowledge that we have received your signed forms from Eversign.

Work on your account will commence once we have received your SMSF documents.

Yours Sincerely,

Joanne

Client Services

SuperHelp Australia Pty Ltd

Phone: 1300 736 453

Address: P O Box 1906, MACQUARIE CENTRE NSW 2113

website: www.superhelp.com.au

Confidentiality: This e-mail is intended only for the use of the individual or entity named above and may contain information that is confidential and privileged. If you are not the intended recipient, you are hereby notified that any dissemination, distribution or copying of this e-mail is strictly prohibited. If you have received this e-mail in error, please notify immediately by return e-mail and destroy all copies of this message.

Liability limited by a scheme approved under Professional Standards Legislation.

On Tue, Dec 13, 2022 at 2:38 PM Superhelp Australia Pty Ltd <delivery@eversign.com> wrote:

SuperHelp



This is to notify you that the signing of this document has been completed.

SMSF Annual Admin Order Forms 2022.pdf

[View Document](#)

Processed by eversign on behalf of SuperHelp

Contact

3 attachments



DOCS-PRICE-FAM-SUPER_2021-22-v1.zip
5425K



00-Doc-Register-PRICE-FAM-SUPER_2021-22-v1.xlsx
17K



2022-Deposit-ANZ Receipt - Ref 2023958813-paid20221213.pdf
19K



Super transfer balance account report

Who should complete this report?

Super providers and life insurance companies should complete this report when:

- there is a transfer balance account reporting requirement
- further information is required to calculate a member's total super balance
- further information is required to determine a member's concessional contributions amount
- incorrect information has previously been reported to us.

The obligation to report is on:

- the trustee of the fund for a super fund, including self-managed super funds (SMSFs) or an approved deposit fund (ADF)
- the retirement savings account (RSA) provider for an RSA
- a director of the life insurance company for a life insurance company.

Instructions

Follow the Super transfer balance account report instructions for assistance when completing this report.

You must complete and lodge separate reports for each member. If you have more than four events to report for a member you must lodge separate reports. However, if you are reporting a child death benefit income stream or a child reversionary income stream you can only report one event per report.

To cancel or update information already reported to us, you must cancel the original report. Ensure the "Yes" box in Section B is clearly marked and lodge the report exactly the same as the original event. A new report can then be lodged with the correct information.

Completing this report

- Print clearly, using a BLACK pen only.
- Use BLOCK LETTERS and print one character per box.

S	M	/	T	#		S	T				
---	---	---	---	---	--	---	---	--	--	--	--

- Place in ALL applicable boxes.



Section A: Member details

1 Tax file number (TFN)

i You don't have to provide the TFN to us. However, if you do, it will help us identify the member correctly and process your report quickly. For more information on privacy, refer to ato.gov.au/privacy

2 Name

Title: Mr Mrs Miss Ms Other

Family name

First given name

Other given names

3 Date of birth / /

4 Current residential address

/

Suburb/town

State/territory
(Australia only)

Postcode
(Australia only)

Country if other than Australia

Section D-1: Event one

! Refer to the instructions for more information on how to complete this section. Only report one event in this section. You can report a second event in Section D-2.

11 Is the first event:

A response to a commutation authority Go to question 12.

An income stream that commenced prior to 1 July 2017 Go to question 13.

An income stream that commenced on or after 1 July 2017 Go to question 13.

A limited recourse borrowing arrangement repayment Go to question 13.

A different transfer balance cap event Go to question 14.

Additional information to calculate a member's total super balance or concessional contributions – Go to questions 15 and 16.

Transfer balance cap event

12 Commutation authority

An event that occurred in response to a commutation authority issued by the ATO.

! A commutation authority is a notice the Commissioner issues to a super income stream provider requiring the provider to commute an amount out of a specified super income stream.

Event type:

Commutation authority – commuted in full

Commutation authority – commuted in part

Commutation authority – deceased

Commutation authority – defined benefit

➤ Go to Event details on the next page.

13 Pre-existing or new income stream event or a limited recourse borrowing arrangement (LRBA) repayment

A transfer balance cap event in relation to an income stream in existence just before 1 July 2017; a new income stream that commenced on or after 1 July 2017; or an LRBA repayment.

! If you select either **child death benefit income stream** or **child reversionary income stream** you must complete Section F and you can only report one event on this report.

Event type:

Super income stream

Reversionary income stream

LRBA repayment

! If you select one of the below events you can only report one event in this report. Refer to the instructions for more information.

Child death benefit income stream

Child reversionary income stream

➤ Go to Event details on the next page.

14 Other transfer balance cap event

Any other transfer balance cap event.

! If your member has voluntarily requested that you commute an amount, select **Member commutation** event type. Do not use this event type if you are responding to a commutation authority from the ATO.

Event type:

Member commutation

Income stream stops being in retirement phase

Structured settlement – post 1 July 2017

➤ Go to Event details on the next page.

Other information

15 Total super balance

Complete this question to provide information regarding the total super balance of a member. Refer to ato.gov.au/totalsuperbalance for more information on Total super balance.

Do not use these event types if you are reporting about your member's transfer balance cap. Retirement phase value is used to calculate your member's total super balance and is only required from 30 June 2018.

Event type:

Accumulation phase value Retirement phase value (30 June 2018 only)

16 Concessional contributions

Information regarding the notional taxed contributions of a member.

Only use this event type if you are reporting information for your member's notional taxed contributions.

Event type:

Uncapped notional taxed contributions (from 2017–18 financial year onwards)

Event details

You must complete Q17 and Q18 for each event reported with the exception of Commutation authority (deceased) and commutation authority – defined benefit. Refer to the instructions for more information on how to complete this section.

17 Effective date / /

18 Value \$.

19 If you are responding to a commutation authority, was the commutation paid directly to the member? (ie, paid out of the super system)

Only complete this question if the *Reporting event type* is **Commutation authority – commuted in full or Commutation authority – commuted in part**.

If unknown leave this question blank.

No Yes

Section E-1: Member account details

Only certain event types require you to answer question 20. Refer to the instructions for more information on how to complete this question.

20 Member account type

Account-based income stream

Capped defined benefit income stream just before 1 July 2017

Market-linked capped defined benefit income stream just before 1 July 2017

Capped defined benefit income stream on or after 1 July 2017

21 Is the account closed?

No Yes

22 Unique superannuation identifier (USI)

If you don't have a USI leave this question blank

23 Member account number

P R I M I C 0 0 0 0 1 P

24 Member client identifier (number)

If you don't have a member client identifier leave this question blank

P R I C M I C H 0 0 0 0 1

Section D-2: Event two

! Refer to the instructions for more information on how to complete this section. Only report one event in this section. You can report a third event in Section D-3.

11 Is the second event:

A response to a commutation authority Go to question 12.

An income stream that commenced prior to 1 July 2017 Go to question 13.

An income stream that commenced on or after 1 July 2017 Go to question 13.

A limited recourse borrowing arrangement repayment Go to question 13.

A different transfer balance cap event Go to question 14.

Additional information to calculate a member's total super balance or concessional contributions – Go to questions 15 and 16.

Transfer balance cap event

12 Commutation authority

An event that occurred in response to a commutation authority issued by the ATO.

! A commutation authority is a notice the Commissioner issues to a super income stream provider requiring the provider to commute an amount out of a specified super income stream.

Event type:

Commutation authority – commuted in full

Commutation authority – commuted in part

Commutation authority – deceased

Commutation authority – defined benefit

➤ Go to Event details on the next page.

13 Pre-existing or new income stream event or a limited recourse borrowing arrangement (LRBA) repayment

A transfer balance cap event in relation to an income stream in existence just before 1 July 2017; a new income stream that commenced on or after 1 July 2017; or an LRBA repayment.

! If you select either **child death benefit income stream** or **child reversionary income stream** you must complete Section F and you can only report one event on this report.

Event type:

Super income stream

Reversionary income stream

LRBA repayment

➤ Go to Event details on the next page.

14 Other transfer balance cap event

Any other transfer balance cap event.

! If your member has voluntarily requested that you commute an amount, select **Member commutation** event type. Do not use this event type if you are responding to a commutation authority from the ATO.

Event type:

Member commutation

Income stream stops being in retirement phase

Structured settlement – post 1 July 2017

➤ Go to Event details on the next page.

Other information

15 Total super balance

Complete this question to provide information regarding the total super balance of a member. Refer to ato.gov.au/totalsuperbalance for more information on Total super balance.

Do not use these event types if you are reporting about your member's transfer balance cap. Retirement phase value is used to calculate your member's total super balance and is only required from 30 June 2018.

Event type:

Accumulation phase value Retirement phase value (30 June 2018 only)

16 Concessional contributions

Information regarding the notional taxed contributions of a member.

Only use this event type if you are reporting information for your member's notional taxed contributions.

Event type:

Uncapped notional taxed contributions (from 2017–18 financial year onwards)

Event details

You must complete Q17 and Q18 for each event reported with the exception of Commutation authority (deceased) and commutation authority – defined benefit. Refer to the instructions for more information on how to complete this section.

17 Effective date / /

18 Value \$.

19 If you are responding to a commutation authority, was the commutation paid directly to the member? (ie, paid out of the super system)

Only complete this question if the *Reporting event type* is **Commutation authority – commuted in full** or **Commutation authority – commuted in part**.

If unknown leave this question blank.

No Yes

Section E-2: Member account details

Only certain event types require you to answer question 20. Refer to the instructions for more information on how to complete this question.

20 Member account type

Account-based income stream

Capped defined benefit income stream just before 1 July 2017

Market-linked capped defined benefit income stream just before 1 July 2017

Capped defined benefit income stream on or after 1 July 2017

21 Is the account closed?

No Yes

22 Unique superannuation identifier (USI)

If you don't have a USI leave this question blank

23 Member account number

P R I M I C 0 0 0 0 1 P

24 Member client identifier (number)

If you don't have a member client identifier leave this question blank

P R I C M I C H 0 0 0 1

Section D-3: Event three

! Refer to the instructions for more information on how to complete this section. Only report one event in this section. You can report a fourth event in Section D-4.

11 Is the third event:

A response to a commutation authority Go to question 12.

An income stream that commenced prior to 1 July 2017 Go to question 13.

An income stream that commenced on or after 1 July 2017 Go to question 13.

A limited recourse borrowing arrangement repayment Go to question 13.

A different transfer balance cap event Go to question 14.

Additional information to calculate a member's total super balance or concessional contributions – Go to questions 15 and 16.

Transfer balance cap event

12 Commutation authority

An event that occurred in response to a commutation authority issued by the ATO.

! A commutation authority is a notice the Commissioner issues to a super income stream provider requiring the provider to commute an amount out of a specified super income stream.

Event type:

Commutation authority – commuted in full

Commutation authority – commuted in part

Commutation authority – deceased

Commutation authority – defined benefit

➤ Go to Event details on the next page.

13 Pre-existing or new income stream event or a limited recourse borrowing arrangement (LRBA) repayment

A transfer balance cap event in relation to an income stream in existence just before 1 July 2017; a new income stream that commenced on or after 1 July 2017; or an LRBA repayment.

! If you select either **child death benefit income stream** or **child reversionary income stream** you must complete Section F and you can only report one event on this report.

Event type:

Super income stream

Reversionary income stream

LRBA repayment

➤ Go to Event details on the next page.

14 Other transfer balance cap event

Any other transfer balance cap event.

! If your member has voluntarily requested that you commute an amount, select **Member commutation** event type. Do not use this event type if you are responding to a commutation authority from the ATO.

Event type:

Member commutation

Income stream stops being in retirement phase

Structured settlement – post 1 July 2017

➤ Go to Event details on the next page.

Other information

15 Total super balance

Complete this question to provide information regarding the total super balance of a member.
Refer to ato.gov.au/totalsuperbalance for more information on Total super balance.

Do not use these event types if you are reporting about your member's transfer balance cap. Retirement phase value is used to calculate your member's total super balance and is only required from 30 June 2018.

Event type:

Accumulation phase value Retirement phase value (30 June 2018 only)

16 Concessional contributions

Information regarding the notional taxed contributions of a member.

Only use this event type if you are reporting information for your member's notional taxed contributions.

Event type:

Uncapped notional taxed contributions (from 2017–18 financial year onwards)

Event details

You must complete Q17 and Q18 for each event reported with the exception of Commutation authority (deceased) and commutation authority – defined benefit. Refer to the instructions for more information on how to complete this section.

17 Effective date / /

18 Value \$.

19 If you are responding to a commutation authority, was the commutation paid directly to the member?
(ie, paid out of the super system)

Only complete this question if the *Reporting event type* is **Commutation authority – commuted in full** or **Commutation authority – commuted in part**.

If unknown leave this question blank.

No Yes

Section E-3: Member account details

Only certain event types require you to answer question 20. Refer to the instructions for more information on how to complete this question.

20 Member account type

Account-based income stream

Capped defined benefit income stream just before 1 July 2017

Market-linked capped defined benefit income stream just before 1 July 2017

Capped defined benefit income stream on or after 1 July 2017

21 Is the account closed?

No Yes

22 Unique superannuation identifier (USI)

If you don't have a USI leave this question blank

23 Member account number

P R I M I C 0 0 0 0 1 P

24 Member client identifier (number)

If you don't have a member client identifier leave this question blank

P R I C M I C H 0 0 0 1

Section D-4: **Event four**

! Refer to the instructions for more information on how to complete this section. Only report one event in this section.

11 Is the fourth event:

A response to a commutation authority Go to question 12.

An income stream that commenced prior to 1 July 2017 Go to question 13.

An income stream that commenced on or after 1 July 2017 Go to question 13.

A limited recourse borrowing arrangement repayment Go to question 13.

A different transfer balance cap event Go to question 14.

Additional information to calculate a member's total super balance or concessional contributions – **Go to questions 15 and 16.**

Transfer balance cap event

12 Commutation authority

An event that occurred in response to a commutation authority issued by the ATO.

! A commutation authority is a notice the Commissioner issues to a super income stream provider requiring the provider to commute an amount out of a specified super income stream.

Event type:

Commutation authority – commuted in full

Commutation authority – commuted in part

Commutation authority – deceased

Commutation authority – defined benefit

> Go to Event details on the next page.

13 Pre-existing or new income stream event or a limited recourse borrowing arrangement (LRBA) repayment

A transfer balance cap event in relation to an income stream in existence just before 1 July 2017; a new income stream that commenced on or after 1 July 2017; or an LRBA repayment.

! If you select either **child death benefit income stream** or **child reversionary income stream** you must complete Section F and you can only report one event on this report.

Event type:

Super income stream

Reversionary income stream

LRBA repayment

> Go to Event details on the next page.

14 Other transfer balance cap event

Any other transfer balance cap event.

! If your member has voluntarily requested that you commute an amount, select **Member commutation** event type. Do not use this event type if you are responding to a commutation authority from the ATO.

Event type:

Member commutation

Income stream stops being in retirement phase

Structured settlement – post 1 July 2017

> Go to Event details on the next page.

Other information

15 Total super balance

Complete this question to provide information regarding the total super balance of a member.
Refer to ato.gov.au/totalsuperbalance for more information on Total super balance.

Do not use these event types if you are reporting about your member's transfer balance cap. Retirement phase value is used to calculate your member's total super balance and is only required from 30 June 2018.

Event type:

Accumulation phase value Retirement phase value (30 June 2018 only)

16 Concessional contributions

Information regarding the notional taxed contributions of a member.

Only use this event type if you are reporting information for your member's notional taxed contributions.

Event type:

Uncapped notional taxed contributions (from 2017–18 financial year onwards)

Event details

You must complete Q17 and Q18 for each event reported with the exception of Commutation authority (deceased) and commutation authority – defined benefit. Refer to the instructions for more information on how to complete this section.

17 Effective date / /

18 Value \$.

19 If you are responding to a commutation authority, was the commutation paid directly to the member?
(ie, paid out of the super system)

Only complete this question if the *Reporting event type* is **Commutation authority – commuted in full or Commutation authority – commuted in part**.

If unknown leave this question blank.

No Yes

Section E-4: Member account details

Only certain event types require you to answer question 20. Refer to the instructions for more information on how to complete this question.

20 Member account type

Account-based income stream

Capped defined benefit income stream just before 1 July 2017

Market-linked capped defined benefit income stream just before 1 July 2017

Capped defined benefit income stream on or after 1 July 2017

21 Is the account closed?

No Yes

22 Unique superannuation identifier (USI)

If you don't have a USI leave this question blank

23 Member account number

P R I M I C 0 0 0 0 1 P

24 Member client identifier (number)

If you don't have a member client identifier leave this question blank

P R I C M I C H 0 0 0 0 1



Section F: **Third party details**

! You only need to complete Section F if the *Reporting event type* is **Child death benefit income stream** or **Child reversionary income stream**. Otherwise leave Section F blank. You must complete this section with the deceased person's details.

25 Tax file number (TFN)

! You don't have to provide the TFN to us. However, if you do, it will help us identify the third party correctly and process your report quickly. For more information on privacy, refer to ato.gov.au/privacy

26 Name

Family name

First given name

Other given names

27 Date of birth Day / Month / Year

Section G: Declarations

Complete the declaration that applies to you. Print your full name then sign and date the declaration.

! Before you sign the declaration, check that you have provided true and correct information. Penalties may be imposed for giving false or misleading information.

Trustee, director or authorised officer declaration

Complete this declaration if you are the trustee, director or authorised officer of the super provider.

I declare that the information contained in the statement is true and correct.

Name

M I C H A E L P R I C E

Business hours phone number (include area code) 0 3 9 5 7 6 7 6 2 6

Trustee, director or authorised officer signature

Date ^{Day} 1 9 / ^{Month} 0 1 / ^{Year} 2 0 2 3

OR

Authorised representative declaration

Complete this declaration if you are an authorised representative of the super provider or life insurance company.

I declare that:

- I have prepared the statement with the information supplied by the super provider or life insurance company
- I have received a declaration made by the super provider or life insurance company that the information provided to me for the preparation of this statement is true and correct
- I am authorised by the super provider or life insurance company to give the information in the statement to the ATO.

Name

Business hours phone number (include area code)

Authorised representative signature

Date ^{Day} / ^{Month} / ^{Year}

Lodging this report

Do not remove any pages when lodging your report, all pages must be returned for the form to be accepted.

You can lodge this report via:

- Tax Agent Portal
- Business Portal if you are a business portal user
- Post

Lodging through the Tax Agent Portal or Business Portal means you will receive an instant receipt.

If you are lodging by post, use the postal address below:

Australian Taxation Office
PO BOX 3006
PENRITH NSW 2740

Print form

Save form

Reset form



Super transfer balance account report

Who should complete this report?

Super providers and life insurance companies should complete this report when:

- there is a transfer balance account reporting requirement
- further information is required to calculate a member's total super balance
- further information is required to determine a member's concessional contributions amount
- incorrect information has previously been reported to us.

The obligation to report is on:

- the trustee of the fund for a super fund, including self-managed super funds (SMSFs) or an approved deposit fund (ADF)
- the retirement savings account (RSA) provider for an RSA
- a director of the life insurance company for a life insurance company.

Instructions

Follow the Super transfer balance account report instructions for assistance when completing this report.

You must complete and lodge separate reports for each member. If you have more than four events to report for a member you must lodge separate reports. However, if you are reporting a child death benefit income stream or a child reversionary income stream you can only report one event per report.

To cancel or update information already reported to us, you must cancel the original report. Ensure the "Yes" box in Section B is clearly marked and lodge the report exactly the same as the original event. A new report can then be lodged with the correct information.

Completing this report

- Print clearly, using a BLACK pen only.
- Use BLOCK LETTERS and print one character per box.

S M / T # S T

- Place in ALL applicable boxes.



Section A: Member details

1 Tax file number (TFN)

! You don't have to provide the TFN to us. However, if you do, it will help us identify the member correctly and process your report quickly. For more information on privacy, refer to ato.gov.au/privacy

2 Name

Title: Mr Mrs Miss Ms Other

Family name

P R I C E

First given name

M I C H A E L

Other given names

Day Month Year / /

3 Date of birth

4 Current residential address

3 / 1 1 1 T H O M A S S T R E E T

Suburb/town

B R I G H T O N E A S T

State/territory

V I C

(Australia only)

Postcode

3 1 8 7

(Australia only)

Country if other than Australia

Section D-1: Event one

! Refer to the instructions for more information on how to complete this section. Only report one event in this section. You can report a second event in Section D-2.

11 Is the first event:

A response to a commutation authority Go to question 12.

An income stream that commenced prior to 1 July 2017 Go to question 13.

An income stream that commenced on or after 1 July 2017 Go to question 13.

A limited recourse borrowing arrangement repayment Go to question 13.

A different transfer balance cap event Go to question 14.

Additional information to calculate a member's total super balance or concessional contributions – Go to questions 15 and 16.

Transfer balance cap event

12 Commutation authority

An event that occurred in response to a commutation authority issued by the ATO.

! A commutation authority is a notice the Commissioner issues to a super income stream provider requiring the provider to commute an amount out of a specified super income stream.

Event type:

Commutation authority – commuted in full

Commutation authority – commuted in part

Commutation authority – deceased

Commutation authority – defined benefit

➤ Go to Event details on the next page.

13 Pre-existing or new income stream event or a limited recourse borrowing arrangement (LRBA) repayment

A transfer balance cap event in relation to an income stream in existence just before 1 July 2017; a new income stream that commenced on or after 1 July 2017; or an LRBA repayment.

! If you select either **child death benefit income stream** or **child reversionary income stream** you must complete Section F and you can only report one event on this report.

Event type:

Super income stream

Reversionary income stream

LRBA repayment

! If you select one of the below events you can only report one event in this report. Refer to the instructions for more information.

Child death benefit income stream

Child reversionary income stream

➤ Go to Event details on the next page.

14 Other transfer balance cap event

Any other transfer balance cap event.

! If your member has voluntarily requested that you commute an amount, select **Member commutation** event type. Do not use this event type if you are responding to a commutation authority from the ATO.

Event type:

Member commutation

Income stream stops being in retirement phase

Structured settlement – post 1 July 2017

➤ Go to Event details on the next page.

Other information

15 Total super balance

Complete this question to provide information regarding the total super balance of a member. Refer to ato.gov.au/totalsuperbalance for more information on Total super balance.

Do not use these event types if you are reporting about your member's transfer balance cap. Retirement phase value is used to calculate your member's total super balance and is only required from 30 June 2018.

Event type:

Accumulation phase value Retirement phase value (30 June 2018 only)

16 Concessional contributions

Information regarding the notional taxed contributions of a member.

Only use this event type if you are reporting information for your member's notional taxed contributions.

Event type:

Uncapped notional taxed contributions (from 2017–18 financial year onwards)

Event details

You must complete Q17 and Q18 for each event reported with the exception of Commutation authority (deceased) and commutation authority – defined benefit. Refer to the instructions for more information on how to complete this section.

17 Effective date / /

18 Value \$.

19 If you are responding to a commutation authority, was the commutation paid directly to the member? (ie, paid out of the super system)

Only complete this question if the *Reporting event type* is **Commutation authority – commuted in full or Commutation authority – commuted in part**.

If unknown leave this question blank.

No Yes

Section E-1: Member account details

Only certain event types require you to answer question 20. Refer to the instructions for more information on how to complete this question.

20 Member account type

Account-based income stream

Capped defined benefit income stream just before 1 July 2017

Market-linked capped defined benefit income stream just before 1 July 2017

Capped defined benefit income stream on or after 1 July 2017

21 Is the account closed?

No Yes

22 Unique superannuation identifier (USI)

If you don't have a USI leave this question blank

23 Member account number

P R I M I C 0 0 0 0 1 P

24 Member client identifier (number)

If you don't have a member client identifier leave this question blank

P R I C M I C H 0 0 0 0 1

Section D-2: **Event two**

! Refer to the instructions for more information on how to complete this section. Only report one event in this section. You can report a third event in Section D-3.

11 Is the second event:

A response to a commutation authority Go to question 12.

An income stream that commenced prior to 1 July 2017 Go to question 13.

An income stream that commenced on or after 1 July 2017 Go to question 13.

A limited recourse borrowing arrangement repayment Go to question 13.

A different transfer balance cap event Go to question 14.

Additional information to calculate a member's total super balance or concessional contributions – **Go to questions 15 and 16.**

Transfer balance cap event

12 Commutation authority

An event that occurred in response to a commutation authority issued by the ATO.

! A commutation authority is a notice the Commissioner issues to a super income stream provider requiring the provider to commute an amount out of a specified super income stream.

Event type:

Commutation authority – commuted in full

Commutation authority – commuted in part

Commutation authority – deceased

Commutation authority – defined benefit

➤ Go to Event details on the next page.

13 Pre-existing or new income stream event or a limited recourse borrowing arrangement (LRBA) repayment

A transfer balance cap event in relation to an income stream in existence just before 1 July 2017; a new income stream that commenced on or after 1 July 2017; or an LRBA repayment.

! If you select either **child death benefit income stream** or **child reversionary income stream** you must complete Section F and you can only report one event on this report.

Event type:

Super income stream

Reversionary income stream

LRBA repayment

➤ Go to Event details on the next page.

14 Other transfer balance cap event

Any other transfer balance cap event.

! If your member has voluntarily requested that you commute an amount, select **Member commutation** event type. Do not use this event type if you are responding to a commutation authority from the ATO.

Event type:

Member commutation

Income stream stops being in retirement phase

Structured settlement – post 1 July 2017

➤ Go to Event details on the next page.

Other information

15 Total super balance

Complete this question to provide information regarding the total super balance of a member.
Refer to ato.gov.au/totalsuperbalance for more information on Total super balance.

Do not use these event types if you are reporting about your member's transfer balance cap. Retirement phase value is used to calculate your member's total super balance and is only required from 30 June 2018.

Event type:

Accumulation phase value Retirement phase value (30 June 2018 only)

16 Concessional contributions

Information regarding the notional taxed contributions of a member.

Only use this event type if you are reporting information for your member's notional taxed contributions.

Event type:

Uncapped notional taxed contributions (from 2017–18 financial year onwards)

Event details

You must complete Q17 and Q18 for each event reported with the exception of Commutation authority (deceased) and commutation authority – defined benefit. Refer to the instructions for more information on how to complete this section.

17 Effective date / /

18 Value \$.

19 If you are responding to a commutation authority, was the commutation paid directly to the member?
(ie, paid out of the super system)

Only complete this question if the *Reporting event type* is **Commutation authority – commuted in full** or **Commutation authority – commuted in part**.

If unknown leave this question blank.

No Yes

Section E-2: Member account details

Only certain event types require you to answer question 20. Refer to the instructions for more information on how to complete this question.

20 Member account type

Account-based income stream

Capped defined benefit income stream just before 1 July 2017

Market-linked capped defined benefit income stream just before 1 July 2017

Capped defined benefit income stream on or after 1 July 2017

21 Is the account closed?

No Yes

22 Unique superannuation identifier (USI)

If you don't have a USI leave this question blank

23 Member account number

P R I M I C 0 0 0 0 1 P

24 Member client identifier (number)

If you don't have a member client identifier leave this question blank

P R I C M I C H 0 0 0 1

Section D-3: Event three

! Refer to the instructions for more information on how to complete this section. Only report one event in this section. You can report a fourth event in Section D-4.

11 Is the third event:

A response to a commutation authority Go to question 12.

An income stream that commenced prior to 1 July 2017 Go to question 13.

An income stream that commenced on or after 1 July 2017 Go to question 13.

A limited recourse borrowing arrangement repayment Go to question 13.

A different transfer balance cap event Go to question 14.

Additional information to calculate a member's total super balance or concessional contributions – Go to questions 15 and 16.

Transfer balance cap event

12 Commutation authority

An event that occurred in response to a commutation authority issued by the ATO.

! A commutation authority is a notice the Commissioner issues to a super income stream provider requiring the provider to commute an amount out of a specified super income stream.

Event type:

Commutation authority – commuted in full

Commutation authority – commuted in part

Commutation authority – deceased

Commutation authority – defined benefit

> Go to Event details on the next page.

13 Pre-existing or new income stream event or a limited recourse borrowing arrangement (LRBA) repayment

A transfer balance cap event in relation to an income stream in existence just before 1 July 2017; a new income stream that commenced on or after 1 July 2017; or an LRBA repayment.

! If you select either **child death benefit income stream** or **child reversionary income stream** you must complete Section F and you can only report one event on this report.

Event type:

Super income stream

Reversionary income stream

LRBA repayment

> Go to Event details on the next page.

14 Other transfer balance cap event

Any other transfer balance cap event.

! If your member has voluntarily requested that you commute an amount, select **Member commutation** event type. Do not use this event type if you are responding to a commutation authority from the ATO.

Event type:

Member commutation

Income stream stops being in retirement phase

Structured settlement – post 1 July 2017

> Go to Event details on the next page.

Other information

15 Total super balance

Complete this question to provide information regarding the total super balance of a member. Refer to ato.gov.au/totalsuperbalance for more information on Total super balance.

Do not use these event types if you are reporting about your member's transfer balance cap. Retirement phase value is used to calculate your member's total super balance and is only required from 30 June 2018.

Event type:

Accumulation phase value Retirement phase value (30 June 2018 only)

16 Concessional contributions

Information regarding the notional taxed contributions of a member.

Only use this event type if you are reporting information for your member's notional taxed contributions.

Event type:

Uncapped notional taxed contributions (from 2017–18 financial year onwards)

Event details

You must complete Q17 and Q18 for each event reported with the exception of Commutation authority (deceased) and commutation authority – defined benefit. Refer to the instructions for more information on how to complete this section.

17 Effective date / /

18 Value \$, , .

19 If you are responding to a commutation authority, was the commutation paid directly to the member? (ie, paid out of the super system)

Only complete this question if the *Reporting event type* is **Commutation authority – commuted in full** or **Commutation authority – commuted in part**.

If unknown leave this question blank.

No Yes

Section E-3: Member account details

Only certain event types require you to answer question 20. Refer to the instructions for more information on how to complete this question.

20 Member account type

Account-based income stream

Capped defined benefit income stream just before 1 July 2017

Market-linked capped defined benefit income stream just before 1 July 2017

Capped defined benefit income stream on or after 1 July 2017

21 Is the account closed?

No Yes

22 Unique superannuation identifier (USI)

If you don't have a USI leave this question blank

23 Member account number

24 Member client identifier (number)

If you don't have a member client identifier leave this question blank

Section D-4: Event four

Refer to the instructions for more information on how to complete this section. Only report one event in this section.

11 Is the fourth event:

- A response to a commutation authority Go to question 12.
- An income stream that commenced prior to 1 July 2017 Go to question 13.
- An income stream that commenced on or after 1 July 2017 Go to question 13.
- A limited recourse borrowing arrangement repayment Go to question 13.
- A different transfer balance cap event Go to question 14.

Additional information to calculate a member's total super balance or concessional contributions – Go to questions 15 and 16.

Transfer balance cap event

12 Commutation authority

An event that occurred in response to a commutation authority issued by the ATO.

A commutation authority is a notice the Commissioner issues to a super income stream provider requiring the provider to commute an amount out of a specified super income stream.

Event type:

- Commutation authority – commuted in full
- Commutation authority – commuted in part
- Commutation authority – deceased
- Commutation authority – defined benefit

Go to Event details on the next page.

13 Pre-existing or new income stream event or a limited recourse borrowing arrangement (LRBA) repayment

A transfer balance cap event in relation to an income stream in existence just before 1 July 2017; a new income stream that commenced on or after 1 July 2017; or an LRBA repayment.

If you select either **child death benefit income stream** or **child reversionary income stream** you must complete Section F and you can only report one event on this report.

Event type:

- Super income stream
- Reversionary income stream
- LRBA repayment

Go to Event details on the next page.

14 Other transfer balance cap event

Any other transfer balance cap event.

If your member has voluntarily requested that you commute an amount, select **Member commutation** event type. Do not use this event type if you are responding to a commutation authority from the ATO.

Event type:

- Member commutation
- Income stream stops being in retirement phase
- Structured settlement – post 1 July 2017

Go to Event details on the next page.

Other information

15 Total super balance

Complete this question to provide information regarding the total super balance of a member.
Refer to ato.gov.au/totalsuperbalance for more information on Total super balance.

Do not use these event types if you are reporting about your member's transfer balance cap. Retirement phase value is used to calculate your member's total super balance and is only required from 30 June 2018.

Event type:

Accumulation phase value Retirement phase value (30 June 2018 only)

16 Concessional contributions

Information regarding the notional taxed contributions of a member.

Only use this event type if you are reporting information for your member's notional taxed contributions.

Event type:

Uncapped notional taxed contributions (from 2017–18 financial year onwards)

Event details

You must complete Q17 and Q18 for each event reported with the exception of Commutation authority (deceased) and commutation authority – defined benefit. Refer to the instructions for more information on how to complete this section.

17 Effective date / /

18 Value \$.

19 If you are responding to a commutation authority, was the commutation paid directly to the member? (ie, paid out of the super system)

Only complete this question if the *Reporting event type* is **Commutation authority – commuted in full or Commutation authority – commuted in part**.

If unknown leave this question blank.

No Yes

Section E-4: Member account details

Only certain event types require you to answer question 20. Refer to the instructions for more information on how to complete this question.

20 Member account type

Account-based income stream

Capped defined benefit income stream just before 1 July 2017

Market-linked capped defined benefit income stream just before 1 July 2017

Capped defined benefit income stream on or after 1 July 2017

21 Is the account closed?

No Yes

22 Unique superannuation identifier (USI)

If you don't have a USI leave this question blank

23 Member account number

24 Member client identifier (number)

If you don't have a member client identifier leave this question blank



Section F: **Third party details**

! You only need to complete Section F if the *Reporting event type* is **Child death benefit income stream** or **Child reversionary income stream**. Otherwise leave Section F blank. You must complete this section with the deceased person's details.

25 Tax file number (TFN)

! You don't have to provide the TFN to us. However, if you do, it will help us identify the third party correctly and process your report quickly. For more information on privacy, refer to ato.gov.au/privacy

26 Name

Family name

First given name

Other given names

27 Date of birth ^{Day} / ^{Month} / ^{Year}

Section G: Declarations

Complete the declaration that applies to you. Print your full name then sign and date the declaration.

! Before you sign the declaration, check that you have provided true and correct information. Penalties may be imposed for giving false or misleading information.

Trustee, director or authorised officer declaration

Complete this declaration if you are the trustee, director or authorised officer of the super provider.

I declare that the information contained in the statement is true and correct.

Name

M I C H A E L P R I C E

Business hours phone number (include area code) 0 3 9 5 7 6 7 6 2 6

Trustee, director or authorised officer signature

Date

Day	1	9	/	Month	0	1	/	Year	2	0	2	3
-----	---	---	---	-------	---	---	---	------	---	---	---	---

OR

Authorised representative declaration

Complete this declaration if you are an authorised representative of the super provider or life insurance company.

I declare that:

- I have prepared the statement with the information supplied by the super provider or life insurance company
- I have received a declaration made by the super provider or life insurance company that the information provided to me for the preparation of this statement is true and correct
- I am authorised by the super provider or life insurance company to give the information in the statement to the ATO.

Name

Business hours phone number (include area code)

Authorised representative signature

Date

Day			/	Month			/	Year				
-----	--	--	---	-------	--	--	---	------	--	--	--	--

Lodging this report

Do not remove any pages when lodging your report, all pages must be returned for the form to be accepted.

You can lodge this report via:

- Tax Agent Portal
- Business Portal if you are a business portal user
- Post

Lodging through the Tax Agent Portal or Business Portal means you will receive an instant receipt.

If you are lodging by post, use the postal address below:

Australian Taxation Office
PO BOX 3006
PENRITH NSW 2740

Print form

Save form

Reset form

48500 - Income Tax Expense

2022 Financial Year

Preparer Shelley Lian

Reviewer Steven Lee

Status Ready for Review

Account Code	Description	CY Balance	LY Balance	Change
48500	Income Tax Expense	(\$10,684.53)	(\$4,821.93)	121.58%
TOTAL		CY Balance	LY Balance	
		(\$10,684.53)	(\$4,821.93)	

Supporting Documents

No supporting documents

49000 - Profit/Loss Allocation Account

2022 Financial Year

Preparer Shelley Lian

Reviewer Steven Lee

Status Ready for Review

Account Code	Description	CY Balance	LY Balance	Change
49000	Profit/Loss Allocation Account	(\$215,721.37)	\$158,294.32	(236.28)%
TOTAL		CY Balance	LY Balance	
		(\$215,721.37)	\$158,294.32	

Supporting Documents

No supporting documents

50000 - Members

2022 Financial Year

Preparer Shelley Lian

Reviewer Steven Lee

Status Ready for Review

Account Code	Description	Opening Balance	Contribution Income	Earnings	Member Payments	Tax & Fees	Closing Balance	Change
PRIDIA00001P	Price, Diane - Pension (Account Based Pension 1)	(\$467,137.74)		\$36,736.53	\$11,680.00		(\$418,721.21)	(10.36)%
PRIDIA00002P	Price, Diane - Pension (Account Based Pension 2)	(\$239,332.59)		\$18,818.12	\$5,980.00		(\$214,534.47)	(10.36)%
PRIDIA00003P	Price, Diane - Pension (Account Based Pension 3)	(\$17,986.95)		\$1,419.28	\$450.00		(\$16,117.67)	(10.39)%
PRIDIA00004P	Price, Diane - Pension (Account Based Pension 4)	(\$162,559.97)		\$12,786.19	\$4,060.00		(\$145,713.78)	(10.36)%
PRIDIA00006P	Price, Diane - Pension (Account Based Pension 6)	(\$550.94)		\$50.68	\$10.00		(\$490.26)	(11.01)%
PRIMIC00001P	Price, Michael - Pension (Account Based Pension 1)	(\$409,264.91)		\$30,679.24	\$58,480.00		(\$320,105.67)	(21.79)%
PRIMIC00002P	Price, Michael - Pension (Account Based Pension 2)	(\$6,905.00)		\$544.90	\$170.00		(\$6,190.10)	(10.35)%

Account Code	Description	Opening Balance	Contribution Income	Earnings	Member Payments	Tax & Fees	Closing Balance	Change
PRIMIC00003P	Price, Michael - Pension (Account Based Pension 3)	(\$990.37)		\$76.03	\$20.00		(\$894.34)	(9.7)%
PRIMIC00004P	Price, Michael - Pension (Account Based Pension 4)	(\$13,361.70)		\$1,051.79	\$330.00		(\$11,979.91)	(10.34)%
PRIMIC00005P	Price, Michael - Pension (Account Based Pension 5)	(\$6,642.51)		\$519.56	\$170.00		(\$5,952.95)	(10.38)%
PRIMIC00006P	Price, Michael - Pension (Account Based Pension 6)	(\$6,637.54)		\$519.56	\$170.00		(\$5,947.98)	(10.39)%
PRIMIC00007P	Price, Michael - Pension (Account Based Pension 7)	(\$299,041.55)		\$23,519.49	\$7,480.00		(\$268,042.06)	(10.37)%
TOTAL		Opening Balance	Contribution Income	Earnings	Member Payments	Tax & Fees	Closing Balance	
		(\$1,630,411.77)		\$126,721.37	\$89,000.00		(\$1,414,690.40)	

Supporting Documents

- Members Summary [Report](#)
- Members Statements [Report](#)

Standard Checklist

Attach copies of Members Statements

Price Family Superfund Members Statement

Michael Price
3/111 Thomas Street
Brighton East, Victoria, 3187, Australia

Your Details

Date of Birth :	Provided	Nominated Beneficiaries:	Diane Price
Age:	71	Nomination Type:	N/A
Tax File Number:	Provided	Vested Benefits:	320,105.67
Date Joined Fund:	11/04/2011	Total Death Benefit:	320,105.67
Service Period Start Date:	12/09/1987	Current Salary:	0.00
Date Left Fund:		Previous Salary:	0.00
Member Code:	PRIMIC00001P	Disability Benefit:	0.00
Account Start Date:	01/07/2012		
Account Phase:	Retirement Phase		
Account Description:	Account Based Pension 1		

Your Balance

Total Benefits	320,105.67
<u>Preservation Components</u>	
Preserved	
Unrestricted Non Preserved	320,105.67
Restricted Non Preserved	
<u>Tax Components</u>	
Tax Free (0.00%)	
Taxable	320,105.67

Your Detailed Account Summary

	This Year	Last Year
Opening balance at 01/07/2021	409,264.91	391,228.27
<u>Increases to Member account during the period</u>		
Employer Contributions		
Personal Contributions (Concessional)		
Personal Contributions (Non Concessional)		
Government Co-Contributions		
Other Contributions		
Proceeds of Insurance Policies		
Transfers In		
Net Earnings	(30,679.24)	59,816.64
Internal Transfer In		
<u>Decreases to Member account during the period</u>		
Pensions Paid	10,230.00	9,780.00
Contributions Tax		
Income Tax		
No TFN Excess Contributions Tax		
Excess Contributions Tax		
Refund Excess Contributions		
Division 293 Tax		
Insurance Policy Premiums Paid		
Management Fees		
Member Expenses		
Benefits Paid/Transfers Out	48,250.00	32,000.00
Superannuation Surcharge Tax		
Internal Transfer Out		
Closing balance at 30/06/2022	320,105.67	409,264.91

Price Family Superfund
Members Statement

Trustee's Disclaimer

This statement has been prepared by the Trustee for the member whose name appears at the top of this statement. Every effort has been made by the Trustee to ensure the accuracy and completeness of this Statement. The Trustee does not accept any liability for any error, omission or misprint. All amounts shown in relation to benefits do not take into account any amounts which may be withheld to satisfy the requirements imposed by the Income Tax Assessment Act 1936.

Signed by all the trustees of the fund

Michael Price
Trustee

Diane Price
Trustee

Price Family Superfund Members Statement

Michael Price
3/111 Thomas Street
Brighton East, Victoria, 3187, Australia

Your Details

Date of Birth :	Provided	Nominated Beneficiaries:	Diane Price
Age:	71	Nomination Type:	N/A
Tax File Number:	Provided	Vested Benefits:	6,190.10
Date Joined Fund:	11/04/2011	Total Death Benefit:	6,190.10
Service Period Start Date:	12/09/1987	Current Salary:	0.00
Date Left Fund:		Previous Salary:	0.00
Member Code:	PRIMIC00002P	Disability Benefit:	0.00
Account Start Date:	27/03/2013		
Account Phase:	Retirement Phase		
Account Description:	Account Based Pension 2		

Your Balance

Total Benefits	6,190.10
<u>Preservation Components</u>	
Preserved	
Unrestricted Non Preserved	6,190.10
Restricted Non Preserved	
<u>Tax Components</u>	
Tax Free (0.00%)	
Taxable	6,190.10

Your Detailed Account Summary

	This Year	Last Year
Opening balance at 01/07/2021	6,905.00	6,123.91
<u>Increases to Member account during the period</u>		
Employer Contributions		
Personal Contributions (Concessional)		
Personal Contributions (Non Concessional)		
Government Co-Contributions		
Other Contributions		
Proceeds of Insurance Policies		
Transfers In		
Net Earnings	(544.90)	931.09
Internal Transfer In		
<u>Decreases to Member account during the period</u>		
Pensions Paid	170.00	150.00
Contributions Tax		
Income Tax		
No TFN Excess Contributions Tax		
Excess Contributions Tax		
Refund Excess Contributions		
Division 293 Tax		
Insurance Policy Premiums Paid		
Management Fees		
Member Expenses		
Benefits Paid/Transfers Out		
Superannuation Surcharge Tax		
Internal Transfer Out		
Closing balance at 30/06/2022	6,190.10	6,905.00

Price Family Superfund
Members Statement

Trustee's Disclaimer

This statement has been prepared by the Trustee for the member whose name appears at the top of this statement. Every effort has been made by the Trustee to ensure the accuracy and completeness of this Statement. The Trustee does not accept any liability for any error, omission or misprint. All amounts shown in relation to benefits do not take into account any amounts which may be withheld to satisfy the requirements imposed by the Income Tax Assessment Act 1936.

Signed by all the trustees of the fund

Michael Price
Trustee

Diane Price
Trustee

Price Family Superfund Members Statement

Michael Price
3/111 Thomas Street
Brighton East, Victoria, 3187, Australia

Your Details

Date of Birth :	Provided	Nominated Beneficiaries:	Diane Price
Age:	71	Nomination Type:	N/A
Tax File Number:	Provided	Vested Benefits:	894.34
Date Joined Fund:	11/04/2011	Total Death Benefit:	894.34
Service Period Start Date:	12/09/1987	Current Salary:	0.00
Date Left Fund:		Previous Salary:	0.00
Member Code:	PRIMIC00003P	Disability Benefit:	0.00
Account Start Date:	27/05/2013		
Account Phase:	Retirement Phase		
Account Description:	Account Based Pension 3		

Your Balance

Total Benefits	894.34
<u>Preservation Components</u>	
Preserved	
Unrestricted Non Preserved	894.34
Restricted Non Preserved	
<u>Tax Components</u>	
Tax Free (0.00%)	
Taxable	894.34

Your Detailed Account Summary

	This Year	Last Year
Opening balance at 01/07/2021	990.37	874.11
<u>Increases to Member account during the period</u>		
Employer Contributions		
Personal Contributions (Concessional)		
Personal Contributions (Non Concessional)		
Government Co-Contributions		
Other Contributions		
Proceeds of Insurance Policies		
Transfers In		
Net Earnings	(76.03)	136.26
Internal Transfer In		
<u>Decreases to Member account during the period</u>		
Pensions Paid	20.00	20.00
Contributions Tax		
Income Tax		
No TFN Excess Contributions Tax		
Excess Contributions Tax		
Refund Excess Contributions		
Division 293 Tax		
Insurance Policy Premiums Paid		
Management Fees		
Member Expenses		
Benefits Paid/Transfers Out		
Superannuation Surcharge Tax		
Internal Transfer Out		
Closing balance at 30/06/2022	894.34	990.37

Price Family Superfund
Members Statement

Trustee's Disclaimer

This statement has been prepared by the Trustee for the member whose name appears at the top of this statement. Every effort has been made by the Trustee to ensure the accuracy and completeness of this Statement. The Trustee does not accept any liability for any error, omission or misprint. All amounts shown in relation to benefits do not take into account any amounts which may be withheld to satisfy the requirements imposed by the Income Tax Assessment Act 1936.

Signed by all the trustees of the fund

Michael Price
Trustee

Diane Price
Trustee

Price Family Superfund Members Statement

Michael Price
3/111 Thomas Street
Brighton East, Victoria, 3187, Australia

Your Details

Date of Birth :	Provided	Nominated Beneficiaries:	Diane Price
Age:	71	Nomination Type:	N/A
Tax File Number:	Provided	Vested Benefits:	11,979.91
Date Joined Fund:	11/04/2011	Total Death Benefit:	11,979.91
Service Period Start Date:	12/09/1987	Current Salary:	0.00
Date Left Fund:		Previous Salary:	0.00
Member Code:	PRIMIC00004P	Disability Benefit:	0.00
Account Start Date:	26/06/2013		
Account Phase:	Retirement Phase		
Account Description:	Account Based Pension 4		

Your Balance

Total Benefits	11,979.91
<u>Preservation Components</u>	
Preserved	
Unrestricted Non Preserved	11,979.91
Restricted Non Preserved	
<u>Tax Components</u>	
Tax Free (100.00%)	11,979.91
Taxable	

Your Detailed Account Summary

	This Year	Last Year
Opening balance at 01/07/2021	13,361.70	11,844.95
<u>Increases to Member account during the period</u>		
Employer Contributions		
Personal Contributions (Concessional)		
Personal Contributions (Non Concessional)		
Government Co-Contributions		
Other Contributions		
Proceeds of Insurance Policies		
Transfers In		
Net Earnings	(1,051.79)	1,816.75
Internal Transfer In		
<u>Decreases to Member account during the period</u>		
Pensions Paid	330.00	300.00
Contributions Tax		
Income Tax		
No TFN Excess Contributions Tax		
Excess Contributions Tax		
Refund Excess Contributions		
Division 293 Tax		
Insurance Policy Premiums Paid		
Management Fees		
Member Expenses		
Benefits Paid/Transfers Out		
Superannuation Surcharge Tax		
Internal Transfer Out		
Closing balance at 30/06/2022	11,979.91	13,361.70

Price Family Superfund
Members Statement

Trustee's Disclaimer

This statement has been prepared by the Trustee for the member whose name appears at the top of this statement. Every effort has been made by the Trustee to ensure the accuracy and completeness of this Statement. The Trustee does not accept any liability for any error, omission or misprint. All amounts shown in relation to benefits do not take into account any amounts which may be withheld to satisfy the requirements imposed by the Income Tax Assessment Act 1936.

Signed by all the trustees of the fund

Michael Price
Trustee

Diane Price
Trustee

Price Family Superfund Members Statement

Michael Price
3/111 Thomas Street
Brighton East, Victoria, 3187, Australia

Your Details

Date of Birth :	Provided	Nominated Beneficiaries:	Diane Price
Age:	71	Nomination Type:	N/A
Tax File Number:	Provided	Vested Benefits:	5,952.95
Date Joined Fund:	11/04/2011	Total Death Benefit:	5,952.95
Service Period Start Date:	12/09/1987	Current Salary:	0.00
Date Left Fund:		Previous Salary:	0.00
Member Code:	PRIMIC00005P	Disability Benefit:	0.00
Account Start Date:	19/09/2013		
Account Phase:	Retirement Phase		
Account Description:	Account Based Pension 5		

Your Balance

Total Benefits	5,952.95
<u>Preservation Components</u>	
Preserved	
Unrestricted Non Preserved	5,952.95
Restricted Non Preserved	
<u>Tax Components</u>	
Tax Free (0.00%)	
Taxable	5,952.95

Your Detailed Account Summary

	This Year	Last Year
Opening balance at 01/07/2021	6,642.51	5,884.13
<u>Increases to Member account during the period</u>		
Employer Contributions		
Personal Contributions (Concessional)		
Personal Contributions (Non Concessional)		
Government Co-Contributions		
Other Contributions		
Proceeds of Insurance Policies		
Transfers In		
Net Earnings	(519.56)	908.38
Internal Transfer In		
<u>Decreases to Member account during the period</u>		
Pensions Paid	170.00	150.00
Contributions Tax		
Income Tax		
No TFN Excess Contributions Tax		
Excess Contributions Tax		
Refund Excess Contributions		
Division 293 Tax		
Insurance Policy Premiums Paid		
Management Fees		
Member Expenses		
Benefits Paid/Transfers Out		
Superannuation Surcharge Tax		
Internal Transfer Out		
Closing balance at 30/06/2022	5,952.95	6,642.51

Price Family Superfund
Members Statement

Trustee's Disclaimer

This statement has been prepared by the Trustee for the member whose name appears at the top of this statement. Every effort has been made by the Trustee to ensure the accuracy and completeness of this Statement. The Trustee does not accept any liability for any error, omission or misprint. All amounts shown in relation to benefits do not take into account any amounts which may be withheld to satisfy the requirements imposed by the Income Tax Assessment Act 1936.

Signed by all the trustees of the fund

Michael Price
Trustee

Diane Price
Trustee

Price Family Superfund Members Statement

Michael Price
3/111 Thomas Street
Brighton East, Victoria, 3187, Australia

Your Details

Date of Birth :	Provided	Nominated Beneficiaries:	Diane Price
Age:	71	Nomination Type:	N/A
Tax File Number:	Provided	Vested Benefits:	5,947.98
Date Joined Fund:	11/04/2011	Total Death Benefit:	5,947.98
Service Period Start Date:	12/09/1987	Current Salary:	0.00
Date Left Fund:		Previous Salary:	0.00
Member Code:	PRIMIC00006P	Disability Benefit:	0.00
Account Start Date:	24/10/2013		
Account Phase:	Retirement Phase		
Account Description:	Account Based Pension 6		

Your Balance

Total Benefits	5,947.98
<u>Preservation Components</u>	
Preserved	
Unrestricted Non Preserved	5,947.98
Restricted Non Preserved	
<u>Tax Components</u>	
Tax Free (0.00%)	
Taxable	5,947.98

Your Detailed Account Summary

	This Year	Last Year
Opening balance at 01/07/2021	6,637.54	5,879.16
<u>Increases to Member account during the period</u>		
Employer Contributions		
Personal Contributions (Concessional)		
Personal Contributions (Non Concessional)		
Government Co-Contributions		
Other Contributions		
Proceeds of Insurance Policies		
Transfers In		
Net Earnings	(519.56)	908.38
Internal Transfer In		
<u>Decreases to Member account during the period</u>		
Pensions Paid	170.00	150.00
Contributions Tax		
Income Tax		
No TFN Excess Contributions Tax		
Excess Contributions Tax		
Refund Excess Contributions		
Division 293 Tax		
Insurance Policy Premiums Paid		
Management Fees		
Member Expenses		
Benefits Paid/Transfers Out		
Superannuation Surcharge Tax		
Internal Transfer Out		
Closing balance at 30/06/2022	5,947.98	6,637.54

Price Family Superfund
Members Statement

Trustee's Disclaimer

This statement has been prepared by the Trustee for the member whose name appears at the top of this statement. Every effort has been made by the Trustee to ensure the accuracy and completeness of this Statement. The Trustee does not accept any liability for any error, omission or misprint. All amounts shown in relation to benefits do not take into account any amounts which may be withheld to satisfy the requirements imposed by the Income Tax Assessment Act 1936.

Signed by all the trustees of the fund

Michael Price
Trustee

Diane Price
Trustee

Price Family Superfund Members Statement

Michael Price
3/111 Thomas Street
Brighton East, Victoria, 3187, Australia

Your Details

Date of Birth :	Provided	Nominated Beneficiaries:	Diane Price
Age:	71	Nomination Type:	N/A
Tax File Number:	Provided	Vested Benefits:	268,042.06
Date Joined Fund:	11/04/2011	Total Death Benefit:	268,042.06
Service Period Start Date:	12/09/1987	Current Salary:	0.00
Date Left Fund:		Previous Salary:	0.00
Member Code:	PRIMIC00007P	Disability Benefit:	0.00
Account Start Date:	03/03/2015		
Account Phase:	Retirement Phase		
Account Description:	Account Based Pension 7		

Your Balance

Total Benefits	268,042.06
<u>Preservation Components</u>	
Preserved	
Unrestricted Non Preserved	268,042.06
Restricted Non Preserved	
<u>Tax Components</u>	
Tax Free (18.69%)	50,088.22
Taxable	217,953.84

Your Detailed Account Summary

	This Year	Last Year
Opening balance at 01/07/2021	299,041.55	264,988.96
<u>Increases to Member account during the period</u>		
Employer Contributions		
Personal Contributions (Concessional)		
Personal Contributions (Non Concessional)		
Government Co-Contributions		
Other Contributions		
Proceeds of Insurance Policies		
Transfers In		
Net Earnings	(23,519.49)	40,672.59
Internal Transfer In		
<u>Decreases to Member account during the period</u>		
Pensions Paid	7,480.00	6,620.00
Contributions Tax		
Income Tax		
No TFN Excess Contributions Tax		
Excess Contributions Tax		
Refund Excess Contributions		
Division 293 Tax		
Insurance Policy Premiums Paid		
Management Fees		
Member Expenses		
Benefits Paid/Transfers Out		
Superannuation Surcharge Tax		
Internal Transfer Out		
Closing balance at 30/06/2022	268,042.06	299,041.55

Price Family Superfund
Members Statement

Trustee's Disclaimer

This statement has been prepared by the Trustee for the member whose name appears at the top of this statement. Every effort has been made by the Trustee to ensure the accuracy and completeness of this Statement. The Trustee does not accept any liability for any error, omission or misprint. All amounts shown in relation to benefits do not take into account any amounts which may be withheld to satisfy the requirements imposed by the Income Tax Assessment Act 1936.

Signed by all the trustees of the fund

Michael Price
Trustee

Diane Price
Trustee

Price Family Superfund Members Statement

Diane Price
3/111 Thomas Street
Brighton East, Victoria, 3187, Australia

Your Details

Date of Birth :	Provided	Nominated Beneficiaries:	Michael Price
Age:	72	Nomination Type:	N/A
Tax File Number:	Provided	Vested Benefits:	418,721.21
Date Joined Fund:	11/04/2011	Total Death Benefit:	418,721.21
Service Period Start Date:	24/10/1994	Current Salary:	0.00
Date Left Fund:		Previous Salary:	0.00
Member Code:	PRIDIA00001P	Disability Benefit:	0.00
Account Start Date:	02/07/2012		
Account Phase:	Retirement Phase		
Account Description:	Account Based Pension 1		

Your Balance

Total Benefits	418,721.21
<u>Preservation Components</u>	
Preserved	
Unrestricted Non Preserved	418,721.21
Restricted Non Preserved	
<u>Tax Components</u>	
Tax Free (42.54%)	178,228.31
Taxable	240,492.90

Your Detailed Account Summary

	This Year	Last Year
Opening balance at 01/07/2021	467,137.74	413,414.44
<u>Increases to Member account during the period</u>		
Employer Contributions		
Personal Contributions (Concessional)		
Personal Contributions (Non Concessional)		
Government Co-Contributions		
Other Contributions		
Proceeds of Insurance Policies		
Transfers In		
Net Earnings	(36,736.53)	64,063.30
Internal Transfer In		
<u>Decreases to Member account during the period</u>		
Pensions Paid	11,680.00	10,340.00
Contributions Tax		
Income Tax		
No TFN Excess Contributions Tax		
Excess Contributions Tax		
Refund Excess Contributions		
Division 293 Tax		
Insurance Policy Premiums Paid		
Management Fees		
Member Expenses		
Benefits Paid/Transfers Out		
Superannuation Surcharge Tax		
Internal Transfer Out		
Closing balance at 30/06/2022	418,721.21	467,137.74

Price Family Superfund
Members Statement

Trustee's Disclaimer

This statement has been prepared by the Trustee for the member whose name appears at the top of this statement. Every effort has been made by the Trustee to ensure the accuracy and completeness of this Statement. The Trustee does not accept any liability for any error, omission or misprint. All amounts shown in relation to benefits do not take into account any amounts which may be withheld to satisfy the requirements imposed by the Income Tax Assessment Act 1936.

Signed by all the trustees of the fund

Michael Price
Trustee

Diane Price
Trustee

Price Family Superfund Members Statement

Diane Price
3/111 Thomas Street
Brighton East, Victoria, 3187, Australia

Your Details

Date of Birth :	Provided	Nominated Beneficiaries:	Michael Price
Age:	72	Nomination Type:	N/A
Tax File Number:	Provided	Vested Benefits:	214,534.47
Date Joined Fund:	11/04/2011	Total Death Benefit:	214,534.47
Service Period Start Date:	24/10/1994	Current Salary:	0.00
Date Left Fund:		Previous Salary:	0.00
Member Code:	PRIDIA00002P	Disability Benefit:	0.00
Account Start Date:	05/10/2012		
Account Phase:	Retirement Phase		
Account Description:	Account Based Pension 2		

Your Balance

Total Benefits	214,534.47
<u>Preservation Components</u>	
Preserved	
Unrestricted Non Preserved	214,534.47
Restricted Non Preserved	
<u>Tax Components</u>	
Tax Free (100.00%)	214,534.47
Taxable	

Your Detailed Account Summary

	This Year	Last Year
Opening balance at 01/07/2021	239,332.59	211,693.91
<u>Increases to Member account during the period</u>		
Employer Contributions		
Personal Contributions (Concessional)		
Personal Contributions (Non Concessional)		
Government Co-Contributions		
Other Contributions		
Proceeds of Insurance Policies		
Transfers In		
Net Earnings	(18,818.12)	32,928.68
Internal Transfer In		
<u>Decreases to Member account during the period</u>		
Pensions Paid	5,980.00	5,290.00
Contributions Tax		
Income Tax		
No TFN Excess Contributions Tax		
Excess Contributions Tax		
Refund Excess Contributions		
Division 293 Tax		
Insurance Policy Premiums Paid		
Management Fees		
Member Expenses		
Benefits Paid/Transfers Out		
Superannuation Surcharge Tax		
Internal Transfer Out		
Closing balance at 30/06/2022	214,534.47	239,332.59

Price Family Superfund
Members Statement

Trustee's Disclaimer

This statement has been prepared by the Trustee for the member whose name appears at the top of this statement. Every effort has been made by the Trustee to ensure the accuracy and completeness of this Statement. The Trustee does not accept any liability for any error, omission or misprint. All amounts shown in relation to benefits do not take into account any amounts which may be withheld to satisfy the requirements imposed by the Income Tax Assessment Act 1936.

Signed by all the trustees of the fund

Michael Price
Trustee

Diane Price
Trustee

Price Family Superfund Members Statement

Diane Price
3/111 Thomas Street
Brighton East, Victoria, 3187, Australia

Your Details

Date of Birth :		Provided	Nominated Beneficiaries:	Michael Price
Age:		72	Nomination Type:	N/A
Tax File Number:		Provided	Vested Benefits:	16,117.67
Date Joined Fund:		11/04/2011	Total Death Benefit:	16,117.67
Service Period Start Date:		24/10/1994	Current Salary:	0.00
Date Left Fund:			Previous Salary:	0.00
Member Code:		PRIDIA00003P	Disability Benefit:	0.00
Account Start Date:		26/06/2013		
Account Phase:		Retirement Phase		
Account Description:		Account Based Pension 3		

Your Balance

Total Benefits	16,117.67
<u>Preservation Components</u>	
Preserved	
Unrestricted Non Preserved	16,117.67
Restricted Non Preserved	
<u>Tax Components</u>	
Tax Free (100.00%)	16,117.67
Taxable	

Your Detailed Account Summary

	This Year	Last Year
Opening balance at 01/07/2021	17,986.95	15,911.62
<u>Increases to Member account during the period</u>		
Employer Contributions		
Personal Contributions (Concessional)		
Personal Contributions (Non Concessional)		
Government Co-Contributions		
Other Contributions		
Proceeds of Insurance Policies		
Transfers In		
Net Earnings	(1,419.28)	2,475.33
Internal Transfer In		
<u>Decreases to Member account during the period</u>		
Pensions Paid	450.00	400.00
Contributions Tax		
Income Tax		
No TFN Excess Contributions Tax		
Excess Contributions Tax		
Refund Excess Contributions		
Division 293 Tax		
Insurance Policy Premiums Paid		
Management Fees		
Member Expenses		
Benefits Paid/Transfers Out		
Superannuation Surcharge Tax		
Internal Transfer Out		
Closing balance at 30/06/2022	16,117.67	17,986.95

Price Family Superfund
Members Statement

Trustee's Disclaimer

This statement has been prepared by the Trustee for the member whose name appears at the top of this statement. Every effort has been made by the Trustee to ensure the accuracy and completeness of this Statement. The Trustee does not accept any liability for any error, omission or misprint. All amounts shown in relation to benefits do not take into account any amounts which may be withheld to satisfy the requirements imposed by the Income Tax Assessment Act 1936.

Signed by all the trustees of the fund

Michael Price
Trustee

Diane Price
Trustee

Price Family Superfund Members Statement

Diane Price
3/111 Thomas Street
Brighton East, Victoria, 3187, Australia

Your Details

Date of Birth :	Provided	Nominated Beneficiaries:	Michael Price
Age:	72	Nomination Type:	N/A
Tax File Number:	Provided	Vested Benefits:	145,713.78
Date Joined Fund:	11/04/2011	Total Death Benefit:	145,713.78
Service Period Start Date:	24/10/1994	Current Salary:	0.00
Date Left Fund:		Previous Salary:	0.00
Member Code:	PRIDIA00004P	Disability Benefit:	0.00
Account Start Date:	15/05/2014		
Account Phase:	Retirement Phase		
Account Description:	Account Based Pension 4		

Your Balance

Total Benefits	145,713.78
<u>Preservation Components</u>	
Preserved	
Unrestricted Non Preserved	145,713.78
Restricted Non Preserved	
<u>Tax Components</u>	
Tax Free (100.00%)	145,713.78
Taxable	

Your Detailed Account Summary

	This Year	Last Year
Opening balance at 01/07/2021	162,559.97	143,781.18
<u>Increases to Member account during the period</u>		
Employer Contributions		
Personal Contributions (Concessional)		
Personal Contributions (Non Concessional)		
Government Co-Contributions		
Other Contributions		
Proceeds of Insurance Policies		
Transfers In		
Net Earnings	(12,786.19)	22,368.79
Internal Transfer In		
<u>Decreases to Member account during the period</u>		
Pensions Paid	4,060.00	3,590.00
Contributions Tax		
Income Tax		
No TFN Excess Contributions Tax		
Excess Contributions Tax		
Refund Excess Contributions		
Division 293 Tax		
Insurance Policy Premiums Paid		
Management Fees		
Member Expenses		
Benefits Paid/Transfers Out		
Superannuation Surcharge Tax		
Internal Transfer Out		
Closing balance at 30/06/2022	145,713.78	162,559.97

Price Family Superfund
Members Statement

Trustee's Disclaimer

This statement has been prepared by the Trustee for the member whose name appears at the top of this statement. Every effort has been made by the Trustee to ensure the accuracy and completeness of this Statement. The Trustee does not accept any liability for any error, omission or misprint. All amounts shown in relation to benefits do not take into account any amounts which may be withheld to satisfy the requirements imposed by the Income Tax Assessment Act 1936.

Signed by all the trustees of the fund

Michael Price
Trustee

Diane Price
Trustee

Price Family Superfund Members Statement

Diane Price
3/111 Thomas Street
Brighton East, Victoria, 3187, Australia

Your Details

Date of Birth :	Provided	Nominated Beneficiaries:	Michael Price
Age:	72	Nomination Type:	N/A
Tax File Number:	Provided	Vested Benefits:	490.26
Date Joined Fund:	11/04/2011	Total Death Benefit:	490.26
Service Period Start Date:	24/10/1994	Current Salary:	0.00
Date Left Fund:		Previous Salary:	0.00
Member Code:	PRIDIA00006P	Disability Benefit:	0.00
Account Start Date:	01/07/2015		
Account Phase:	Retirement Phase		
Account Description:	Account Based Pension 6		

Your Balance

Total Benefits	490.26
<u>Preservation Components</u>	
Preserved	
Unrestricted Non Preserved	490.26
Restricted Non Preserved	
<u>Tax Components</u>	
Tax Free (85.80%)	420.62
Taxable	69.64

Your Detailed Account Summary

	This Year	Last Year
Opening balance at 01/07/2021	550.94	492.81
<u>Increases to Member account during the period</u>		
Employer Contributions		
Personal Contributions (Concessional)		
Personal Contributions (Non Concessional)		
Government Co-Contributions		
Other Contributions		
Proceeds of Insurance Policies		
Transfers In		
Net Earnings	(50.68)	68.13
Internal Transfer In		
<u>Decreases to Member account during the period</u>		
Pensions Paid	10.00	10.00
Contributions Tax		
Income Tax		
No TFN Excess Contributions Tax		
Excess Contributions Tax		
Refund Excess Contributions		
Division 293 Tax		
Insurance Policy Premiums Paid		
Management Fees		
Member Expenses		
Benefits Paid/Transfers Out		
Superannuation Surcharge Tax		
Internal Transfer Out		
Closing balance at 30/06/2022	490.26	550.94

Price Family Superfund
Members Statement

Trustee's Disclaimer

This statement has been prepared by the Trustee for the member whose name appears at the top of this statement. Every effort has been made by the Trustee to ensure the accuracy and completeness of this Statement. The Trustee does not accept any liability for any error, omission or misprint. All amounts shown in relation to benefits do not take into account any amounts which may be withheld to satisfy the requirements imposed by the Income Tax Assessment Act 1936.

Signed by all the trustees of the fund

Michael Price
Trustee

Diane Price
Trustee

Price Family Superfund Members Summary

As at 30 June 2022

Opening Balances	Increases				Decreases					Closing Balance	
	Contributions	Transfers In	Net Earnings	Insurance Proceeds	Pensions Paid	Contributions Tax	Taxes Paid	Benefits Paid/ Transfers Out	Insurance Premiums		Member Expenses
Michael Price (Age: 71)											
PRIMIC00001P - Account Based Pension 1 - Tax Free: 0.00%											
409,264.91			(30,679.24)		10,230.00			48,250.00			320,105.67
PRIMIC00002P - Account Based Pension 2 - Tax Free: 0.00%											
6,905.00			(544.90)		170.00						6,190.10
PRIMIC00003P - Account Based Pension 3 - Tax Free: 0.00%											
990.37			(76.03)		20.00						894.34
PRIMIC00004P - Account Based Pension 4 - Tax Free: 100.00%											
13,361.70			(1,051.79)		330.00						11,979.91
PRIMIC00005P - Account Based Pension 5 - Tax Free: 0.00%											
6,642.51			(519.56)		170.00						5,952.95
PRIMIC00006P - Account Based Pension 6 - Tax Free: 0.00%											
6,637.54			(519.56)		170.00						5,947.98
PRIMIC00007P - Account Based Pension 7 - Tax Free: 18.69%											
299,041.55			(23,519.49)		7,480.00						268,042.06
742,843.58			(56,910.57)		18,570.00			48,250.00			619,113.01

Diane Price (Age: 72)

Price Family Superfund
Members Summary

As at 30 June 2022

Opening Balances	Increases				Decreases					Closing Balance	
	Contributions	Transfers In	Net Earnings	Insurance Proceeds	Pensions Paid	Contributions Tax	Taxes Paid	Benefits Paid/ Transfers Out	Insurance Premiums		Member Expenses
PRIDIA00001P - Account Based Pension 1 - Tax Free: 42.54%											
467,137.74			(36,736.53)		11,680.00						418,721.21
PRIDIA00002P - Account Based Pension 2 - Tax Free: 100.00%											
239,332.59			(18,818.12)		5,980.00						214,534.47
PRIDIA00003P - Account Based Pension 3 - Tax Free: 100.00%											
17,986.95			(1,419.28)		450.00						16,117.67
PRIDIA00004P - Account Based Pension 4 - Tax Free: 100.00%											
162,559.97			(12,786.19)		4,060.00						145,713.78
PRIDIA00006P - Account Based Pension 6 - Tax Free: 85.80%											
550.94			(50.68)		10.00						490.26
887,568.19			(69,810.80)		22,180.00						795,577.39
1,630,411.77			(126,721.37)		40,750.00			48,250.00			1,414,690.40

60400 - Bank Accounts

2022 Financial Year

Preparer Shelley Lian

Reviewer Steven Lee

Status Ready for Review

Account Code	Description	CY Balance	LY Balance	Change
ANZ299898782	ANZ V2 PLUS 2998-98782	\$2,255.87	\$41,058.83	(94.51)%
TOTAL		CY Balance	LY Balance	
		\$2,255.87	\$41,058.83	

Supporting Documents

- Bank Statement Report [Report](#)
- 7.1.2-ANZ Merged-2021-22-INCL-NOTES-PRT.pdf

Standard Checklist

- Attach Copies of Bank Statements
- Attach copy of Bank Statement Report
- Ensure all Balances match Statement Balances at June 30
- Ensure all Transactions have been entered

Price Family Superfund
Bank Statement Report

For The Period 01 July 2021 to 30 June 2022

Chart Code: 60400 / ANZ299898782

Account Name: ANZ V2 PLUS 2998-98782

BSB and Account Number: 013141 299898782

Opening Balance	-	Total Debits	+	Total Credits	=	Closing Balance	Data Feed Used
\$ 41,058.83		\$ 90,400.00		\$ 51,597.04		\$ 2,255.87	

Date	Description	Debit \$	Credit \$	Ledger Balance \$	Statement Balance \$	Variance \$
01/07/2021	Opening Balance			41,058.83		
01/07/2021	QUARTERLY INTEREST Bank Interest - paid 1/07/21 -		18.86	41,077.69		
01/07/2021	ANZ INTERNET BANKING FUNDS TRANSFER TRANSFER 123657 TO 013483594730747 Payment of	40,000.00		1,077.69		
05/07/2021	DIRECT CREDIT CREDIT FROM NETWEALTH INVEST WRAP03199805072021 PRICE FAMILY SUPERFUND Transfer		10,000.00	11,077.69		
08/07/2021	ANZ INTERNET BANKING FUNDS TRANSFER TRANSFER 728314 TO 013483594730747 Payment of	5,000.00		6,077.69		
30/09/2021	DIRECT CREDIT CREDIT FROM NETWEALTH INVEST NETWEALTH SMSFWRAP PRICE FAMILY SUPERFUND		10,000.00	16,077.69		
01/10/2021	QUARTERLY INTEREST Bank		4.81	16,082.50		
20/10/2021	ANZ INTERNET BANKING FUNDS TRANSFER TRANSFER 913876 TO 013483594730747	11,000.00		5,082.50		
14/12/2021	WITHDRAWAL ANZ INTERNET BANKING PAYMENT 496283 Admin	550.00		4,532.50		
01/01/2022	QUARTERLY INTEREST Bank Interest		6.21	4,538.71		
25/01/2022	DIRECT CREDIT CREDIT FROM NETWEALTH INVEST NETWLTHSMSF 2ANZV2 PRICE FAMILY SUPERFUND Transfer		10,000.00	14,538.71		
01/02/2022	ANZ INTERNET BANKING FUNDS TRANSFER TRANSFER 708976 TO 013483594730747	10,000.00		4,538.71		
01/04/2022	QUARTERLY INTEREST Bank Interest		4.23	4,542.94		
14/04/2022	WITHDRAWAL ANZ INTERNET BANKING PAYMENT 486785 Admin	850.00		3,692.94		

Price Family Superfund
Bank Statement Report

For The Period 01 July 2021 to 30 June 2022

Date	Description	Debit \$	Credit \$	Ledger Balance \$	Statement Balance \$	Variance \$
19/04/2022	DIRECT CREDIT CREDIT FROM NETWEALTH INVEST NETWLTHSMSF 2ANZV2 PRICE FAMILY SUPERFUND Transfer		9,000.00	12,692.94		
22/04/2022	ANZ INTERNET BANKING FUNDS TRANSFER TRANSFER 391614 TO 013483594730747 Payment	8,000.00		4,692.94		
26/04/2022	DEPOSIT FROM ATO ATO008000016255164 Tax Refund		4,562.93	9,255.87		
26/05/2022	ANZ INTERNET BANKING FUNDS TRANSFER TRANSFER 253176 TO 013483594730747	7,000.00		2,255.87		
30/05/2022	DIRECT CREDIT CREDIT FROM NETWEALTH INVEST NETWLTHSMSF 2ANZV2 PRICE FAMILY SUPERFUND		8,000.00	10,255.87		
02/06/2022	ANZ INTERNET BANKING FUNDS TRANSFER TRANSFER 292484 TO 013483594730747 Payment	8,000.00		2,255.87		
30/06/2022	CLOSING BALANCE			2,255.87		
		<u>90,400.00</u>	<u>51,597.04</u>			



ANZ V2 PLUS STATEMENT

STATEMENT NUMBER 108

01 JUNE 2021 TO 30 JUNE 2021

THE TRUSTEES
PRICE FAMILY SUPERFUND
3/111 THOMAS ST
BRIGHTON EAST VIC 3187

THIS JUNE 2021 STATEMENT IS INCLUDED AS IT CONTAINS INTEREST PAID 1ST JULY 2021

WELCOME TO YOUR ANZ ACCOUNT AT A GLANCE

Account Details

MICHAEL PRICE & DIANE PRICE ATF
PRICE FAMILY SUPERFUND

Branch Number (BSB)

013-141

Account Number

2998-98782



Notice something different?

Welcome to your new look statement. You can find out more here anz.com/yourstatement

If you haven't already switched off paper for your ANZ V2 PLUS statement, follow the link above to find out how.

NEED TO GET IN TOUCH?

 Enquiries: 13 28 33 Lost/Stolen Cards: 1800 033 844 Fax: 1800 671 800	OR	 ANZ Internet Banking www.anz.com	OR	 V2 PLUS Service Centre Locked Bag 3000, Collins St West MELBOURNE VIC 8007
---	----	--	----	--



ANZ V2 PLUS STATEMENT

Account Number: 2998-98782

Transaction Details

Please retain this statement for taxation purposes

Date	Transaction Details	Withdrawals (\$)	Deposits (\$)	Balance (\$)
2021				
01 JUN	OPENING BALANCE			16,058.83
03 JUN	DIRECT CREDIT - CREDIT FROM NETWEALTH INVEST NETWLTH TO ANZ V2 PRICE FAMILY SUPERFUND		17,000.00	33,058.83
07 JUN	ANZ INTERNET BANKING FUNDS TRANSFER TRANSFER 970777 TO 013483594730747	20,000.00		13,058.83
24 JUN	ANZ INTERNET BANKING FUNDS TRANSFER TRANSFER 844613 TO 013483594730747	12,000.00		1,058.83
30 JUN	DIRECT CREDIT - CREDIT FROM NETWEALTH INVEST PENSION PROVISION PRICE FAMILY SUPERFUND		40,000.00	41,058.83
01 JUL	QUARTERLY INTEREST Bank Interest - paid 1/07/21 - so in 2021/22 financial year		18.86	41,077.69
	TOTALS AT END OF PAGE	\$32,000.00	\$57,018.86	
	TOTALS AT END OF PERIOD	\$32,000.00	\$57,018.86	\$41,077.69

This Statement Includes

Interest Paid	\$18.86
---------------	---------

Yearly Summary

Financial Year to 30/06

Interest Paid	\$181.32
---------------	----------

Interest rate at date of statement issue .33% p.a

Your credit interest rate consists of the ANZ V2 PLUS Intermediary Rate (.10% as at the end of your statement period) plus a margin (if applicable). You can find out the current interest rate by visiting www.anz.com

How to read this statement: This statement covers transactions on your account for the quarter ending 30 June 2021.

Interest shown as paid on 1 July 2021 will be reported to the Australian Taxation Office for the 2022 income year.

If you have any difficulty reading this statement please contact the V2 PLUS Service Centre 13 28 33.

IMPORTANT INFORMATION

PLEASE CHECK THE ENTRIES AND CALL 13 28 33 REGARDING ANY ERRORS ON THIS STATEMENT.

All entries generated are subject to authorization and verification and if necessary, adjustments will appear on a later statement.

If you have a complaint or unresolved issue with ANZ's product or service please call our National Feedback Line **1800 805 154** and advise us. Further information in relation to ANZ's dispute resolution process and this product (including details of benefits or fees and charges) is available on request and you can access this information by reviewing the Product Terms and Conditions, and Fees and Charges booklets which can be found at www.anz.com or by calling **13 28 33**.



ANZ V2 PLUS STATEMENT

STATEMENT NUMBER 109

01 JULY 2021 TO 31 JULY 2021

THE TRUSTEES
PRICE FAMILY SUPERFUND
3/111 THOMAS ST
BRIGHTON EAST VIC 3187

WELCOME TO YOUR ANZ ACCOUNT AT A GLANCE

Account Details

MICHAEL PRICE & DIANE PRICE ATF
PRICE FAMILY SUPERFUND

Branch Number (BSB)

013-141

Account Number

2998-98782



Notice something different?

Welcome to your new look statement. You can find out more here anz.com/yourstatement

If you haven't already switched off paper for your ANZ V2 PLUS statement, follow the link above to find out how.

NEED TO GET IN TOUCH?

 Enquiries: 13 28 33 Lost/Stolen Cards: 1800 033 844 Fax: 1800 671 800	OR	 ANZ Internet Banking www.anz.com	OR	 V2 PLUS Service Centre Locked Bag 3000, Collins St West MELBOURNE VIC 8007
---	----	--	----	--



ANZ V2 PLUS STATEMENT

Account Number: 2998-98782

Transaction Details

Please retain this statement for taxation purposes

Date	Transaction Details	Withdrawals (\$)	Deposits (\$)	Balance (\$)
2021				
01 JUL	OPENING BALANCE			41,077.69
01 JUL	ANZ INTERNET BANKING FUNDS TRANSFER TRANSFER 123657 TO 013483594730747 Payment of Pensions and/or Lump Sums to M&D Price	40,000.00		1,077.69
05 JUL	DIRECT CREDIT - CREDIT FROM NETWEALTH INVEST WRAP03199805072021 PRICE FAMILY SUPERFUND Transfer from our SMSF Netwealth Wrap account		10,000.00	11,077.69
08 JUL	ANZ INTERNET BANKING FUNDS TRANSFER TRANSFER 728314 TO 013483594730747 Payment of Pensions and/or Lump Sums to M&D Price	5,000.00		6,077.69
TOTALS AT END OF PAGE		\$45,000.00	\$10,000.00	
TOTALS AT END OF PERIOD		\$45,000.00	\$10,000.00	\$6,077.69

Interest rate at date of statement issue .33% p.a
Your credit interest rate consists of the ANZ V2 PLUS Intermediary Rate (.10% as at the end of your statement period) plus a margin (if applicable). You can find out the current interest rate by visiting www.anz.com

Save on ATM fees while you travel with ANZ.
As an ANZ customer you won't pay an overseas ATM transaction fee when you use an ANZ branded ATM to withdraw cash from this ANZ account while overseas. You'll find ANZ ATMs in various locations throughout the Asia Pacific region. See the ANZ Personal Banking Account Fees and Charges booklet for more information.

IMPORTANT INFORMATION

PLEASE CHECK THE ENTRIES AND CALL 13 28 33 REGARDING ANY ERRORS ON THIS STATEMENT.

All entries generated are subject to authorization and verification and if necessary, adjustments will appear on a later statement.

If you have a complaint or unresolved issue with ANZ's product or service please call our National Feedback Line **1800 805 154** and advise us. Further information in relation to ANZ's dispute resolution process and this product (including details of benefits or fees and charges) is available on request and you can access this information by reviewing the Product Terms and Conditions, and Fees and Charges booklets which can be found at www.anz.com or by calling **13 28 33**.



ANZ V2 PLUS STATEMENT

STATEMENT NUMBER 110

01 AUGUST 2021 TO 30 SEPTEMBER 2021

THE TRUSTEES
PRICE FAMILY SUPERFUND
3/111 THOMAS ST
BRIGHTON EAST VIC 3187

WELCOME TO YOUR ANZ ACCOUNT AT A GLANCE

Account Details

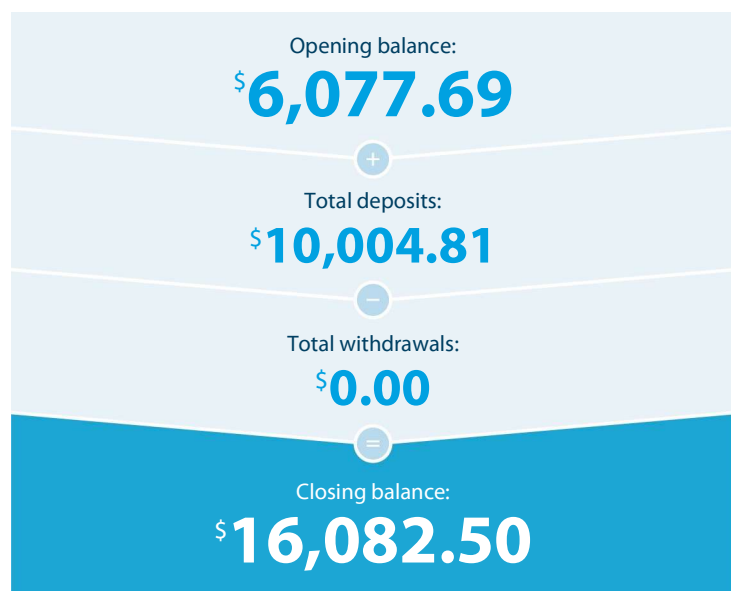
MICHAEL PRICE & DIANE PRICE ATF
PRICE FAMILY SUPERFUND

Branch Number (BSB)

013-141

Account Number

2998-98782



Notice something different?

Welcome to your new look statement. You can find out more here anz.com/yourstatement

If you haven't already switched off paper for your ANZ V2 PLUS statement, follow the link above to find out how.

NEED TO GET IN TOUCH?

 Enquiries: 13 28 33 Lost/Stolen Cards: 1800 033 844 Fax: 1800 671 800	OR	 ANZ Internet Banking www.anz.com	OR	 V2 PLUS Service Centre Locked Bag 3000, Collins St West MELBOURNE VIC 8007
---	----	--	----	--



ANZ V2 PLUS STATEMENT

Account Number: 2998-98782

Transaction Details

Please retain this statement for taxation purposes

Date	Transaction Details	Withdrawals (\$)	Deposits (\$)	Balance (\$)
2021				
01 AUG	OPENING BALANCE			6,077.69
30 SEP	DIRECT CREDIT - CREDIT FROM NETWEALTH INVEST NETWEALTH SMSFWRAP PRICE FAMILY SUPERFUND		10,000.00	16,077.69
			Transfer from our SMSF Netwealth Wrap account	
01 OCT	QUARTERLY INTEREST	Bank Interest	4.81	16,082.50
	TOTALS AT END OF PAGE	\$0.00	\$10,004.81	
	TOTALS AT END OF PERIOD	\$0.00	\$10,004.81	\$16,082.50

This Statement Includes

Interest Paid	\$4.81
---------------	--------

Interest rate at date of statement issue .33% p.a
Your credit interest rate consists of the ANZ V2 PLUS Intermediary Rate (.10% as at the end of your statement period) plus a margin (if applicable). You can find out the current interest rate by visiting www.anz.com

Save on ATM fees while you travel with ANZ.
As an ANZ customer you won't pay an overseas ATM transaction fee when you use an ANZ branded ATM to withdraw cash from this ANZ account while overseas. You'll find ANZ ATMs in various locations throughout the Asia Pacific region. See the ANZ Personal Banking Account Fees and Charges booklet for more information.

IMPORTANT INFORMATION

PLEASE CHECK THE ENTRIES AND CALL 13 28 33 REGARDING ANY ERRORS ON THIS STATEMENT.

All entries generated are subject to authorization and verification and if necessary, adjustments will appear on a later statement.

If you have a complaint or unresolved issue with ANZ's product or service please call our National Feedback Line **1800 805 154** and advise us. Further information in relation to ANZ's dispute resolution process and this product (including details of benefits or fees and charges) is available on request and you can access this information by reviewing the Product Terms and Conditions, and Fees and Charges booklets which can be found at www.anz.com or by calling **13 28 33**.



ANZ V2 PLUS STATEMENT

STATEMENT NUMBER 111

01 OCTOBER 2021 TO 31 OCTOBER 2021

THE TRUSTEES
PRICE FAMILY SUPERFUND
3/111 THOMAS ST
BRIGHTON EAST VIC 3187

WELCOME TO YOUR ANZ ACCOUNT AT A GLANCE

Account Details

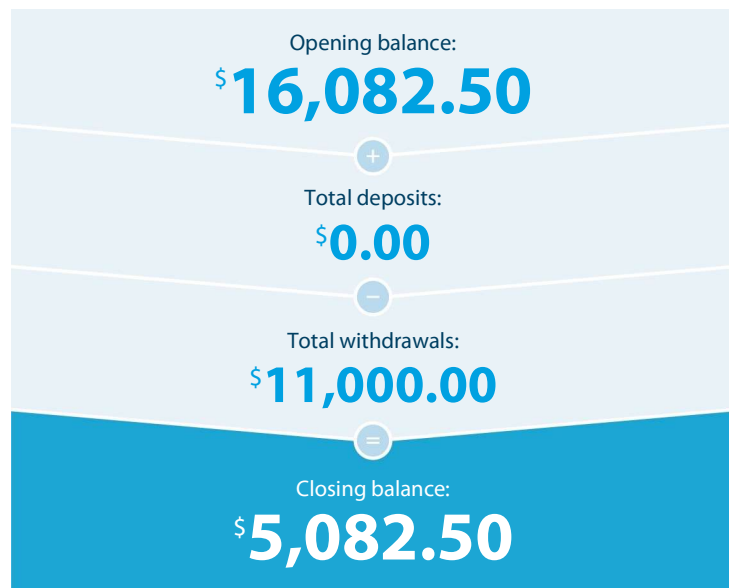
MICHAEL PRICE & DIANE PRICE ATF
PRICE FAMILY SUPERFUND

Branch Number (BSB)

013-141

Account Number

2998-98782



Notice something different?

Welcome to your new look statement. You can find out more here anz.com/yourstatement

If you haven't already switched off paper for your ANZ V2 PLUS statement, follow the link above to find out how.

NEED TO GET IN TOUCH?

 Enquiries: 13 28 33 Lost/Stolen Cards: 1800 033 844 Fax: 1800 671 800	OR	 ANZ Internet Banking www.anz.com	OR	 V2 PLUS Service Centre Locked Bag 3000, Collins St West MELBOURNE VIC 8007
---	----	--	----	--



ANZ V2 PLUS STATEMENT

Account Number: 2998-98782

Transaction Details

Please retain this statement for taxation purposes

Date	Transaction Details	Withdrawals (\$)	Deposits (\$)	Balance (\$)
2021				
01 OCT	OPENING BALANCE			16,082.50
20 OCT	ANZ INTERNET BANKING FUNDS TRANSFER TRANSFER 913876 TO 013483594730747	11,000.00		5,082.50
		Payment of Pensions and/or Lump Sums to M&D Price		
	TOTALS AT END OF PAGE	\$11,000.00	\$0.00	
	TOTALS AT END OF PERIOD	\$11,000.00	\$0.00	\$5,082.50

Interest rate at date of statement issue .33% p.a
Your credit interest rate consists of the ANZ V2 PLUS Intermediary Rate (.10% as at the end of your statement period) plus a margin (if applicable). You can find out the current interest rate by visiting www.anz.com

Save on ATM fees while you travel with ANZ.
As an ANZ customer you won't pay an overseas ATM transaction fee when you use an ANZ branded ATM to withdraw cash from this ANZ account while overseas. You'll find ANZ ATMs in various locations throughout the Asia Pacific region. See the ANZ Personal Banking Account Fees and Charges booklet for more information.

IMPORTANT INFORMATION

PLEASE CHECK THE ENTRIES AND CALL 13 28 33 REGARDING ANY ERRORS ON THIS STATEMENT.

All entries generated are subject to authorization and verification and if necessary, adjustments will appear on a later statement.

If you have a complaint or unresolved issue with ANZ's product or service please call our National Feedback Line **1800 805 154** and advise us. Further information in relation to ANZ's dispute resolution process and this product (including details of benefits or fees and charges) is available on request and you can access this information by reviewing the Product Terms and Conditions, and Fees and Charges booklets which can be found at www.anz.com or by calling **13 28 33**.



ANZ V2 PLUS STATEMENT

STATEMENT NUMBER 112

01 NOVEMBER 2021 TO 31 DECEMBER 2021

THE TRUSTEES
PRICE FAMILY SUPERFUND
3/111 THOMAS ST
BRIGHTON EAST VIC 3187

WELCOME TO YOUR ANZ ACCOUNT AT A GLANCE

Account Details

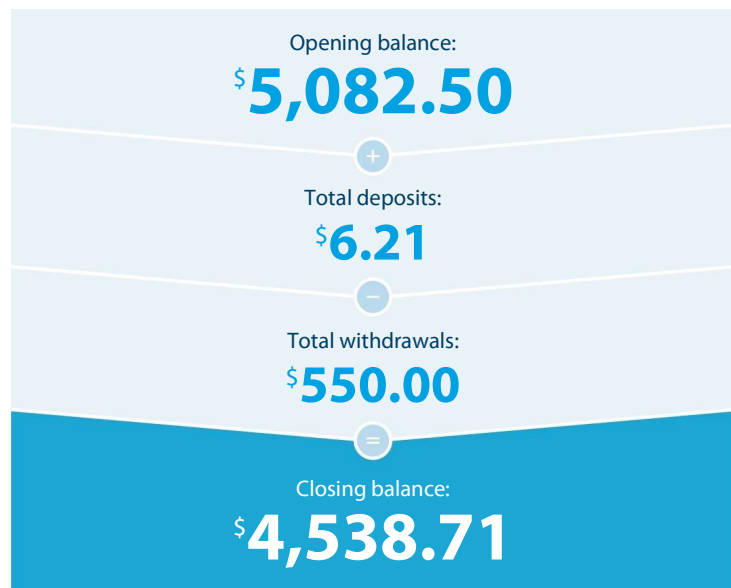
MICHAEL PRICE & DIANE PRICE ATF
PRICE FAMILY SUPERFUND

Branch Number (BSB)

013-141

Account Number

2998-98782



Notice something different?

Welcome to your new look statement. You can find out more here anz.com/yourstatement

If you haven't already switched off paper for your ANZ V2 PLUS statement, follow the link above to find out how.

NEED TO GET IN TOUCH?

 Enquiries: 13 28 33 Lost/Stolen Cards: 1800 033 844 Fax: 1800 671 800	OR	 ANZ Internet Banking www.anz.com	OR	 V2 PLUS Service Centre Locked Bag 3000, Collins St West MELBOURNE VIC 8007
---	----	--	----	--



ANZ V2 PLUS STATEMENT

Account Number: 2998-98782

Transaction Details

Please retain this statement for taxation purposes

Date	Transaction Details	Withdrawals (\$)	Deposits (\$)	Balance (\$)
2021				
01 NOV	OPENING BALANCE			5,082.50
14 DEC	WITHDRAWAL ANZ INTERNET BANKING PAYMENT 496283	550.00		4,532.50
		Admin Charges paid to Superhelp		
2022				
01 JAN	QUARTERLY INTEREST		6.21	4,538.71
		Bank Interest		
	TOTALS AT END OF PAGE	\$550.00	\$6.21	
	TOTALS AT END OF PERIOD	\$550.00	\$6.21	\$4,538.71

This Statement Includes

Interest Paid	\$6.21
---------------	--------

Interest rate at date of statement issue .33% p.a
Your credit interest rate consists of the ANZ V2 PLUS Intermediary Rate (.10% as at the end of your statement period) plus a margin (if applicable). You can find out the current interest rate by visiting www.anz.com

Save on ATM fees while you travel with ANZ.
As an ANZ customer you won't pay an overseas ATM transaction fee when you use an ANZ branded ATM to withdraw cash from this ANZ account while overseas. You'll find ANZ ATMs in various locations throughout the Asia Pacific region. See the ANZ Personal Banking Account Fees and Charges booklet for more information.

IMPORTANT INFORMATION

PLEASE CHECK THE ENTRIES AND CALL 13 28 33 REGARDING ANY ERRORS ON THIS STATEMENT.

All entries generated are subject to authorization and verification and if necessary, adjustments will appear on a later statement.

If you have a complaint or unresolved issue with ANZ's product or service please call our National Feedback Line **1800 805 154** and advise us. Further information in relation to ANZ's dispute resolution process and this product (including details of benefits or fees and charges) is available on request and you can access this information by reviewing the Product Terms and Conditions, and Fees and Charges booklets which can be found at www.anz.com or by calling **13 28 33**.



ANZ V2 PLUS STATEMENT

STATEMENT NUMBER 113

01 JANUARY 2022 TO 31 JANUARY 2022

THE TRUSTEES
PRICE FAMILY SUPERFUND
3/111 THOMAS ST
BRIGHTON EAST VIC 3187

WELCOME TO YOUR ANZ ACCOUNT AT A GLANCE

Account Details

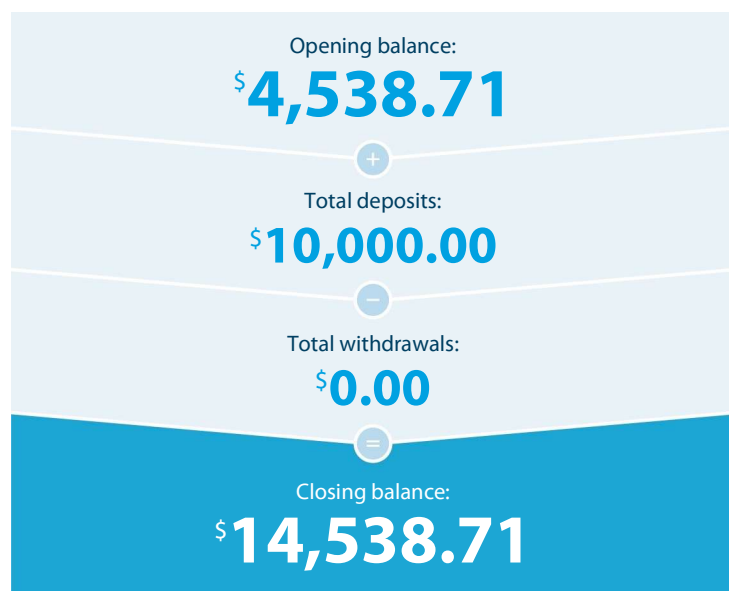
MICHAEL PRICE & DIANE PRICE ATF
PRICE FAMILY SUPERFUND

Branch Number (BSB)

013-141

Account Number

2998-98782



Notice something different?

Welcome to your new look statement. You can find out more here anz.com/yourstatement

If you haven't already switched off paper for your ANZ V2 PLUS statement, follow the link above to find out how.

NEED TO GET IN TOUCH?

 Enquiries: 13 28 33 Lost/Stolen Cards: 1800 033 844 Fax: 1800 671 800	OR	 ANZ Internet Banking www.anz.com	OR	 V2 PLUS Service Centre Locked Bag 3000, Collins St West MELBOURNE VIC 8007
---	----	--	----	--



ANZ V2 PLUS STATEMENT

Account Number: 2998-98782

Transaction Details

Please retain this statement for taxation purposes

Date	Transaction Details	Withdrawals (\$)	Deposits (\$)	Balance (\$)
2022				
01 JAN	OPENING BALANCE			4,538.71
25 JAN	DIRECT CREDIT - CREDIT FROM NETWEALTH INVEST NETWLTHSMSF 2ANZV2 PRICE FAMILY SUPERFUND		10,000.00	14,538.71
				Transfer from our SMSF Netwealth Wrap account
	TOTALS AT END OF PAGE	\$0.00	\$10,000.00	
	TOTALS AT END OF PERIOD	\$0.00	\$10,000.00	\$14,538.71

Interest rate at date of statement issue .33% p.a
Your credit interest rate consists of the ANZ V2 PLUS Intermediary Rate (.10% as at the end of your statement period) plus a margin (if applicable). You can find out the current interest rate by visiting www.anz.com

Save on ATM fees while you travel with ANZ.
As an ANZ customer you won't pay an overseas ATM transaction fee when you use an ANZ branded ATM to withdraw cash from this ANZ account while overseas. You'll find ANZ ATMs in various locations throughout the Asia Pacific region. See the ANZ Personal Banking Account Fees and Charges booklet for more information.

IMPORTANT INFORMATION

PLEASE CHECK THE ENTRIES AND CALL 13 28 33 REGARDING ANY ERRORS ON THIS STATEMENT.

All entries generated are subject to authorization and verification and if necessary, adjustments will appear on a later statement.

If you have a complaint or unresolved issue with ANZ's product or service please call our National Feedback Line **1800 805 154** and advise us. Further information in relation to ANZ's dispute resolution process and this product (including details of benefits or fees and charges) is available on request and you can access this information by reviewing the Product Terms and Conditions, and Fees and Charges booklets which can be found at www.anz.com or by calling **13 28 33**.



ANZ V2 PLUS STATEMENT

STATEMENT NUMBER 114

01 FEBRUARY 2022 TO 28 FEBRUARY 2022

THE TRUSTEES
PRICE FAMILY SUPERFUND
3/111 THOMAS ST
BRIGHTON EAST VIC 3187

WELCOME TO YOUR ANZ ACCOUNT AT A GLANCE

Account Details

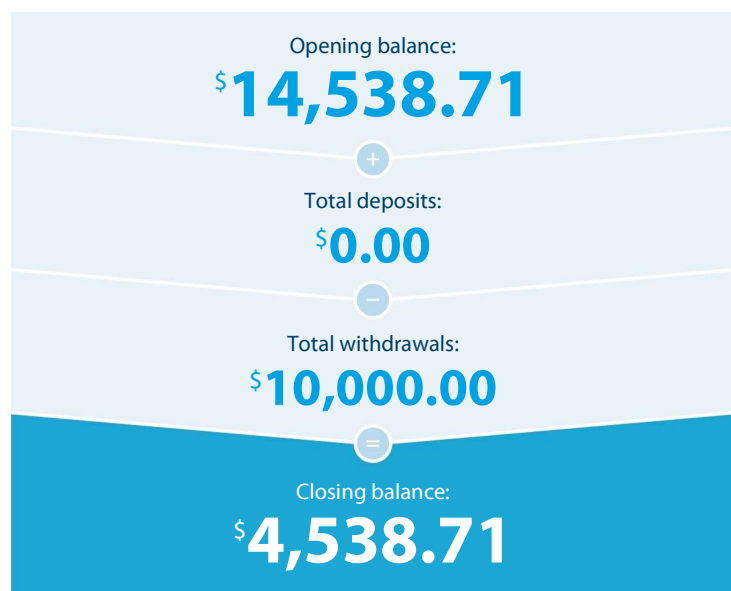
MICHAEL PRICE & DIANE PRICE ATF
PRICE FAMILY SUPERFUND

Branch Number (BSB)

013-141

Account Number

2998-98782



Notice something different?

Welcome to your new look statement. You can find out more here anz.com/yourstatement

If you haven't already switched off paper for your ANZ V2 PLUS statement, follow the link above to find out how.

NEED TO GET IN TOUCH?

 Enquiries: 13 28 33 Lost/Stolen Cards: 1800 033 844 Fax: 1800 671 800	OR	 ANZ Internet Banking www.anz.com	OR	 V2 PLUS Service Centre Locked Bag 3000, Collins St West MELBOURNE VIC 8007
---	----	--	----	--

ANZ V2 PLUS STATEMENT

Account Number: 2998-98782

Transaction Details

Please retain this statement for taxation purposes

Date	Transaction Details	Withdrawals (\$)	Deposits (\$)	Balance (\$)
2022				
01 FEB	OPENING BALANCE			14,538.71
01 FEB	ANZ INTERNET BANKING FUNDS TRANSFER TRANSFER 708976 TO 013483594730747	10,000.00		4,538.71
		Payment of Pensions and/or Lump Sums to M&D Price		
	TOTALS AT END OF PAGE	\$10,000.00	\$0.00	
	TOTALS AT END OF PERIOD	\$10,000.00	\$0.00	\$4,538.71

Interest rate at date of statement issue .33% p.a
Your credit interest rate consists of the ANZ V2 PLUS Intermediary Rate (.10% as at the end of your statement period) plus a margin (if applicable). You can find out the current interest rate by visiting www.anz.com

Save on ATM fees while you travel with ANZ.
As an ANZ customer you won't pay an overseas ATM transaction fee when you use an ANZ branded ATM to withdraw cash from this ANZ account while overseas. You'll find ANZ ATMs in various locations throughout the Asia Pacific region. See the ANZ Personal Banking Account Fees and Charges booklet for more information.

IMPORTANT INFORMATION

PLEASE CHECK THE ENTRIES AND CALL 13 28 33 REGARDING ANY ERRORS ON THIS STATEMENT.

All entries generated are subject to authorisation and verification, and if necessary, adjustments will appear on a later statement.

Further information in relation to this product (including details of benefits or fees and charges) is available on request and you can access this information by reviewing the Terms and Conditions, and Fees and Charges brochures which can be found at anz.com or by calling **13 13 14**.

If you have a complaint about an ANZ product or service, please contact us and we will try to resolve the issue as quickly as possible. Our customer complaints guide is available at <https://www.anz.com.au/support/contact-us/compliments-suggestions-complaints/>, alternatively you may wish to:

- | | | | | | |
|-----------------|--|--------------------|---|------------------|--|
| Call us: | <ul style="list-style-type: none">General enquiries 13 13 14If you're overseas +61 3 9683 9999ANZ Complaint Resolution Team on 1800 805 154If you're deaf, hard of hearing and/or have a speech impairment, call 133 677 or visit the National Relay Service at:
https://nrschat.nrsccall.gov.au/nrs/internetrelay | Write to us | ANZ Complaint Resolution Team
Locked Bag 4050,
South Melbourne VIC 3205
or ANZ online complaints form:
https://www.anz.com.au/support/contact-us/compliments-suggestions-complaints/feedback/ | Visit us: | At your nearest ANZ branch.
If you have a Relationship Manager, please feel free to contact them. |
|-----------------|--|--------------------|---|------------------|--|

If an issue has not been resolved to your satisfaction, you can lodge a complaint with the Australian Financial Complaints Authority (AFCA). AFCA provides fair and independent financial services complaint resolution that is free to consumers.

- | | | | |
|----------------|--|------------------|--|
| Call: | 1800 931 678 (free call within Australia),
or +61 1800 931 678 (International) | Write to: | Australian Financial Complaints Authority Limited
GPO Box 3,
Melbourne VIC 3001 |
| Online: | Email: info@afca.org.au
Web: www.afca.org.au | | |



ANZ V2 PLUS STATEMENT

STATEMENT NUMBER 115

01 MARCH 2022 TO 31 MARCH 2022

THE TRUSTEES
PRICE FAMILY SUPERFUND
3/111 THOMAS ST
BRIGHTON EAST VIC 3187

WELCOME TO YOUR ANZ ACCOUNT AT A GLANCE

Account Details

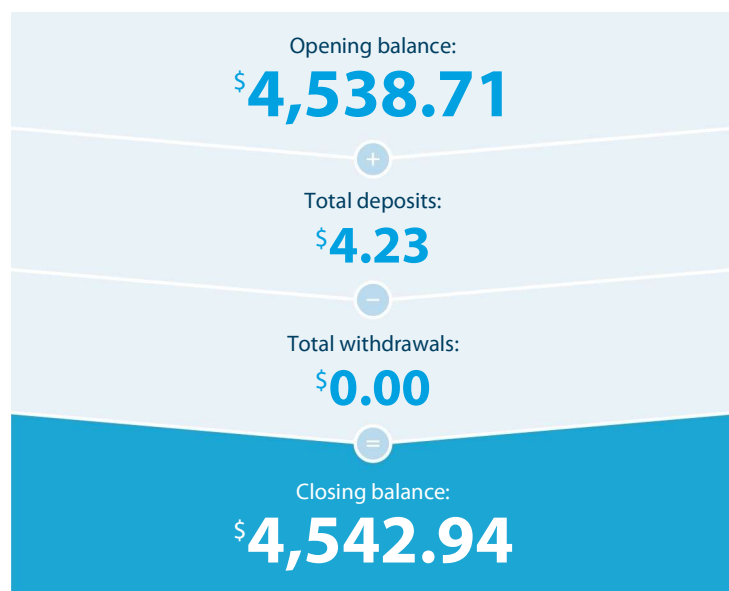
MICHAEL PRICE & DIANE PRICE ATF
PRICE FAMILY SUPERFUND

Branch Number (BSB)

013-141

Account Number

2998-98782



Notice something different?

Welcome to your new look statement. You can find out more here anz.com/yourstatement

If you haven't already switched off paper for your ANZ V2 PLUS statement, follow the link above to find out how.

NEED TO GET IN TOUCH?

 Enquiries: 13 28 33 Lost/Stolen Cards: 1800 033 844 Fax: 1800 671 800	OR	 ANZ Internet Banking www.anz.com	OR	 V2 PLUS Service Centre Locked Bag 3000, Collins St West MELBOURNE VIC 8007
---	----	--	----	--



ANZ V2 PLUS STATEMENT

Account Number: 2998-98782

Transaction Details

Please retain this statement for taxation purposes

Date	Transaction Details	Withdrawals (\$)	Deposits (\$)	Balance (\$)
2022				
01 MAR	OPENING BALANCE			4,538.71
01 APR	QUARTERLY INTEREST	Bank Interest	4.23	4,542.94
	TOTALS AT END OF PAGE	\$0.00	\$4.23	
	TOTALS AT END OF PERIOD	\$0.00	\$4.23	\$4,542.94

This Statement Includes

Interest Paid	\$4.23
---------------	--------

Interest rate at date of statement issue .33% p.a
Your credit interest rate consists of the ANZ V2 PLUS Intermediary Rate (.10% as at the end of your statement period) plus a margin (if applicable). You can find out the current interest rate by visiting www.anz.com

Save on ATM fees while you travel with ANZ.
As an ANZ customer you won't pay an overseas ATM transaction fee when you use an ANZ branded ATM to withdraw cash from this ANZ account while overseas. You'll find ANZ ATMs in various locations throughout the Asia Pacific region. See the ANZ Personal Banking Account Fees and Charges booklet for more information.

ANZ V2 PLUS STATEMENT

Account Number: 2998-98782

IMPORTANT INFORMATION

PLEASE CHECK THE ENTRIES AND CALL 13 28 33 REGARDING ANY ERRORS ON THIS STATEMENT.

All entries generated are subject to authorisation and verification, and if necessary, adjustments will appear on a later statement.

Further information in relation to this product (including details of benefits or fees and charges) is available on request and you can access this information by reviewing the Terms and Conditions, and Fees and Charges brochures which can be found at anz.com or by calling **13 13 14**.

If you have a complaint about an ANZ product or service, please contact us and we will try to resolve the issue as quickly as possible. Our customer complaints guide is available at <https://www.anz.com.au/support/contact-us/compliments-suggestions-complaints/>, alternatively you may wish to:

Call us:

- General enquiries **13 13 14**
- If you're overseas **+61 3 9683 9999**
- ANZ Complaint Resolution Team on **1800 805 154**
- If you're deaf, hard of hearing and/or have a speech impairment, call **133 677** or visit the **National Relay Service** at:
<https://nrschat.nrsccall.gov.au/nrs/internetrelay>

Write to us ANZ Complaint Resolution Team
Locked Bag 4050,
South Melbourne VIC 3205
or **ANZ online complaints form:**

<https://www.anz.com.au/support/contact-us/compliments-suggestions-complaints/feedback/>

Visit us: At your nearest ANZ branch.
If you have a Relationship Manager, please feel free to contact them.


If an issue has not been resolved to your satisfaction, you can lodge a complaint with the Australian Financial Complaints Authority (AFCA). AFCA provides fair and independent financial services complaint resolution that is free to consumers.

Call: **1800 931 678** (free call within Australia), or **+61 1800 931 678** (International)

Write to: **Australian Financial Complaints Authority Limited**
GPO Box 3,
Melbourne VIC 3001

Online: Email: info@afca.org.au
Web: www.afca.org.au

1002903





ANZ V2 PLUS STATEMENT

STATEMENT NUMBER 116

01 APRIL 2022 TO 30 APRIL 2022

THE TRUSTEES
PRICE FAMILY SUPERFUND
3/111 THOMAS ST
BRIGHTON EAST VIC 3187

WELCOME TO YOUR ANZ ACCOUNT AT A GLANCE

Account Details

MICHAEL PRICE & DIANE PRICE ATF
PRICE FAMILY SUPERFUND

Branch Number (BSB)

013-141

Account Number

2998-98782



Notice something different?

Welcome to your new look statement. You can find out more here anz.com/yourstatement

If you haven't already switched off paper for your ANZ V2 PLUS statement, follow the link above to find out how.

NEED TO GET IN TOUCH?

 Enquiries: 13 28 33 Lost/Stolen Cards: 1800 033 844 Fax: 1800 671 800	OR	 ANZ Internet Banking www.anz.com	OR	 V2 PLUS Service Centre Locked Bag 3000, Collins St West MELBOURNE VIC 8007
---	----	---	----	--

ANZ V2 PLUS STATEMENT

Account Number: 2998-98782

Transaction Details

Please retain this statement for taxation purposes

Date	Transaction Details	Withdrawals (\$)	Deposits (\$)	Balance (\$)
2022				
01 APR	OPENING BALANCE			4,542.94
14 APR	WITHDRAWAL ANZ INTERNET BANKING PAYMENT 486785	850.00		3,692.94
		Admin Charges paid to Superhelp		
19 APR	DIRECT CREDIT - CREDIT FROM NETWEALTH INVEST NETWLTHSMSF 2ANZV2 PRICE FAMILY SUPERFUND		9,000.00	12,692.94
		Transfer from our SMSF Netwealth Wrap account		
22 APR	ANZ INTERNET BANKING FUNDS TRANSFER TRANSFER 391614 TO 013483594730747	8,000.00		4,692.94
		Payment of Pensions and/or Lump Sums to M&D Price		
26 APR	DEPOSIT FROM ATO ATO008000016255164		4,562.93	9,255.87
		Tax Refund proceeds from ATO		
	TOTALS AT END OF PAGE	\$8,850.00	\$13,562.93	
	TOTALS AT END OF PERIOD	\$8,850.00	\$13,562.93	\$9,255.87

Interest rate at date of statement issue .25% p.a

Your credit interest rate consists of the ANZ V2 PLUS Intermediary Rate (.10% as at the end of your statement period) plus a margin (if applicable). You can find out the current interest rate by visiting www.anz.com

Save on ATM fees while you travel with ANZ.

As an ANZ customer you won't pay an overseas ATM transaction fee when you use an ANZ branded ATM to withdraw cash from this ANZ account while overseas. You'll find ANZ ATMs in various locations throughout the Asia Pacific region. See the ANZ Personal Banking Account Fees and Charges booklet for more information.

ANZ V2 PLUS STATEMENT

Account Number: 2998-98782

IMPORTANT INFORMATION

PLEASE CHECK THE ENTRIES AND CALL 13 28 33 REGARDING ANY ERRORS ON THIS STATEMENT.

All entries generated are subject to authorisation and verification, and if necessary, adjustments will appear on a later statement.

Further information in relation to this product (including details of benefits or fees and charges) is available on request and you can access this information by reviewing the Terms and Conditions, and Fees and Charges brochures which can be found at anz.com or by calling **13 13 14**.

If you have a complaint about an ANZ product or service, please contact us and we will try to resolve the issue as quickly as possible. Our customer complaints guide is available at <https://www.anz.com.au/support/contact-us/compliments-suggestions-complaints/>, alternatively you may wish to:

- | | | | | | |
|-----------------|--|--------------------|---|------------------|--|
| Call us: | <ul style="list-style-type: none">• General enquiries 13 13 14• If you're overseas +61 3 9683 9999• ANZ Complaint Resolution Team on 1800 805 154• If you're deaf, hard of hearing and/or have a speech impairment, call 133 677 or visit the National Relay Service at:
https://nrschat.nrsccall.gov.au/nrs/internetrelay | Write to us | ANZ Complaint Resolution Team
Locked Bag 4050,
South Melbourne VIC 3205
or ANZ online complaints form:
https://www.anz.com.au/support/contact-us/compliments-suggestions-complaints/feedback/ | Visit us: | At your nearest ANZ branch.
If you have a Relationship Manager, please feel free to contact them. |
|-----------------|--|--------------------|---|------------------|--|

If an issue has not been resolved to your satisfaction, you can lodge a complaint with the Australian Financial Complaints Authority (AFCA). AFCA provides fair and independent financial services complaint resolution that is free to consumers.

- | | | | |
|----------------|--|------------------|--|
| Call: | 1800 931 678 (free call within Australia),
or +61 1800 931 678 (International) | Write to: | Australian Financial Complaints Authority Limited
GPO Box 3,
Melbourne VIC 3001 |
| Online: | Email: info@afca.org.au
Web: www.afca.org.au | | |



L007935



ANZ V2 PLUS STATEMENT

STATEMENT NUMBER 117

01 MAY 2022 TO 31 MAY 2022

THE TRUSTEES
PRICE FAMILY SUPERFUND
3/111 THOMAS ST
BRIGHTON EAST VIC 3187

WELCOME TO YOUR ANZ ACCOUNT AT A GLANCE

Account Details

MICHAEL PRICE & DIANE PRICE ATF
PRICE FAMILY SUPERFUND

Branch Number (BSB)

013-141

Account Number

2998-98782



Notice something different?

Welcome to your new look statement. You can find out more here anz.com/yourstatement

If you haven't already switched off paper for your ANZ V2 PLUS statement, follow the link above to find out how.

NEED TO GET IN TOUCH?

 Enquiries: 13 28 33 Lost/Stolen Cards: 1800 033 844 Fax: 1800 671 800	OR	 ANZ Internet Banking www.anz.com	OR	 V2 PLUS Service Centre Locked Bag 3000, Collins St West MELBOURNE VIC 8007
---	----	--	----	--



ANZ V2 PLUS STATEMENT

Account Number: 2998-98782

Transaction Details

Please retain this statement for taxation purposes

Date	Transaction Details	Withdrawals (\$)	Deposits (\$)	Balance (\$)
2022				
01 MAY	OPENING BALANCE			9,255.87
26 MAY	ANZ INTERNET BANKING FUNDS TRANSFER TRANSFER 253176 TO 013483594730747	7,000.00		2,255.87
				<i>Payment of Pensions and/or Lump Sums to M&D Price</i>
30 MAY	DIRECT CREDIT - CREDIT FROM NETWEALTH INVEST NETWLTHSMSF 2ANZV2 PRICE FAMILY SUPERFUND		8,000.00	10,255.87
				<i>Transfer from our SMSF Netwealth Wrap account</i>
	TOTALS AT END OF PAGE	\$7,000.00	\$8,000.00	
	TOTALS AT END OF PERIOD	\$7,000.00	\$8,000.00	\$10,255.87

Interest rate at date of statement issue .25% p.a
Your credit interest rate consists of the ANZ V2 PLUS Intermediary Rate (.10% as at the end of your statement period) plus a margin (if applicable). You can find out the current interest rate by visiting www.anz.com

Save on ATM fees while you travel with ANZ.
As an ANZ customer you won't pay an overseas ATM transaction fee when you use an ANZ branded ATM to withdraw cash from this ANZ account while overseas. You'll find ANZ ATMs in various locations throughout the Asia Pacific region. See the ANZ Personal Banking Account Fees and Charges booklet for more information.

ANZ V2 PLUS STATEMENT

Account Number: 2998-98782

IMPORTANT INFORMATION

PLEASE CHECK THE ENTRIES AND CALL 13 28 33 REGARDING ANY ERRORS ON THIS STATEMENT.

All entries generated are subject to authorisation and verification, and if necessary, adjustments will appear on a later statement.

Further information in relation to this product (including details of benefits or fees and charges) is available on request and you can access this information by reviewing the Terms and Conditions, and Fees and Charges brochures which can be found at anz.com or by calling **13 13 14**.

If you have a complaint about an ANZ product or service, please contact us and we will try to resolve the issue as quickly as possible. Our customer complaints guide is available at <https://www.anz.com.au/support/contact-us/compliments-suggestions-complaints/>, alternatively you may wish to:

- Call us:**
- General enquiries **13 13 14**
 - If you're overseas **+61 3 9683 9999**
 - ANZ Complaint Resolution Team on **1800 805 154**
 - If you're deaf, hard of hearing and/or have a speech impairment, call **133 677** or visit the **National Relay Service** at:
<https://nrschat.nrsccall.gov.au/nrs/internetrelay>

Write to us ANZ Complaint Resolution Team
Locked Bag 4050,
South Melbourne VIC 3205
or **ANZ online complaints form:**

<https://www.anz.com.au/support/contact-us/compliments-suggestions-complaints/feedback/>


Visit us: At your nearest ANZ branch.
If you have a Relationship Manager, please feel free to contact them.

If an issue has not been resolved to your satisfaction, you can lodge a complaint with the Australian Financial Complaints Authority (AFCA). AFCA provides fair and independent financial services complaint resolution that is free to consumers.

Call: **1800 931 678** (free call within Australia), or **+61 1800 931 678** (International)
Online: Email: info@afca.org.au
Web: www.afca.org.au

Write to: **Australian Financial Complaints Authority Limited**
GPO Box 3,
Melbourne VIC 3001

L000813





ANZ V2 PLUS STATEMENT

STATEMENT NUMBER 118

01 JUNE 2022 TO 30 JUNE 2022

THE TRUSTEES
PRICE FAMILY SUPERFUND
3/111 THOMAS ST
BRIGHTON EAST VIC 3187

WELCOME TO YOUR ANZ ACCOUNT AT A GLANCE

Account Details

MICHAEL PRICE & DIANE PRICE ATF
PRICE FAMILY SUPERFUND

Branch Number (BSB)

013-141

Account Number

2998-98782



Notice something different?

Welcome to your new look statement. You can find out more here anz.com/yourstatement

If you haven't already switched off paper for your ANZ V2 PLUS statement, follow the link above to find out how.

NEED TO GET IN TOUCH?

 Enquiries: 13 28 33 Lost/Stolen Cards: 1800 033 844 Fax: 1800 671 800	OR	 ANZ Internet Banking www.anz.com	OR	 V2 PLUS Service Centre Locked Bag 3000, Collins St West MELBOURNE VIC 8007
---	----	---	----	--

ANZ V2 PLUS STATEMENT

Account Number: 2998-98782

Transaction Details

Please retain this statement for taxation purposes

Date	Transaction Details	Withdrawals (\$)	Deposits (\$)	Balance (\$)
2022				
01 JUN	OPENING BALANCE			10,255.87
02 JUN	ANZ INTERNET BANKING FUNDS TRANSFER TRANSFER 292484 TO 013483594730747	8,000.00		2,255.87
			Payment of Pensions and/or Lump Sums to M&D Price	
01 JUL	QUARTERLY INTEREST	Bank Interest - next fin year 22/23	3.79	2,259.66
	TOTALS AT END OF PAGE	\$8,000.00	\$3.79	
	TOTALS AT END OF PERIOD	\$8,000.00	\$3.79	\$2,259.66

This Statement Includes

Interest Paid	\$3.79
---------------	--------

Yearly Summary

Financial Year to 30/06

Interest Paid	\$34.11
---------------	---------

Interest rate at date of statement issue .75% p.a

Your credit interest rate consists of the ANZ V2 PLUS Intermediary Rate (.60% as at the end of your statement period) plus a margin (if applicable). You can find out the current interest rate by visiting www.anz.com

How to read this statement: This statement covers transactions on your account for the quarter ending 30 June 2022.

Interest shown as paid on 1 July 2022 will be reported to the Australian Taxation Office for the 2023 income year.

If you have any difficulty reading this statement please contact the V2 PLUS Service Centre 13 28 33.

ANZ V2 PLUS STATEMENT

Account Number: 2998-98782

IMPORTANT INFORMATION

PLEASE CHECK THE ENTRIES AND CALL 13 28 33 REGARDING ANY ERRORS ON THIS STATEMENT.

All entries generated are subject to authorisation and verification, and if necessary, adjustments will appear on a later statement.

Further information in relation to this product (including details of benefits or fees and charges) is available on request and you can access this information by reviewing the Terms and Conditions, and Fees and Charges brochures which can be found at anz.com or by calling **13 13 14**.

If you have a complaint about an ANZ product or service, please contact us and we will try to resolve the issue as quickly as possible. Our customer complaints guide is available at <https://www.anz.com.au/support/contact-us/compliments-suggestions-complaints/>, alternatively you may wish to:

- Call us:**
- General enquiries **13 13 14**
 - If you're overseas **+61 3 9683 9999**
 - ANZ Complaint Resolution Team on **1800 805 154**
 - If you're deaf, hard of hearing and/or have a speech impairment, call **133 677** or visit the **National Relay Service** at:
<https://nrchat.nrsccall.gov.au/nrs/internetrelay>

Write to us ANZ Complaint Resolution Team
Locked Bag 4050,
South Melbourne VIC 3205
or **ANZ online complaints form:**

<https://www.anz.com.au/support/contact-us/compliments-suggestions-complaints/feedback/>

Visit us: At your nearest ANZ branch.
If you have a Relationship Manager, please feel free to contact them.

If an issue has not been resolved to your satisfaction, you can lodge a complaint with the Australian Financial Complaints Authority (AFCA). AFCA provides fair and independent financial services complaint resolution that is free to consumers.

Call: **1800 931 678** (free call within Australia), or **+61 1800 931 678** (International)
Online: Email: info@afca.org.au
Web: www.afca.org.au

Write to: **Australian Financial Complaints Authority Limited**
GPO Box 3,
Melbourne VIC 3001



61800 - Distributions Receivable

2022 Financial Year

Preparer Shelley Lian

Reviewer Steven Lee

Status Ready for Review

Account Code	Description	CY Balance	LY Balance	Change
PRICS001_NETWEALTHIN	Netwealth Investment Wrap	\$26,169.72	\$41,404.76	(36.8)%
TOTAL		CY Balance	LY Balance	
		\$26,169.72	\$41,404.76	

Supporting Documents

- General Ledger [Report](#)

Standard Checklist

- Review aging of amounts receivable and comment on any delay in payment

Price Family Superfund General Ledger

As at 30 June 2022

Transaction Date	Description	Units	Debit	Credit	Balance \$
Distributions Receivable (61800)					
Netwealth Investment Wrap (PRICS001 NETWEALTHIN)					
01/07/2021	Opening Balance				41,404.76 DR
30/06/2022	Netwealth			41,404.76	0.00 DR
30/06/2022	Netwealth		26,169.72		26,169.72 DR
			26,169.72	41,404.76	26,169.72 DR

Total Debits: 26,169.72

Total Credits: 41,404.76

74700 - Managed Investments (Australian)

2022 Financial Year

Preparer Shelley Lian

Reviewer Steven Lee

Status Ready for Review

Account Code	Description	CY Units	CY Balance	LY Units	LY Balance	Change
PRICS001_NETWEALTHIN	Netwealth Investment Wrap	1.000000	\$1,375,580.28	1.000000	\$1,543,126.25	(10.86)%

TOTAL	CY Units	CY Balance	LY Units	LY Balance
	1.000000	\$1,375,580.28	1.000000	\$1,543,126.25

Supporting Documents

- Investment Movement Report [Report](#)

Standard Checklist

- Attach Annual statements from fund managers, Master Trust, Platform or Wrap providers confirming ownership and value
- Attach copies of Statements and Source Documentation
- Attach Investment Movement Report
- Ensure all Investments are valued correctly at June 30
- Ensure the investment is in accordance with the Fund's investment strategy
- Ensure the investment is in accordance with the SIS Act

Price Family Superfund
Investment Movement Report

As at 30 June 2022

Investment	Opening Balance		Additions		Disposals			Closing Balance		
	Units	Cost	Units	Cost	Units	Cost	Accounting Profit/(Loss)	Units	Cost	Market Value
Bank Accounts										
ANZ V2 PLUS 2998-98782		41,058.83		51,597.04		(90,400.00)			2,255.87	2,255.87
		41,058.83		51,597.04		(90,400.00)			2,255.87	2,255.87
Managed Investments (Australian)										
PRICS001_NETWEALTHIN - Netwealth Investment Wrap	1.00	1,413,056.52		73,109.86		(47,000.00)	0.00	1.00	1,439,166.38	1,375,580.28
		1,413,056.52		73,109.86		(47,000.00)	0.00		1,439,166.38	1,375,580.28
		1,454,115.35		124,706.90		(137,400.00)	0.00		1,441,422.25	1,377,836.15

85000 - Income Tax Payable/Refundable

2022 Financial Year

Preparer Shelley Lian

Reviewer Steven Lee

Status Ready for Review

Account Code	Description	CY Balance	LY Balance	Change
85000	Income Tax Payable/Refundable	\$10,684.53	\$4,821.93	121.58%
TOTAL		CY Balance	LY Balance	
		\$10,684.53	\$4,821.93	

Supporting Documents

- Non Deductible Expense Reconciliation [Report](#)
- Statement of Taxable Income [Report](#)
- Tax Reconciliation Report [Report](#)
- Exempt Pension Reconciliation [Report](#)
- ATO Income Tax.pdf

Standard Checklist

- Attach Actuarial Certificate (if applicable)
- Attach any other Tax reconciliations
- Attach copy of Exempt Pension Reconciliation (if applicable)
- Attach copy of Non Deductible Expense Reconciliation (if applicable)
- Attach copy of Statement of Taxable Income
- Attach copy of Tax Reconciliation Report
- Confirm Transactions in ATO Portal

Price Family Superfund

Exempt Current Pension Income Reconciliation

For The Period 01 July 2021 - 30 June 2022

	Date	Account Code	Account Description	Taxable Amount	Actuary/Pool %	Exempt Amount
Segment - 01 July 2021 to 30 June 2022						
Label C						
	01/07/2021	25000/ANZ299898782	ANZ V2 PLUS 2998-98782	18.86		
	01/10/2021	25000/ANZ299898782	ANZ V2 PLUS 2998-98782	4.81		
	01/01/2022	25000/ANZ299898782	ANZ V2 PLUS 2998-98782	6.21		
	01/04/2022	25000/ANZ299898782	ANZ V2 PLUS 2998-98782	4.23		
			Total	34.11	100.000 %	34.11
Label D1						
	30/06/2022	23900/PRICS001_NETWEAL	Netwealth Investment Wrap	606.24		
	30/06/2022	23800/PRICS001_NETWEAL	Netwealth Investment Wrap	8,040.68		
			Total	8,646.92	100.000 %	8,646.92
Label J						
	30/06/2022	23900/PRICS001_NETWEAL	Netwealth Investment Wrap	1,088.54		
			Total	1,088.54	100.000 %	1,088.54
Label K						
	30/06/2022	23900/PRICS001_NETWEAL	Netwealth Investment Wrap	13,941.01		
			Total	13,941.01	100.000 %	13,941.01
Label L						
	30/06/2022	23900/PRICS001_NETWEAL	Netwealth Investment Wrap	5,974.72		
			Total	5,974.72	100.000 %	5,974.72
Label M						
	30/06/2022	23800/PRICS001_NETWEAL	Netwealth Investment Wrap	19,296.49		

Price Family Superfund
Exempt Current Pension Income Reconciliation

For The Period 01 July 2021 - 30 June 2022

	Date	Account Code	Account Description	Taxable Amount	Actuary/Pool %	Exempt Amount
Label M						
				Total		19,296.49
					100.000 %	19,296.49
Label S						
	30/06/2022	26502/PRICS001_NETWEAL	Netwealth Investment Wrap	234.02		
				Total		234.02
					100.000 %	234.02
					Total Segment ECPI *	49,215.81
					SMSF Annual Return Rounding	2.81
					Total ECPI	49,213.00

* Total Segment ECPI does not include ECPI amounts from Label A. The total ECPI from Label A is shown separately at the start of the report.

Price Family Superfund

Pension Non Deductible Expense Report

For The Period 01 July 2021 - 30 June 2022

	Date	Account Code	Account Description	Amount	Expense %	Deductible	Non Deductible
Segment - 01 July 2021 to 30 June 2022							
Label H							
Deemed Segregated							
	14/04/2022	30700	Auditor's Remuneration	550.00			
			Total	550.00	100.000 %	0.00	550.00
Label I							
Deemed Segregated							
	30/06/2022	37500/PRICS001_NETWEAL	Netwealth Investment Wrap	9,265.69			
			Total	9,265.69	100.000 %	0.00	9,265.69
Label J							
Deemed Segregated							
	14/12/2021	30100	Accountancy Fees	550.00			
	14/04/2022	30100	Accountancy Fees	300.00			
			Total	850.00	100.000 %	0.00	850.00
Deemed Segregated							
	26/04/2022	30400	ATO Supervisory Levy	259.00			
			Total	259.00	0.000 %	0.00	259.00
			Label Total			0.00	1,109.00
			Total Segment Expenses			0.00	10,924.69

Price Family Superfund

Pension Non Deductible Expense Report

For The Period 01 July 2021 - 30 June 2022

Date	Account Code	Account Description	Amount	Expense %	Deductible	Non Deductible
				Total Expenses *	0.00	10,924.69

* General expense percentage - 100.000 %

* Investment expense percentage - 100.000 %

Price Family Superfund

Statement of Taxable Income

For the year ended 30 June 2022

	2022
	\$
Benefits accrued as a result of operations	(226,405.90)
Less	
Exempt current pension income	49,213.00
Accounting Trust Distributions	51,270.70
	<u>100,483.70</u>
Add	
Decrease in MV of investments	193,655.83
SMSF non deductible expenses	10,924.00
Pension Payments	40,750.00
Franking Credits	10,684.53
Foreign Credits	720.91
Taxable Trust Distributions	14,586.68
Distributed Foreign income	7,319.77
Benefits Paid/Transfers Out	48,250.00
	<u>326,891.72</u>
SMSF Annual Return Rounding	(2.12)
	<u>0.00</u>
Taxable Income or Loss	<u>0.00</u>
Income Tax on Taxable Income or Loss	0.00
Less	
Franking Credits	10,684.53
	<u>(10,684.53)</u>
CURRENT TAX OR REFUND	<u>(10,684.53)</u>
Supervisory Levy	259.00
	<u>(10,425.53)</u>
AMOUNT DUE OR REFUNDABLE	<u>(10,425.53)</u>

Price Family Superfund Tax Reconciliation Report

For the year ended 30 June 2022

Tax Return Label	Date	Account Code	Account Name	Amount \$
H2 - Expenses - SMSF auditor fee non deductible				
	14/04/2022	30700	Auditor's Remuneration	550.00
Sub-Total				550.00
Ignore Cents				0.00
Total				550.00
I2 - Expenses - Investment expenses non deductible				
	30/06/2022	37500/PRICS001_NETWE ALTHIN	Netwealth Investment Wrap	9,265.69
Sub-Total				9,265.69
Ignore Cents				0.69
Total				9,265.00
J2 - Expenses - Management and administration expenses non deductible				
	26/04/2022	30400	ATO Supervisory Levy	259.00
	14/12/2021	30100	Accountancy Fees	550.00
	14/04/2022	30100	Accountancy Fees	300.00
Sub-Total				1,109.00
Ignore Cents				0.00
Total				1,109.00
Y - TOTAL NON DEDUCTIBLE EXPENSES				
				10,924.00
Sub-Total				10,924.00
Ignore Cents				0.00
Total				10,924.00
Z - TOTAL SMSF EXPENSES				
				10,924.00
Sub-Total				10,924.00
Ignore Cents				0.00
Total				10,924.00
C1 - Foreign income tax offset				
	30/06/2022	23800/PRICS001_NETWE ALTHIN	Netwealth Investment Wrap	720.91
			Adjustment	(720.91)
Sub-Total				0.00
Ignore Cents				0.00
Total				0.00
E1 - Complying fund's franking credits tax offset				
	30/06/2022	23900/PRICS001_NETWE ALTHIN	Netwealth Investment Wrap	5,974.72
	30/06/2022	23800/PRICS001_NETWE ALTHIN	Netwealth Investment Wrap	4,709.81
Sub-Total				10,684.53
Ignore Cents				0.00
Total				10,684.53

Price Family Superfund

Tax Reconciliation Report

For the year ended 30 June 2022

Tax Return Label	Date	Account Code	Account Name	Amount \$
E - Refundable tax offsets				
				10,684.53
Sub-Total				10,684.53
Ignore Cents				0.00
Total				10,684.53
I - Remainder of refundable tax offsets				
				10,684.53
Sub-Total				10,684.53
Ignore Cents				0.00
Total				10,684.53
L - Supervisory levy				
				259.00
Sub-Total				259.00
Ignore Cents				0.00
Total				259.00
S - AMOUNT DUE OR REFUNDABLE				
				(10,425.53)
Sub-Total				(10,425.53)
Ignore Cents				0.00
Total				(10,425.53)



Australian Government
Australian Taxation Office

Agent SUPERHELP AUSTRALIA PTY LTD
Client THE TRUSTEE FOR PRICE FAMILY
SUPERFUND
ABN 61 779 557 885
TFN 925 801 505

Income tax 551

Date generated	18 January 2023
Overdue	\$0.00
Not yet due	\$0.00
Balance	\$0.00

Transactions

4 results found - from **18 January 2021** to **18 January 2023** sorted by **processed date** ordered **newest to oldest**

Processed date	Effective date	Description	Debit (DR)	Credit (CR)	Balance
20 Apr 2022	26 Apr 2022	EFT refund for Income Tax for the period from 01 Jul 20 to 30 Jun 21	\$4,562.93		\$0.00
20 Apr 2022	20 Apr 2022	Tax return Self Man Superfund - Income Tax for the period from 01 Jul 20 to 30 Jun 21		\$4,562.93	\$4,562.93 CR
16 Mar 2021	19 Mar 2021	EFT refund for Income Tax for the period from 01 Jul 19 to 30 Jun 20	\$5,525.22		\$0.00
16 Mar 2021	16 Mar 2021	Tax return Self Man Superfund - Income Tax for the period from 01 Jul 19 to 30 Jun 20		\$5,525.22	\$5,525.22 CR

A - Financial Statements

2022 Financial Year

Preparer Shelley Lian

Reviewer Steven Lee

Status Ready for Review

Supporting Documents

No supporting documents

Standard Checklist

- Attach copy of Financial Statements
- Attach copy of SMSF Annual Return

B - Permanent Documents

2022 Financial Year

Preparer Shelley Lian

Reviewer Steven Lee

Status Ready for Review

Supporting Documents

- Fund Summary Report Report
- Super Fund Lookup.pdf
- ABN Lookup.pdf

Standard Checklist

- Attach latest copy of ASIC annual company statement (if corporate trustee)
- Ensure latest copies of ATO Trustee Declarations and ATO confirmation that the fund is a regulated fund is attached
- Ensure latest copies of trustee consents, member consents and registers are attached
- Ensure latest copy of trust deed (including amendments) are attached
- Use [Australian Business Register](#) to ensure details are correct
- Use [Super Fund Lookup](#) to check the eligibility to receive rollovers and contributions

Price Family Superfund Fund Summary Report

As at 30 June 2022

Fund Details

Date Formed: 11/04/2011
Tax File Number: Provided
ABN: 61779557885

Period: 01/07/2021 - 30/06/2022
Fund Type: SMSF
GST Registered: No

Postal Address:

3/111 Thomas Street
Brighton East, Victoria 3187

Physical Address:

3/111 Thomas Street
Brighton East, Victoria 3187

Members

Number of Members: 2

Name	Age	Member Accounts	Pension Accounts	Tax File Number	Beneficiary Details
Price, Michael	71	7	7	Provided	Provided
Price, Diane	72	5	5	Provided	Provided

Fund Relationships

Relationship Type	Contact
Accountant	Superhelp Australia Pty Limited
Auditor	Super Audits Pty Ltd
Fund Contact	Price, Michael
Tax Agent	Lee, Sang-A
Trustee	Price, Michael
Trustee	Price, Diane



Current details for ABN 61 779 557 885

ABN details

Entity name:	The trustee for PRICE FAMILY SUPERFUND
ABN status:	Active from 11 Apr 2011
Entity type:	Superannuation Fund
Goods & Services Tax (GST):	Not currently registered for GST
Main business location:	VIC 3187

Super Fund Lookup

[Use Super Fund Lookup](#) to check the eligibility of **The trustee for PRICE FAMILY SUPERFUND** to receive rollovers and contributions

Deductible gift recipient status

Not entitled to receive tax deductible gifts

Disclaimer

The Registrar makes every reasonable effort to maintain current and accurate information on this site. The Commissioner of Taxation advises that if you use ABN Lookup for information about another entity for taxation purposes and that information turns out to be incorrect, in certain circumstances you will be protected from liability. For more information see [disclaimer](#)



The trustee for PRICE FAMILY SUPERFUND

ABN details

ABN:	61 779 557 885 View record on ABN Lookup
ABN Status:	Active from 11 Apr 2011
Fund type:	ATO Regulated Self-Managed Superannuation Fund
Contact details:	PO Box 1906 MACQUARIE CENTRE NSW 2113
Status:	Complying

What does 'Complying' mean?

A 'Complying' SMSF:

- is a regulated fund
- is a resident of Australia, and
- has been issued with a [Notice of compliance](#)

APRA Funds

See the [guidance](#) issued by APRA for further assistance in managing transfers and rollovers to SMSFs. Use the [ATO Business Portal](#) to verify a person is a member of the SMSF before completing a transfer or rollover.

Superannuation guarantee payments

Contributions made to complying funds can qualify as Superannuation Guarantee (SG) payments. This record extract can be used to confirm this fund has been issued with a Notice of Compliance and is currently entitled to receive employer SG payments.

Tax rates

Complying funds that meet [Superannuation Industry \(Supervision\) Act 1993](#) (SISA) standards qualify for [concessional tax rates](#).

Also refer to [frequently asked questions](#)

Disclaimer

This extract is based on information supplied by superannuation entities to the Commissioner of Taxation.

Important Neither the Australian Government nor the ATO endorse or guarantee the performance of super funds.

C - Other Documents

2022 Financial Year

Preparer Shelley Lian

Reviewer Steven Lee

Status Ready for Review

Supporting Documents

- 2.1-InvestmtStrategy-2021-22-MoM-Signed.PDF

Standard Checklist

- Attach copy of any SOAs issued during the Financial Year
- Attach copy of Investment Strategy
- Attach signed Engagement Letter
- Attach signed Trustee Representation Letter
- Attach Trustee Minutes prepared during the year

D - Pension Documentation

2022 Financial Year

Preparer Shelley Lian

Reviewer Steven Lee

Status Ready for Review

Supporting Documents

- Transfer Balance Account Summary Report
- Pension Summary Report Report
- Pension_Calcs.pdf

Standard Checklist

- Attach Actuarial Certificate
- Attach documentation supporting any pensions commenced during the financial year
- Attach documentation supporting any pensions commuted during the financial year
- Ensure correct Transfer Balance Account Reports have been lodged with the ATO

Price Family Superfund

Pension Summary

As at 30 June 2022

Member Name : Price, Michael

Member Age : 70* (Date of Birth : Provided)

Member Code	Pension Type	Pension Start Date	Tax Free	Min / PF	Minimum	Maximum	Gross Pension Payments	PAYG	Net Pension Payment	Amount to reach Minimum
PRIMIC0001P	Account Based Pension	01/07/2012	0.00%	2.50%	\$10,230.00*	N/A	\$10,230.00	\$0.00	\$10,230.00	\$0.00

*COVID-19 50% reduction has been applied to the minimum pension amount.

PRIMIC0002P	Account Based Pension	27/03/2013	0.00%	2.50%	\$170.00*	N/A	\$170.00	\$0.00	\$170.00	\$0.00
-------------	-----------------------	------------	-------	-------	-----------	-----	----------	--------	----------	--------

*COVID-19 50% reduction has been applied to the minimum pension amount.

PRIMIC0003P	Account Based Pension	27/05/2013	0.00%	2.50%	\$20.00*	N/A	\$20.00	\$0.00	\$20.00	\$0.00
-------------	-----------------------	------------	-------	-------	----------	-----	---------	--------	---------	--------

*COVID-19 50% reduction has been applied to the minimum pension amount.

PRIMIC0004P	Account Based Pension	26/06/2013	100.00%	2.50%	\$330.00*	N/A	\$330.00	\$0.00	\$330.00	\$0.00
-------------	-----------------------	------------	---------	-------	-----------	-----	----------	--------	----------	--------

*COVID-19 50% reduction has been applied to the minimum pension amount.

PRIMIC0005P	Account Based Pension	19/09/2013	0.00%	2.50%	\$170.00*	N/A	\$170.00	\$0.00	\$170.00	\$0.00
-------------	-----------------------	------------	-------	-------	-----------	-----	----------	--------	----------	--------

*COVID-19 50% reduction has been applied to the minimum pension amount.

PRIMIC0006P	Account Based Pension	24/10/2013	0.00%	2.50%	\$170.00*	N/A	\$170.00	\$0.00	\$170.00	\$0.00
-------------	-----------------------	------------	-------	-------	-----------	-----	----------	--------	----------	--------

*COVID-19 50% reduction has been applied to the minimum pension amount.

PRIMIC0007P	Account Based Pension	03/03/2015	18.69%	2.50%	\$7,480.00*	N/A	\$7,480.00	\$0.00	\$7,480.00	\$0.00
-------------	-----------------------	------------	--------	-------	-------------	-----	------------	--------	------------	--------

Price Family Superfund

Pension Summary

As at 30 June 2022

	Pension									
--	---------	--	--	--	--	--	--	--	--	--

*COVID-19 50% reduction has been applied to the minimum pension amount.

					\$18,570.00	\$0.00	\$18,570.00	\$0.00	\$18,570.00	\$0.00
--	--	--	--	--	-------------	--------	-------------	--------	-------------	--------

Member Name : Price, Diane

Member Age : 71* (Date of Birth : Provided)

Member Code	Pension Type	Pension Start Date	Tax Free	Min / PF	Minimum	Maximum	Gross Pension Payments	PAYG	Net Pension Payment	Amount to reach Minimum
PRIDIA0001P	Account Based Pension	02/07/2012	42.54%	2.50%	\$11,680.00*	N/A	\$11,680.00	\$0.00	\$11,680.00	\$0.00

*COVID-19 50% reduction has been applied to the minimum pension amount.

PRIDIA0002P	Account Based Pension	05/10/2012	100.00%	2.50%	\$5,980.00*	N/A	\$5,980.00	\$0.00	\$5,980.00	\$0.00
-------------	-----------------------	------------	---------	-------	-------------	-----	------------	--------	------------	--------

*COVID-19 50% reduction has been applied to the minimum pension amount.

PRIDIA0003P	Account Based Pension	26/06/2013	100.00%	2.50%	\$450.00*	N/A	\$450.00	\$0.00	\$450.00	\$0.00
-------------	-----------------------	------------	---------	-------	-----------	-----	----------	--------	----------	--------

*COVID-19 50% reduction has been applied to the minimum pension amount.

PRIDIA0004P	Account Based Pension	15/05/2014	100.00%	2.50%	\$4,060.00*	N/A	\$4,060.00	\$0.00	\$4,060.00	\$0.00
-------------	-----------------------	------------	---------	-------	-------------	-----	------------	--------	------------	--------

*COVID-19 50% reduction has been applied to the minimum pension amount.

PRIDIA0006P	Account Based Pension	01/07/2015	85.80%	2.50%	\$10.00*	N/A	\$10.00	\$0.00	\$10.00	\$0.00
-------------	-----------------------	------------	--------	-------	----------	-----	---------	--------	---------	--------

*COVID-19 50% reduction has been applied to the minimum pension amount.

					\$22,180.00	\$0.00	\$22,180.00	\$0.00	\$22,180.00	\$0.00
--	--	--	--	--	-------------	--------	-------------	--------	-------------	--------

Total :

Price Family Superfund

Pension Summary

As at 30 June 2022

					\$40,750.00	\$0.00	\$40,750.00	\$0.00	\$40,750.00	\$0.00
--	--	--	--	--	--------------------	---------------	--------------------	---------------	--------------------	---------------

*Age as at 01/07/2021 or pension start date for new pensions.

Price Family Superfund

Transfer Balance Account Summary

For The Period 01 July 2021 - 30 June 2022

Member	Pension Type	Date	Lodgment Date	Transaction Type	Event Type	Debit	Credit	Balance	Cap Limit	Remaining Cap
Diane Price	Below Cap	01/07/2021		Cap Indexation (50.00%) - Highest TBA (803272.85/ 1600000.00)	N/A				1,650,000.00	846,727.15
		01/07/2021		Opening Balance				803,272.85	1,650,000.00	846,727.15
		<hr/>								
Michael Price	Below Cap	01/07/2021		Cap Indexation (54.00%) - Highest TBA (751347.23/ 1600000.00)	N/A				1,654,000.00	934,652.77
		01/07/2021		Opening Balance				719,347.23	1,654,000.00	934,652.77
		<hr/>								



SuperHelp Australia Pty Ltd

ABN 60 061 126 663

P O Box 454

Burwood, NSW 1805

Phone: 1 300 736 453

Fax: (02) 8456 5904

Website: www.superhelp.com.au

Date: 19 January 2023

Dear Sir/Madam,

**Re: Pension Requirements for Pension Member(s) for
Price Family Superfund**

Please find attached your pension requirement(s) for the 2022-2023 financial year.

Please ensure that the pension for the 2022-2023 income year fits within these Minimum and Maximum levels. Please note that any pensions that would have been commenced during the 2022-2023 income year are not included in the calculations.

Sincerely Yours,

Superhelp Australia Pty Ltd

Price Family Superfund

Yearly Projected Pension Calculation Report

As at 01 July 2022

Member Name	Member Code	Pension Type	Pension Start/ Conversion Date	Age (as at 01/07/2022)	Opening Balance	Minimum Amount *	Maximum Amount	Tax Free %	Min Tax Free Payments	Min Taxable Payments
Price, Michael	PRIMIC00001P	Account Based Pension	01/07/2012	71	320,105.67	8,000.00	N/A	0.00	0.00	8,000.00
Price, Michael	PRIMIC00002P	Account Based Pension	27/03/2013	71	6,190.10	150.00	N/A	0.00	0.00	150.00
Price, Michael	PRIMIC00003P	Account Based Pension	27/05/2013	71	894.34	20.00	N/A	0.00	0.00	20.00
Price, Michael	PRIMIC00004P	Account Based Pension	26/06/2013	71	11,979.91	300.00	N/A	100.00	300.00	0.00
Price, Michael	PRIMIC00005P	Account Based Pension	19/09/2013	71	5,952.95	150.00	N/A	0.00	0.00	150.00
Price, Michael	PRIMIC00006P	Account Based Pension	24/10/2013	71	5,947.98	150.00	N/A	0.00	0.00	150.00
Price, Michael	PRIMIC00007P	Account Based Pension	03/03/2015	71	268,042.06	6,700.00	N/A	18.69	1,252.23	5,447.77
					619,113.01	15,470.00			1,552.23	13,917.77
Price, Diane	PRIDIA00001P	Account Based Pension	02/07/2012	72	418,721.21	10,470.00	N/A	42.54	4,453.94	6,016.06
Price, Diane	PRIDIA00002P	Account Based Pension	05/10/2012	72	214,534.47	5,360.00	N/A	100.00	5,360.00	0.00
Price, Diane	PRIDIA00003P	Account Based Pension	26/06/2013	72	16,117.67	400.00	N/A	100.00	400.00	0.00
Price, Diane	PRIDIA00004P	Account Based Pension	15/05/2014	72	145,713.78	3,640.00	N/A	100.00	3,640.00	0.00
Price, Diane	PRIDIA00006P	Account Based Pension	01/07/2015	72	490.26	10.00	N/A	85.80	8.58	1.42
					795,577.39	19,880.00			13,862.52	6,017.48
					1,414,690.40	35,350.00			15,414.75	19,935.25

* COVID-19 50% reduction has been applied to the minimum pension amount

E - Estate Planning

2022 Financial Year

Preparer Shelley Lian

Reviewer Steven Lee

Status Ready for Review

Supporting Documents

No supporting documents

Standard Checklist

- Attach Death Benefit Nominations (if applicable)
- Attach Life Insurance Policies (if applicable)
- Attach Reversionary Pension documentation (if applicable)
- Attach SMSF Will (if applicable)
- Review current Estate planning to ensure it matches wishes of members