
Workpapers - 2021 Financial Year

Ellison Executive Superannuation Fund

Preparer: Kelly Fu

Reviewer: Kelly Fu

Printed: 25 February 2022

Lead Schedule

2021 Financial Year

Code	Workpaper	CY Balance	LY Balance	Change	Status
23800	Distributions Received	(\$4,098.22)	(\$2,081.70)	96.87%	Completed
23900	Dividends Received	(\$10,038.48)	(\$10,449.66)	(3.93)%	Completed
24200	Contributions	(\$64,648.24)	(\$14,938.84)	332.75%	Completed
24700	Changes in Market Values of Investments	(\$92,506.60)	\$69,830.30	(232.47)%	Completed
25000	Interest Received	(\$11,172.93)	(\$22,885.55)	(51.18)%	Completed
26500	Other Investment Income	(\$33.28)	(\$42.57)	(21.82)%	Completed
30100	Accountancy Fees	\$2,640.00	\$2,640.00	0%	Completed
30400	ATO Supervisory Levy	\$259.00	\$259.00	0%	Completed
30700	Auditor's Remuneration	\$825.00	\$825.00	0%	Completed
30900	Advisor Fees	\$1,500.00	\$1,500.00	0%	Completed
37500	Investment Expenses	\$2,935.95	\$2,894.91	1.42%	Completed
39000	Life Insurance Premiums	\$13,529.90	\$6,728.90	101.07%	Completed
41600	Pensions Paid	\$4,930.00	\$10,770.00	(54.22)%	Completed
48100	Division 293 Tax	\$1,879.45		100%	Completed
48500	Income Tax Expense	\$14,417.97	(\$5,469.23)	(363.62)%	Completed
49000	Profit/Loss Allocation Account	\$139,580.48	(\$39,580.56)	(452.65)%	Completed
50000	Members	(\$915,406.48)	(\$775,826.00)	17.99%	Completed
60400	Bank Accounts	\$45,489.72	\$44,010.34	3.36%	Completed

Code	Workpaper	CY Balance	LY Balance	Change	Status
61800	Distributions Receivable	\$3,026.78	\$1,480.81	104.4%	Completed
73000	Hybrid Securities (Swaps, futures contracts, Options.)	\$19,968.00	\$19,107.84	4.5%	Completed
74700	Managed Investments (Australian)	\$270,000.00	\$390,000.00	(30.77)%	Completed
77600	Shares in Listed Companies (Australian)	\$414,944.08	\$234,765.61	76.75%	Completed
78200	Units in Listed Unit Trusts (Australian)	\$151,259.51	\$58,607.91	158.09%	Completed
85000	Income Tax Payable /Refundable	(\$4,536.82)	\$2,717.13	(266.97)%	Completed
86000	PAYG Payable	(\$351.00)		100%	Completed
89000	Deferred Tax Liability/Asset	\$15,606.21	\$25,136.36	(37.91)%	Completed
A	Financial Statements				N/A - Not Applicable
B	Permanent Documents				N/A - Not Applicable
C	Other Documents				N/A - Not Applicable
D	Pension Documentation				N/A - Not Applicable
E	Estate Planning				N/A - Not Applicable

23800 - Distributions Received

2021 Financial Year

Preparer Kelly Fu

Reviewer Kelly Fu

Status Completed

Account Code	Description	CY Balance	LY Balance	Change
FID0008AU	Fidelity Aust Equities Fd	(\$1,952.34)		100%
MVW.AX	Vaneck Vectors Australian Equal Weight Etf	(\$1,232.72)	(\$827.22)	49.02%
SGP.AX	Stockland	(\$913.16)	(\$1,254.48)	(27.21)%
TOTAL		CY Balance	LY Balance	
		(\$4,098.22)	(\$2,081.70)	

Supporting Documents

- Distribution Reconciliation Report [Report](#)
- 23800 - BT Part 1 + Part 2 Distrn Income 2021.pdf

Standard Checklist

- Attach a copy of all Tax Statements.
- Attach a copy of Distribution Reconciliation Report
- Ensure all Distributions have been reviewed on [Distribution Tax Automation](#)

Notes

Kelly Fu

Note | SGP.AX

17/02/2022 16:05

SGP (\$181.79) was adjustment due LY Non cash attributions per Distribution Schedule.

Ellison Executive Superannuation Fund Distribution Reconciliation Report

For The Period 01 July 2020 - 30 June 2021

Date	Non Primary Production Income (A) * ₁					Distributed Capital Gains (B) * ₂					Foreign Income * ₃		Non-Assessable			Taxable Income
	Payment Received	Franked	Unfranked	Interest/ Other	Franking Credits	Discounted (After Discount)	Rate * ₅	CGT Concession	Indexed	Other	Foreign Income	Foreign Credits	Tax Exempt	Tax Free	Tax Deferred / AMIT * ₆	
Units in Listed Unit Trusts (Australian)																
FID0008AU Fidelity Aust Equities Fd																
12/04/2021	69.02	57.06	11.38	0.58	34.08	S									0.00	103.10
30/06/2021	1,883.32	413.76	48.70	8.46	278.26	I	705.65	705.66		1.09	0.07			0.00	1,455.99	
	1,952.34	470.82	60.08	9.04	312.34		705.65	705.66		1.09	0.07			0.00	1,559.09	
<i>Net Cash Distribution:</i>	<i>1,952.34</i>															
MVW.AX Vaneck Vectors Australian Equal Weight Etf																
19/01/2021	681.24	400.77	99.46	62.54	199.20	S				9.81	0.27			108.66	772.05	
30/06/2021	551.48	324.44	80.52	50.62	161.25	I				7.94	0.22			87.96	624.99	
	1,232.72	725.21	179.98	113.16	360.45					17.75	0.49			196.62	1,397.04	
<i>Net Cash Distribution:</i>	<i>1,232.72</i>															
SGP.AX Stockland																
31/08/2020	(181.78)					S								(181.78)		
26/02/2021	502.96	0.00	0.00	428.26	0.00	S								74.70	428.26	
30/06/2021	591.98			286.62		I	181.22	124.14						0.00	467.84	
	913.16	0.00	0.00	714.88	0.00		181.22	124.14						(107.08)	896.10	
<i>Net Cash Distribution:</i>	<i>913.16</i>															
	4,098.22	1,196.03	240.06	837.08	672.79		886.87	829.80		18.84	0.56			89.54	3,852.23	

Ellison Executive Superannuation Fund Distribution Reconciliation Report

For The Period 01 July 2020 - 30 June 2021

Date	Non Primary Production Income (A) * ₁			Distributed Capital Gains (B) * ₂				Foreign Income * ₃		Non-Assessable				Taxable Income		
	Payment Received	Franked	Unfranked	Interest/ Other	Franking Credits	Discounted (After Discount)	Rate * ₅	CGT Concession	Indexed	Other	Foreign Income	Foreign Credits	Tax Exempt		Tax Free	Tax Deferred / AMIT * ₆
TOTAL	4,098.22	1,196.03	240.06	837.08	672.79	886.87		829.80			18.84	0.56			89.54	3,852.23

Total Distributed Gains

Discount Rate	Discounted	Gross
Superfund 1/3	0.00	0.00
Individual 50%(I)	886.87	1,773.74
Total	886.87	1,773.74

*₁ Summary of Non Primary Production Income (A)

Tax Label	Franked	Unfranked	Interest/Other	Less Other Deduction	Income Before Credits * ₇	Franking Credits	Total Including Credits
11M Gross trust distributions	1,196.03	240.06	837.08		2,273.17	672.79	2,945.96

*₂ Forms part of the Net Capital Gains calculation for Tax Label 11A.

*₃ Forms part of the Foreign Credits calculation for Tax Label 11D, D1, 13C1.

*₄ Taxable Income is designed to match Tax Statement provided by Fund Manager.

Taxable Income in the SMSF Annual Return will be different due to application of Capital Losses in Net Capital Gain calculation and application of different discount method.

*₅ This is the discount rate selected for the transaction. "S" being Super Funds at 1/3 and "I" being Individual at 50%.

*₆ AMIT cost base net increase is reflected as negative amount i.e. negative tax deferred and AMIT cost base net decrease is reflected as positive amount i.e. positive tax deferred.

*₇ Sum of Income Before Credits reconciles with Taxable Trust Distributions in Statement of Taxable Income.

^ Variance between Payment Received and Net Cash Distribution.

Distributions schedule - detail

Description	Total \$	FID0008AU	MVW	ST-STPLD
Interest – Australian	167.34	1.28	12.13	153.93
Dividends				
Unfranked amount	45.53	11.94	33.59	0.00
Unfranked CFI amount	83.69	36.76	46.93	0.00
Franked amount	738.19	413.75	324.44	0.00
Franking credits (before 45 day rule)	439.51	278.26	161.25	0.00
Franking credits denied	0.00	0.00	0.00	0.00
Other Australian income	178.36	7.18	38.49	132.69
Gains not eligible for discount - TAP	0.00	0.00	0.00	0.00
Gains not eligible for discount - Non TAP	0.00	0.00	0.00	0.00
Discounted capital gains - TAP	201.56	20.61	0.00	180.95
Discounted capital gains - Non TAP	685.31	685.04	0.00	0.27
Gross foreign income	9.33	1.17	8.16	0.00
Australian franking credits from a New Zealand franking company	0.00	0.00	0.00	0.00
Foreign trust and CFC income	0.00	0.00	0.00	0.00
Total taxable income	\$2,548.82	\$1,455.99	\$624.99	\$467.84
Other non-taxable items				
CGT concession	829.81	705.66	0.00	124.15
Tax free amounts	0.00	0.00	0.00	0.00
Non-assessable non-exempt income	0.00	0.00	0.00	0.00
Tax deferred amounts / Return of capital	0.00	0.00	0.00	0.00
Other non-assessable amounts	87.96	0.00	87.96	0.00
Assessable credits / offsets				
Franking credits (after 45 day rule)	439.51	278.26	161.25	0.00
Foreign income tax offset	0.29	0.07	0.22	0.00
Foreign income tax offset – capital gain	0.00	0.00	0.00	0.00
Total distribution	\$3,026.79	\$1,883.32	\$551.48	\$591.99
Includes non-cash attributions	0.01	0.00	0.00	0.01
Taxes withheld				
Non-resident withholding tax on interest	0.00	0.00	0.00	0.00
Non-resident withholding tax on unfranked dividends	0.00	0.00	0.00	0.00
Non-resident withholding tax on MIT	0.00	0.00	0.00	0.00
Non-resident withholding tax on non-MIT	0.00	0.00	0.00	0.00
TFN tax withheld	0.00	0.00	0.00	0.00
Cash distribution	\$3,026.78	\$1,883.32	\$551.48	\$591.98
AMIT Cost base increase / decrease	-30.88	0.00	-87.96	57.08

**BT Wrap Open
Trust Distributions Detail - Schedule C
Year ended 30-Jun-2021**

Investor number
M02644117
Investor name
Ellison Executive Superannuation Fu

Security	GRAND TOTAL	FID0008AU 31/03/2021	FID0008AU Annual Total	MVW 04/01/2021
Net CPU Quantity		5.091258 1,355.66	5.091258	42.000000 1,622.00
TOTAL DISTRIBUTION (\$)	1,253.22	69.02	69.02	681.24
Interest - Australian	123.16	0.03	0.03	14.99
Infrastructure bond interest	0.00	0.00	0.00	0.00
Gains not eligible for discount				
-Undisclosed	0.00	0.00	0.00	0.00
-TARP	0.00	0.00	0.00	0.00
-NTARP	0.00	0.00	0.00	0.00
Discounted capital gains*				
-Undisclosed	0.00	0.00	0.00	0.00
-TARP	0.00	0.00	0.00	0.00
-NTARP	0.00	0.00	0.00	0.00
Foreign trust & CFC income	0.00	0.00	0.00	0.00
FIF or FLP income	0.00	0.00	0.00	0.00
Foreign Income	10.08	0.00	0.00	10.08
New Zealand Dividends				
- Aust. franking credits from a NZ company**	0.00	0.00	0.00	0.00
- Aust. franking credits from a NZ company denied**	0.00	0.00	0.00	0.00
Australian Dividends				
- Unfranked amount	45.71	4.22	4.22	41.49
- Unfranked CFI amount	65.13	7.16	7.16	57.97
- Franked amount	457.83	57.06	57.06	400.77
- Franking credits**	233.28	34.08	34.08	199.20
- Franking credits denied**	0.00	0.00	0.00	0.00
Other Australian Income	368.21	0.54	0.54	47.55
CGT concession	0.00	0.00	0.00	0.00
Tax free	0.00	0.00	0.00	0.00
Tax deferred	0.00	0.00	0.00	0.00
Tax exempt	183.36	0.00	0.00	108.66
Less				
Foreign income tax offset	0.27	0.00	0.00	0.27
Foreign income tax offset - Capital gain	0.00	0.00	0.00	0.00
TFN tax withheld by BT**	0.00	0.00	0.00	0.00
TFN tax withheld by Fund Manager**	0.00	0.00	0.00	0.00
Non cash attributions	0.00	0.00	0.00	0.00
AMIT Cost base increase / decrease	-183.36	0.00	0.00	-108.66

All information on this schedule is provided by the relevant fund manager.

* The optimum capital gain eligible for discount shown on Schedule D is twice the amount shown here.

** Not included when calculating the Total distribution.

This information has been prepared according to the assumptions and limitations disclosed in the footnote of your Tax Statement. Please refer to your Tax Statement, Tax Policy Guide and Guide to your Self Managed Super Fund 2020 - 2021 Tax Return for further information.

Security	MVW Annual Total	SGP 30/12/2020	SGP Annual Total
Net CPU Quantity	42.000000	11.300000 4,451.00	11.300000
TOTAL DISTRIBUTION (\$)	681.24	502.96	502.96
Interest - Australian	14.99	108.14	108.14
Infrastructure bond interest	0.00	0.00	0.00
Gains not eligible for discount			
-Undisclosed	0.00	0.00	0.00
-TARP	0.00	0.00	0.00
-NTARP	0.00	0.00	0.00
Discounted capital gains*			
-Undisclosed	0.00	0.00	0.00
-TARP	0.00	0.00	0.00
-NTARP	0.00	0.00	0.00
Foreign trust & CFC income	0.00	0.00	0.00
FIF or FLP income	0.00	0.00	0.00
Foreign Income	10.08	0.00	0.00
New Zealand Dividends			
- Aust. franking credits from a NZ company**	0.00	0.00	0.00
- Aust. franking credits from a NZ company denied**	0.00	0.00	0.00
Australian Dividends			
- Unfranked amount	41.49	0.00	0.00
- Unfranked CFI amount	57.97	0.00	0.00
- Franked amount	400.77	0.00	0.00
- Franking credits**	199.20	0.00	0.00
- Franking credits denied**	0.00	0.00	0.00
Other Australian Income	47.55	320.12	320.12
CGT concession	0.00	0.00	0.00
Tax free	0.00	0.00	0.00
Tax deferred	0.00	0.00	0.00
Tax exempt	108.66	74.70	74.70
Less			
Foreign income tax offset	0.27	0.00	0.00
Foreign income tax offset - Capital gain	0.00	0.00	0.00
TFN tax withheld by BT**	0.00	0.00	0.00
TFN tax withheld by Fund Manager**	0.00	0.00	0.00
Non cash attributions	0.00	0.00	0.00
AMIT Cost base increase / decrease	-108.66	-74.70	-74.70

All information on this schedule is provided by the relevant fund manager.

* The optimum capital gain eligible for discount shown on Schedule D is twice the amount shown here.

** Not included when calculating the Total distribution.

This information has been prepared according to the assumptions and limitations disclosed in the footnote of your Tax Statement. Please refer to your Tax Statement, Tax Policy Guide and Guide to your Self Managed Super Fund 2020 - 2021 Tax Return for further information.

23900 - Dividends Received

2021 Financial Year

Preparer Kelly Fu

Reviewer Kelly Fu

Status Completed

Account Code	Description	CY Balance	LY Balance	Change
ANZ.AX	Australia And New Zealand Banking Group Limited	(\$468.60)	(\$1,249.60)	(62.5)%
BHP.AX	BHP Group Limited	(\$1,656.86)	(\$1,709.12)	(3.06)%
CBAPG.AX1	Commonwealth Bank Conv. Pref.	(\$465.31)	(\$587.04)	(20.74)%
CGF.AX	Challenger Limited	(\$1,122.43)	(\$730.28)	53.7%
NAB.AX	National Australia Bank Limited	(\$558.60)	(\$1,356.22)	(58.81)%
ORG.AX	Origin Energy Limited	(\$246.83)	(\$329.10)	(25)%
PPT.AX	Perpetual Limited	(\$1,936.30)	(\$886.20)	118.49%
QBE.AX	QBE Insurance Group Limited	(\$47.24)	(\$440.96)	(89.29)%
SGR.AX	The Star Entertainment Group Limited	(\$622.44)		100%
TLS.AX	Telstra Corporation Limited.	(\$1,608.00)	(\$1,608.00)	0%
WBC.AX	Westpac Banking Corporation	(\$711.11)	(\$308.00)	130.88%
WOW.AX	Woolworths Group Limited	(\$202.00)	(\$206.00)	(1.94)%
WPL.AX	Woodside Petroleum Ltd	(\$392.76)	(\$1,039.14)	(62.2)%
TOTAL				
		CY Balance	LY Balance	
		(\$10,038.48)	(\$10,449.66)	

Supporting Documents

- Dividend Reconciliation Report [Report](#)
- Investment Income Comparison Report [Report](#)
- 23900 - BT Dividend income (2 parts) 2021.pdf

Standard Checklist

- Attach copies of all dividend statements.
- Attach copy of Dividend Reconciliation Report
- Attach copy of Investment Income Comparison Report

Ellison Executive Superannuation Fund

Dividend Reconciliation Report

For The Period 01 July 2020 - 30 June 2021

Date	Net Payment Received	Australian Income			Foreign Income			Withheld		
		Unfranked	Franked	Franking Credits	Foreign Income	Foreign Credits	NZ Credits	TFN Withheld	Non-Resident	LIC Deduction
Hybrid Securities (Swaps, futures contracts, Options.)										
CBAPG.AX Commonwealth Bank Conv. Pref.										
15/09/2020	118.56	0.00	118.56	50.81						
15/12/2020	117.04	0.00	117.04	50.16						
15/03/2021	113.28	0.00	113.28	48.55						
15/06/2021	116.43	0.00	116.43	49.90						
	465.31	0.00	465.31	199.42						
	465.31	0.00	465.31	199.42						
Shares in Listed Companies (Australian)										
ANZ.AX Australia And New Zealand Banking Group Limited										
30/09/2020	195.25	0.00	195.25	83.68						
16/12/2020	273.35	0.00	273.35	117.15						
	468.60	0.00	468.60	200.83						
BHP.AX BHP Group Limited										
22/09/2020	605.16	0.00	605.16	259.35						
23/03/2021	1,051.70	0.00	1,051.70	450.73						
	1,656.86	0.00	1,656.86	710.08						

Ellison Executive Superannuation Fund

Dividend Reconciliation Report

For The Period 01 July 2020 - 30 June 2021

Date	Net Payment Received	Australian Income			Foreign Income			Withheld		
		Unfranked	Franked	Franking Credits	Foreign Income	Foreign Credits	NZ Credits	TFN Withheld	Non-Resident	LIC Deduction
CGF.AX Challenger Limited										
23/03/2021	1,122.43	0.00	1,122.43	481.04						
	1,122.43	0.00	1,122.43	481.04						
NAB.AX National Australia Bank Limited										
03/07/2020	245.10	0.00	245.10	105.04						
10/12/2020	313.50	0.00	313.50	134.36						
	558.60	0.00	558.60	239.40						
ORG.AX Origin Energy Limited										
02/10/2020	109.70	109.70	0.00	0.00						
26/03/2021	137.13	137.13	0.00	0.00						
	246.83	246.83	0.00	0.00						
PPT.AX Perpetual Limited										
25/09/2020	722.50	0.00	722.50	309.64						
26/03/2021	1,213.80	0.00	1,213.80	520.20						
	1,936.30	0.00	1,936.30	829.84						
QBE.AX QBE Insurance Group Limited										
25/09/2020	47.24	42.52	4.72	2.02						

Ellison Executive Superannuation Fund

Dividend Reconciliation Report

For The Period 01 July 2020 - 30 June 2021

Date	Net Payment Received	Australian Income			Foreign Income			Withheld		
		Unfranked	Franked	Franking Credits	Foreign Income	Foreign Credits	NZ Credits	TFN Withheld	Non-Resident	LIC Deduction
	47.24	42.52	4.72	2.02						
SGR.AX The Star Entertainment Group Limited										
02/07/2020	622.44	0.00	622.44	266.76						
	622.44	0.00	622.44	266.76						
TLS.AX Telstra Corporation Limited.										
24/09/2020	804.00	0.00	804.00	344.57						
26/03/2021	804.00	0.00	804.00	344.57						
	1,608.00	0.00	1,608.00	689.14						
WBC.AX Westpac Banking Corporation										
18/12/2020	247.69	0.00	247.69	106.15						
25/06/2021	463.42	0.00	463.42	198.61						
	711.11	0.00	711.11	304.76						
WOW.AX Woolworths Group Limited										
06/10/2020	96.00	0.00	96.00	41.14						
14/04/2021	106.00	0.00	106.00	45.43						
	202.00	0.00	202.00	86.57						
WPL.AX Woodside Petroleum Ltd										

Ellison Executive Superannuation Fund
Dividend Reconciliation Report

For The Period 01 July 2020 - 30 June 2021

Date	Net Payment Received	Australian Income			Foreign Income			Withheld		
		Unfranked	Franked	Franking Credits	Foreign Income	Foreign Credits	NZ Credits	TFN Withheld	Non-Resident	LIC Deduction
18/09/2020	276.20	0.00	276.20	118.37						
24/03/2021	116.56	0.00	116.56	49.95						
	392.76	0.00	392.76	168.32						
	9,573.17	289.35	9,283.82	3,978.76						
TOTAL	10,038.48	289.35	9,749.13	4,178.18						

Tax Return Reconciliation

	Totals	Tax Return Label
Unfranked	289.35	J
Franked Dividends	9,749.13	K
Franking Credits	4,178.18	L

Ellison Executive Superannuation Fund

Investment Income Comparison Report

As at 30 June 2021

Investment	Ledger Data				ASX & UUT Data						
	Transaction Date	Income Amount	Franking Credit	Date Payable	Ex Div/Dist Date	Units On Hand	45 Day Qualified	Amount per share/unit	Estimated Income	Estimated Franking*	
Reconciled											
Hybrid Securities (Swaps, futures contracts, Options.)											
CBAPG.AX	Commonwealth Bank Conv. Pref.	15/09/2020	118.56	50.81	15/09/2020	04/09/2020	192.00	192.00	0.6175	118.56	50.81
CBAPG.AX	Commonwealth Bank Conv. Pref.	15/12/2020	117.04	50.16	15/12/2020	04/12/2020	192.00	192.00	0.6096	117.04	50.16
CBAPG.AX	Commonwealth Bank Conv. Pref.	15/03/2021	113.28	48.55	15/03/2021	04/03/2021	192.00	192.00	0.5900	113.28	48.55
CBAPG.AX	Commonwealth Bank Conv. Pref.	15/06/2021	116.43	49.90	15/06/2021	04/06/2021	192.00	192.00	0.6064	116.43	49.90
			465.31	199.42					2.4235	465.31	199.42
Shares in Listed Companies (Australian)											
ANZ.AX	Australia And New Zealand Banking Group Limited	30/09/2020	195.25	83.68	30/09/2020	24/08/2020	781.00	781.00	0.2500	195.25	83.68
ANZ.AX	Australia And New Zealand Banking Group Limited	16/12/2020	273.35	117.15	16/12/2020	09/11/2020	781.00	781.00	0.3500	273.35	117.15
BHP.AX	BHP Group Limited	22/09/2020	605.16	259.35	22/09/2020	03/09/2020	802.00	802.00	0.7546	605.16	259.35
BHP.AX	BHP Group Limited	23/03/2021	1,051.70	450.73	23/03/2021	04/03/2021	802.00	802.00	1.3113	1,051.70	450.73
CGF.AX	Challenger Limited	23/03/2021	1,122.43	481.04	23/03/2021	23/02/2021	11,815.00	11,815.00	0.0950	1,122.42	481.04
NAB.AX	National Australia Bank Limited	03/07/2020	245.10	105.04	03/07/2020	01/05/2020	817.00	817.00	0.3000	245.10	105.04
NAB.AX	National Australia Bank Limited	10/12/2020	313.50	134.36	10/12/2020	12/11/2020	1,045.00	1,045.00	0.3000	313.50	134.36
ORG.AX	Origin Energy Limited	02/10/2020	109.70	0.00	02/10/2020	08/09/2020	1,097.00	1,097.00	0.1000	109.70	0.00
ORG.AX	Origin Energy Limited	26/03/2021	137.13	0.00	26/03/2021	03/03/2021	1,097.00	1,097.00	0.1250	137.12	0.00
PPT.AX	Perpetual Limited	25/09/2020	722.50	309.64	25/09/2020	03/09/2020	1,445.00	1,445.00	0.5000	722.50	309.64
PPT.AX	Perpetual Limited	26/03/2021	1,213.80	520.20	26/03/2021	04/03/2021	1,445.00	1,445.00	0.8400	1,213.80	520.20
QBE.AX	QBE Insurance Group Limited	25/09/2020	47.24	2.02	25/09/2020	20/08/2020	1,181.00	1,181.00	0.0400	47.24	2.02
SGR.AX	The Star Entertainment Group Limited	02/07/2020	622.44	266.76	02/07/2020	25/02/2020	5,928.00	5,928.00	0.1050	622.44	266.76
TLS.AX	Telstra Corporation Limited.	24/09/2020	804.00	344.57	24/09/2020	26/08/2020	10,050.00	10,050.00	0.0800	804.00	344.57

Ellison Executive Superannuation Fund

Investment Income Comparison Report

As at 30 June 2021

Investment	Ledger Data			ASX & UUT Data							
	Transaction Date	Income Amount	Franking Credit	Date Payable	Ex Div/Dist Date	Units On Hand	45 Day Qualified	Amount per share/unit	Estimated Income	Estimated Franking*	
TLS.AX	Telstra Corporation Limited.	26/03/2021	804.00	344.57	26/03/2021	24/02/2021	10,050.00	10,050.00	0.0800	804.00	344.57
WBC.AX	Westpac Banking Corporation	18/12/2020	247.69	106.15	18/12/2020	11/11/2020	799.00	799.00	0.3100	247.69	106.15
WBC.AX	Westpac Banking Corporation	25/06/2021	463.42	198.61	25/06/2021	13/05/2021	799.00	799.00	0.5800	463.42	198.61
WOW.AX	Woolworths Group Limited	06/10/2020	96.00	41.14	06/10/2020	01/09/2020	200.00	200.00	0.4800	96.00	41.14
WOW.AX	Woolworths Group Limited	14/04/2021	106.00	45.43	14/04/2021	04/03/2021	200.00	200.00	0.5300	106.00	45.43
WPL.AX	Woodside Petroleum Ltd	18/09/2020	276.20	118.37	18/09/2020	24/08/2020	762.00	762.00	0.3625	276.20	118.37
WPL.AX	Woodside Petroleum Ltd	24/03/2021	116.56	49.95	24/03/2021	25/02/2021	762.00	762.00	0.1530	116.56	49.95
			9,573.17	3,978.76					7.6463	9,573.16	3,978.76
Units in Listed Unit Trusts (Australian)											
FID0008AU	Fidelity Aust Equities Fd				31/03/2021	31/03/2021	1,355.63	1,355.63	0.0509	69.02	
FID0008AU	Fidelity Aust Equities Fd	12/04/2021	69.02	34.08							
FID0008AU	Fidelity Aust Equities Fd	30/06/2021	1,883.32	278.26	30/06/2021	30/06/2021	1,355.63	1,355.63	1.3893	1,883.32	
MVW.AX	Vaneck Vectors Australian Equal Weight Etf	19/01/2021	681.24	199.20	19/01/2021	04/01/2021	1,622.00	1,622.00	0.4200	681.24	181.02
MVW.AX	Vaneck Vectors Australian Equal Weight Etf	30/06/2021	551.48	161.25							
MVW.AX	Vaneck Vectors Australian Equal Weight Etf				23/07/2021	01/07/2021	1,622.00	1,622.00	0.3400	551.48	179.62
			3,185.06	672.79					2.2002	3,185.06	360.64
Unreconciled											
Managed Investments (Australian)											
LTC0001AU	La Trobe Aust Mort - Classic Not				31/07/2020	31/07/2020	90,000.00	90,000.00	0.0011	97.47	
LTC0001AU	La Trobe Aust Mort - Classic Not				31/08/2020	31/08/2020	70,000.00	70,000.00	0.0011	75.81	
LTC0001AU	La Trobe Aust Mort - Classic Not				30/09/2020	30/09/2020	220,000.00	220,000.00	0.0011	238.26	

Ellison Executive Superannuation Fund
Investment Income Comparison Report

As at 30 June 2021

Investment	Ledger Data			ASX & UUT Data						
	Transaction Date	Income Amount	Franking Credit	Date Payable	Ex Div/Dist Date	Units On Hand	45 Day Qualified	Amount per share/unit	Estimated Income	Estimated Franking*
LTC0001AU	La Trobe Aust Mort - Classic Not			31/10/2020	31/10/2020	220,000.00	220,000.00	0.0009	192.50	
LTC0001AU	La Trobe Aust Mort - Classic Not			30/11/2020	30/11/2020	220,000.00	220,000.00	0.0009	192.50	
LTC0001AU	La Trobe Aust Mort - Classic Not			31/12/2020	31/12/2020	220,000.00	220,000.00	0.0007	155.76	
LTC0001AU	La Trobe Aust Mort - Classic Not			31/01/2021	31/01/2021	220,000.00	220,000.00	0.0008	171.60	
LTC0001AU	La Trobe Aust Mort - Classic Not			28/02/2021	28/02/2021	220,000.00	220,000.00	0.0007	155.83	
LTC0001AU	La Trobe Aust Mort - Classic Not			31/03/2021	31/03/2021	120,000.00	120,000.00	0.0007	85.00	
LTC0001AU	La Trobe Aust Mort - Classic Not			30/04/2021	30/04/2021	120,000.00	120,000.00	0.0007	85.00	
LTC0001AU	La Trobe Aust Mort - Classic Not			31/05/2021	31/05/2021	120,000.00	120,000.00	0.0007	85.00	
LTC0001AU	La Trobe Aust Mort - Classic Not			30/06/2021	30/06/2021	120,000.00	120,000.00	0.0007	84.96	
LTC0002AU	La Trobe Aust Cred Fd 12 Mth T Act			31/07/2020	31/07/2020	300,000.00	300,000.00	0.0038	1,125.00	
LTC0002AU	La Trobe Aust Cred Fd 12 Mth T Act			31/08/2020	31/08/2020	300,000.00	300,000.00	0.0038	1,125.00	
LTC0002AU	La Trobe Aust Cred Fd 12 Mth T Act			30/09/2020	30/09/2020	150,000.00	150,000.00	0.0038	562.50	
LTC0002AU	La Trobe Aust Cred Fd 12 Mth T Act			31/10/2020	31/10/2020	150,000.00	150,000.00	0.0038	562.50	
LTC0002AU	La Trobe Aust Cred Fd 12 Mth T Act			30/11/2020	30/11/2020	150,000.00	150,000.00	0.0038	562.50	
LTC0002AU	La Trobe Aust Cred Fd 12 Mth T Act			31/12/2020	31/12/2020	150,000.00	150,000.00	0.0036	543.75	
LTC0002AU	La Trobe Aust Cred Fd 12 Mth T Act			31/01/2021	31/01/2021	150,000.00	150,000.00	0.0036	543.75	
LTC0002AU	La Trobe Aust Cred Fd 12 Mth T Act			28/02/2021	28/02/2021	150,000.00	150,000.00	0.0036	543.75	
LTC0002AU	La Trobe Aust Cred Fd 12 Mth T Act			31/03/2021	31/03/2021	150,000.00	150,000.00	0.0036	543.75	
LTC0002AU	La Trobe Aust Cred Fd 12 Mth T Act			30/04/2021	30/04/2021	150,000.00	150,000.00	0.0036	543.75	
LTC0002AU	La Trobe Aust Cred Fd 12 Mth T Act			31/05/2021	31/05/2021	150,000.00	150,000.00	0.0036	543.75	

Ellison Executive Superannuation Fund
Investment Income Comparison Report

As at 30 June 2021

Investment	Ledger Data			ASX & UUT Data						
	Transaction Date	Income Amount	Franking Credit	Date Payable	Ex Div/Dist Date	Units On Hand	45 Day Qualified	Amount per share/unit	Estimated Income	Estimated Franking*
LTC0002AU	La Trobe Aust Cred Fd 12 Mth T Act			30/06/2021	30/06/2021	150,000.00	150,000.00	0.0036	543.75	
								0.0542	9,363.44	
Units in Listed Unit Trusts (Australian)										
SGP.AX	Stockland	31/08/2020	(181.78)	31/08/2020	29/06/2020	4,451.00	4,451.00	0.1060	471.81	0.00
SGP.AX	Stockland	26/02/2021	502.96	0.00	26/02/2021	30/12/2020	4,451.00	4,451.00	0.1130	502.96
SGP.AX	Stockland	30/06/2021	591.98							
			913.16	0.00				0.2190	974.77	0.00
			14,136.70	4,850.97				12.5432	23,561.74	4,538.82

*Franking credit is estimated using 45 day qualified units. The estimation might not be accurate for preference shares and hedging arrangements.

**BT Wrap Open
Dividends - Schedule B
Year ended 30-Jun-2021**

Investor number
M02644117
Investor name
Ellison Executive Superannuation Fu

Date for tax purposes	Quantity	Unfranked amount	Unfranked CFI amount	Franked amount	Franking credits	Franking credits allowable
		(\$)	(\$)	(\$)	(\$)	(\$)
Source : ANZ: ANZ Banking Grp Ltd						
30/09/2020	781	0.00	0.00	195.25	83.68	83.68
16/12/2020	781	0.00	0.00	273.35	117.15	117.15
		0.00	0.00	468.60	200.83	200.83
Source : BHP: BHP Group Limited						
22/09/2020	802	0.00	0.00	605.16	259.35	259.35
23/03/2021	802	0.00	0.00	1,051.70	450.73	450.73
		0.00	0.00	1,656.86	710.08	710.08
Source : CBAPG: Commonwealth Bank. Conv. Pref.						
15/09/2020	192	0.00	0.00	118.56	50.81	50.81
15/12/2020	192	0.00	0.00	117.04	50.16	50.16
15/03/2021	192	0.00	0.00	113.28	48.55	48.55
		0.00	0.00	348.88	149.52	149.52
Source : CGF: Challenger Limited						
23/03/2021	11,815	0.00	0.00	1,122.43	481.04	481.04
		0.00	0.00	1,122.43	481.04	481.04
Source : NAB: National Aust. Bank						
03/07/2020	817	0.00	0.00	245.10	105.04	105.04
10/12/2020	1,045	0.00	0.00	313.50	134.36	134.36
		0.00	0.00	558.60	239.40	239.40
Source : ORG: Origin Energy						
02/10/2020	1,097	109.70	0.00	0.00	0.00	0.00
26/03/2021	1,097	137.13	0.00	0.00	0.00	0.00
		246.83	0.00	0.00	0.00	0.00
Source : PPT: Perpetual Limited						
25/09/2020	1,445	0.00	0.00	722.50	309.64	309.64
26/03/2021	1,445	0.00	0.00	1,213.80	520.20	520.20
		0.00	0.00	1,936.30	829.84	829.84
Source : QBE: QBE Insurance Group						
25/09/2020	1,181	0.00	42.52	4.72	2.02	2.02
		0.00	42.52	4.72	2.02	2.02
Source : SGR: The Star Ent Grp						
02/07/2020	5,928	0.00	0.00	622.44	266.76	266.76
		0.00	0.00	622.44	266.76	266.76
Source : TLS: Telstra Corporation.						
24/09/2020	10,050	0.00	0.00	804.00	344.57	344.57
26/03/2021	10,050	0.00	0.00	804.00	344.57	344.57
		0.00	0.00	1,608.00	689.14	689.14

If tax has been withheld at dividend source it is not included in this schedule. Please refer to your dividend notice.

Date for tax purposes	Quantity	Unfranked amount (\$)	Unfranked CFI amount (\$)	Franked amount (\$)	Franking credits (\$)	Franking credits allowable (\$)
Source : WBC: Westpac Banking Corp						
18/12/2020	799	0.00	0.00	247.69	106.15	106.15
		0.00	0.00	247.69	106.15	106.15
Source : WOW: Woolworths Group Ltd						
06/10/2020	200	0.00	0.00	96.00	41.14	41.14
14/04/2021	200	0.00	0.00	106.00	45.43	45.43
		0.00	0.00	202.00	86.57	86.57
Source : WPL: Woodside Petroleum						
18/09/2020	762	0.00	0.00	276.20	118.37	118.37
24/03/2021	762	0.00	0.00	116.56	49.95	49.95
		0.00	0.00	392.76	168.32	168.32
TOTAL (\$)		246.83	42.52	9,169.28	3,929.67	3,929.67

If tax has been withheld at dividend source it is not included in this schedule. Please refer to your dividend notice.

Dividends schedule

Security	Date	Quantity	Unfranked amount \$	Unfranked CFI amount \$	Franked amount \$	Franking credits \$	Franking credits allowed \$	Exploration credits \$
CBAPG Comm Bank Perls Cap Note 3-Bbsw+3.40% Perp Non-Cum Red T-04-25	15 Jun 2021	192	0.00	0.00	116.43	49.90	49.90	0.00
Subtotal			\$0.00	\$0.00	\$116.43	\$49.90	\$49.90	\$0.00
WBC Westpac Banking Corporation	25 Jun 2021	799	0.00	0.00	463.42	198.61	198.61	0.00
Subtotal			\$0.00	\$0.00	\$463.42	\$198.61	\$198.61	\$0.00
Total			\$0.00	\$0.00	\$579.85	\$248.51	\$248.51	\$0.00

Your tax statement summary excludes franking credits where we have determined that you have not held the investment for the required holding period (45 or 90 days). If you are an individual with total franking credits of less than \$5,000 from all investments, you may be eligible to claim all franking credits. Please refer to Panorama tax guide for more information.

Dividends are recorded on a cash basis, based on their pay date. Dividends included here are received from direct holdings, and not through trust distributions.

24200 - Contributions

2021 Financial Year

Preparer Kelly Fu

Reviewer Kelly Fu

Status Completed

Account Code	Description	CY Balance	LY Balance	Change
ELLBAR00002A	(Contributions) Ellison, Barry - Accumulation (Accumulation)	(\$32,324.12)	(\$7,469.42)	332.75%
ELLCHR00001A	(Contributions) Ellison, Christine Marie - Accumulation (Accumulation)	(\$32,324.12)	(\$7,469.42)	332.75%
TOTAL		CY Balance	LY Balance	
		(\$64,648.24)	(\$14,938.84)	

Supporting Documents

- Contributions Breakdown Report [Report](#)
- 2021 Super Deduction Docs - Barry \$25k.pdf
- 24200 - Employer contributions 2021.pdf
- 2021 Super Deduction Docs - Chris \$25k.pdf

Standard Checklist

- Attach copies of S290-170 notices (if necessary)
- Attach copy of Contributions Breakdown Report
- Attach SuperStream Contribution Data Report
- Check Fund is registered for SuperStream (if necessary)
- Ensure all Contributions have been allocated from Bank Accounts
- Ensure Work Test is satisfied if members are over 65

Ellison Executive Superannuation Fund

Contributions Breakdown Report

For The Period 01 July 2020 - 30 June 2021

Summary

Member	D.O.B	Age (at 30/06/2020)	Total Super Balance (at 30/06/2020) *1	Concessional	Non-Concessional	Other	Reserves	Total
Ellison, Barry	Provided	62	343,173.83	29,116.08	3,208.04	0.00	0.00	32,324.12
Ellison, Christine Marie	Provided	59	432,652.17	29,116.08	3,208.04	0.00	0.00	32,324.12
All Members				58,232.16	6,416.08	0.00	0.00	64,648.24

*1 TSB can include information external to current fund's transaction records. The amount is per individual across all funds.

Contribution Caps

Member	Contribution Type	Contributions	Cap	Current Position
Ellison, Barry	Concessional (5 year carry forward cap available)	29,116.08	55,030.58	25,914.50 Below Cap
	Non-Concessional	3,208.04	100,000.00	96,791.96 Below Cap
Ellison, Christine Marie	Concessional (5 year carry forward cap available)	29,116.08	55,030.58	25,914.50 Below Cap
	Non-Concessional	3,208.04	100,000.00	96,791.96 Below Cap

Carry Forward Unused Concessional Contribution Cap

Member	2016	2017	2018	2019	2020	2021	Current Position
Ellison, Barry							
Concessional Contribution Cap	35,000.00	35,000.00	25,000.00	25,000.00	25,000.00	25,000.00	
Concessional Contribution	0.00	22,296.00	25,000.00	12,500.00	7,469.42	29,116.08	
Unused Concessional Contribution	0.00	0.00	0.00	12,500.00	17,530.58	0.00	
Cumulative Carry Forward Unused	N/A	N/A	N/A	0.00	12,500.00	30,030.58	
Maximum Cap Available	35,000.00	35,000.00	25,000.00	25,000.00	37,500.00	55,030.58	25,914.50 Below Cap
Total Super Balance	0.00	0.00	323,531.31	351,709.22	369,476.67	343,173.83	

Ellison, Christine Marie

Concessional Contribution Cap	35,000.00	35,000.00	25,000.00	25,000.00	25,000.00	25,000.00	
Concessional Contribution	0.00	22,296.00	25,000.00	12,500.00	7,469.42	29,116.08	
Unused Concessional Contribution	0.00	0.00	0.00	12,500.00	17,530.58	0.00	
Cumulative Carry Forward Unused	N/A	N/A	N/A	0.00	12,500.00	30,030.58	
Maximum Cap Available	35,000.00	35,000.00	25,000.00	25,000.00	37,500.00	55,030.58	25,914.50 Below Cap
Total Super Balance	0.00	0.00	367,205.27	408,609.28	445,929.89	432,652.17	

NCC Bring Forward Caps

Member	Bring Forward Cap	2018	2019	2020	2021	Total	Current Position
Ellison, Barry	N/A	9,538.37	0.00	0.00	3,208.04	N/A	Bring Forward Not Triggered
Ellison, Christine Marie	N/A	9,538.38	0.00	0.00	3,208.04	N/A	Bring Forward Not Triggered

Ellison, Barry

Date	Transaction Description	Contribution Type	Ledger Data				SuperStream Data				
			Concessional	Non-Concession	Other	Reserves	Contribution	Employer	Concessional	Non-Concess	Other
31/07/2020	BGC INDUSTRIAL C BGC - Q-1 50	Personal - Concessional	5,000.00								
19/08/2020	BGC INDUSTRIAL C QS-4 1/4-30/6/20 50	Employer	2,469.42								
09/11/2020	BGC INDUSTRIAL C QS-1A 50	Employer	1,646.66								
16/04/2021		Personal - Non-Concessional		3,208.04							
21/04/2021	BGC INDUSTRIAL C BGC B.E Super Q3 50	Personal - Concessional	20,000.00								
Total - Ellison, Barry			29,116.08	3,208.04	0.00	0.00			0.00	0.00	0.00

Ellison, Christine Marie

Date	Transaction Description	Contribution Type	Ledger Data				SuperStream Data			
			Concessional	Non-Concession	Other	Reserves	Contribution	Employer	Concessional	Non-Concess

31/07/2020	BGC INDUSTRIAL C BGC - Q-1 50	Personal - Concessional	5,000.00				
19/08/2020	BGC INDUSTRIAL C QS-4 1/4-30/6/20 50	Employer	2,469.42				
09/11/2020	BGC INDUSTRIAL C QS-1A 50	Employer	1,646.66				
16/04/2021		Personal - Non- Concessional		3,208.04			
21/04/2021	BGC INDUSTRIAL C BGC C.E Super Q/3 50	Personal - Concessional	20,000.00				
Total - Ellison, Christine Marie			29,116.08	3,208.04	0.00	0.00	0.00 0.00 0.00
Total for All Members			58,232.16	6,416.08	0.00	0.00	

Ellison Executive Superannuation Fund

Deductions Notice Letter

I, Barry Ellison as a member of Ellison Executive Superannuation Fund

have requested in writing in accordance with section 290-170 of the Income Tax Assessment Act 1997 the intention to claim a tax deduction of

\$25000.00

for contributions paid in the year ended 30 June 2021.

Barry Ellison

Date: 30/06/2021

Ellison Executive Superannuation Fund Deductions Notice Letter

Barry Ellison and Christine Marie Ellison as trustee for Ellison Executive Superannuation Fund acknowledges that

Barry Ellison

has advised in writing in accordance with Section 290-170 of the Income Tax Assessment Act 1997 the intention to claim a tax deduction of

\$25000.00

for contributions paid in the year ended 30 June 2021. The Trustee has taken action to deduct the appropriate level of tax from the contributions claimed.

Barry Ellison

Date: 30/06/2021

**** IMPORTANT INFORMATION - PLEASE READ THE FOLLOWING CAREFULLY ****

If your records confirm the above amount claimed no action on your behalf is required. Retain this acknowledgement with your taxation records as it may be requested by the Australian Taxation Office to substantiate your tax deduction for Superannuation Contributions.

Otherwise: Complete the details below and return this form to the Trustee if:

1. The amount shown above is not the amount that will be claimed, or
2. The Australian Taxation Office disallows/reduces the amount you claim.

In terms of Section 290-170 of the Income Tax Assessment Act 1997 I advise that the amount I intend to claim as a tax deduction for the period 01 July 2020 to 30 June 2021 is: \$ _____

Barry Ellison

Date: 30/06/2021

Notice of intent to claim or vary a deduction for personal super contributions

Section A: Your details

1 Tax file number (TFN)

PROVIDED

! The ATO does not collect this information provided on this form. This form is to assist you in providing details to your super fund. Your super fund is authorised to request your personal details, including your TFN, under the *Superannuation Industry (Supervision) Act 1993*, the *Income Tax Assessment Act 1997* and the *Taxation Administration Act 1953*. It is not an offence not to provide your TFN. However, if you do not provide your TFN, and your super fund doesn't already hold your TFN, they will not be permitted to accept the contribution(s) covered by this notice. For more information about your privacy please contact the entity you are providing this form to.

2 Name

Title: MR

Family name

ELLISON

First given name

BARRY

Other given names

3 Date of birth PROVIDED

4 Current postal address

PO BOX 574

Suburb/town/locality

PROSPECT EAST

State/territory

SA

(Australia only)

Postcode

5082

(Australia only)

Country if outside of Australia

5 Daytime phone number (include area code) 0882719555

Section B: Super fund's details

6 Fund name

ELLISON EXECUTIVE SUPERANNUATION FUND

7 Fund Australian business number (ABN) 34009875157

8 Member account number ELLBAR00002A

9 Unique Superannuation Identifier (USI) (if known)

Section C: Contribution details

10 Personal contribution details

Is this notice varying an earlier notice? No Yes

If you answered 'No' complete the **Original Notice to Claim a Tax Deduction** section below.
If you answered 'Yes' complete the **Variation of previous valid notice of intent** section below.

ORIGINAL NOTICE TO CLAIM A TAX DEDUCTION

11 Financial year ended 30 June 20

12 My personal contributions to this fund in the above financial year \$

13 The amount of these personal contributions I will be claiming as a tax deduction \$

Section D: Declaration

This form has a declaration where you say the information in it is correct and complete. Please review the information before you sign the declaration. If you provide false or misleading information, or fail to take reasonable care, you may be liable to administrative penalties imposed by taxation law.

INTENTION TO CLAIM A TAX DEDUCTION

! Complete this declaration if you have **not** previously lodged a valid notice with your super fund for these contributions.

I declare that at the time of lodging this notice:

- I intend to claim the personal contributions stated as a tax deduction
- I am a current member of the identified super fund
- the identified super fund currently holds these contributions and has not begun to pay a superannuation income stream based in whole or part on these contributions
- I have not included any of the contributions in an earlier valid notice.

I declare that I am lodging this notice at the earlier of either:

- before the end of the day that I lodged my income tax return for the income year in which the personal contributions were made, **or**
- before the end of the income year following the year in which the contribution was made.

I declare that the information given on this notice is correct and complete.

Name (Print in BLOCK LETTERS)

Signature

Date

> Send your completed notice to your super fund. **Do not send it to us.** The information on this notice is for you and your super fund. We don't collect this information; we only provide a format for you to provide the information to your super fund.

VARIATION OF PREVIOUS VALID NOTICE OF INTENT

14 Financial year ended 30 June 20

15 My personal contributions to this fund in the above financial year \$

16 The amount of these personal contributions claimed in my original notice of intent \$

17 The amount of these personal contributions I will now be claiming as a tax deduction \$

Declaration

This form has a declaration where you sign to indicate that the information in it is correct and complete. Please review the information before you sign the declaration. If you provide false or misleading information, or fail to take reasonable care, you may be liable to administrative penalties imposed by taxation law.

! Complete this declaration if you have already lodged a valid notice with your fund for these contributions and you wish to **reduce** the amount stated in that notice.

VARIATION OF PREVIOUS VALID NOTICE OF INTENT

I declare that at the time of lodging this notice:

- *I intend to claim the personal contributions stated as a tax deduction*
- *I am a current member of the identified super fund*
- *the identified super fund currently holds these contributions and has not begun to pay a superannuation income stream based in whole or part on these contributions.*

- *I have not yet lodged my income tax return for the relevant year and this variation notice is being lodged on or before 30 June in the financial year following the year in which the personal contributions were made, **or***
- *the ATO has disallowed my claim for a deduction for the relevant year and this notice reduces the amount stated in my previous valid notice by the amount that has been disallowed.*

*I declare that I wish to vary my previous valid notice for these contributions by **reducing** the amount I advised in my previous notice and I confirm that either:*

- *I have lodged my income tax return for the year in which the contribution was made, prior to the end of the following income year, and this variation notice is being lodged before the end of the day on which the return was lodged, **or***

I declare that the information given on this notice is correct and complete.

Name (Print in BLOCK LETTERS)

Signature

Date

➤ Send your completed variation notice to your super fund. **Do not send it to us.** The information on this notice is for you and your super fund. We don't collect this information; we only provide a format for you to provide the information to your super fund.

Ellison Executive Superannuation Fund Deductions Notice Letter

Barry Ellison and Christine Marie Ellison as trustee for Ellison Executive Superannuation Fund acknowledges that

Christine Marie Ellison

has advised in writing in accordance with Section 290-170 of the Income Tax Assessment Act 1997 the intention to claim a tax deduction of

\$25000.00

for contributions paid in the year ended 30 June 2021. The Trustee has taken action to deduct the appropriate level of tax from the contributions claimed.

Christine Marie Ellison

Date: 30/06/2021

**** IMPORTANT INFORMATION - PLEASE READ THE FOLLOWING CAREFULLY ****

If your records confirm the above amount claimed no action on your behalf is required. Retain this acknowledgement with your taxation records as it may be requested by the Australian Taxation Office to substantiate your tax deduction for Superannuation Contributions.

Otherwise: Complete the details below and return this form to the Trustee if:

1. The amount shown above is not the amount that will be claimed, or
2. The Australian Taxation Office disallows/reduces the amount you claim.

In terms of Section 290-170 of the Income Tax Assessment Act 1997 I advise that the amount I intend to claim as a tax deduction for the period 01 July 2020 to 30 June 2021 is: \$ _____

Christine Marie Ellison

Date: 30/06/2021

Ellison Executive Superannuation Fund

Deductions Notice Letter

I, Christine Marie Ellison as a member of Ellison Executive Superannuation Fund

have requested in writing in accordance with section 290-170 of the Income Tax Assessment Act 1997 the intention to claim a tax deduction of

\$25000.00

for contributions paid in the year ended 30 June 2021.

Christine Marie Ellison

Date: 30/06/2021

Notice of intent to claim or vary a deduction for personal super contributions

Section A: Your details

1 Tax file number (TFN)

PROVIDED

! The ATO does not collect this information provided on this form. This form is to assist you in providing details to your super fund. Your super fund is authorised to request your personal details, including your TFN, under the *Superannuation Industry (Supervision) Act 1993*, the *Income Tax Assessment Act 1997* and the *Taxation Administration Act 1953*. It is not an offence not to provide your TFN. However, if you do not provide your TFN, and your super fund doesn't already hold your TFN, they will not be permitted to accept the contribution(s) covered by this notice. For more information about your privacy please contact the entity you are providing this form to.

2 Name

Title: MS

Family name

ELLISON

First given name

CHRISTINE MARIE

Other given names

3 Date of birth PROVIDED

4 Current postal address

PO BOX 574

Suburb/town/locality

PROSPECT EAST

State/territory

SA

(Australia only)

Postcode

5082

(Australia only)

Country if outside of Australia

5 Daytime phone number (include area code) 0882719555

Section B: Super fund's details

6 Fund name

ELLISON EXECUTIVE SUPERANNUATION FUND

7 Fund Australian business number (ABN) 34009875157

8 Member account number ELLCHR00001A

9 Unique Superannuation Identifier (USI) (if known)

Section C: Contribution details

10 Personal contribution details

Is this notice varying an earlier notice? No Yes

If you answered 'No' complete the **Original Notice to Claim a Tax Deduction** section below.
If you answered 'Yes' complete the **Variation of previous valid notice of intent** section below.

ORIGINAL NOTICE TO CLAIM A TAX DEDUCTION

11 Financial year ended 30 June 20

12 My personal contributions to this fund in the above financial year \$

13 The amount of these personal contributions I will be claiming as a tax deduction \$

Section D: Declaration

This form has a declaration where you say the information in it is correct and complete. Please review the information before you sign the declaration. If you provide false or misleading information, or fail to take reasonable care, you may be liable to administrative penalties imposed by taxation law.

INTENTION TO CLAIM A TAX DEDUCTION

! Complete this declaration if you have **not** previously lodged a valid notice with your super fund for these contributions.

I declare that at the time of lodging this notice:

- I intend to claim the personal contributions stated as a tax deduction
- I am a current member of the identified super fund
- the identified super fund currently holds these contributions and has not begun to pay a superannuation income stream based in whole or part on these contributions
- I have not included any of the contributions in an earlier valid notice.

I declare that I am lodging this notice at the earlier of either:

- before the end of the day that I lodged my income tax return for the income year in which the personal contributions were made, **or**
- before the end of the income year following the year in which the contribution was made.

I declare that the information given on this notice is correct and complete.

Name (Print in BLOCK LETTERS)

Signature

Date

> Send your completed notice to your super fund. **Do not send it to us.** The information on this notice is for you and your super fund. We don't collect this information; we only provide a format for you to provide the information to your super fund.

VARIATION OF PREVIOUS VALID NOTICE OF INTENT

14 Financial year ended 30 June 20

15 My personal contributions to this fund in the above financial year \$

16 The amount of these personal contributions claimed in my original notice of intent \$

17 The amount of these personal contributions I will now be claiming as a tax deduction \$

Declaration

This form has a declaration where you sign to indicate that the information in it is correct and complete. Please review the information before you sign the declaration. If you provide false or misleading information, or fail to take reasonable care, you may be liable to administrative penalties imposed by taxation law.

! Complete this declaration if you have already lodged a valid notice with your fund for these contributions and you wish to **reduce** the amount stated in that notice.

VARIATION OF PREVIOUS VALID NOTICE OF INTENT

I declare that at the time of lodging this notice:

- *I intend to claim the personal contributions stated as a tax deduction*
- *I am a current member of the identified super fund*
- *the identified super fund currently holds these contributions and has not begun to pay a superannuation income stream based in whole or part on these contributions.*

*I declare that I wish to vary my previous valid notice for these contributions by **reducing** the amount I advised in my previous notice and I confirm that either:*

- *I have lodged my income tax return for the year in which the contribution was made, prior to the end of the following income year, and this variation notice is being lodged before the end of the day on which the return was lodged, or*

- *I have not yet lodged my income tax return for the relevant year and this variation notice is being lodged on or before 30 June in the financial year following the year in which the personal contributions were made, or*

- *the ATO has disallowed my claim for a deduction for the relevant year and this notice reduces the amount stated in my previous valid notice by the amount that has been disallowed.*

I declare that the information given on this notice is correct and complete.

Name (Print in BLOCK LETTERS)

Signature

Date

➤ Send your completed variation notice to your super fund. **Do not send it to us.** The information on this notice is for you and your super fund. We don't collect this information; we only provide a format for you to provide the information to your super fund.

Superannuation Accrual by Fund [Summary]

April 2020 To June 2021

Superannuation Category	Amount
Superannuation Fund:	Ellison Executive Superannuation Fund
Employer Membership No.:	
Ellison, Barry	Employee Membership No.:
Super Barry Ellison @ 9.5%	\$4,116.08
	Employee Total: \$4,116.08
Ellison, Christine	Employee Membership No.:
Super Chris Ellison @ 9.5%	\$4,116.08
	Employee Total: \$4,116.08
	Fund Total: \$8,232.16
	Grand Total: \$8,232.16

24700 - Changes in Market Values of Investments

2021 Financial Year

Preparer Kelly Fu

Reviewer Kelly Fu

Status Completed

Account Code	Description	CY Balance	LY Balance	Change
24700	Changes in Market Values of Investments	(\$92,506.60)	\$69,830.30	(232.47)%
TOTAL		CY Balance	LY Balance	
		(\$92,506.60)	\$69,830.30	

Supporting Documents

- Net Capital Gains Reconciliation [Report](#)
- Market Movement [Report](#)
- Realised Capital Gain Report [Report](#)

Standard Checklist

- Attach copies of Source Documentation (Contract Notes, Broker Statements, Chess Statements, Contracts of Sale, Managed Fund Statements etc)
- Attach copy of Market Movement report
- Attach copy of Net Capital Gains Reconciliation
- Attach copy of Realised Capital Gain Report
- Ensure all Asset Disposals have been entered
- Ensure all Market Values have been entered for June 30
- Ensure all Tax Deferred Distributions have been entered

Ellison Executive Superannuation Fund
Market Movement Report

As at 30 June 2021

Investment	Date	Description	Unrealised				Realised			Total
			Units	Accounting Cost Movement	Market Movement	Depreciation	Balance	Consideration	Accounting Cost Base	
ANZ.AX - Australia And New Zealand Banking Group Limited										
	01/07/2020	Opening Balance	781.00	0.00	0.00	0.00	14,557.84	0.00	0.00	0.00
	30/06/2021	Revaluation	0.00	0.00	7,427.31	0.00	21,985.15	0.00	0.00	0.00
	30/06/2021		781.00	0.00	7,427.31	0.00	21,985.15	0.00	0.00	0.00
BHP.AX - BHP Group Limited										
	01/07/2020	Opening Balance	802.00	0.00	0.00	0.00	28,727.64	0.00	0.00	0.00
	30/06/2021	Revaluation	0.00	0.00	10,225.50	0.00	38,953.14	0.00	0.00	0.00
	30/06/2021		802.00	0.00	10,225.50	0.00	38,953.14	0.00	0.00	0.00
CBAPG.AX1 - Commonwealth Bank Conv. Pref.										
	01/07/2020	Opening Balance	192.00	0.00	0.00	0.00	19,107.84	0.00	0.00	0.00
	30/06/2021	Revaluation	0.00	0.00	860.16	0.00	19,968.00	0.00	0.00	0.00
	30/06/2021		192.00	0.00	860.16	0.00	19,968.00	0.00	0.00	0.00
CGF.AX - Challenger Limited										
	01/07/2020	Opening Balance	9,964.00	0.00	0.00	0.00	43,941.24	0.00	0.00	0.00
	15/07/2020	Purchase	1,851.00	7,996.32	0.00	0.00	51,937.56	0.00	0.00	0.00
	30/06/2021	Revaluation	0.00	0.00	11,981.59	0.00	63,919.15	0.00	0.00	0.00
	30/06/2021		11,815.00	7,996.32	11,981.59	0.00	63,919.15	0.00	0.00	0.00
CIM.AX - Cimic Group Limited										
	17/07/2020	Purchase	657.00	15,012.03	0.00	0.00	15,012.03	0.00	0.00	0.00
	23/04/2021	Purchase	586.00	10,001.00	0.00	0.00	25,013.03	0.00	0.00	0.00
	30/06/2021	Revaluation	0.00	0.00	(426.49)	0.00	24,586.54	0.00	0.00	0.00
	30/06/2021		1,243.00	25,013.03	(426.49)	0.00	24,586.54	0.00	0.00	0.00
EDV.AX - Endeavour Group Limited										
	30/06/2021	Demerger	200.00	1,016.86	0.00	0.00	1,016.86			
	30/06/2021	Revaluation	0.00	0.00	241.14	0.00	1,258.00	0.00	0.00	0.00
	30/06/2021		200.00	1,016.86	241.14	0.00	1,258.00	0.00	0.00	0.00
FID0008AU - Fidelity Aust Equities Fd										
	17/03/2021	Purchase	1,355.63	50,000.00	0.00	0.00	50,000.00	0.00	0.00	0.00
	30/06/2021	Revaluation	0.00	0.00	2,912.27	0.00	52,912.27	0.00	0.00	0.00
	30/06/2021		1,355.63	50,000.00	2,912.27	0.00	52,912.27	0.00	0.00	0.00

Ellison Executive Superannuation Fund

Market Movement Report

As at 30 June 2021

Investment	Date	Description	Unrealised				Realised			Total
			Units	Accounting Cost Movement	Market Movement	Depreciation	Balance	Consideration	Accounting Cost Base	
LTC0001AU - La Trobe Aust Mort - Classic Not										
	01/07/2020	Opening Balance	90,000.00	0.00	0.00	0.00	90,000.00	0.00	0.00	0.00
	20/08/2020	Disposal	(20,000.00)	(20,000.00)	0.00	0.00	70,000.00	20,000.00	20,000.00	0.00
	11/09/2020	Purchase	150,000.00	150,000.00	0.00	0.00	220,000.00	0.00	0.00	0.00
	12/03/2021	Disposal	(100,000.00)	(100,000.00)	0.00	0.00	120,000.00	100,000.00	100,000.00	0.00
	30/06/2021		120,000.00	30,000.00	0.00	0.00	120,000.00	120,000.00	120,000.00	0.00
LTC0002AU - La Trobe Aust Cred Fd 12 Mth T Act										
	01/07/2020	Opening Balance	300,000.00	0.00	0.00	0.00	300,000.00	0.00	0.00	0.00
	11/09/2020	Disposal	(150,000.00)	(150,000.00)	0.00	0.00	150,000.00	150,000.00	150,000.00	0.00
	30/06/2021		150,000.00	(150,000.00)	0.00	0.00	150,000.00	150,000.00	150,000.00	0.00
MVW.AX - Vaneck Vectors Australian Equal Weight Etf										
	01/07/2020	Opening Balance	1,622.00	0.00	0.00	0.00	43,875.10	0.00	0.00	0.00
	30/06/2021	Revaluation	0.00	0.00	9,910.42	0.00	53,785.52	0.00	0.00	0.00
	30/06/2021		1,622.00	0.00	9,910.42	0.00	53,785.52	0.00	0.00	0.00
NAB.AX - National Australia Bank Limited										
	01/07/2020	Opening Balance	1,045.00	0.00	0.00	0.00	19,039.90	0.00	0.00	0.00
	30/06/2021	Revaluation	0.00	0.00	8,360.00	0.00	27,399.90	0.00	0.00	0.00
	30/06/2021		1,045.00	0.00	8,360.00	0.00	27,399.90	0.00	0.00	0.00
ORG.AX - Origin Energy Limited										
	01/07/2020	Opening Balance	1,097.00	0.00	0.00	0.00	6,406.48	0.00	0.00	0.00
	16/03/2021	Purchase	4,292.00	20,037.23	0.00	0.00	26,443.71	0.00	0.00	0.00
	30/06/2021	Revaluation	0.00	0.00	(2,139.32)	0.00	24,304.39	0.00	0.00	0.00
	30/06/2021		5,389.00	20,037.23	(2,139.32)	0.00	24,304.39	0.00	0.00	0.00
PPT.AX - Perpetual Limited										
	01/07/2020	Opening Balance	844.00	0.00	0.00	0.00	25,041.48	0.00	0.00	0.00
	18/08/2020	Purchase	601.00	18,210.30	0.00	0.00	43,251.78	0.00	0.00	0.00
	30/06/2021	Revaluation	0.00	0.00	14,620.47	0.00	57,872.25	0.00	0.00	0.00
	30/06/2021		1,445.00	18,210.30	14,620.47	0.00	57,872.25	0.00	0.00	0.00
QBE.AX - QBE Insurance Group Limited										
	01/07/2020	Opening Balance	1,181.00	0.00	0.00	0.00	10,463.66	0.00	0.00	0.00
	30/06/2021	Revaluation	0.00	0.00	2,279.33	0.00	12,742.99	0.00	0.00	0.00
	30/06/2021		1,181.00	0.00	2,279.33	0.00	12,742.99	0.00	0.00	0.00

Ellison Executive Superannuation Fund

Market Movement Report

As at 30 June 2021

Investment	Date	Description	Unrealised				Realised			Total
			Units	Accounting Cost Movement	Market Movement	Depreciation	Balance	Consideration	Accounting Cost Base	
RHC.AX - Ramsay Health Care Limited										
	01/06/2021	Purchase	396.00	24,911.41	0.00	0.00	24,911.41	0.00	0.00	0.00
	30/06/2021	Revaluation	0.00	0.00	16.79	0.00	24,928.20	0.00	0.00	0.00
	30/06/2021		396.00	24,911.41	16.79	0.00	24,928.20	0.00	0.00	0.00
SGP.AX - Stockland										
	01/07/2020	Opening Balance	4,451.00	0.00	0.00	0.00	14,732.81	0.00	0.00	0.00
	30/06/2021	Revaluation	0.00	0.00	6,008.85	0.00	20,741.66	0.00	0.00	0.00
	30/06/2021		4,451.00	0.00	6,008.85	0.00	20,741.66	0.00	0.00	0.00
SGR.AX - The Star Entertainment Group Limited										
	01/07/2020	Opening Balance	5,928.00	0.00	0.00	0.00	16,835.52	0.00	0.00	0.00
	30/06/2021	Revaluation	0.00	0.00	5,038.80	0.00	21,874.32	0.00	0.00	0.00
	30/06/2021		5,928.00	0.00	5,038.80	0.00	21,874.32	0.00	0.00	0.00
SYD.AX - Sydney Airport										
	07/06/2021	Purchase	4,114.00	24,999.45	0.00	0.00	24,999.45	0.00	0.00	0.00
	30/06/2021	Revaluation	0.00	0.00	(1,179.39)	0.00	23,820.06	0.00	0.00	0.00
	30/06/2021		4,114.00	24,999.45	(1,179.39)	0.00	23,820.06	0.00	0.00	0.00
TLS.AX - Telstra Corporation Limited.										
	01/07/2020	Opening Balance	10,050.00	0.00	0.00	0.00	31,456.50	0.00	0.00	0.00
	16/03/2021	Purchase	3,234.00	10,015.89	0.00	0.00	41,472.39	0.00	0.00	0.00
	30/06/2021	Revaluation	0.00	0.00	8,475.45	0.00	49,947.84	0.00	0.00	0.00
	30/06/2021		13,284.00	10,015.89	8,475.45	0.00	49,947.84	0.00	0.00	0.00
WBC.AX - Westpac Banking Corporation										
	01/07/2020	Opening Balance	799.00	0.00	0.00	0.00	14,342.05	0.00	0.00	0.00
	30/06/2021	Revaluation	0.00	0.00	6,280.14	0.00	20,622.19	0.00	0.00	0.00
	30/06/2021		799.00	0.00	6,280.14	0.00	20,622.19	0.00	0.00	0.00
WOW.AX - Woolworths Group Limited										
	01/07/2020	Opening Balance	200.00	0.00	0.00	0.00	7,456.00	0.00	0.00	0.00
	30/06/2021	Demerger	0.00	(1,016.86)	0.00	0.00	6,439.14	0.00	0.00	0.00
	30/06/2021	Revaluation	0.00	0.00	1,186.86	0.00	7,626.00	0.00	0.00	0.00
	30/06/2021		200.00	(1,016.86)	1,186.86	0.00	7,626.00	0.00	0.00	0.00

Ellison Executive Superannuation Fund
Market Movement Report

As at 30 June 2021

Investment	Date	Description	Unrealised				Realised			Total
			Units	Accounting Cost Movement	Market Movement	Depreciation	Balance	Consideration	Accounting Cost Base	
WPL.AX - Woodside Petroleum Ltd										
	01/07/2020	Opening Balance	762.00	0.00	0.00	0.00	16,497.30	0.00	0.00	0.00
	30/06/2021	Revaluation	0.00	0.00	426.72	0.00	16,924.02	0.00	0.00	0.00
	30/06/2021		762.00	0.00	426.72	0.00	16,924.02	0.00	0.00	0.00
Total Market Movement					92,506.60				0.00	92,506.60

Ellison Executive Superannuation Fund

Capital Gains Reconciliation Report

For The Period 01 July 2020 - 30 June 2021

	Total	Discounted	Indexed	Other	Notional
Losses available to offset					
Carried forward from prior losses	73,711.40				
Carried forward from prior losses - Collectables	0.00				
Current year capital losses	0.00				
Current year capital losses - Collectables	0.00				
Total Losses Available	73,711.40				
Total Losses Available - Collectables	0.00				
Capital Gains					
Capital gains from disposal of assets	0.00	0.00	0.00	0.00	0.00
Capital gains from disposal of assets - Collectables	0.00	0.00	0.00	0.00	0.00
Capital gains from trust distributions	1,773.74	1,773.74	0.00	0.00	0.00
Capital Gains Before Losses applied	1,773.74	1,773.74	0.00	0.00	0.00
Losses and discount applied					
Losses applied	1,773.74	1,773.74	0.00	0.00	0.00
Losses applied - Collectables	0.00	0.00	0.00	0.00	0.00
Capital gains after losses applied	0.00	0.00	0.00	0.00	0.00
Capital gains after losses applied - Collectables	0.00	0.00	0.00	0.00	0.00
CGT Discount applied	0.00				
CGT Discount applied - Collectables	0.00				

Ellison Executive Superannuation Fund

Capital Gains Reconciliation Report

For The Period 01 July 2020 - 30 June 2021

	Total	Discounted	Indexed	Other	Notional
Net Capital Gain					
Net capital gain	0.00				
Net capital gain - Collectables	0.00				
Total Net Capital Gain (11A)	0.00				
Net Capital Losses Carried Forward to later income					
Net Capital Losses Carried Forward to later income years	71,937.66				
Net Capital Losses Carried Forward to later income years - Collectables	0.00				
Total Net Capital Losses Carried Forward to later income years (14V)	71,937.66				

Note

Refer to Realised Gains Report for details of Disposals at a Security level

Refer to Distribution Reconciliation Report for Trust Distribution details at a Security level

Ellison Executive Superannuation Fund
Realised Capital Gains Report

For The Period 01 July 2020 - 30 June 2021

Investment		Accounting Treatment				Tax Treatment						
Purchase Contract Date	Disposal Contract Date	Units	Cost	Proceeds	Accounting Profit/(Loss)	Adjusted Cost Base	Reduced Cost Base	Indexed Cost Base	Indexed Gains	Discounted Gains (Gross)	Other Gains	Capital Loss
Managed Investments (Australian)												
LTC0001AU - La Trobe Aust Mort - Classic Not												
11/09/2019	20/08/2020	20,000.00	20,000.00	20,000.00	0.00	20,000.00	20,000.00	0.00	0.00	0.00	0.00	0.00
11/09/2019	12/03/2021	70,000.00	70,000.00	70,000.00	0.00	70,000.00	70,000.00	0.00	0.00	0.00	0.00	0.00
11/09/2020	12/03/2021	30,000.00	30,000.00	30,000.00	0.00	30,000.00	30,000.00	0.00	0.00	0.00	0.00	0.00
		120,000.00	120,000.00	120,000.00	0.00	120,000.00	120,000.00	0.00	0.00	0.00	0.00	0.00
LTC0002AU - La Trobe Aust Cred Fd 12 Mth T Act												
11/09/2019	11/09/2020	150,000.00	150,000.00	150,000.00	0.00	150,000.00	150,000.00	0.00	0.00	0.00	0.00	0.00
		150,000.00	150,000.00	150,000.00	0.00	150,000.00	150,000.00	0.00	0.00	0.00	0.00	0.00
		270,000.00	270,000.00	270,000.00	0.00	270,000.00	270,000.00	0.00	0.00	0.00	0.00	0.00
Units in Listed Unit Trusts (Australian)												
Fidelity Aust Equities Fd												
		0.00	0.00	0.00	0.00	0.00	0.00	0.00	0.00	1,411.30	0.00	0.00
		0.00	0.00	0.00	0.00	0.00	0.00	0.00	0.00	1,411.30	0.00	0.00
Stockland												
		0.00	0.00	0.00	0.00	0.00	0.00	0.00	0.00	362.44	0.00	0.00
		0.00	0.00	0.00	0.00	0.00	0.00	0.00	0.00	362.44	0.00	0.00
		0.00	0.00	0.00	0.00	0.00	0.00	0.00	0.00	1,773.74	0.00	0.00
		270,000.00	270,000.00	270,000.00	0.00	270,000.00	270,000.00	0.00	0.00	1,773.74	0.00	0.00

25000 - Interest Received

2021 Financial Year

Preparer Kelly Fu

Reviewer Kelly Fu

Status Completed

Account Code	Description	CY Balance	LY Balance	Change
BTPANORAMA	BT Panorama Transaction Account	(\$0.25)		100%
BTWRAP	BT Wrap Open Cash Account	(\$2.74)	(\$64.66)	(95.76)%
ING Direct Business1	ING Direct Business Optimiser ***8005	(\$0.41)	(\$44.66)	(99.08)%
INGDIRTD	ING Direct Business TD ***0639		(\$8,726.20)	100%
LTC0001AU	La Trobe Aust Mort - Classic Not	(\$1,617.23)	(\$2,092.29)	(22.71)%
LTC0002AU	La Trobe Aust Cred Fd 12 Mth T Act	(\$9,515.18)	(\$11,736.91)	(18.93)%
MBL120594460	Macquarie Cash Management Account ***4460	(\$36.94)	(\$220.26)	(83.23)%
RaboDirect Savings A	RaboDirect Savings Account ***3700-00	(\$0.16)	(\$0.36)	(55.56)%
RobaDirect Premium S	RobaDirect Premium Saver ***3700-10	(\$0.02)	(\$0.21)	(90.48)%
TOTAL				
		CY Balance	LY Balance	
		(\$11,172.93)	(\$22,885.55)	

Supporting Documents

- Interest Reconciliation Report [Report](#)
- 25000 - BT Panorama interest 2021.pdf [BTPANORAMA](#)
- 25000 - BT cash account interest 2021.pdf [BTWRAP](#)
- 25000, 26500 - Macq bank interest income 2021.pdf [MBL120594460](#)

Standard Checklist

- Attach Interest Reconciliation Report
- Ensure all interest has been recorded from Bank Statements
- Review Statements to ensure all TFN withheld has been input

Notes

Kelly Fu

Note | RobaDirect Premium S

14/02/2022 16:54

Per bank statements.

Note | RaboDirect Savings A

14/02/2022 16:54

Per bank statements.

Note | ING Direct Business1

14/02/2022 17:11

Per bank statements.

Note | LTC0002AU

16/02/2022 14:29

Per 74700 bank statements.

Note | LTC0001AU

16/02/2022 14:30

Per 74700 bank statements.

Ellison Executive Superannuation Fund Interest Reconciliation Report

For The Period 01 July 2020 - 30 June 2021

Date	Payment Amount	Gross Interest	TFN Withheld	Foreign Income	Foreign Credits
Bank Accounts					
BTPANORAMA BT Panorama Transaction Account					
31/05/2021	0.11	0.11			
30/06/2021	0.14	0.14			
	0.25	0.25			
BTWRAP BT Wrap Open Cash Account					
01/07/2020	1.08	1.08			
01/10/2020	0.35	0.35			
01/01/2021	0.29	0.29			
01/04/2021	0.48	0.48			
22/05/2021	0.54	0.54			
	2.74	2.74			
ING Direct Business1 ING Direct Business Optimiser ***8005					
31/07/2020	0.06	0.06			
31/08/2020	0.06	0.06			
30/09/2020	0.06	0.06			
31/10/2020	0.06	0.06			
30/11/2020	0.03	0.03			
31/12/2020	0.02	0.02			
31/01/2021	0.02	0.02			
28/02/2021	0.02	0.02			

Ellison Executive Superannuation Fund Interest Reconciliation Report

For The Period 01 July 2020 - 30 June 2021

Date	Payment Amount	Gross Interest	TFN Withheld	Foreign Income	Foreign Credits
31/03/2021	0.02	0.02			
30/04/2021	0.02	0.02			
31/05/2021	0.02	0.02			
30/06/2021	0.02	0.02			
	0.41	0.41			
MBL120594460 Macquarie Cash Management Account ***4460					
31/07/2020	0.63	0.63			
31/08/2020	0.94	0.94			
30/09/2020	1.24	1.24			
31/12/2020	8.34	8.34			
29/01/2021	4.16	4.16			
26/02/2021	3.40	3.40			
31/03/2021	3.74	3.74			
30/04/2021	3.92	3.92			
31/05/2021	6.54	6.54			
30/06/2021	4.03	4.03			
	36.94	36.94			
RaboDirect Savings A RaboDirect Savings Account ***3700-00					
31/07/2020	0.02	0.02			
31/08/2020	0.02	0.02			
30/09/2020	0.02	0.02			

Ellison Executive Superannuation Fund

Interest Reconciliation Report

For The Period 01 July 2020 - 30 June 2021

Date	Payment Amount	Gross Interest	TFN Withheld	Foreign Income	Foreign Credits
30/10/2020	0.02	0.02			
30/11/2020	0.01	0.01			
31/12/2020	0.01	0.01			
29/01/2021	0.01	0.01			
26/02/2021	0.01	0.01			
31/03/2021	0.01	0.01			
30/04/2021	0.01	0.01			
31/05/2021	0.01	0.01			
30/06/2021	0.01	0.01			
	0.16	0.16			
RobaDirect Premium S RobaDirect Premium Saver ***3700-10					
31/07/2020	0.01	0.01			
31/08/2020	0.01	0.01			
	0.02	0.02			
	40.52	40.52			
Managed Investments (Australian)					
LTC0001AU La Trobe Aust Mort - Classic Not					
03/07/2020	118.03	118.03			
05/08/2020	99.10	99.10			
03/09/2020	90.57	90.57			
05/10/2020	181.15	181.15			

Ellison Executive Superannuation Fund
Interest Reconciliation Report

For The Period 01 July 2020 - 30 June 2021

Date	Payment Amount	Gross Interest	TFN Withheld	Foreign Income	Foreign Credits
05/11/2020	195.66	195.66			
02/12/2020	189.34	189.34			
06/01/2021	158.39	158.39			
03/02/2021	158.82	158.82			
03/03/2021	143.45	143.45			
06/04/2021	112.25	112.25			
04/05/2021	83.84	83.84			
03/06/2021	86.63	86.63			
	1,617.23	1,617.23			
LTC0002AU La Trobe Aust Cred Fd 12 Mth T Act					
03/07/2020	1,155.74	1,155.74			
14/07/2020	122.95	122.95			
05/08/2020	1,143.44	1,143.44			
10/08/2020	127.05	127.05			
03/09/2020	1,143.44	1,143.44			
10/09/2020	127.05	127.05			
05/10/2020	737.70	737.70			
09/10/2020	81.97	81.97			
05/11/2020	571.72	571.72			
10/11/2020	63.52	63.52			
02/12/2020	553.28	553.28			

Ellison Executive Superannuation Fund
Interest Reconciliation Report

For The Period 01 July 2020 - 30 June 2021

Date	Payment Amount	Gross Interest	TFN Withheld	Foreign Income	Foreign Credits
10/12/2020	61.48	61.48			
06/01/2021	552.66	552.66			
08/01/2021	63.52	63.52			
03/02/2021	554.18	554.18			
10/02/2021	63.70	63.70			
03/03/2021	500.55	500.55			
10/03/2021	57.53	57.53			
06/04/2021	554.18	554.18			
09/04/2021	63.70	63.70			
04/05/2021	536.30	536.30			
10/05/2021	61.64	61.64			
03/06/2021	554.18	554.18			
11/06/2021	63.70	63.70			
	9,515.18	9,515.18			
	11,132.41	11,132.41			
TOTAL	11,172.93	11,172.93			

Tax Return Reconciliation

Gross Interest	Totals	Tax Return Label
	11,172.93	11C

Interest schedule

Cash

Date	Investment	Amount \$
Transaction Account		
31 May 2021	Cash Management Account	0.11
30 Jun 2021	Cash Management Account	0.14
Subtotal		\$0.25
Total cash		\$0.25

Total interest

\$0.25

Interest is reflected on a cash basis and does not include interest accrued that will be received after period end.

**BT Wrap Open
Interest - Schedule A
Year ended 30-Jun-2021**

Investor number
M02644117
Investor name
Ellison Executive Superannuation Fu

Source	Date for tax purposes	Infrastructure bond interest not assessable (\$)	Amount (\$)	TFN deducted (\$)
WRAPWCA: Wrap - Working Account	1/07/2020	0.00	1.08	0.00
WRAPWCA: Wrap - Working Account	1/10/2020	0.00	0.35	0.00
WRAPWCA: Wrap - Working Account	1/01/2021	0.00	0.29	0.00
WRAPWCA: Wrap - Working Account	1/04/2021	0.00	0.48	0.00
WRAPWCA: Wrap - Working Account	22/05/2021	0.00	0.54	0.00
TOTAL (\$)		0.00	2.74	0.00



Macquarie Cash Management Account

enquiries 1800 806 310

account name BARRY ELLISON &
CHRISTINE MARIE ELLISON ATF
ELLISON EXECUTIVE SUPER FUND-PAC
account no. 120594460

transaction	description	debits	credits	balance
	CLOSING BALANCE AS AT 30 JUN 21	35,424.45	44,589.04	36,651.26

* Interest rate for the period 1 April to 30 June: 0.12%pa (91 days)

annual interest summary 2020/2021

INTEREST PAID				36.94
TOTAL REBATE OF ADVISER COMMISSION			33.28	
TOTAL INCOME PAID				70.22

26500 - Other Investment Income

2021 Financial Year

Preparer Kelly Fu

Reviewer Kelly Fu

Status Completed

Account Code	Description	CY Balance	LY Balance	Change
MBL120594460	Macquarie Cash Management Account ***4460	(\$33.28)	(\$42.57)	(21.82)%
TOTAL		CY Balance	LY Balance	
		(\$33.28)	(\$42.57)	

Supporting Documents

- General Ledger [Report](#)
- 25000, 26500 - Macq bank interest income 2021.pdf

Standard Checklist

- Attach all source documentation

Ellison Executive Superannuation Fund

General Ledger

As at 30 June 2021

Transaction Date	Description	Units	Debit	Credit	Balance \$
Other Investment Income (26500)					
<u>Macquarie Cash Management Account ***4460 (MBL120594460)</u>					
02/07/2020	REBATE OF ADVISER COMMISSION RB			4.84	4.84 CR
04/08/2020	REBATE OF ADVISER COMMISSION RB			3.09	7.93 CR
02/09/2020	REBATE OF ADVISER COMMISSION RB			4.97	12.90 CR
02/10/2020	REBATE OF ADVISER COMMISSION RB			6.43	19.33 CR
03/11/2020	REBATE OF ADVISER COMMISSION RB			6.78	26.11 CR
02/12/2020	REBATE OF ADVISER COMMISSION RB			7.17	33.28 CR
				33.28	33.28 CR

Total Debits: 0.00

Total Credits: 33.28



Macquarie Cash Management Account

enquiries 1800 806 310

account name BARRY ELLISON &
CHRISTINE MARIE ELLISON ATF
ELLISON EXECUTIVE SUPER FUND-PAC
account no. 120594460

transaction	description	debits	credits	balance
	CLOSING BALANCE AS AT 30 JUN 21	35,424.45	44,589.04	36,651.26

* Interest rate for the period 1 April to 30 June: 0.12%pa (91 days)

annual interest summary 2020/2021

INTEREST PAID				36.94
TOTAL REBATE OF ADVISER COMMISSION			33.28	
TOTAL INCOME PAID				70.22

30100 - Accountancy Fees

2021 Financial Year

Preparer Kelly Fu

Reviewer Kelly Fu

Status Completed

Account Code	Description	CY Balance	LY Balance	Change
30100	Accountancy Fees	\$2,640.00	\$2,640.00	0%
TOTAL		CY Balance	LY Balance	
		\$2,640.00	\$2,640.00	

Supporting Documents

- General Ledger [Report](#)
- 30100 - Accounting fee paid 2021.pdf

Standard Checklist

- Attach all source documentation
- Ensure all Transactions have been entered

Ellison Executive Superannuation Fund

General Ledger

As at 30 June 2020

Transaction Date	Description	Units	Debit	Credit	Balance \$
Accountancy Fees (30100)					
<u>Accountancy Fees (30100)</u>					
24/04/2020	TRANSACT FUNDS TFR TO PDK FINANCIAL SYNE TD		2,640.00		2,640.00 DR
			2,640.00		2,640.00 DR

Total Debits: 2,640.00

Total Credits: 0.00

TAX INVOICE

Invoice Date 06 April 2021

Invoice No. 42753

Client Code EESF

Ellison Executive Superannuation Fund
PO Box 574
PROSPECT EAST SA 5082

To our Professional Fees and Charges in attending to the following :-

Preparation of Financial Statements and Statutory Minutes for the Ellison Executive Superannuation Fund for the year ended 30 June 2020.

Preparation and lodgement of Fund Income Tax Return for the Ellison Executive Superannuation Fund for the year ended 30 June 2020 including schedules as required.

Processing of pension transactions for Barry Ellison for Transition to Retirement Income Stream.

All matters generally.

Our Fee Total	2,400.00
Plus: GST	240.00
TOTAL FEE	\$2,640.00

Remittance Advice - Please return with your payment

Payment required within Fourteen (14) Days from date of Invoice

Invoice Due Date - 20 April 2021

Please forward cheques to:

PDK Financial Synergy P/L
PO Box 3685
ADELAIDE SA 5000

Credit Card: Mastercard/Visa (Please circle)

Card No:

Expires: ____ / ____

For Direct Deposit:

BSB: 035-000
Account No: 683075

Name on Card: _____

Signature: _____

Client Code: EESF

Invoice No: 42753

Amount Due: \$2,640.00

Amount Paid: \$ _____

Liability limited by a scheme approved under Professional Standards Legislation

30400 - ATO Supervisory Levy

2021 Financial Year

Preparer Kelly Fu

Reviewer Kelly Fu

Status Completed

Account Code	Description	CY Balance	LY Balance	Change
30400	ATO Supervisory Levy	\$259.00	\$259.00	0%
TOTAL		CY Balance	LY Balance	
		\$259.00	\$259.00	

Supporting Documents

- General Ledger [Report](#)

Standard Checklist

- Attach all source documentation
- Ensure all Transactions have been entered

Ellison Executive Superannuation Fund

General Ledger

As at 30 June 2020

Transaction Date	Description	Units	Debit	Credit	Balance \$
ATO Supervisory Levy (30400)					
<i>ATO Supervisory Levy (30400)</i>					
30/04/2020	ATO ATO006000012055537 50		259.00		259.00 DR
			259.00		259.00 DR

Total Debits: 259.00

Total Credits: 0.00

30700 - Auditor's Remuneration

2021 Financial Year

Preparer Kelly Fu

Reviewer Kelly Fu

Status Completed

Account Code	Description	CY Balance	LY Balance	Change
30700	Auditor's Remuneration	\$825.00	\$825.00	0%
TOTAL		CY Balance	LY Balance	
		\$825.00	\$825.00	

Supporting Documents

- General Ledger [Report](#)
- 30700 - Auditing fee paid 2021.pdf

Standard Checklist

- Attach all source documentation
- Ensure all Transactions have been entered

Ellison Executive Superannuation Fund

General Ledger

As at 30 June 2021

Transaction Date	Description	Units	Debit	Credit	Balance \$
Auditor's Remuneration (30700)					
	Auditor's Remuneration (30700)				
16/04/2021			825.00		825.00 DR
			825.00		825.00 DR

Total Debits: 825.00

Total Credits: 0.00

TAX INVOICE

Invoice Date 07 April 2021

Invoice No. 42754

Client Code EESF

Ellison Executive Superannuation Fund
PO Box 574
PROSPECT EAST SA 5082

To our Professional Fees and Charges in attending to the following :-

Annual audit of the records, financial statements and tax return of the Ellison Executive Superannuation Fund for the year ended 30 June 2020 as required under SIS Regulations.

Preparation of Audit Report.

Review of statutory minute book documentation for history of fund per requirements under SIS Legislation.

Our Fee Total	750.00
Plus: GST	75.00
TOTAL FEE	\$ 825.00

Remittance Advice - Please return with your payment

Payment required within Fourteen (14) Days from date of Invoice

Invoice Due Date - 21 April 2021

Please forward cheques to:
PDK Financial Synergy P/L
PO Box 3685
ADELAIDE SA 5000

Credit Card: Mastercard/Visa (Please circle)

Card No:

Expires: ____ / ____

For Direct Deposit:
BSB: 035-000
Account No: 683075

Name on Card: _____

Signature: _____

Client Code: EESF

Invoice No: 42754

Amount Due: \$ 825.00

Amount Paid: \$ _____

Liability limited by a scheme approved under Professional Standards Legislation

30900 - Advisor Fees

2021 Financial Year

Preparer Kelly Fu

Reviewer Kelly Fu

Status Completed

Account Code	Description	CY Balance	LY Balance	Change
30900	Advisor Fees	\$1,500.00	\$1,500.00	0%
TOTAL		CY Balance	LY Balance	
		\$1,500.00	\$1,500.00	

Supporting Documents

○ General Ledger [Report](#)

Standard Checklist

- Attach all source documentation
- Ensure all Transactions have been entered

Notes

Kelly Fu

Note
Ongoing advisor fees.

16/02/2022 16:19

Ellison Executive Superannuation Fund

General Ledger

As at 30 June 2021

Transaction Date	Description	Units	Debit	Credit	Balance \$
Advisor Fees (30900)					
<i>Advisor Fees (30900)</i>					
17/07/2020	R/P TO AUST ADVICE NETWORK PTY LTD-REVEN DT		125.00		125.00 DR
18/08/2020	R/P TO AUST ADVICE NETWORK PTY LTD-REVEN DT		125.00		250.00 DR
18/09/2020	R/P TO AUST ADVICE NETWORK PTY LTD-REVEN DT		125.00		375.00 DR
16/10/2020	R/P TO AUST ADVICE NETWORK PTY LTD-REVEN DT		125.00		500.00 DR
18/11/2020	R/P TO AUST ADVICE NETWORK PTY LTD-REVEN DT		125.00		625.00 DR
18/12/2020	R/P TO AUST ADVICE NETWORK PTY LTD-REVEN DT		125.00		750.00 DR
18/01/2021	R/P TO AUST ADVICE NETWORK PTY LTD-REVEN DT		125.00		875.00 DR
18/02/2021	R/P TO AUST ADVICE NETWORK PTY LTD-REVEN DT		125.00		1,000.00 DR
18/03/2021	R/P TO AUST ADVICE NETWORK PTY LTD-REVEN DT		125.00		1,125.00 DR
16/04/2021	R/P TO AUST ADVICE NETWORK PTY LTD-REVEN DT		125.00		1,250.00 DR
18/05/2021	R/P TO AUST ADVICE NETWORK PTY LTD-REVEN DT		125.00		1,375.00 DR
18/06/2021	R/P TO AUST ADVICE NETWORK PTY LTD-REVEN DT		125.00		1,500.00 DR
			1,500.00		1,500.00 DR

Total Debits: 1,500.00

Total Credits: 0.00

37500 - Investment Expenses

2021 Financial Year

Preparer Kelly Fu

Reviewer Kelly Fu

Status Completed

Account Code	Description	CY Balance	LY Balance	Change
BTPANORAMA	BT Panorama Transaction Account	\$86.06		100%
BTWRAP	BT Wrap Open Cash Account	\$2,849.89	\$2,894.91	(1.56)%
TOTAL		CY Balance	LY Balance	
		\$2,935.95	\$2,894.91	

Supporting Documents

- General Ledger [Report](#)
- 375000 - BT cash account charges 2021.pdf
- 37500, 39000 - BT Panorama expenses 2021.pdf

Standard Checklist

- Attach all source documentation
- Ensure all Transactions have been entered

Ellison Executive Superannuation Fund

General Ledger

As at 30 June 2021

Transaction Date	Description	Units	Debit	Credit	Balance \$
Investment Expenses (37500)					
<u>BT Panorama Transaction Account (BTPANORAMA)</u>					
03/06/2021	Administration fee for the period 22/05/2021 to 31/05/2021		36.74		36.74 DR
03/06/2021	Custodial holdings option fee for the period 22/05/2021 to 31/05/2021		8.22		44.96 DR
07/06/2021	Advice fee for the period 22/05/2021 to 31/05/2021		41.10		86.06 DR
			86.06		86.06 DR
<u>BT Wrap Open Cash Account (BTWRAP)</u>					
01/07/2020	Account Keeping Fee for the period 01 Jun 2020 to 30 Jun 2020		107.84		107.84 DR
01/07/2020	Ongoing Adviser Fee for the period 01 Jun 2020 to 30 Jun 2020		122.95		230.79 DR
04/08/2020	Account Keeping Fee for the period 01 Jul 2020 to 31 Jul 2020		112.14		342.93 DR
04/08/2020	Ongoing Adviser Fee for the period 01 Jul 2020 to 31 Jul 2020		127.05		469.98 DR
20/08/2020	Expense Recovery - Legislative		3.67		473.65 DR
01/09/2020	Account Keeping Fee for the period 01 Aug 2020 to 31 Aug 2020		113.67		587.32 DR
01/09/2020	Ongoing Adviser Fee for the period 01 Aug 2020 to 31 Aug 2020		127.05		714.37 DR
01/10/2020	Account Keeping Fee for the period 01 Sep 2020 to 30 Sep 2020		110.06		824.43 DR
01/10/2020	Ongoing Adviser Fee for the period 01 Sep 2020 to 30 Sep 2020		122.95		947.38 DR
02/11/2020	Account Keeping Fee for the period 01 Oct 2020 to 31 Oct 2020		114.48		1,061.86 DR
02/11/2020	Ongoing Adviser Fee for the period 01 Oct 2020 to 31 Oct 2020		127.05		1,188.91 DR
01/12/2020	Account Keeping Fee for the period 01 Nov 2020 to 30 Nov 2020		115.24		1,304.15 DR
01/12/2020	Ongoing Adviser Fee for the period 01 Nov 2020 to 30 Nov 2020		122.95		1,427.10 DR
04/01/2021	Account Keeping Fee for the period 01 Dec 2020 to 31 Dec 2020		123.21		1,550.31 DR
04/01/2021	Ongoing Adviser Fee for the period 01 Dec 2020 to 31 Dec 2020		127.05		1,677.36 DR
01/02/2021	Account Keeping Fee for the period 01 Jan 2021 to 31 Jan 2021		124.35		1,801.71 DR
01/02/2021	Ongoing Adviser Fee for the period 01 Jan 2021 to 31 Jan 2021		127.40		1,929.11 DR
01/03/2021	Account Keeping Fee for the period 01 Feb 2021 to 28 Feb 2021		112.82		2,041.93 DR
01/03/2021	Ongoing Adviser Fee for the period 01 Feb 2021 to 28 Feb 2021		115.07		2,157.00 DR
01/04/2021	Account Keeping Fee for the period 01 Mar 2021 to 31 Mar 2021		130.73		2,287.73 DR
01/04/2021	Ongoing Adviser Fee for the period 01 Mar 2021 to 31 Mar 2021		127.40		2,415.13 DR
03/05/2021	Account Keeping Fee for the period 01 Apr 2021 to 30 Apr 2021		132.29		2,547.42 DR
03/05/2021	Ongoing Adviser Fee for the period 01 Apr 2021 to 30 Apr 2021		123.29		2,670.71 DR
22/05/2021	Account Keeping Fee for the period 01 May 2021 to 21 May 2021		92.88		2,763.59 DR
22/05/2021	Ongoing Adviser Fee for the period 01 May 2021 to 21 May 2021		86.30		2,849.89 DR
			2,849.89		2,849.89 DR

Total Debits: 2,935.95

Total Credits: 0.00

Earnings and expenses

Expenses

Fee type	Amount \$
Administration fees	-\$36.74
Custodial holdings option fee	-\$8.22
Investment management fees	\$0.00
Expense Recovery - Legislative	\$0.00
Portfolio management fees	\$0.00
Advice fees	-\$41.10
Adviser Establishment Fee	\$0.00
Advice fee	-\$41.10
One-off advice fee	\$0.00
Licensee advice fee	\$0.00
SMSF fees	\$0.00
SMSF Administration fee	\$0.00
SMSF Actuarial fee	\$0.00
SMSF Audit fee	\$0.00
SMSF Establishment fee	\$0.00
Insurance premiums	-\$1,357.40
Insurance premium - Term Life	-\$1,357.40
Taxes	\$0.00
Non-resident withholding tax	\$0.00
TFN withholding tax	\$0.00
Total expenses	-\$1,443.46

Net earnings

\$22,904.32

BT Wrap Open
Miscellaneous expenses - Schedule G
Year ended 30-Jun-2021

Investor number
M02644117
Investor name
Ellison Executive Superannuation Fu

Details ^	Payment date	Deductible (\$)	Not deductible (\$)
Working Cash Account: Fee - Account Keeping Fee	1/07/2020	107.84	0.00
Working Cash Account: Fee - Ongoing Adviser Fee	1/07/2020	122.95	0.00
Working Cash Account: Fee - Account Keeping Fee	4/08/2020	112.14	0.00
Working Cash Account: Fee - Ongoing Adviser Fee	4/08/2020	127.05	0.00
Working Cash Account: Fee - Expense Recovery - Legislative	20/08/2020	3.67	0.00
Working Cash Account: Fee - Account Keeping Fee	1/09/2020	113.67	0.00
Working Cash Account: Fee - Ongoing Adviser Fee	1/09/2020	127.05	0.00
Working Cash Account: Fee - Account Keeping Fee	1/10/2020	110.06	0.00
Working Cash Account: Fee - Ongoing Adviser Fee	1/10/2020	122.95	0.00
Working Cash Account: Fee - Account Keeping Fee	2/11/2020	114.48	0.00
Working Cash Account: Fee - Ongoing Adviser Fee	2/11/2020	127.05	0.00
Working Cash Account: Fee - Account Keeping Fee	1/12/2020	115.24	0.00
Working Cash Account: Fee - Ongoing Adviser Fee	1/12/2020	122.95	0.00
Working Cash Account: Fee - Account Keeping Fee	4/01/2021	123.21	0.00
Working Cash Account: Fee - Ongoing Adviser Fee	4/01/2021	127.05	0.00
Working Cash Account: Fee - Account Keeping Fee	1/02/2021	124.35	0.00
Working Cash Account: Fee - Ongoing Adviser Fee	1/02/2021	127.40	0.00
Working Cash Account: Fee - Account Keeping Fee	1/03/2021	112.82	0.00
Working Cash Account: Fee - Ongoing Adviser Fee	1/03/2021	115.07	0.00
Working Cash Account: Fee - Account Keeping Fee	1/04/2021	130.73	0.00
Working Cash Account: Fee - Ongoing Adviser Fee	1/04/2021	127.40	0.00
Working Cash Account: Fee - Account Keeping Fee	3/05/2021	132.29	0.00
Working Cash Account: Fee - Ongoing Adviser Fee	3/05/2021	123.29	0.00
Working Cash Account: Fee - Account Keeping Fee	22/05/2021	92.88	0.00
Working Cash Account: Fee - Ongoing Adviser Fee	22/05/2021	86.30	0.00
TOTAL (\$)		2,849.89	0.00

^Adviser Initial Establishment Fee, Additional Deposit Fee, Regular Savings Fee are collectively referred to as Adviser Contribution Fees in the Investor Guide.

39000 - Life Insurance Premiums

2021 Financial Year

Preparer Kelly Fu

Reviewer Kelly Fu

Status Completed

Account Code	Description	CY Balance	LY Balance	Change
ELLBAR00002A	(Life Insurance Premiums) Ellison, Barry - Accumulation (Accumulation)	\$7,938.82	\$6,728.90	17.98%
ELLCHR00001A	(Life Insurance Premiums) Ellison, Christine Marie - Accumulation (Accumulation)	\$5,591.08		100%
TOTAL		CY Balance	LY Balance	
		\$13,529.90	\$6,728.90	

Supporting Documents

- General Ledger [Report](#)
- 39000 - Insurance policy Chris 2021.pdf
- 37500, 39000 - BT Panorama expenses 2021.pdf
- 39000 - Insurance policy Barry 2021.pdf

Standard Checklist

- Attach all source documentation
- Ensure all Transactions have been entered

Ellison Executive Superannuation Fund

General Ledger

As at 30 June 2021

Transaction Date	Description	Units	Debit	Credit	Balance \$
Life Insurance Premiums (39000)					
<i>(Life Insurance Premiums) Ellison, Barry - Accumulation (ELLBAR00002A)</i>					
31/07/2020	Ins Premium Term Life		575.91		575.91 DR
31/08/2020	Ins Premium Term Life		575.91		1,151.82 DR
30/09/2020	Ins Premium Term Life		678.70		1,830.52 DR
30/10/2020	Ins Premium Term Life		678.70		2,509.22 DR
30/11/2020	Ins Premium Term Life		678.70		3,187.92 DR
31/12/2020	Ins Premium Term Life		678.70		3,866.62 DR
29/01/2021	Ins Premium Term Life		678.70		4,545.32 DR
26/02/2021	Ins Premium Term Life		678.70		5,224.02 DR
31/03/2021	Ins Premium Term Life		678.70		5,902.72 DR
30/04/2021	Ins Premium Term Life		678.70		6,581.42 DR
28/06/2021	Insurance premium - Term Life		1,357.40		7,938.82 DR
			7,938.82		7,938.82 DR
<i>(Life Insurance Premiums) Ellison, Christine Marie - Accumulation (ELLCHR00001A)</i>					
16/04/2021			5,591.08		5,591.08 DR
			5,591.08		5,591.08 DR

Total Debits: 13,529.90

Total Credits: 0.00

Earnings and expenses

Expenses

Fee type	Amount \$
Administration fees	-\$36.74
Custodial holdings option fee	-\$8.22
Investment management fees	\$0.00
Expense Recovery - Legislative	\$0.00
Portfolio management fees	\$0.00
Advice fees	-\$41.10
Adviser Establishment Fee	\$0.00
Advice fee	-\$41.10
One-off advice fee	\$0.00
Licensee advice fee	\$0.00
SMSF fees	\$0.00
SMSF Administration fee	\$0.00
SMSF Actuarial fee	\$0.00
SMSF Audit fee	\$0.00
SMSF Establishment fee	\$0.00
Insurance premiums	-\$1,357.40
Insurance premium - Term Life	-\$1,357.40
Taxes	\$0.00
Non-resident withholding tax	\$0.00
TFN withholding tax	\$0.00
Total expenses	-\$1,443.46

Net earnings

\$22,904.32

**BT Wrap Open
Summary of Insurance Premium
Year ended 30-Jun-2021**

Ellison Executive Superannuation Fu
C/- Mrs C M Ellison
PO Box 574
PROSPECT EAST SA 5082

Investor name
Ellison Executive Superannuation Fu
Investor number
M02644117
Product type
Investment
Adviser name
INSURE INVEST AUSTRALIAN ADVICE NETWORK P/L
Adviser phone number
08 83633366

Policy Number: Y0969630
Policy Type: Term Life
Policy Owner: ELLISON EXECUTIVE
SUPERANNUATI
Total Premium Paid for the Financial Year: \$6,581.42

The above information shows the total premiums paid from your Wrap account for any (BT Life) insurance policy held during the financial year. The insurance policy premium information has not been included in your Tax Statement or supporting schedules. It is provided separately on this report for your information. You will need to discuss with your adviser and/or tax consultant to determine whether or not any of the premiums paid can be claimed as a tax deduction.

**BT Wrap Open
Insurance Details
As at 30-Jun-2021**

Ellison Executive Superannuation Fu
C/- Mrs C M Ellison
PO Box 574
PROSPECT EAST SA 5082

Investor name
Ellison Executive Superannuation Fu
Investor number
M02644117
Product type
Investment
Adviser name
INSURE INVEST AUSTRALIAN ADVICE NETWORK P/L
Adviser phone number
08 83633366

Insurance Details

As at: 30 Jun 2021

Term Life						
Life Assured	Date of Birth	Smoker	Benefit Details	Occupation Class	Definition	
BARRY ELLISON	10/04/1958	No	Death: 1,098,981.00	n/a	n/a	

Policy Number:	Y0969630	Payment Frequency:	Monthly
Policy Owner:	ELLISON EXECUTIVE SUPERANNUATI	Premium:	\$678.70
		Date Paid To:	12/5/2021

For full terms and conditions of your insurance cover, please refer to your Policy Schedule, Renewal Summary or BT Protection Plans Product Disclosure Statement and Policy Document.



9 February 2022

┌ 000001 000
The Trustees
Ellison Executive Superannuation Fund
PO Box 574
PROSPECT EAST SA 5082

Policy Number

81405426

Life Cover

Insured Person

Mrs Christine Ellison

Policy Owner/Trustee

Ellison Executive

Superannuation Fund

Dear Policy Owner,

We refer to your recent request regarding your policy.

Shown below is the total value of premiums paid to us for your policy during the previous financial years.

Financial Year	Benefit Description	Premium Paid
2020-2021	Life Cover	\$5591.08

If you have any further enquiries, please contact Customer Service.

Yours sincerely

Administration Team
Customer Service Officer
Asteron Life Customer Service

cc: Mr DAVID MYERS 337766

Your Adviser

Mr DAVID MYERS 337766

08 8363 3366

Customer Service

 1800 221 727

Internet

 www.asteronlife.com.au

Customer Service GPO Box 68 Sydney NSW 2001 AUS
Freecall 1800 221 727 8am to 6pm AEST Mon to Fri Telephone 07 3325 8500 Facsimile 1300 766 833
Email life_customerservice@asteronlife.com.au Web www.asteronlife.com.au

TAL Life Limited ABN 70 050 109 450 AFSL 237848 (TAL Life) is part of the TAL Dai-ichi Life Australia Pty Limited ABN 97 150 070 483 group of companies (TAL). The different entities of TAL group of companies are not responsible for, or liable in respect of, products and services provided by the other.

41600 - Pensions Paid

2021 Financial Year

Preparer Kelly Fu

Reviewer Kelly Fu

Status Completed

Account Code	Description	CY Balance	LY Balance	Change
ELLBAR00001P	(Pensions Paid) Ellison, Barry - Pension (Pension)	\$4,930.00	\$10,770.00	(54.22)%
TOTAL		CY Balance	LY Balance	
		\$4,930.00	\$10,770.00	

Supporting Documents

- Pension Summary Report [Report](#)

Standard Checklist

- Attach copy of Pension Summary Report
- Ensure Member(s) have been advised of pension for coming year
- Ensure Minimum Pension has been paid for each account

Ellison Executive Superannuation Fund

Pension Summary

As at 30 June 2021

Member Name : Ellison, Barry

Member Age : 62* (Date of Birth : Provided)

Member Code	Pension Type	Pension Start Date	Tax Free	Min / PF	Minimum	Maximum	Gross Pension Payments	PAYG	Net Pension Payment	Amount to reach Minimum
ELLBAR0001P	Transition to Retirement Pension	01/07/2013	1.05%	2.00%	\$4,930.00*	\$24,668.12	\$4,930.00	\$0.00	\$4,930.00	\$0.00

*COVID-19 50% reduction has been applied to the minimum pension amount.

					\$4,930.00	\$24,668.12	\$4,930.00	\$0.00	\$4,930.00	\$0.00
--	--	--	--	--	-------------------	--------------------	-------------------	---------------	-------------------	---------------

Total :

					\$4,930.00	\$24,668.12	\$4,930.00	\$0.00	\$4,930.00	\$0.00
--	--	--	--	--	-------------------	--------------------	-------------------	---------------	-------------------	---------------

*Age as at 01/07/2020 or pension start date for new pensions.

48100 - Division 293 Tax

2021 Financial Year

Preparer Kelly Fu

Reviewer Kelly Fu

Status Completed

Account Code	Description	CY Balance	LY Balance	Change
ELLBAR00002A	(Division 293 Tax) Ellison, Barry - Accumulation (Accumulation)	\$1,087.25		100%
ELLCHR00001A	(Division 293 Tax) Ellison, Christine Marie - Accumulation (Accumulation)	\$792.20		100%
TOTAL		CY Balance	LY Balance	
		\$1,879.45		

Supporting Documents

- General Ledger [Report](#)
- 48100 - ATO Div 293 notice - Chris 2021.pdf
- 48100 - ATO Div 293 notice - Barry 2021.pdf

Standard Checklist

- Attach all correspondence between member and the Fund
- Attach correspondence between the ATO and the Fund

Ellison Executive Superannuation Fund

General Ledger

As at 30 June 2021

Transaction Date	Description	Units	Debit	Credit	Balance \$
Division 293 Tax (48100)					
<u>(Division 293 Tax) Ellison, Barry - Accumulation (ELLBAR00002A)</u>					
21/06/2021	BPAY TO TAX OFFICE PAYMENTS BP		1,087.25		1,087.25 DR
			1,087.25		1,087.25 DR
<u>(Division 293 Tax) Ellison, Christine Marie - Accumulation (ELLCHR00001A)</u>					
21/06/2021	BPAY TO TAX OFFICE PAYMENTS BP		792.20		792.20 DR
			792.20		792.20 DR

Total Debits: 1,879.45

Total Credits: 0.00

18 MAY 2021



Australian Government
Australian Taxation Office

H 000087



MR BARRY ELLISON
C/- PDK FINANCIAL
PO BOX 3685
ADELAIDE SA 5000

Our reference: 7121738807991
Phone: 13 10 20
Website: ato.gov.au/division293
TFN: 562 180 529
7 May 2021

Additional tax on concessional contributions (Division 293) notice for 2019-20

Dear BARRY

There is an additional tax on super contributions which reduces the tax concession for individuals whose combined income and contributions are more than the \$250,000 threshold.

Why does the additional tax apply to you

For the 2019-20 financial year, your combined income and super contributions were more than \$250,000. This means you now have to pay an additional tax of 15% on some of your concessional contributions.

How much additional tax do you need to pay

Your additional tax for this notice is:

Taxable super contributions	\$7,248.42
Additional tax due and payable	\$1,087.25
Due date for payment	01 June 2021
Your Payment Reference Number for this amount is:	5510 0562 1805 2956 11

What you need to do now

There are two options for making a payment (your payment can be made using any combination of these):

1. Pay with your own money
2. Elect to release money from any of your existing super balances by completing a Division 293 election form online, instructions to do this are on the final page of this notice.

HOW TO PAY

Your payment reference number (PRN) is: 551005621805295611

<p>BPAY®</p> <p>Billers code: 75556 Ref: 551005621805295611</p> <p>Telephone & Internet Banking - BPAY®</p> <p>Contact your bank or financial institution to make this payment from your cheque, savings, debit or credit card account. More info: www.bpay.com.au</p>	<p>CREDIT OR DEBIT CARD</p> <p>Pay online with your credit or debit card at www.governmenteasypay.gov.au/PayATO</p> <p>To pay by phone, call the Government EasyPay service on 1300 898 089.</p> <p>A card payment fee applies.</p> <p>For other payment options, visit ato.gov.au/paymentoptions</p>	<p>RELEASE MONEY FROM SUPER</p> <p>You can ask your fund to pay some or all of the amount from your existing super balance. To do this, access our online services through myGov and complete the Division 293 election form.</p>
---	---	--

I49ATOC_SA_DLX_Pres_4666000087000114



13 MAY 2021

H 000061



MS CHRISTINE M ELLISON
C/- PDK FINANCIAL
PO BOX 3685
ADELAIDE SA 5000

Our reference: 7121738846607
Phone: 13 10 20
Website: ato.gov.au/division293
TFN: 586 478 747
7 May 2021

Additional tax on concessional contributions (Division 293) notice for 2019-20

Dear CHRISTINE

There is an additional tax on super contributions which reduces the tax concession for individuals whose combined income and contributions are more than the \$250,000 threshold.

Why does the additional tax apply to you

For the 2019-20 financial year, your combined income and super contributions were more than \$250,000. This means you now have to pay an additional tax of 15% on some of your concessional contributions.

How much additional tax do you need to pay

Your additional tax for this notice is:

Taxable super contributions	\$5,281.42
Additional tax due and payable	\$792.20
Due date for payment	01 June 2021
Your Payment Reference Number for this amount is:	5510 0586 4787 4720 11

What you need to do now

There are two options for making a payment (your payment can be made using any combination of these):

1. Pay with your own money
2. Elect to release money from any of your existing super balances by completing a Division 293 election form online, instructions to do this are on the final page of this notice.

HOW TO PAY

Your payment reference number (PRN) is: 551005864787472011

BPAY®



Bill code: 75556
Ref: 551005864787472011

Telephone & Internet Banking – BPAY®

Contact your bank or financial institution to make this payment from your cheque, savings, debit or credit card account.
More info: www.bpay.com.au

CREDIT OR DEBIT CARD

Pay online with your credit or debit card at www.governmenteasypay.gov.au/PayATO

To pay by phone, call the Government EasyPay service on **1300 898 089**.

A card payment fee applies.

For other payment options, visit ato.gov.au/paymentoptions

RELEASE MONEY FROM SUPER

You can ask your fund to pay some or all of the amount from your existing super balance. To do this, access our online services through myGov and complete the Division 293 election form.

149ATOC_SA_DLX_Pres_4666000061/000062

48500 - Income Tax Expense

2021 Financial Year

Preparer Kelly Fu

Reviewer Kelly Fu

Status Completed

Account Code	Description	CY Balance	LY Balance	Change
48500	Income Tax Expense	\$14,417.97	(\$5,469.23)	(363.62)%
TOTAL		CY Balance	LY Balance	
		\$14,417.97	(\$5,469.23)	

Supporting Documents

No supporting documents

49000 - Profit/Loss Allocation Account

2021 Financial Year

Preparer Kelly Fu

Reviewer Kelly Fu

Status Completed

Account Code	Description	CY Balance	LY Balance	Change
49000	Profit/Loss Allocation Account	\$139,580.48	(\$39,580.56)	(452.65)%
TOTAL		CY Balance	LY Balance	
		\$139,580.48	(\$39,580.56)	

Supporting Documents

No supporting documents

50000 - Members

2021 Financial Year

Preparer Kelly Fu

Reviewer Kelly Fu

Status Completed

Account Code	Description	Opening Balance	Contribution Income	Earnings	Member Payments	Tax & Fees	Closing Balance	Change
ELLBAR00001P	Ellison, Barry - Pension (Pension)	(\$246,681.16)		(\$35,645.18)	\$4,930.00	\$3,909.98	(\$273,486.36)	10.87%
ELLBAR00002A	Ellison, Barry - Accumulation (Accumulation)	(\$96,492.67)	(\$32,324.12)	(\$14,970.52)	\$7,938.82	\$5,905.93	(\$129,942.56)	34.67%
ELLCHR00001A	Ellison, Christine Marie - Accumulation (Accumulation)	(\$432,652.17)	(\$32,324.12)	(\$63,925.39)	\$5,591.08	\$11,333.04	(\$511,977.56)	18.33%
TOTAL		Opening Balance	Contribution Income	Earnings	Member Payments	Tax & Fees	Closing Balance	
		(\$775,826.00)	(\$64,648.24)	(\$114,541.09)	\$18,459.90	\$21,148.95	(\$915,406.48)	

Supporting Documents

- Members Summary [Report](#)
- Members Statements [Report](#)

Standard Checklist

Attach copies of Members Statements

Ellison Executive Superannuation Fund

Members Statement

Barry Ellison
 PO Box 574
 Prospect East, South Australia, 5082, Australia

Your Details

Date of Birth : Provided
 Age: 63
 Tax File Number: Provided
 Date Joined Fund: 17/09/2002
 Service Period Start Date: 17/09/2002
 Date Left Fund:
 Member Code: ELLBAR00001P
 Account Start Date: 01/07/2013
 Account Phase: Accumulation Phase
 Account Description: Pension

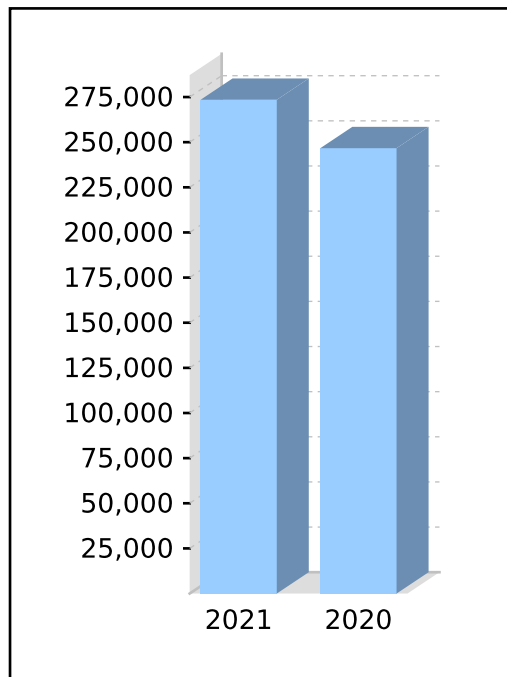
Nominated Beneficiaries N/A
 Vested Benefits 273,486.36
 Total Death Benefit 707,792.36
 Current Salary 0.00
 Previous Salary 0.00
 Disability Benefit 0.00

Your Balance

Total Benefits 273,486.36

Preservation Components
 Preserved 273,486.36
 Unrestricted Non Preserved
 Restricted Non Preserved

Tax Components
 Tax Free (1.05%) 2,859.08
 Taxable 270,627.28



Your Detailed Account Summary

	This Year
Opening balance at 01/07/2020	246,681.16
<u>Increases to Member account during the period</u>	
Employer Contributions	
Personal Contributions (Concessional)	
Personal Contributions (Non Concessional)	
Government Co-Contributions	
Other Contributions	
Proceeds of Insurance Policies	
Transfers In	
Net Earnings	35,645.18
Internal Transfer In	
<u>Decreases to Member account during the period</u>	
Pensions Paid	4,930.00
Contributions Tax	
Income Tax	3,909.98
No TFN Excess Contributions Tax	
Excess Contributions Tax	
Refund Excess Contributions	
Division 293 Tax	
Insurance Policy Premiums Paid	
Management Fees	
Member Expenses	
Benefits Paid/Transfers Out	
Superannuation Surcharge Tax	
Internal Transfer Out	
Closing balance at 30/06/2021	273,486.36

Ellison Executive Superannuation Fund

Members Statement

Barry Ellison
 PO Box 574
 Prospect East, South Australia, 5082, Australia

Your Details

Date of Birth : Provided
 Age: 63
 Tax File Number: Provided
 Date Joined Fund: 17/09/2002
 Service Period Start Date: 17/09/2002
 Date Left Fund:
 Member Code: ELLBAR00002A
 Account Start Date: 17/09/2002
 Account Phase: Accumulation Phase
 Account Description: Accumulation

Nominated Beneficiaries N/A
 Vested Benefits 129,942.56
 Total Death Benefit 564,248.56
 Current Salary 0.00
 Previous Salary 0.00
 Disability Benefit 0.00

Your Balance

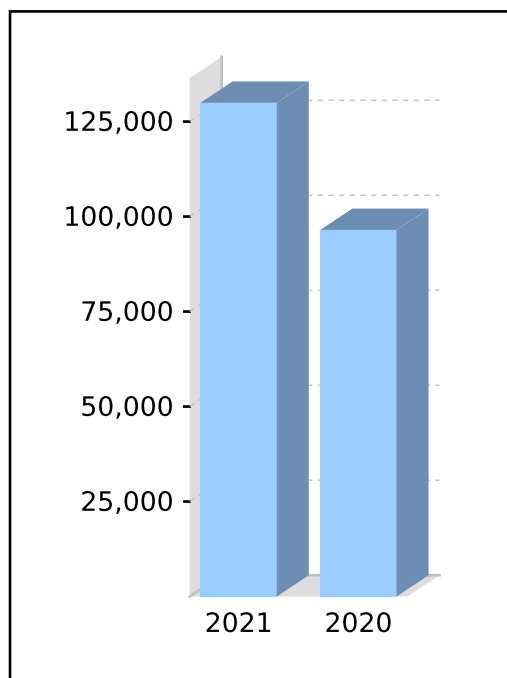
Total Benefits 129,942.56

Preservation Components

Preserved 129,942.56
 Unrestricted Non Preserved
 Restricted Non Preserved

Tax Components

Tax Free 22,302.29
 Taxable 107,640.27



Your Detailed Account Summary

	This Year
Opening balance at 01/07/2020	96,492.67
<u>Increases to Member account during the period</u>	
Employer Contributions	4,116.08
Personal Contributions (Concessional)	25,000.00
Personal Contributions (Non Concessional)	3,208.04
Government Co-Contributions	
Other Contributions	
Proceeds of Insurance Policies	
Transfers In	
Net Earnings	14,970.52
Internal Transfer In	
<u>Decreases to Member account during the period</u>	
Pensions Paid	
Contributions Tax	4,367.41
Income Tax	451.27
No TFN Excess Contributions Tax	
Excess Contributions Tax	
Refund Excess Contributions	
Division 293 Tax	1,087.25
Insurance Policy Premiums Paid	7,938.82
Management Fees	
Member Expenses	
Benefits Paid/Transfers Out	
Superannuation Surcharge Tax	
Internal Transfer Out	
Closing balance at 30/06/2021	129,942.56

Ellison Executive Superannuation Fund

Members Statement

Christine Marie Ellison
 PO Box 574
 Prospect East, South Australia, 5082, Australia

Your Details

Date of Birth : Provided
 Age: 60
 Tax File Number: Provided
 Date Joined Fund: 17/09/2002
 Service Period Start Date:
 Date Left Fund:
 Member Code: ELLCHR00001A
 Account Start Date: 17/09/2002
 Account Phase: Accumulation Phase
 Account Description: Accumulation

Nominated Beneficiaries N/A
 Vested Benefits 511,977.56
 Total Death Benefit 1,933,148.56
 Current Salary 0.00
 Previous Salary 0.00
 Disability Benefit 0.00

Your Balance

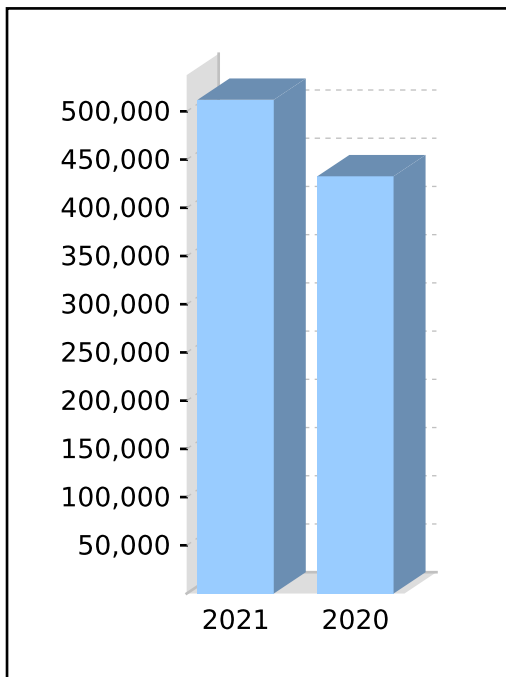
Total Benefits 511,977.56

Preservation Components

Preserved 511,977.56
 Unrestricted Non Preserved
 Restricted Non Preserved

Tax Components

Tax Free 24,530.97
 Taxable 487,446.59



Your Detailed Account Summary

	This Year
Opening balance at 01/07/2020	432,652.17
<u>Increases to Member account during the period</u>	
Employer Contributions	4,116.08
Personal Contributions (Concessional)	25,000.00
Personal Contributions (Non Concessional)	3,208.04
Government Co-Contributions	
Other Contributions	
Proceeds of Insurance Policies	
Transfers In	
Net Earnings	63,925.39
Internal Transfer In	
<u>Decreases to Member account during the period</u>	
Pensions Paid	
Contributions Tax	4,367.41
Income Tax	6,173.43
No TFN Excess Contributions Tax	
Excess Contributions Tax	
Refund Excess Contributions	
Division 293 Tax	792.20
Insurance Policy Premiums Paid	5,591.08
Management Fees	
Member Expenses	
Benefits Paid/Transfers Out	
Superannuation Surcharge Tax	
Internal Transfer Out	
Closing balance at 30/06/2021	511,977.56

Ellison Executive Superannuation Fund

Members Summary

As at 30 June 2021

Opening Balances	Increases				Decreases					Closing Balance	
	Contributions	Transfers In	Net Earnings	Insurance Proceeds	Pensions Paid	Contributions Tax	Taxes Paid	Benefits Paid/ Transfers Out	Insurance Premiums		Member Expenses
Barry Ellison (Age: 63)											
ELLBAR00001P - Pension - Tax Free: 1.05%											
246,681.16			35,645.18		4,930.00		3,909.98				273,486.36
ELLBAR00002A - Accumulation											
96,492.67	32,324.12		14,970.52			5,454.66	451.27		7,938.82		129,942.56
343,173.83	32,324.12		50,615.70		4,930.00	5,454.66	4,361.25		7,938.82		403,428.92
Christine Marie Ellison (Age: 60)											
ELLCHR00001A - Accumulation											
432,652.17	32,324.12		63,925.39			5,159.61	6,173.43		5,591.08		511,977.56
432,652.17	32,324.12		63,925.39			5,159.61	6,173.43		5,591.08		511,977.56
775,826.00	64,648.24		114,541.09		4,930.00	10,614.27	10,534.68		13,529.90		915,406.48

60400 - Bank Accounts

2021 Financial Year

Preparer Kelly Fu

Reviewer Kelly Fu

Status Completed

Account Code	Description	CY Balance	LY Balance	Change
BTPANORAMA	BT Panorama Transaction Account	\$8,487.25		100%
BTWRAP	BT Wrap Open Cash Account		\$30,551.93	100%
ING Direct Business1	ING Direct Business Optimiser ***8005	\$269.46	\$269.05	0.15%
MBL120594460	Macquarie Cash Management Account ***4460	\$36,651.26	\$13,107.79	179.61%
RaboDirect Savings A	RaboDirect Savings Account ***3700-00	\$33.07	\$32.91	0.49%
RobaDirect Premium S	RobaDirect Premium Saver ***3700-10	\$48.68	\$48.66	0.04%
TOTAL		CY Balance	LY Balance	
		\$45,489.72	\$44,010.34	

Supporting Documents

- Bank Statement Report [Report](#)
- 60400 - BT Panorama transaction acct 2021.pdf [BTPANORAMA](#)
- 60400 - BT Wrap cash statements 2021.pdf [BTWRAP](#)
- 60400 - ING bank statements 2021.pdf [ING Direct Business1](#)
- 60400 - Macquarie bank statements 2021.pdf [MBL120594460](#)
- 60400 - Rabo bank 370000 statements 2021.pdf [RaboDirect Savings A](#)
- 60400 - Rabo bank 370010 statements 2021.pdf [RobaDirect Premium S](#)

Standard Checklist

- Attach Copies of Bank Statements
- Attach copy of Bank Statement Report
- Ensure all Balances match Statement Balances at June 30
- Ensure all Transactions have been entered

Ellison Executive Superannuation Fund
Bank Statement Report

For The Period 01 July 2020 to 30 June 2021

Chart Code: 60400 / BTPANORAMA

Account Name: BT Panorama Transaction Account

BSB and Account Number:

Opening Balance	-	Total Debits	+	Total Credits	=	Closing Balance	Data Feed Used
		\$ 51,354.32		\$ 59,841.57		\$ 8,487.25	

Date	Description	Debit	Credit	Ledger Balance	Statement Balance	Variance
		\$	\$	\$	\$	\$
22/05/2021	Migration to Panorama Transfer		34,061.47	34,061.47		
28/05/2021	Panorama 9282796 262-786 121243687 13		25,000.00	59,061.47		
31/05/2021	Interest payment for Cash Management Account		0.11	59,061.58		
01/06/2021	Buy 396 Ramsay Health Care Limited (RHC) @ \$62.84. Transaction fee \$27.37.	24,911.41		34,150.17		
03/06/2021	Administration fee for the period 22/05/2021 to 31/05/2021	36.74		34,113.43		
03/06/2021	Custodial holdings option fee for the period 22/05/2021 to 31/05/2021	8.22		34,105.21		
07/06/2021	Buy 4,114 SYD Airport Stapled Us Prohibit. (SYD) @ \$6.07. Transaction fee \$27.47.	24,999.45		9,105.76		
07/06/2021	Advice fee for the period 22/05/2021 to 31/05/2021	41.10		9,064.66		
15/06/2021	Dividend 192 Comm Bank Perls Cap Note 3-Bbsw+3.40% Perp No (CBAPG) @ \$0.6064 [System Matched Income Data]		116.43	9,181.09		
22/06/2021	Panorama 7328654 262-786 121243687 13		200.00	9,381.09		
25/06/2021	Dividend 799 Westpac Banking Corporation (WBC) @ \$0.58 date Quantity		463.42	9,844.51		
28/06/2021	Insurance premium - Term Life	1,357.40		8,487.11		
30/06/2021	Interest payment for Cash Management Account		0.14	8,487.25		
30/06/2021	CLOSING BALANCE			8,487.25		
		<u>51,354.32</u>	<u>59,841.57</u>			

Ellison Executive Superannuation Fund

Bank Statement Report

For The Period 01 July 2020 to 30 June 2021

Chart Code: 60400 / BTWRAP

Account Name: BT Wrap Open Cash Account

BSB and Account Number:

Opening Balance	-	Total Debits	+	Total Credits	=	Closing Balance	Data Feed Used
\$ 30,551.93		\$ 178,352.31		\$ 147,800.38		\$ 0.00	

Date	Description	Debit \$	Credit \$	Ledger Balance \$	Statement Balance \$	Variance \$
01/07/2020	Opening Balance			30,551.93		
01/07/2020	Interest		1.08	30,553.01		
01/07/2020	Account Keeping Fee for the period 01 Jun 2020 to 30 Jun 2020	107.84		30,445.17		
01/07/2020	Ongoing Adviser Fee for the period 01 Jun 2020 to 30 Jun 2020	122.95		30,322.22		
02/07/2020	Dividend SGR ITM DIV		622.44	30,944.66		
03/07/2020	Dividend NAB INTERIM DIV		245.10	31,189.76		
15/07/2020	Corporate Actions CGF CHALLENGER LIMITED	8,000.00		23,189.76		
15/07/2020	Corporate Actions CGF CHALLENGER LIMITED		3.68	23,193.44		
17/07/2020	Trade Purchase of 657.00 units of Cimic Group Ltd @ \$22.8453	15,012.03		8,181.41		
20/07/2020	BTISS M02644117 13		200.00	8,381.41		
24/07/2020	Dividend MVW DST		827.22	9,208.63		
31/07/2020	Ins Premium Term Life	575.91		8,632.72		
03/08/2020	Cash Bank Direct CHALLENGER LTD		3.68	8,636.40		
03/08/2020	Cash Bank Direct CHALLENGER LTD	3.68		8,632.72		
04/08/2020	Account Keeping Fee for the period 01 Jul 2020 to 31 Jul 2020	112.14		8,520.58		
04/08/2020	Ongoing Adviser Fee for the period 01 Jul 2020 to 31 Jul 2020	127.05		8,393.53		
14/08/2020	BTISS M02644117 13		20,000.00	28,393.53		

Ellison Executive Superannuation Fund
Bank Statement Report

For The Period 01 July 2020 to 30 June 2021

Date	Description	Debit \$	Credit \$	Ledger Balance \$	Statement Balance \$	Variance \$
18/08/2020	Corporate Actions PPT PERPETUAL LIMITED	20,000.00		8,393.53		
18/08/2020	Corporate Actions PPT PERPETUAL LIMITED		1,789.70	10,183.23		
20/08/2020	BTISS M02644117 13		200.00	10,383.23		
20/08/2020	Expense Recovery - Legislative	3.67		10,379.56		
31/08/2020	Dividend STOCKLAND LTD [Amount Receivable]		471.81	10,851.37		
31/08/2020	Ins Premium Term Life	575.91		10,275.46		
01/09/2020	Account Keeping Fee for the period 01 Aug 2020 to 31 Aug 2020	113.67		10,161.79		
01/09/2020	Ongoing Adviser Fee for the period 01 Aug 2020 to 31 Aug 2020	127.05		10,034.74		
08/09/2020	Cash Bank Direct PERPETUAL LIMITE		1,789.70	11,824.44		
08/09/2020	Cash Bank Direct PERPETUAL LIMITE	1,789.70		10,034.74		
15/09/2020	Dividend PERLS X DST [System Matched Income Data]		118.56	10,153.30		
18/09/2020	Dividend Woodside [System Matched Income Data]		276.20	10,429.50		
21/09/2020	BTISS M02644117 13		200.00	10,629.50		
22/09/2020	Dividend BHP GROUP DIV [System Matched Income Data]		605.16	11,234.66		
24/09/2020	Dividend TLS FNL DIV [System Matched Income Data]		804.00	12,038.66		
25/09/2020	Dividend QBE DIVIDEND [System Matched Income Data]		47.24	12,085.90		
25/09/2020	Dividend PPT FNL DIV		722.50	12,808.40		
30/09/2020	Ins Premium Term Life	678.70		12,129.70		
30/09/2020	Dividend ANZ DIVIDEND [System Matched Income Data]		195.25	12,324.95		
01/10/2020	Interest		0.35	12,325.30		
01/10/2020	Account Keeping Fee for the period 01 Sep 2020 to 30 Sep 2020	110.06		12,215.24		

Ellison Executive Superannuation Fund
Bank Statement Report

For The Period 01 July 2020 to 30 June 2021

Date	Description	Debit \$	Credit \$	Ledger Balance \$	Statement Balance \$	Variance \$
01/10/2020	Ongoing Adviser Fee for the period 01 Sep 2020 to 30 Sep 2020	122.95		12,092.29		
02/10/2020	Dividend Origin Energy [System Matched Income Data]		109.70	12,201.99		
06/10/2020	Dividend WOW FNL DIV [System Matched Income Data]		96.00	12,297.99		
20/10/2020	BTISS M02644117 13		200.00	12,497.99		
30/10/2020	Ins Premium Term Life	678.70		11,819.29		
02/11/2020	Account Keeping Fee for the period 01 Oct 2020 to 31 Oct 2020	114.48		11,704.81		
02/11/2020	Ongoing Adviser Fee for the period 01 Oct 2020 to 31 Oct 2020	127.05		11,577.76		
20/11/2020	BTISS M02644117 13		200.00	11,777.76		
30/11/2020	Ins Premium Term Life	678.70		11,099.06		
01/12/2020	Account Keeping Fee for the period 01 Nov 2020 to 30 Nov 2020	115.24		10,983.82		
01/12/2020	Ongoing Adviser Fee for the period 01 Nov 2020 to 30 Nov 2020	122.95		10,860.87		
10/12/2020	Dividend NAB FINAL DIV [System Matched Income Data]		313.50	11,174.37		
15/12/2020	Dividend PERLS X DST [System Matched Income Data]		117.04	11,291.41		
16/12/2020	Dividend ANZ DIVIDEND [System Matched Income Data]		273.35	11,564.76		
18/12/2020	Dividend WBC DIVIDEND [System Matched Income Data]		247.69	11,812.45		
21/12/2020	BTISS M02644117 13		200.00	12,012.45		
31/12/2020	Ins Premium Term Life	678.70		11,333.75		
01/01/2021	Interest		0.29	11,334.04		
04/01/2021	Account Keeping Fee for the period 01 Dec 2020 to 31 Dec 2020	123.21		11,210.83		
04/01/2021	Ongoing Adviser Fee for the period 01 Dec 2020 to 31 Dec 2020	127.05		11,083.78		
19/01/2021	Dividend MVW DST [System Matched Income Data]		681.24	11,765.02		

Ellison Executive Superannuation Fund
Bank Statement Report

For The Period 01 July 2020 to 30 June 2021

Date	Description	Debit \$	Credit \$	Ledger Balance \$	Statement Balance \$	Variance \$
20/01/2021	BTISS M02644117 13		200.00	11,965.02		
29/01/2021	Ins Premium Term Life	678.70		11,286.32		
01/02/2021	Account Keeping Fee for the period 01 Jan 2021 to 31 Jan 2021	124.35		11,161.97		
01/02/2021	Ongoing Adviser Fee for the period 01 Jan 2021 to 31 Jan 2021	127.40		11,034.57		
22/02/2021	BTISS M02644117 13		200.00	11,234.57		
26/02/2021	Dividend STOCKLAND LTD [System Matched Income Data]		502.96	11,737.53		
26/02/2021	Ins Premium Term Life	678.70		11,058.83		
01/03/2021	Account Keeping Fee for the period 01 Feb 2021 to 28 Feb 2021	112.82		10,946.01		
01/03/2021	Ongoing Adviser Fee for the period 01 Feb 2021 to 28 Feb 2021	115.07		10,830.94		
10/03/2021	BTISS M02644117 13		30,000.00	40,830.94		
15/03/2021	BTISS M02644117 13		80,000.00	120,830.94		
15/03/2021	Dividend PERLS X DST [System Matched Income Data]		113.28	120,944.22		
16/03/2021	Trade Purchase of 4292.00 units of Origin Energy @ \$4.6679	20,037.23		100,906.99		
16/03/2021	Trade Purchase of 3234.00 units of Telstra Corporation. @ \$3.0962	10,015.89		90,891.10		
17/03/2021	Trade Application of 1355.63 units of Fidelity Australian Equities Fund @ \$36.8832	50,000.00		40,891.10		
22/03/2021	BTISS M02644117 13		200.00	41,091.10		
23/03/2021	Dividend BHP GROUP DIV [System Matched Income Data]		1,051.70	42,142.80		
23/03/2021	Dividend CHALLENGER LTD		1,122.43	43,265.23		
24/03/2021	Dividend Woodside [System Matched Income Data]		116.56	43,381.79		
26/03/2021	Dividend PPT ITM DIV		1,213.80	44,595.59		
26/03/2021	Dividend TLS ITM DIV [System Matched Income Data]		804.00	45,399.59		

Ellison Executive Superannuation Fund
Bank Statement Report

For The Period 01 July 2020 to 30 June 2021

Date	Description	Debit \$	Credit \$	Ledger Balance \$	Statement Balance \$	Variance \$
26/03/2021	Dividend Origin Energy [System Matched Income Data]		137.13	45,536.72		
31/03/2021	Ins Premium Term Life	678.70		44,858.02		
01/04/2021	Interest		0.48	44,858.50		
01/04/2021	Account Keeping Fee for the period 01 Mar 2021 to 31 Mar 2021	130.73		44,727.77		
01/04/2021	Ongoing Adviser Fee for the period 01 Mar 2021 to 31 Mar 2021	127.40		44,600.37		
12/04/2021	Distribution Fidelity Aust Eqts Fd (WA) FID0008AU		69.02	44,669.39		
14/04/2021	Dividend WOW ITM DIV [System Matched Income Data]		106.00	44,775.39		
20/04/2021	BTISS M02644117 13		200.00	44,975.39		
23/04/2021	Trade Purchase of 586.00 units of Cimic Group Ltd @ \$17.0620	10,001.00		34,974.39		
30/04/2021	Ins Premium Term Life	678.70		34,295.69		
03/05/2021	Account Keeping Fee for the period 01 Apr 2021 to 30 Apr 2021	132.29		34,163.40		
03/05/2021	Ongoing Adviser Fee for the period 01 Apr 2021 to 30 Apr 2021	123.29		34,040.11		
20/05/2021	BTISS M02644117 13		200.00	34,240.11		
22/05/2021	Account Keeping Fee for the period 01 May 2021 to 21 May 2021	92.88		34,147.23		
22/05/2021	Ongoing Adviser Fee for the period 01 May 2021 to 21 May 2021	86.30		34,060.93		
22/05/2021	Interest [M02644117]		0.54	34,061.47		
22/05/2021	Migration to Panorama Transfer	34,061.47		0.00		
30/06/2021	CLOSING BALANCE			0.00		
		<u>178,352.31</u>	<u>147,800.38</u>			

Ellison Executive Superannuation Fund
Bank Statement Report

For The Period 01 July 2020 to 30 June 2021

Chart Code: 60400 / ING Direct Business1

Account Name: ING Direct Business Optimiser ***8005

BSB and Account Number:

Opening Balance	-	Total Debits	+	Total Credits	=	Closing Balance	Data Feed Used
\$ 269.05				\$ 0.41		\$ 269.46	

Date	Description	Debit	Credit	Ledger Balance	Statement Balance	Variance
		\$	\$	\$	\$	\$
01/07/2020	Opening Balance			269.05		
31/07/2020	Interest Credit		0.06	269.11		
31/08/2020	Interest Credit		0.06	269.17		
30/09/2020	Interest Credit		0.06	269.23		
31/10/2020	Interest Credit		0.06	269.29		
30/11/2020	Interest Credit		0.03	269.32		
31/12/2020	Interest Credit		0.02	269.34		
31/01/2021	Interest Credit		0.02	269.36		
28/02/2021	Interest Credit		0.02	269.38		
31/03/2021	Interest Credit - Receipt 933651		0.02	269.40		
30/04/2021	Interest Credit - Receipt 903560		0.02	269.42		
31/05/2021	Interest Credit - Receipt 949806		0.02	269.44		
30/06/2021	Interest Credit - Receipt 915648		0.02	269.46		
30/06/2021	CLOSING BALANCE			269.46		
			<u>0.41</u>			

Ellison Executive Superannuation Fund

Bank Statement Report

For The Period 01 July 2020 to 30 June 2021

Chart Code: 60400 / MBL120594460
Account Name: Macquarie Cash Management Account ***4460
BSB and Account Number: 182222 120594460

Opening Balance	-	Total Debits	+	Total Credits	=	Closing Balance	Data Feed Used
\$ 13,107.79		\$ 168,349.45		\$ 191,892.92		\$ 36,651.26	BGL Bank Data Service

Date	Description	Debit \$	Credit \$	Ledger Balance \$	Statement Balance \$	Variance \$
01/07/2020	Opening Balance			13,107.79	13,107.79	
02/07/2020	REBATE OF ADVISER COMMISSION RB		4.84	13,112.63	13,112.63	
03/07/2020	LaTrobe Fund 48h Interest JUN 1.60 50		118.03	13,230.66		
03/07/2020	LaTrobe Fund 12m Interest JUN 4.70 50		1,155.74	14,386.40	13,112.63	1,273.77
14/07/2020	LaTrobe Fund PMO Rebated Fees JUN 50		122.95	14,509.35	14,509.35	
17/07/2020	R/P TO AUST ADVICE NETWORK PTY LTD-REVEN DT	125.00		14,384.35	14,384.35	
20/07/2020	BTISS M02644117 13	200.00		14,184.35	14,184.35	
31/07/2020	MACQUARIE CMA INTEREST PAID INTR 73		0.63	14,184.98		
31/07/2020	BGC INDUSTRIAL C BGC - Q-1 50		10,000.00	24,184.98	14,184.35	10,000.63
04/08/2020	REBATE OF ADVISER COMMISSION RB		3.09	24,188.07	24,188.07	
05/08/2020	LaTrobe Fund CLA Interest JUL 1.30 50		99.10	24,287.17		
05/08/2020	LaTrobe Fund 12m Interest JUL 4.50 50		1,143.44	25,430.61	25,430.61	
10/08/2020	LaTrobe Fund PMO Rebated Fees JUL 50		127.05	25,557.66	25,557.66	
14/08/2020	BTISS M02644117 13	20,000.00		5,557.66	25,557.66	(20,000.00)
18/08/2020	R/P TO AUST ADVICE NETWORK PTY LTD-REVEN DT	125.00		5,432.66	5,432.66	
19/08/2020	BGC INDUSTRIAL C QS-4 1/4-30/6/20 50		4,938.84	10,371.50	10,371.50	
20/08/2020	BTISS M02644117 13	200.00		10,171.50		

Ellison Executive Superannuation Fund
Bank Statement Report

For The Period 01 July 2020 to 30 June 2021

Date	Description	Debit \$	Credit \$	Ledger Balance \$	Statement Balance \$	Variance \$
20/08/2020	LaTrobe Fund CMO Redemption 220462 50		20,000.00	30,171.50		
31/08/2020	MACQUARIE CMA INTEREST PAID INTR 73		0.94	30,172.44		
02/09/2020	REBATE OF ADVISER COMMISSION RB		4.97	30,177.41	30,177.41	
03/09/2020	LaTrobe Fund CLA Interest AUG 1.30 50		90.57	30,267.98		
03/09/2020	LaTrobe Fund 12m Interest AUG 4.50 50		1,143.44	31,411.42	31,411.42	
10/09/2020	LaTrobe Fund PMO Rebated Fees AUG 50		127.05	31,538.47	31,411.42	127.05
18/09/2020	R/P TO AUST ADVICE NETWORK PTY LTD-REVEN DT	125.00		31,413.47	31,413.47	
21/09/2020	BTISS M02644117 13	200.00		31,213.47	31,413.47	(200.00)
30/09/2020	MACQUARIE CMA INTEREST PAID INTR 73		1.24	31,214.71	31,213.47	1.24
02/10/2020	REBATE OF ADVISER COMMISSION RB		6.43	31,221.14	31,221.14	
05/10/2020	LaTrobe Fund CLA Interest SEP 1.30 50		181.15	31,402.29		
05/10/2020	LaTrobe Fund 12m Interest SEP 4.50 50		737.70	32,139.99	32,139.99	
09/10/2020	LaTrobe Fund PMO Rebated Fees SEP 50		81.97	32,221.96	32,139.99	81.97
16/10/2020	R/P TO AUST ADVICE NETWORK PTY LTD-REVEN DT	125.00		32,096.96	32,096.96	
20/10/2020	BTISS M02644117 13	200.00		31,896.96	31,896.96	
03/11/2020	REBATE OF ADVISER COMMISSION RB		6.78	31,903.74	31,903.74	
05/11/2020	LaTrobe Fund CLA Interest OCT 1.05 50		195.66	32,099.40		
05/11/2020	LaTrobe Fund 12m Interest OCT 4.50 50		571.72	32,671.12	31,903.74	767.38
09/11/2020	BGC INDUSTRIAL C QS-1A 50		3,293.32	35,964.44	35,964.44	
10/11/2020	LaTrobe Fund PMO Rebated Fees OCT 50		63.52	36,027.96	36,027.96	
18/11/2020	R/P TO AUST ADVICE NETWORK PTY LTD-REVEN DT	125.00		35,902.96	35,902.96	

Ellison Executive Superannuation Fund
Bank Statement Report

For The Period 01 July 2020 to 30 June 2021

Date	Description	Debit \$	Credit \$	Ledger Balance \$	Statement Balance \$	Variance \$
20/11/2020	BTISS M02644117 13	200.00		35,702.96	35,702.96	
02/12/2020	REBATE OF ADVISER COMMISSION RB		7.17	35,710.13		
02/12/2020	LaTrobe Fund CLA Interest NOV 1.05 50		189.34	35,899.47		
02/12/2020	LaTrobe Fund 12m Interest NOV 4.50 50		553.28	36,452.75	36,452.75	
10/12/2020	LaTrobe Fund PMO Rebated Fees NOV 50		61.48	36,514.23	36,514.23	
18/12/2020	R/P TO AUST ADVICE NETWORK PTY LTD-REVEN DT	125.00		36,389.23	36,389.23	
21/12/2020	BTISS M02644117 13	200.00		36,189.23		
31/12/2020	MACQUARIE CMA INTEREST PAID INTR 73		8.34	36,197.57	36,189.23	8.34
06/01/2021	LaTrobe Fund CLA Interest DEC 0.85 50		158.39	36,355.96		
06/01/2021	LaTrobe Fund 12m Interest DEC 4.35 50		552.66	36,908.62	36,908.62	
08/01/2021	LaTrobe Fund PMO Rebated Fees DEC 50		63.52	36,972.14	36,972.14	
18/01/2021	R/P TO AUST ADVICE NETWORK PTY LTD-REVEN DT	125.00		36,847.14	36,847.14	
20/01/2021	BTISS M02644117 13	200.00		36,647.14	36,647.14	
29/01/2021	MACQUARIE CMA INTEREST PAID INTR 73		4.16	36,651.30	36,647.14	4.16
03/02/2021	LaTrobe Fund CLA Interest JAN 0.85 50		158.82	36,810.12		
03/02/2021	LaTrobe Fund 12m Interest JAN 4.35 50		554.18	37,364.30	37,364.30	
10/02/2021	LaTrobe Fund PMO Rebated Fees JAN 50		63.70	37,428.00	37,428.00	
18/02/2021	R/P TO AUST ADVICE NETWORK PTY LTD-REVEN DT	125.00		37,303.00	37,303.00	
22/02/2021	BTISS M02644117 13	200.00		37,103.00	37,103.00	
26/02/2021	MACQUARIE CMA INTEREST PAID INTR 73		3.40	37,106.40	37,103.00	3.40
03/03/2021	LaTrobe Fund CLA Interest FEB 0.85 50		143.45	37,249.85		

Ellison Executive Superannuation Fund
Bank Statement Report

For The Period 01 July 2020 to 30 June 2021

Date	Description	Debit \$	Credit \$	Ledger Balance \$	Statement Balance \$	Variance \$
03/03/2021	LaTrobe Fund 12m Interest FEB 4.35 50		500.55	37,750.40	37,750.40	
10/03/2021	BTISS M02644117 13	30,000.00		7,750.40		
10/03/2021	LaTrobe Fund PMO Rebated Fees FEB 50		57.53	7,807.93	7,807.93	
12/03/2021	LaTrobe Fund CMO Redemption 220462 50		100,000.00	107,807.93	107,807.93	
15/03/2021	BTISS M02644117 13	80,000.00		27,807.93	27,807.93	
18/03/2021	R/P TO AUST ADVICE NETWORK PTY LTD-REVEN DT	125.00		27,682.93	27,682.93	
22/03/2021	BTISS M02644117 13	200.00		27,482.93	27,482.93	
31/03/2021	MACQUARIE CMA INTEREST PAID INTR 73		3.74	27,486.67	27,482.93	3.74
06/04/2021	LaTrobe Fund 12m Interest MAR 4.35 50		554.18	28,040.85		
06/04/2021	LaTrobe Fund CLA Interest MAR 0.85 50		112.25	28,153.10	27,486.67	666.43
09/04/2021	LaTrobe Fund PMO Rebated Fees MAR 50		63.70	28,216.80	28,153.10	63.70
16/04/2021	R/P TO AUST ADVICE NETWORK PTY LTD-REVEN DT	125.00		28,091.80		
16/04/2021	TRANSACT FUNDS TFR TO PDK FINANCIAL SYNE TD	2,640.00		25,451.80	25,451.80	
20/04/2021	BTISS M02644117 13	200.00		25,251.80	25,451.80	(200.00)
21/04/2021	BGC INDUSTRIAL C BGC B.E Super Q3 50		20,000.00	45,251.80		
21/04/2021	BGC INDUSTRIAL C BGC C.E Super Q/3 50		20,000.00	65,251.80	65,251.80	
27/04/2021	ATO ATO001000014974951 50		2,458.13	67,709.93	67,709.93	
30/04/2021	MACQUARIE CMA INTEREST PAID INTR 73		3.92	67,713.85	67,709.93	3.92
04/05/2021	LaTrobe Fund CLA Interest APR 0.85 50		83.84	67,797.69		
04/05/2021	LaTrobe Fund 12m Interest APR 4.35 50		536.30	68,333.99	68,333.99	
10/05/2021	LaTrobe Fund PMO Rebated Fees APR 50		61.64	68,395.63	68,395.63	

Ellison Executive Superannuation Fund
Bank Statement Report

For The Period 01 July 2020 to 30 June 2021

Date	Description	Debit \$	Credit \$	Ledger Balance \$	Statement Balance \$	Variance \$
18/05/2021	R/P TO AUST ADVICE NETWORK PTY LTD-REVEN DT	125.00		68,270.63	68,270.63	
20/05/2021	BTISS M02644117 13	200.00		68,070.63	68,070.63	
28/05/2021	Panorama 9282796 262-786 121243687 13	25,000.00		43,070.63	68,070.63	(25,000.00)
31/05/2021	MACQUARIE CMA INTEREST PAID INTR 73		6.54	43,077.17	43,070.63	6.54
03/06/2021	LaTrobe Fund CLA Interest MAY 0.85 50		86.63	43,163.80		
03/06/2021	LaTrobe Fund 12m Interest MAY 4.35 50		554.18	43,717.98	43,717.98	
11/06/2021	LaTrobe Fund PMO Rebated Fees MAY 50		63.70	43,781.68	43,717.98	63.70
18/06/2021	R/P TO AUST ADVICE NETWORK PTY LTD-REVEN DT	125.00		43,656.68	43,656.68	
21/06/2021	BPAY TO TAX OFFICE PAYMENTS BP	792.20		42,864.48		
21/06/2021	BPAY TO TAX OFFICE PAYMENTS BP	1,087.25		41,777.23		
21/06/2021	TRANSACT FUNDS TFR TO B & C M ELLISON TD	4,930.00		36,847.23	36,847.23	
22/06/2021	Panorama 7328654 262-786 121243687 13	200.00		36,647.23	36,647.23	
30/06/2021	MACQUARIE CMA INTEREST PAID INTR 73		4.03	36,651.26	36,651.26	
30/06/2021	CLOSING BALANCE			36,651.26	36,651.26	
		<u>168,349.45</u>	<u>191,892.92</u>			

Ellison Executive Superannuation Fund
Bank Statement Report

For The Period 01 July 2020 to 30 June 2021

Chart Code: 60400 / RaboDirect Savings A

Account Name: RaboDirect Savings Account ***3700-00

BSB and Account Number: 142201 354370000

Opening Balance - **Total Debits** + **Total Credits** = **Closing Balance**
 \$ 32.91 \$ 0.16 \$ 33.07

Data Feed Used
 BGL Bank Data Service

Date	Description	Debit \$	Credit \$	Ledger Balance \$	Statement Balance \$	Variance \$
01/07/2020	Opening Balance			32.91	32.91	
31/07/2020	Credit Interest AA19108J0F1Y [Declared Interest]		0.02	32.93	32.93	
31/08/2020	Credit Interest AA19108J0F1Y [Declared Interest]		0.02	32.95	32.95	
30/09/2020	Credit Interest AA19108J0F1Y [Declared Interest]		0.02	32.97	32.97	
30/10/2020	Credit Interest AA19108J0F1Y [Declared Interest]		0.02	32.99	32.99	
30/11/2020	Credit Interest AA19108J0F1Y [Declared Interest]		0.01	33.00	33.00	
31/12/2020	Credit Interest AA19108J0F1Y [Declared Interest]		0.01	33.01	33.01	
29/01/2021	Credit Interest AA19108J0F1Y [Declared Interest]		0.01	33.02	33.02	
26/02/2021	Credit Interest AA19108J0F1Y [Declared Interest]		0.01	33.03	33.03	
31/03/2021	Credit Interest AA19108J0F1Y [Declared Interest]		0.01	33.04	33.04	
30/04/2021	Credit Interest AA19108J0F1Y [Declared Interest]		0.01	33.05	33.05	
31/05/2021	Credit Interest AA19108J0F1Y [Declared Interest]		0.01	33.06	33.06	
30/06/2021	Credit Interest AA19108J0F1Y [Declared Interest]		0.01	33.07	33.07	
30/06/2021	CLOSING BALANCE			33.07	33.07	
			0.16			

Ellison Executive Superannuation Fund
Bank Statement Report

For The Period 01 July 2020 to 30 June 2021

Chart Code: 60400 / RobaDirect Premium S

Account Name: RobaDirect Premium Saver ***3700-10

BSB and Account Number:

Opening Balance	-	Total Debits	+	Total Credits	=	Closing Balance	Data Feed Used
\$ 48.66				\$ 0.02		\$ 48.68	

Date	Description	Debit	Credit	Ledger Balance	Statement Balance	Variance
		\$	\$	\$	\$	\$
01/07/2020	Opening Balance			48.66		
31/07/2020	Credit Interest AA19108Q5WF1		0.01	48.67		
31/08/2020	Credit Interest AA19108Q5WF1		0.01	48.68		
30/06/2021	CLOSING BALANCE			48.68		
			<u>0.02</u>			

Transaction account history - Cash

Settlement date	Trade date	Transaction type	Description	Quantity	Debit \$	Credit \$	Balance \$
Opening balance as at 22 May 2021							\$0.00
22 May 2021	22 May 2021	Transfer-in	Your Wrap Transaction Account balance (including income) has been withdrawn from your account in Wrap and deposited into a new BT Cash Management Account (CMA) issued by Westpac Banking Corporation (ABN 33 007 457 141, AFSL and Credit Licence number 233714). Your CMA had a zero opening balance and was credited with the Wrap Transaction Account balance (including income).			\$34,061.47	\$34,061.47
28 May 2021	28 May 2021	Deposit	Direct Debit Deposit from ELLISON EXECUTIVE SUPER FUND			\$25,000.00	\$59,061.47
31 May 2021	31 May 2021	Income	Interest payment for Cash Management Account			\$0.11	\$59,061.58
1 Jun 2021	28 May 2021	Buy	Buy 396 Ramsay Health Care Limited (RHC) @ \$62.84. Transaction fee \$27.37.	396.0000	\$24,911.41		\$34,150.17
3 Jun 2021	3 Jun 2021	Expense	Administration fee for the period 22/05/2021 to 31/05/2021		\$36.74		\$34,113.43
3 Jun 2021	3 Jun 2021	Expense	Custodial holdings option fee for the period 22/05/2021 to 31/05/2021		\$8.22		\$34,105.21
7 Jun 2021	3 Jun 2021	Buy	Buy 4,114 SYD Airport Stapled Us Prohibit. (SYD) @ \$6.07. Transaction fee \$27.47.	4,114.0000	\$24,999.45		\$9,105.76
7 Jun 2021	7 Jun 2021	Expense	Advice fee for the period 22/05/2021 to 31/05/2021		\$41.10		\$9,064.66
15 Jun 2021	4 Jun 2021	Income	Dividend 192 Comm Bank Perls Cap Note 3-Bbsw+3.40% Perp No (CBAPG) @ \$0.6064			\$116.43	\$9,181.09
21 Jun 2021	21 Jun 2021	Deposit	Direct Debit Deposit from ELLISON EXECUTIVE SUPER FUND			\$200.00	\$9,381.09
25 Jun 2021	22 May 2021	Income	Dividend 799 Westpac Banking Corporation (WBC) @ \$0.58			\$463.42	\$9,844.51

Transaction account history - Cash

Settlement date	Trade date	Transaction type	Description	Quantity	Debit \$	Credit \$	Balance \$
28 Jun 2021	17 Jun 2021	Insurance premium	Insurance premium - Term Life		\$1,357.40		\$8,487.11
30 Jun 2021	30 Jun 2021	Income	Interest payment for Cash Management Account			\$0.14	\$8,487.25
1 Jul 2021	22 May 2021	Income	Dividend 781 ANZ Banking Grp Ltd (ANZ) @ \$0.70			\$546.70	\$9,033.95
2 Jul 2021	22 May 2021	Income	Dividend 1,045 National Australia Bank Limited (NAB) @ \$0.60			\$627.00	\$9,660.95
5 Jul 2021	11 Jun 2021	Income	Dividend 1,243 Cimic Group Limited (CIM) @ \$0.60			\$745.80	\$10,406.75
16 Jul 2021	30 Jun 2021	Income	Distribution 1,355.6300 Fidelity Australian Equities Fund (FID0008AU) @ \$1.389260			\$1,883.32	\$12,290.07
31 Aug 2021	29 Jun 2021	Income	Dividend 4,451 Stockland (Stapled Security) (SGP) @ \$0.133			\$591.98	\$12,882.05
Subtotal					\$51,354.32	\$64,236.37	

Closing balance as at 30 Jun 2021

\$12,882.05

Transactions are reflected in this statement as at the date the transaction occurred. Dividends or distributions may not be reflected in this statement until they are credited to your account. This statement may not include other recent transactions that have not been processed.

Withholding tax transactions, that apply to dividends or distributions that are not settled at the time of statement generation, are not included in this statement and can be viewed online when the year-end tax transaction is finalised.

Portfolio valuation

Transaction account

	Balance \$	Total portfolio %
Transaction account	\$8,487.25	1.42%
Total transaction account balance	\$8,487.25	1.42%

Listed securities

Investments	Quantity	Last price \$	Market value \$	Total portfolio %
ANZ • ANZ Banking Grp Ltd	781	\$28.15	\$21,985.15	3.67%
BHP • BHP Group Limited	802	\$48.57	\$38,953.14	6.50%
CBAPG • Comm Bank Perls Cap Note 3-Bbsw+3.40% Perp Non-Cum Red T-04-25	192	\$104.00	\$19,968.00	3.33%
CGF • Challenger Limited	11,815	\$5.41	\$63,919.15	10.68%
CIM • Cimic Group Limited	1,243	\$19.78	\$24,586.54	4.10%
EDV • Endeavour Group Limited	200	\$6.29	\$1,258.00	0.21%
MVW • Vaneck Equal Weight ETF Units	1,622	\$33.16	\$53,785.52	8.98%
NAB • National Australia Bank Limited	1,045	\$26.22	\$27,399.90	4.57%
ORG • Origin Energy Limited	5,389	\$4.51	\$24,304.39	4.06%
PPT • Perpetual Limited	1,445	\$40.05	\$57,872.25	9.66%
QBE • QBE Insurance Group Limited	1,181	\$10.79	\$12,742.99	2.13%
RHC • Ramsay Health Care Limited	396	\$62.95	\$24,928.20	4.16%
SGP • Stockland (Stapled Security)	4,451	\$4.66	\$20,741.66	3.46%
SGR • The Star Entertainment Group Limited	5,928	\$3.69	\$21,874.32	3.65%
SYD • SYD Airport Stapled Us Prohibit.	4,114	\$5.79	\$23,820.06	3.98%
TLS • Telstra Corporation Limited	13,284	\$3.76	\$49,947.84	8.34%
WBC • Westpac Banking Corporation	799	\$25.81	\$20,622.19	3.44%
WOW • Woolworths Group Limited	200	\$38.13	\$7,626.00	1.27%
WPL • Woodside Petroleum Limited	762	\$22.21	\$16,924.02	2.83%
Total listed securities balance			\$533,259.32	89.02%

**BT Wrap Open
Cash Account Statement
1-Jul-2020 to 30-Jun-2021**

Ellison Executive Superannuation Fu
C/- Mrs C M Ellison
PO Box 574
PROSPECT EAST SA 5082

Investor name
Ellison Executive Superannuation Fu
Investor number
M02644117
Product type
Investment
Adviser name
INSURE INVEST AUSTRALIAN ADVICE NETWORK P/L
Adviser phone number
08 83633366

Investment Summary

Opening balance as at 1-Jul-2020	\$ 30,551.93
Closing balance as at 30-Jun-2021	\$ 0.00

Transaction Details

Effective Date	Transaction Type ^	Transaction Details	Deposits (\$)	Withdrawals (\$)	Balance (\$)
1-Jul-2020	Opening Balance				30,551.93
1 Jul 2020	Interest		1.08		30,553.01
1 Jul 2020	Account Keeping Fee	for the period 01 Jun 2020 to 30 Jun 2020		-107.84	30,445.17
1 Jul 2020	Ongoing Adviser Fee	for the period 01 Jun 2020 to 30 Jun 2020		-122.95	30,322.22
2 Jul 2020	Dividend	SGR ITM DIV	622.44		30,944.66
3 Jul 2020	Dividend	NAB INTERIM DIV	245.10		31,189.76
15 Jul 2020	Corporate Actions	CGF CHALLENGER LIMITED		-8,000.00	23,189.76
17 Jul 2020	Trade	Purchase of 657.00 units of Cimic Group Ltd @ \$22.8453		-15,012.03	8,177.73
20 Jul 2020	Regular Deposit		200.00		8,377.73
24 Jul 2020	Dividend	MVW DST	827.22		9,204.95
31 Jul 2020	Ins Premium Term Life			-575.91	8,629.04
3 Aug 2020	Cash Bank Direct	CHALLENGER LTD	3.68		8,632.72
4 Aug 2020	Account Keeping Fee	for the period 01 Jul 2020 to 31 Jul 2020		-112.14	8,520.58
4 Aug 2020	Ongoing Adviser Fee	for the period 01 Jul 2020 to 31 Jul 2020		-127.05	8,393.53
14 Aug 2020	Cash		20,000.00		28,393.53

**BT Wrap Open
Cash Account Statement
1-Jul-2020 to 30-Jun-2021**

Transaction Details

Effective Date	Transaction Type ^	Transaction Details	Deposits (\$)	Withdrawals (\$)	Balance (\$)
18 Aug 2020	Corporate Actions	PPT PERPETUAL LIMITED		-20,000.00	8,393.53
20 Aug 2020	Regular Deposit		200.00		8,593.53
20 Aug 2020	Expense Recovery - Legislative			-3.67	8,589.86
31 Aug 2020	Dividend	STOCKLAND LTD	471.81		9,061.67
31 Aug 2020	Ins Premium Term Life			-575.91	8,485.76
1 Sep 2020	Account Keeping Fee	for the period 01 Aug 2020 to 31 Aug 2020		-113.67	8,372.09
1 Sep 2020	Ongoing Adviser Fee	for the period 01 Aug 2020 to 31 Aug 2020		-127.05	8,245.04
8 Sep 2020	Cash Bank Direct	PERPETUAL LIMITE	1,789.70		10,034.74
15 Sep 2020	Dividend	PERLS X DST	118.56		10,153.30
18 Sep 2020	Dividend	Woodside	276.20		10,429.50
21 Sep 2020	Regular Deposit		200.00		10,629.50
22 Sep 2020	Dividend	BHP GROUP DIV	605.16		11,234.66
24 Sep 2020	Dividend	TLS FNL DIV	804.00		12,038.66
25 Sep 2020	Dividend	QBE DIVIDEND	47.24		12,085.90
25 Sep 2020	Dividend	PPT FNL DIV	722.50		12,808.40
30 Sep 2020	Ins Premium Term Life			-678.70	12,129.70
30 Sep 2020	Dividend	ANZ DIVIDEND	195.25		12,324.95
1 Oct 2020	Interest		0.35		12,325.30
1 Oct 2020	Account Keeping Fee	for the period 01 Sep 2020 to 30 Sep 2020		-110.06	12,215.24
1 Oct 2020	Ongoing Adviser Fee	for the period 01 Sep 2020 to 30 Sep 2020		-122.95	12,092.29
2 Oct 2020	Dividend	Origin Energy	109.70		12,201.99
6 Oct 2020	Dividend	WOW FNL DIV	96.00		12,297.99
20 Oct 2020	Regular Deposit		200.00		12,497.99
30 Oct 2020	Ins Premium Term Life			-678.70	11,819.29
2 Nov 2020	Account Keeping Fee	for the period 01 Oct 2020 to 31 Oct 2020		-114.48	11,704.81
2 Nov 2020	Ongoing Adviser Fee	for the period 01 Oct 2020 to 31 Oct 2020		-127.05	11,577.76
20 Nov 2020	Regular Deposit		200.00		11,777.76

**BT Wrap Open
Cash Account Statement
1-Jul-2020 to 30-Jun-2021**

Transaction Details

Effective Date	Transaction Type ^	Transaction Details	Deposits (\$)	Withdrawals (\$)	Balance (\$)
30 Nov 2020	Ins Premium Term Life			-678.70	11,099.06
1 Dec 2020	Account Keeping Fee	for the period 01 Nov 2020 to 30 Nov 2020		-115.24	10,983.82
1 Dec 2020	Ongoing Adviser Fee	for the period 01 Nov 2020 to 30 Nov 2020		-122.95	10,860.87
10 Dec 2020	Dividend	NAB FINAL DIV	313.50		11,174.37
15 Dec 2020	Dividend	PERLS X DST	117.04		11,291.41
16 Dec 2020	Dividend	ANZ DIVIDEND	273.35		11,564.76
18 Dec 2020	Dividend	WBC DIVIDEND	247.69		11,812.45
21 Dec 2020	Regular Deposit		200.00		12,012.45
31 Dec 2020	Ins Premium Term Life			-678.70	11,333.75
1 Jan 2021	Interest		0.29		11,334.04
4 Jan 2021	Account Keeping Fee	for the period 01 Dec 2020 to 31 Dec 2020		-123.21	11,210.83
4 Jan 2021	Ongoing Adviser Fee	for the period 01 Dec 2020 to 31 Dec 2020		-127.05	11,083.78
19 Jan 2021	Dividend	MVW DST	681.24		11,765.02
20 Jan 2021	Regular Deposit		200.00		11,965.02
29 Jan 2021	Ins Premium Term Life			-678.70	11,286.32
1 Feb 2021	Account Keeping Fee	for the period 01 Jan 2021 to 31 Jan 2021		-124.35	11,161.97
1 Feb 2021	Ongoing Adviser Fee	for the period 01 Jan 2021 to 31 Jan 2021		-127.40	11,034.57
22 Feb 2021	Regular Deposit		200.00		11,234.57
26 Feb 2021	Dividend	STOCKLAND LTD	502.96		11,737.53
26 Feb 2021	Ins Premium Term Life			-678.70	11,058.83
1 Mar 2021	Account Keeping Fee	for the period 01 Feb 2021 to 28 Feb 2021		-112.82	10,946.01
1 Mar 2021	Ongoing Adviser Fee	for the period 01 Feb 2021 to 28 Feb 2021		-115.07	10,830.94
10 Mar 2021	Cash		30,000.00		40,830.94
15 Mar 2021	Cash		80,000.00		120,830.94
15 Mar 2021	Dividend	PERLS X DST	113.28		120,944.22
16 Mar 2021	Trade	Purchase of 4292.00 units of Origin Energy @ \$4.6679		-20,037.23	100,906.99

**BT Wrap Open
Cash Account Statement
1-Jul-2020 to 30-Jun-2021**

Transaction Details

Effective Date	Transaction Type ^	Transaction Details	Deposits (\$)	Withdrawals (\$)	Balance (\$)
16 Mar 2021	Trade	Purchase of 3234.00 units of Telstra Corporation. @ \$3.0962		-10,015.89	90,891.10
17 Mar 2021	Trade	Application of 1355.63 units of Fidelity Australian Equities Fund @ \$36.8832		-50,000.00	40,891.10
20 Mar 2021	Regular Deposit		200.00		41,091.10
23 Mar 2021	Dividend	BHP GROUP DIV	1,051.70		42,142.80
23 Mar 2021	Dividend	CHALLENGER LTD	1,122.43		43,265.23
24 Mar 2021	Dividend	Woodside	116.56		43,381.79
26 Mar 2021	Dividend	PPT ITM DIV	1,213.80		44,595.59
26 Mar 2021	Dividend	TLS ITM DIV	804.00		45,399.59
26 Mar 2021	Dividend	Origin Energy	137.13		45,536.72
31 Mar 2021	Ins Premium Term Life			-678.70	44,858.02
1 Apr 2021	Interest		0.48		44,858.50
1 Apr 2021	Account Keeping Fee	for the period 01 Mar 2021 to 31 Mar 2021		-130.73	44,727.77
1 Apr 2021	Ongoing Adviser Fee	for the period 01 Mar 2021 to 31 Mar 2021		-127.40	44,600.37
12 Apr 2021	Distribution	Fidelity Aust Eqts Fd (WA) FID0008AU	69.02		44,669.39
14 Apr 2021	Dividend	WOW ITM DIV	106.00		44,775.39
20 Apr 2021	Regular Deposit		200.00		44,975.39
23 Apr 2021	Trade	Purchase of 586.00 units of Cimic Group Ltd @ \$17.0620		-10,001.00	34,974.39
30 Apr 2021	Ins Premium Term Life			-678.70	34,295.69
3 May 2021	Account Keeping Fee	for the period 01 Apr 2021 to 30 Apr 2021		-132.29	34,163.40
3 May 2021	Ongoing Adviser Fee	for the period 01 Apr 2021 to 30 Apr 2021		-123.29	34,040.11
20 May 2021	Regular Deposit		200.00		34,240.11
22 May 2021	Account Keeping Fee	for the period 01 May 2021 to 21 May 2021		-92.88	34,147.23
22 May 2021	Ongoing Adviser Fee	for the period 01 May 2021 to 21 May 2021		-86.30	34,060.93
22 May 2021	Interest		0.54		34,061.47

**BT Wrap Open
Cash Account Statement
1-Jul-2020 to 30-Jun-2021**

Transaction Details

Effective Date	Transaction Type ^	Transaction Details	Deposits (\$)	Withdrawals (\$)	Balance (\$)
22 May 2021	Migration to Panorama Transfer			-34,061.47	0.00
30-Jun-2021	Closing Balance				0.00

^Adviser Initial Establishment Fee, Additional Deposit Fee, Regular Savings Fee are collectively referred to as Adviser Contribution Fees in the Investor Guide.

Please note:

If you have elected to receive cash distributions, they will be credited to your Cash Account once they are received from the fund manager. This statement may not include recent transactions that have not been processed. Issued by BT Portfolio Services Ltd ABN 73 095 055 208 ('BTPS'). The information contained in this statement is given in good faith and has been derived from sources believed to be accurate at the report request date. However, it is general information only and should not be considered a comprehensive statement on any matter nor relied upon as such. No company in the Westpac Group nor any of their related entities, employees or directors gives any warranty of reliability or accuracy or accepts any responsibility arising in any other way including by reason of negligence for errors or omissions. This disclaimer is subject to any requirement of the law.

Business Optimiser statement



4294967197

THE ACCOUNTANT
BARRY ELLISON AND CHRISTINE ELLISON ATF ELLISON
EXECUTIVE SUPER FUND
PO BOX 574
PROSPECT EAST SA 5082

046

BSB number: 923 100

Business Optimiser number: 60498005

Statement number: 36

Statement from: 01/04/2021 to 30/06/2021



Need to update

your details?

You can update your address, phone number or email easily by giving us a call on 133 464 or log in at ing.com.au

Balance

Opening balance	Total money in	Total money out	Closing balance
\$269.40	\$0.00	\$0.00	\$269.46

Transactions

Date	Details	Money out \$	Money in \$	Balance \$
30/04/2021	Interest Credit - Receipt 903560		0.02	269.42
31/05/2021	Interest Credit - Receipt 949806		0.02	269.44
30/06/2021	Interest Credit - Receipt 915648		0.02	269.46

Financial Year Summary

Standard Variable rate for the end of statement period: 0.10% p.a.

Total Interest Financial Year to Date: \$0.41

Total Interest for this statement: \$0.06

Tax File Number/ABN/Exemption Provided: Yes

Please check all transactions carefully. If you believe there is an error or unauthorised transaction, or if you have any queries, please call us as soon as possible on 133 464.

Business Optimiser statement



4294967197

THE ACCOUNTANT
BARRY ELLISON AND CHRISTINE ELLISON ATF ELLISON
EXECUTIVE SUPER FUND
PO BOX 574
PROSPECT EAST SA 5082

BSB number: 923 100

Business Optimiser number: 60498005

Statement number: 35

Statement from: 01/01/2021 to 31/03/2021

Need to update your details?

You can update your address, phone number or email easily by giving us a call on 133 464 or log in at ing.com.au



Balance

Opening balance	Total money in	Total money out	Closing balance
\$269.34	\$0.00	\$0.00	\$269.40

Transactions

Date	Details	Money out \$	Money in \$	Balance \$
31/01/2021	Interest Credit - Receipt 937828		0.02	269.36
28/02/2021	Interest Credit - Receipt 950770		0.02	269.38
31/03/2021	Interest Credit - Receipt 933651		0.02	269.40

Standard Variable rate for the end of statement period: 0.10% p.a.

Total Interest Financial Year to Date: \$0.35

Total Interest for this statement: \$0.06

Tax File Number/ABN/Exemption Provided: Yes

Please check all transactions carefully. If you believe there is an error or unauthorised transaction, or if you have any queries, please call us as soon as possible on 133 464.

Business Optimiser statement



002310

THE ACCOUNTANT
BARRY ELLISON AND CHRISTINE ELLISON ATF ELLISON
EXECUTIVE SUPER FUND
PO BOX 574
PROSPECT EAST SA 5082

046

BSB number: 923 100

Business Optimiser number: 60498005

Statement number: 34

Statement from: 01/10/2020 to 31/12/2020

Need to update your details?

You can update your address, phone number or email easily by giving us a call on 133 464 or log in at ing.com.au



Balance

Opening balance	Total money in	Total money out	Closing balance
\$269.23	\$0.00	\$0.00	\$269.34

Transactions

Date	Details	Money out \$	Money in \$	Balance \$
31/10/2020	Interest Credit - Receipt 949798		0.06	269.29
11/11/2020	Int. Rate Changed To .10% p.a.			
30/11/2020	Interest Credit - Receipt 939277		0.03	269.32
31/12/2020	Interest Credit - Receipt 911412		0.02	269.34

Standard Variable rate for the end of statement period: 0.10% p.a.

Total Interest Financial Year to Date: \$0.29

Total Interest for this statement: \$0.11

Tax File Number/ABN/Exemption Provided: Yes

Please check all transactions carefully. If you believe there is an error or unauthorised transaction, or if you have any queries, please call us as soon as possible on 133 464.

Business Optimiser statement



046

4294967197

THE ACCOUNTANT
BARRY ELLISON AND CHRISTINE ELLISON ATF ELLISON
EXECUTIVE SUPER FUND
PO BOX 574
PROSPECT EAST SA 5082

BSB number: 923 100

Business Optimiser number: 60498005

Statement number: 33

Statement from: 01/07/2020 to 30/09/2020

Need to update your details?

You can update your address, phone number or email easily by giving us a call on 133 464 or log in at ing.com.au



Balance

Opening balance	Total money in	Total money out	Closing balance
\$269.05	\$0.00	\$0.00	\$269.23

Transactions

Date	Details	Money out \$	Money in \$	Balance \$
31/07/2020	Interest Credit - Receipt 932819		0.06	269.11
31/08/2020	Interest Credit - Receipt 949844		0.06	269.17
30/09/2020	Interest Credit - Receipt 937996		0.06	269.23

Standard Variable rate for the end of statement period: 0.25% p.a.

Total Interest Financial Year to Date: \$0.18

Total Interest for this statement: \$0.18

Tax File Number/ABN/Exemption Provided: Yes

Please check all transactions carefully. If you believe there is an error or unauthorised transaction, or if you have any queries, please call us as soon as possible on 133 464.



MACQUARIE

Macquarie Cash Management Account

MACQUARIE BANK LIMITED
ABN 46 008 583 542 AFSL 237502enquiries 1800 806 310
transact@macquarie.com
www.macquarie.com.auGPO Box 2520
Sydney, NSW 2001

046

105226

MR B ELLISON &
MRS C M ELLISON
PO BOX 574
PROSPECT EAST SA 50821 Shelley Street
Sydney, NSW 2000account balance **\$36,651.26**
as at 30 Jun 21account name BARRY ELLISON &
CHRISTINE MARIE ELLISON ATF
ELLISON EXECUTIVE SUPER FUND-PAC
account no. 120594460

transaction	description	debits	credits	balance
31.03.21	OPENING BALANCE			27,486.67
06.04.21	Deposit		LaTrobe Fund 12m Interest MAR 4.35	28,040.85
06.04.21	Deposit		LaTrobe Fund CLA Interest MAR 0.85	28,153.10
09.04.21	Deposit		LaTrobe Fund PMO Rebated Fees MAR	28,216.80
16.04.21	Funds transfer	R/P TO AUST ADVICE NETWORK PTY LTD-REVEN	125.00	28,091.80
16.04.21	Funds transfer	TRANSACT FUNDS TFR TO PDK FINANCIAL SYNE	2,640.00	25,451.80
20.04.21	Direct debit	BTISS M02644117	200.00	25,251.80
21.04.21	Deposit		BGC INDUSTRIAL C BGC B.E Super Q3	45,251.80
21.04.21	Deposit		BGC INDUSTRIAL C BGC C.E Super Q/3	65,251.80
27.04.21	Deposit		ATO ATO001000014974951	67,709.93
30.04.21	Interest		MACQUARIE CMA INTEREST PAID*	67,713.85

how to make a transaction

online
Log in to www.macquarie.com.au/personalby phone
Call 133 275 to make a phone transactiontransfers from another bank account
Transfer funds from another bank to this account:
BSB 182 222
ACCOUNT NO. 120594460deposits using BPay
From another bankBiller code: 20206
Ref: 120 594 460

continued on next



Macquarie Cash Management Account

enquiries 1800 806 310

account name BARRY ELLISON &
CHRISTINE MARIE ELLISON ATF
ELLISON EXECUTIVE SUPER FUND-PAC
account no. 120594460

	transaction	description	debits	credits	balance
22.02.21	Direct debit	BTISS M02644117	200.00		37,103.00
26.02.21	Interest	MACQUARIE CMA INTEREST PAID*		3.40	37,106.40
03.03.21	Deposit	LaTrobe Fund CLA Interest FEB 0.85		143.45	37,249.85
03.03.21	Deposit	LaTrobe Fund 12m Interest FEB 4.35		500.55	37,750.40
10.03.21	Deposit	LaTrobe Fund PMO Rebated Fees FEB		57.53	37,807.93
10.03.21	Direct debit	BTISS M02644117	30,000.00		7,807.93
12.03.21	Deposit	LaTrobe Fund CMO Redemption 220462		100,000.00	107,807.93
15.03.21	Direct debit	BTISS M02644117	80,000.00		27,807.93
18.03.21	Funds transfer	R/P TO AUST ADVICE NETWORK PTY LTD-REVEN	125.00		27,682.93
22.03.21	Direct debit	BTISS M02644117	200.00		27,482.93
31.03.21	Interest	MACQUARIE CMA INTEREST PAID*		3.74	27,486.67
		CLOSING BALANCE AS AT 31 MAR 21	110,975.00	102,264.10	27,486.67

* Interest rate for the period 1 January to 3 January: 0.27% pa (3 days); 4 January to 31 March: 0.12% pa (87 days)

continued on next



MACQUARIE

Macquarie Cash Management Account

MACQUARIE BANK LIMITED
ABN 46 008 583 542 AFSL 237502enquiries 1800 806 310
transact@macquarie.com
www.macquarie.com.auGPO Box 2520
Sydney, NSW 2001

046 33080

MR B ELLISON &
MRS C M ELLISON
PO BOX 574
PROSPECT EAST SA 50821 Shelley Street
Sydney, NSW 2000account balance **\$27,486.67**
as at 31 Mar 21account name BARRY ELLISON &
CHRISTINE MARIE ELLISON ATF
ELLISON EXECUTIVE SUPER FUND-PAC
account no. 120594460

transaction	description	debits	credits	balance
31.12.20	OPENING BALANCE			36,197.57
06.01.21	Deposit LaTrobe Fund CLA Interest DEC 0.85		158.39	36,355.96
06.01.21	Deposit LaTrobe Fund 12m Interest DEC 4.35		552.66	36,908.62
08.01.21	Deposit LaTrobe Fund PMO Rebated Fees DEC		63.52	36,972.14
18.01.21	Funds transfer R/P TO AUST ADVICE NETWORK PTY LTD-REVEN	125.00		36,847.14
20.01.21	Direct debit BTISS M02644117	200.00		36,647.14
29.01.21	Interest MACQUARIE CMA INTEREST PAID*		4.16	36,651.30
03.02.21	Deposit LaTrobe Fund CLA Interest JAN 0.85		158.82	36,810.12
03.02.21	Deposit LaTrobe Fund 12m Interest JAN 4.35		554.18	37,364.30
10.02.21	Deposit LaTrobe Fund PMO Rebated Fees JAN		63.70	37,428.00
18.02.21	Funds transfer R/P TO AUST ADVICE NETWORK PTY LTD-REVEN	125.00		37,303.00

how to make a transaction

online
Log in to www.macquarie.com.au/personalby phone
Call 133 275 to make a phone transactiontransfers from another bank account
Transfer funds from another bank to this account:
BSB 182 222
ACCOUNT NO. 120594460deposits using BPay
From another bankBiller code: 20206
Ref: 120 594 460

continued on next



Macquarie Cash Management Account

enquiries 1800 806 310

account name BARRY ELLISON &
CHRISTINE MARIE ELLISON ATF
ELLISON EXECUTIVE SUPER FUND-PAC
account no. 120594460

transaction	description	debits	credits	balance
10.11.20	Deposit		LaTrobe Fund PMO Rebated Fees OCT 63.52	36,027.96
18.11.20	Funds transfer	R/P TO AUST ADVICE NETWORK PTY LTD-REVEN 125.00		35,902.96
20.11.20	Direct debit	BTISS M02644117 200.00		35,702.96
02.12.20	Interest	REBATE OF ADVISER COMMISSION	7.17	35,710.13
02.12.20	Deposit	LaTrobe Fund CLA Interest NOV 1.05	189.34	35,899.47
02.12.20	Deposit	LaTrobe Fund 12m Interest NOV 4.50	553.28	36,452.75
10.12.20	Deposit	LaTrobe Fund PMO Rebated Fees NOV	61.48	36,514.23
18.12.20	Funds transfer	R/P TO AUST ADVICE NETWORK PTY LTD-REVEN 125.00		36,389.23
21.12.20	Direct debit	BTISS M02644117 200.00		36,189.23
31.12.20	Interest	MACQUARIE CMA INTEREST PAID*	8.34	36,197.57
	CLOSING BALANCE AS AT 31 DEC 20	975.00	5,957.86	36,197.57

* Interest rate for the period 1 October to 30 November: balances \$0.00 to \$4,999.99 earned 0.00% balances \$5,000.00 and above earned 0.00% pa (61 days); 1 December to 31 December: 0.27% pa (31 days)

continued on next



MACQUARIE

Macquarie Cash Management Account

MACQUARIE BANK LIMITED
ABN 46 008 583 542 AFSL 237502enquiries 1800 806 310
transact@macquarie.com
www.macquarie.com.auGPO Box 2520
Sydney, NSW 2001

046

102200

MR B ELLISON &
MRS C M ELLISON
PO BOX 574
PROSPECT EAST SA 50821 Shelley Street
Sydney, NSW 2000account balance **\$36,197.57**
as at 31 Dec 20account name BARRY ELLISON &
CHRISTINE MARIE ELLISON ATF
ELLISON EXECUTIVE SUPER FUND-PAC
account no. 120594460

transaction	description	debits	credits	balance
30.09.20	OPENING BALANCE			31,214.71
02.10.20	Interest REBATE OF ADVISER COMMISSION		6.43	31,221.14
05.10.20	Deposit LaTrobe Fund CLA Interest SEP 1.30		181.15	31,402.29
05.10.20	Deposit LaTrobe Fund 12m Interest SEP 4.50		737.70	32,139.99
09.10.20	Deposit LaTrobe Fund PMO Rebated Fees SEP		81.97	32,221.96
16.10.20	Funds transfer R/P TO AUST ADVICE NETWORK PTY LTD-REVEN	125.00		32,096.96
20.10.20	Direct debit BTISS M02644117	200.00		31,896.96
03.11.20	Interest REBATE OF ADVISER COMMISSION		6.78	31,903.74
05.11.20	Deposit LaTrobe Fund CLA Interest OCT 1.05		195.66	32,099.40
05.11.20	Deposit LaTrobe Fund 12m Interest OCT 4.50		571.72	32,671.12
09.11.20	Deposit BGC INDUSTRIAL C QS-1A		3,293.32	35,964.44

how to make a transaction

online
Log in to www.macquarie.com.au/personalby phone
Call 133 275 to make a phone transactiontransfers from another bank account
Transfer funds from another bank to this account:
BSB 182 222
ACCOUNT NO. 120594460deposits using BPay
From another bankBiller code: 20206
Ref: 120 594 460

continued on next



Macquarie Cash Management Account

enquiries 1800 806 310

account name BARRY ELLISON &
CHRISTINE MARIE ELLISON ATF
ELLISON EXECUTIVE SUPER FUND-PAC
account no. 120594460

transaction	description	debits	credits	balance
	CLOSING BALANCE AS AT 30 SEP 20	20,975.00	39,081.92	31,214.71

* Stepped interest rates for the period 1 July to 30 September: balances \$0.00 to \$4,999.99 earned 0.05%
balances \$5,000.00 and above earned 0.05% pa (92 days)



Macquarie Cash Management Account

MACQUARIE BANK LIMITED
ABN 46 008 583 542 AFSL 237502

enquiries 1800 806 310
transact@macquarie.com
www.macquarie.com.au

GPO Box 2520
Sydney, NSW 2001



046 32104

MR B ELLISON &
MRS C M ELLISON
PO BOX 574
PROSPECT EAST SA 5082

1 Shelley Street
Sydney, NSW 2000

account balance **\$31,214.71**
as at 30 Sep 20

account name BARRY ELLISON &
CHRISTINE MARIE ELLISON ATF
ELLISON EXECUTIVE SUPER FUND-PAC
account no. 120594460

transaction	description	debits	credits	balance
30.06.20	OPENING BALANCE			13,107.79
02.07.20	Interest REBATE OF ADVISER COMMISSION		4.84	13,112.63
03.07.20	Deposit LaTrobe Fund 48h Interest JUN 1.60		118.03	13,230.66
03.07.20	Deposit LaTrobe Fund 12m Interest JUN 4.70		1,155.74	14,386.40
14.07.20	Deposit LaTrobe Fund PMO Rebated Fees JUN		122.95	14,509.35
17.07.20	Funds transfer R/P TO AUST ADVICE NETWORK PTY LTD-REVEN	125.00		14,384.35
20.07.20	Direct debit BTISS M02644117	200.00		14,184.35
31.07.20	Interest MACQUARIE CMA INTEREST PAID*		0.63	14,184.98
31.07.20	Deposit BGC INDUSTRIAL C BGC - Q-1		10,000.00	24,184.98
04.08.20	Interest REBATE OF ADVISER COMMISSION		3.09	24,188.07
05.08.20	Deposit LaTrobe Fund CLA Interest JUL 1.30		99.10	24,287.17

how to make a transaction

online
Log in to www.macquarie.com.au/personal

by phone
Call 133 275 to make a phone transaction

transfers from another bank account
Transfer funds from another bank to this account:
BSB 182 222
ACCOUNT NO. 120594460

deposits using BPay
From another bank



Bill code: 20206
Ref: 120 594 460

continued on next



HISA Statement

The Trustees
Barry Ellison & Christine Ellison ATF Ellison Executive
Superannuation Fund
PO Box 574
PROSPECT EAST SA 5082

Address Rabobank Online Savings
GPO Box 4715
Sydney NSW 2001
Telephone 1800 445 445
Fax 1800 121 615
E-mail clientservicesAU@rabobank.com
Website www.Rabobank.com.au

Statement Period 01-07-2020 to 30-06-2021
Statement Date 07-07-2021
Account Name Ellison Executive Superannuation Fund

Account Type HISA
Account Number 142-201-3543700-00

Date	Transaction Details	Debit	Credit	Balance
01-07-2020	Opening balance			32.91
31-07-2020	Credit Interest		0.02	32.93
31-08-2020	Credit Interest		0.02	32.95
30-09-2020	Credit Interest		0.02	32.97
31-10-2020	Credit Interest		0.02	32.99
30-11-2020	Credit Interest		0.01	33.00
31-12-2020	Credit Interest		0.01	33.01
31-01-2021	Credit Interest		0.01	33.02
28-02-2021	Credit Interest		0.01	33.03
31-03-2021	Credit Interest		0.01	33.04
30-04-2021	Credit Interest		0.01	33.05
31-05-2021	Credit Interest		0.01	33.06
30-06-2021	Credit Interest		0.01	33.07



Rabobank

PremiumSaver Statement

The Trustees
 Barry Ellison & Christine Ellison ATF Ellison Executive
 Superannuation Fund
 PO Box 574
 PROSPECT EAST SA 5082

Address Rabobank Online Savings
 GPO Box 4715
 Sydney NSW 2001
Telephone 1800 445 445
Fax 1800 121 615
E-mail clientservicesAU@rabobank.com
Website www.Rabobank.com.au

Statement Period 01-07-2020 to 30-06-2021
Statement Date 07-07-2021
Account Name Ellison Executive Superannuation Fund

Account Type PremiumSaver
Account Number 142-201-3543700-10

Date	Transaction Details	Debit	Credit	Balance
01-07-2020	Opening balance			48.66
31-07-2020	Credit Interest		0.01	48.67
31-08-2020	Credit Interest		0.01	48.68
30-06-2021	Closing balance			48.68

61800 - Distributions Receivable

2021 Financial Year

Preparer Kelly Fu

Reviewer Kelly Fu

Status Completed

Account Code	Description	CY Balance	LY Balance	Change
FID0008AU	Fidelity Aust Equities Fd	\$1,883.32		100%
MVW.AX	Vaneck Vectors Australian Equal Weight Etf	\$551.48	\$827.22	(33.33)%
SGP.AX	Stockland	\$591.98	\$653.59	(9.43)%
TOTAL		CY Balance	LY Balance	
		\$3,026.78	\$1,480.81	

Supporting Documents

- General Ledger [Report](#)
- 61800 - BT Distribution receivable 2021.pdf

Standard Checklist

- Review aging of amounts receivable and comment on any delay in payment.

Ellison Executive Superannuation Fund
General Ledger

As at 30 June 2021

Transaction Date	Description	Units	Debit	Credit	Balance \$
Distributions Receivable (61800)					
<u>Fidelity Aust Equities Fd (FID0008AU)</u>					
30/06/2021			1,883.32		1,883.32 DR
			1,883.32		1,883.32 DR
<u>Vaneck Vectors Australian Equal Weight Etf (MVW.AX)</u>					
01/07/2020	Opening Balance				827.22 DR
24/07/2020	Dividend MVW DST			827.22	0.00 DR
30/06/2021			551.48		551.48 DR
			551.48	827.22	551.48 DR
<u>Stockland (SGP.AX)</u>					
01/07/2020	Opening Balance				653.59 DR
31/08/2020	Dividend STOCKLAND LTD [Amount Receivable]			653.59	0.00 DR
30/06/2021			591.98		591.98 DR
			591.98	653.59	591.98 DR

Total Debits: 3,026.78

Total Credits: 1,480.81

Distributions schedule - summary

Description	Total distribution \$	Less 2020 entitlement ¹ \$	Add 2021 entitlement ² \$	Total income ³ \$
FID0008AU Fidelity Australian Equities Fund	0.00	0.00	1,883.32	1,883.32
MVW Vaneck Australian Equal Weight ETF	0.00	0.00	551.48	551.48
ST.STPLD Stockland Trust (Stapled Security Underlying)	0.00	0.00	591.99	591.99
Total	\$0.00	\$0.00	\$3,026.79	\$3,026.79

1. Income you received during the year ended 30 June 2021 which was included in your 30 June 2020 tax return.

2. Income you received after 30 June 2021 which is required to be included in your 30 June 2021 tax return.

3. Total distribution amount shown in the following 'Distributions schedule - detail'.

Please refer to "Distributions schedule - detail" on the following pages for more detailed information by security.

Income from trusts has been recorded on an attribution basis for AMITs, and on a present entitlement basis for non-AMITs. Income components have been calculated based on amounts advised by the relevant fund managers.

73000 - Hybrid Securities (Swaps, futures contracts, Options.)

2021 Financial Year

Preparer Kelly Fu

Reviewer Kelly Fu

Status Completed

Account Code	Description	CY Units	CY Balance	LY Units	LY Balance	Change
CBAPG.AX1	Commonwealth Bank Conv. Pref.	192.000000	\$19,968.00	192.000000	\$19,107.84	4.5%
TOTAL		CY Units	CY Balance	LY Units	LY Balance	
		192.000000	\$19,968.00	192.000000	\$19,107.84	

Supporting Documents

No supporting documents

Standard Checklist

- Attach Investment Movement Report
- Attach relevant Statements and Source Documentation
- Ensure all Investments are valued correctly at June 30
- Ensure the investment is in accordance with the fund's investment strategy
- Ensure the investment is in accordance with the SIS Act

Notes

Kelly Fu

Note

Refer to 77600.

17/02/2022 16:47

74700 - Managed Investments (Australian)

2021 Financial Year

Preparer Kelly Fu

Reviewer Kelly Fu

Status Completed

Account Code	Description	CY Units	CY Balance	LY Units	LY Balance	Change
LTC0001AU	La Trobe Aust Mort - Classic Not	120000.000000	\$120,000.00	90000.000000	\$90,000.00	33.33%
LTC0002AU	La Trobe Aust Cred Fd 12 Mth T Act	150000.000000	\$150,000.00	300000.000000	\$300,000.00	(50)%
TOTAL		CY Units	CY Balance	LY Units	LY Balance	
		270000.000000	\$270,000.00	390000.000000	\$390,000.00	

Supporting Documents

- 74700, 25000 - Lar Trobe statements 2021.pdf

Standard Checklist

- Attach Annual statements from fund managers, Master Trust, Platform or Wrap providers confirming ownership and value
- Attach copies of Statements and Source Documentation
- Attach Investment Movement Report
- Ensure all Investments are valued correctly at June 30
- Ensure the investment is in accordance with the Fund's investment strategy
- Ensure the investment is in accordance with the SIS Act

Investor Activity Statement

Investor Account 220462

Page 1 of 2
Statement Print Date 6 August 2021
Statement Period 1 June 2021 - 30 June 2021
TFN - Held
BPAY® Reference No. 2204626

Ellison Executive Superannuation Fund
PO Box 574
PROSPECT EAST SA 5082

La Trobe Australian Credit Fund Investment Account Summary - June 2021

Investor: Mr Barry & Mrs Christine Marie Ellison ATF Ellison Executive Superannuation Fund

Opening Balance 1 June 2021	\$	270,000.00
New Investments	\$	63.70
Redemptions	\$	-63.70
Fees	\$	0.00
Closing Balance 30 June 2021	\$	270,000.00

Investment Account Breakdown	Holdings (\$)	Current Variable Rate p.a.*	Interest paid this period (\$)	Interest paid to date this Financial Year (\$)
Classic Notice Account	120,000.00	0.85%	86.63	1,617.23
90 Day Notice Account	0.00	2.25%	0.00	0.00
6 Month Notice Account	0.00	-	0.00	0.00
12 Month Term Account	150,000.00	4.35%	554.18	8,557.37
2 Year Account	0.00	-	0.00	0.00
4 Year Account	0.00	5.50%	0.00	0.00
Select Peer-to-Peer (P2P) Accounts	0.00	-	0.00	0.00
Interest paid this period (net)	270,000.00		640.81	10,174.60

Interest has been deposited to your bank account 182222 XXXXXXXXXX as instructed.

\$8557.37
+\$937.81 rebat referral fee
=\$9515.18



Investor Activity Statement

Investor Account 220462

Page 2 of 2
 Statement Print Date 6 August 2021
 Statement Period 1 June 2021 - 30 June 2021
 TFN - Held
 BPAY® Reference No. 2204626

 Ellison Executive Superannuation Fund
 PO Box 574
 PROSPECT EAST SA 5082

Investment Transaction Summary

Date	Transaction Description	Debit (\$)	Credit (\$)	Balance (\$)
Classic Notice Account Opening Balance				120,000.00
03 Jun	Interest earned - MAY 21 - 0.85% p.a.	0.00	86.63	120,086.63
03 Jun	Interest paid by EFT - MAY 21 - All paid to Nominated	86.63	0.00	120,000.00
Closing Balance				120,000.00
12 Month Term Account Opening Balance				150,000.00
03 Jun	Interest earned - MAY 21 - 4.35% p.a.	0.00	554.18	150,554.18
03 Jun	Interest paid by EFT - MAY 21 - All paid to Nominated	554.18	0.00	150,000.00
11 Jun	Rebated Referral Fee MAY 21 - -0.500%p.a. (excl GST)	0.00	63.70	150,063.70
11 Jun	Rebated Referral Fee payment - MAY 21	63.70	0.00	150,000.00
Closing Balance				150,000.00





La Trobe Financial Asset Management Limited ABN 27 007 332 363 AFSL 222213
La Trobe Australian Credit Fund ARSN 088 178 321

Investor Account 220462

Page 2 of 2

Statement Print Date 4 June 2021

Statement Period 1 May 2021 - 31 May 2021

TFN - Held

BPAY® Reference No. 2204626

Ellison Executive Superannuation Fund
PO Box 574
PROSPECT EAST SA 5082

Investment Transaction Summary

Date	Transaction Description	Debit (\$)	Credit (\$)	Balance (\$)
Classic Notice Account Opening Balance				120,000.00
04 May	Interest earned - APR 21 - 0.85% p.a.	0.00	83.84	120,083.84
04 May	Interest paid by EFT - APR 21 - All paid to Nominated	83.84	0.00	120,000.00
Closing Balance				120,000.00
12 Month Term Account Opening Balance				150,000.00
04 May	Interest earned - APR 21 - 4.35% p.a.	0.00	536.30	150,536.30
04 May	Interest paid by EFT - APR 21 - All paid to Nominated	536.30	0.00	150,000.00
10 May	Rebated Referral Fee APR 21 - -0.500%p.a. (excl GST)	0.00	61.64	150,061.64
10 May	Rebated Referral Fee payment - APR 21	61.64	0.00	150,000.00
Closing Balance				150,000.00



La Trobe Financial Asset Management Limited ABN 27 007 332 363 AFSL 222213
La Trobe Australian Credit Fund ARSN 088 178 321

Investor Account 220462

Page 2 of 2

Statement Print Date 6 May 2021

Statement Period 1 April 2021 - 30 April 2021

TFN - Held

BPAY® Reference No. 2204626

Ellison Executive Superannuation Fund
PO Box 574
PROSPECT EAST SA 5082

Investment Transaction Summary

Date	Transaction Description	Debit (\$)	Credit (\$)	Balance (\$)
Classic Notice Account Opening Balance				120,000.00
06 Apr	Interest earned - MAR 21 - 0.85% p.a.	0.00	112.25	120,112.25
06 Apr	Interest paid by EFT - MAR 21 - All paid to Nominated	112.25	0.00	120,000.00
Closing Balance				120,000.00
12 Month Term Account Opening Balance				150,000.00
06 Apr	Interest earned - MAR 21 - 4.35% p.a.	0.00	554.18	150,554.18
06 Apr	Interest paid by EFT - MAR 21 - All paid to Nominated	554.18	0.00	150,000.00
09 Apr	Rebated Referral Fee MAR 21 - -0.500%p.a. (excl GST)	0.00	63.70	150,063.70
09 Apr	Rebated Referral Fee payment - MAR 21	63.70	0.00	150,000.00
Closing Balance				150,000.00



La Trobe Financial Asset Management Limited ABN 27 007 332 363 AFSL 222213
La Trobe Australian Credit Fund ARSN 088 178 321

Investor Account 220462

Page 2 of 2

Statement Print Date 8 April 2021

Statement Period 1 March 2021 - 31 March 2021

TFN - Held

BPAY® Reference No. 2204626

Ellison Executive Superannuation Fund
PO Box 574
PROSPECT EAST SA 5082

Investment Transaction Summary

Date	Transaction Description	Debit (\$)	Credit (\$)	Balance (\$)
Classic Notice Account Opening Balance				220,000.00
03 Mar	Interest earned - FEB 21 - 0.85% p.a.	0.00	143.45	220,143.45
03 Mar	Interest paid by EFT - FEB 21 - All paid to Nominated	143.45	0.00	220,000.00
12 Mar	Redemption of Investment	100,000.00	0.00	120,000.00
Closing Balance				120,000.00
12 Month Term Account Opening Balance				150,000.00
03 Mar	Interest earned - FEB 21 - 4.35% p.a.	0.00	500.55	150,500.55
03 Mar	Interest paid by EFT - FEB 21 - All paid to Nominated	500.55	0.00	150,000.00
10 Mar	Rebated Referral Fee FEB 21 - -0.500%p.a. (excl GST)	0.00	57.53	150,057.53
10 Mar	Rebated Referral Fee payment - FEB 21	57.53	0.00	150,000.00
Closing Balance				150,000.00



La Trobe Financial Asset Management Limited ABN 27 007 332 363 AFSL 222213
La Trobe Australian Credit Fund ARSN 088 178 321

Investor Account 220462

Page 2 of 2

Statement Print Date 4 March 2021

Statement Period 1 February 2021 - 28 February 2021

TFN - Held

BPAY® Reference No. 2204626

Ellison Executive Superannuation Fund
PO Box 574
PROSPECT EAST SA 5082

Investment Transaction Summary

Date	Transaction Description	Debit (\$)	Credit (\$)	Balance (\$)
Classic Notice Account Opening Balance				220,000.00
03 Feb	Interest earned - JAN 21 - 0.85% p.a.	0.00	158.82	220,158.82
03 Feb	Interest paid by EFT - JAN 21 - All paid to Nominated	158.82	0.00	220,000.00
Closing Balance				220,000.00
12 Month Term Account Opening Balance				150,000.00
03 Feb	Interest earned - JAN 21 - 4.35% p.a.	0.00	554.18	150,554.18
03 Feb	Interest paid by EFT - JAN 21 - All paid to Nominated	554.18	0.00	150,000.00
10 Feb	Rebated Referral Fee JAN 21 - -0.500%p.a. (excl GST)	0.00	63.70	150,063.70
10 Feb	Rebated Referral Fee payment - JAN 21	63.70	0.00	150,000.00
Closing Balance				150,000.00



La Trobe Financial Asset Management Limited ABN 27 007 332 363 AFSL 222213
La Trobe Australian Credit Fund ARSN 088 178 321

Ellison Executive Superannuation Fund
PO Box 574
PROSPECT EAST SA 5082

Investor Account 220462

Page 2 of 2

Statement Print Date 4 February 2021

Statement Period 1 January 2021 - 31 January 2021

TFN - Held

BPAY® Reference No. 2204626

Investment Transaction Summary

Date	Transaction Description	Debit (\$)	Credit (\$)	Balance (\$)
Classic Notice Account Opening Balance				220,000.00
06 Jan	Interest earned - DEC 20 - 0.85% p.a.	0.00	158.39	220,158.39
06 Jan	Interest paid by EFT - DEC 20 - All paid to Nominated	158.39	0.00	220,000.00
Closing Balance				220,000.00
12 Month Term Account Opening Balance				150,000.00
06 Jan	Interest earned - DEC 20 - 4.35% p.a.	0.00	552.66	150,552.66
06 Jan	Interest paid by EFT - DEC 20 - All paid to Nominated	552.66	0.00	150,000.00
08 Jan	Rebated Referral Fee DEC 20 - -0.500%p.a. (excl GST)	0.00	63.52	150,063.52
08 Jan	Rebated Referral Fee payment - DEC 20	63.52	0.00	150,000.00
Closing Balance				150,000.00



La Trobe Financial Asset Management Limited ABN 27 007 332 363 AFSL 222213
La Trobe Australian Credit Fund ARSN 088 178 321

Investor Account 220462

Page 2 of 2

Statement Print Date 6 January 2021

Statement Period 1 December 2020 - 31 December 2020

TFN - Held

BPAY® Reference No. 2204626

Ellison Executive Superannuation Fund
PO Box 574
PROSPECT EAST SA 5082

Investment Transaction Summary

Date	Transaction Description	Debit (\$)	Credit (\$)	Balance (\$)
Classic Notice Account Opening Balance				220,000.00
02 Dec	Interest earned - NOV 20 - 1.05% p.a.	0.00	189.34	220,189.34
02 Dec	Interest paid by EFT - NOV 20 - All paid to Nominated	189.34	0.00	220,000.00
Closing Balance				220,000.00
12 Month Term Account Opening Balance				150,000.00
02 Dec	Interest earned - NOV 20 - 4.50% p.a.	0.00	553.28	150,553.28
02 Dec	Interest paid by EFT - NOV 20 - All paid to Nominated	553.28	0.00	150,000.00
10 Dec	Rebated Referral Fee NOV 20 - -0.500%p.a. (excl GST)	0.00	61.48	150,061.48
10 Dec	Rebated Referral Fee payment - NOV 20	61.48	0.00	150,000.00
Closing Balance				150,000.00



La Trobe Financial Asset Management Limited ABN 27 007 332 363 AFSL 222213
La Trobe Australian Credit Fund ARSN 088 178 321

Investor Account 220462

Page 2 of 2

Statement Print Date 3 December 2020

Statement Period 1 November 2020 - 30 November 2020

TFN - Held

BPAY® Reference No. 2204626

Ellison Executive Superannuation Fund
PO Box 574
PROSPECT EAST SA 5082

Investment Transaction Summary

Date	Transaction Description	Debit (\$)	Credit (\$)	Balance (\$)
Classic Notice Account Opening Balance				220,000.00
05 Nov	Interest earned - OCT 20 - 1.05% p.a.	0.00	195.66	220,195.66
05 Nov	Interest paid by EFT - OCT 20 - All paid to Nominated	195.66	0.00	220,000.00
Closing Balance				220,000.00
12 Month Term Account Opening Balance				150,000.00
05 Nov	Interest earned - OCT 20 - 4.50% p.a.	0.00	571.72	150,571.72
05 Nov	Interest paid by EFT - OCT 20 - All paid to Nominated	571.72	0.00	150,000.00
10 Nov	Rebated Referral Fee OCT 20 - -0.500%p.a. (excl GST)	0.00	63.52	150,063.52
10 Nov	Rebated Referral Fee payment - OCT 20	63.52	0.00	150,000.00
Closing Balance				150,000.00



La Trobe Financial Asset Management Limited ABN 27 007 332 363 AFSL 222213
La Trobe Australian Credit Fund ARSN 088 178 321

Investor Account 220462

Page 2 of 2

Statement Print Date 5 November 2020

Statement Period 1 October 2020 - 31 October 2020

TFN - Held

BPAY® Reference No. 2204626

Ellison Executive Superannuation Fund
PO Box 574
PROSPECT EAST SA 5082

Investment Transaction Summary

Date	Transaction Description	Debit (\$)	Credit (\$)	Balance (\$)
Classic Notice Account Opening Balance				220,000.00
05 Oct	Interest earned - SEP 20 - 1.30% p.a.	0.00	181.15	220,181.15
05 Oct	Interest paid by EFT - SEP 20 - All paid to Nominated	181.15	0.00	220,000.00
Closing Balance				220,000.00
12 Month Term Account Opening Balance				150,000.00
05 Oct	Interest earned - SEP 20 - 4.50% p.a.	0.00	737.70	150,737.70
05 Oct	Interest paid by EFT - SEP 20 - All paid to Nominated	737.70	0.00	150,000.00
09 Oct	Rebated Referral Fee SEP 20 - -0.500%p.a. (excl GST)	0.00	81.97	150,081.97
09 Oct	Rebated Referral Fee payment - SEP 20	81.97	0.00	150,000.00
Closing Balance				150,000.00



La Trobe Financial Asset Management Limited ABN 27 007 332 363 AFSL 222213
La Trobe Australian Credit Fund ARSN 088 178 321

Investor Account 220462

Page 2 of 2

Statement Print Date 6 October 2020

Statement Period 1 September 2020 - 30 September 2020

TFN - Held

BPAY® Reference No. 2204626

Ellison Executive Superannuation Fund
PO Box 574
PROSPECT EAST SA 5082

Investment Transaction Summary

Date	Transaction Description	Debit (\$)	Credit (\$)	Balance (\$)
Classic Notice Account Opening Balance				70,000.00
03 Sep	Interest earned - AUG 20 - 1.30% p.a.	0.00	90.57	70,090.57
03 Sep	Interest paid by EFT - AUG 20 - All paid to Nominated	90.57	0.00	70,000.00
11 Sep	Account Transfer - From 12 mth Term	0.00	150,000.00	220,000.00
Closing Balance				220,000.00
12 Month Term Account Opening Balance				300,000.00
03 Sep	Interest earned - AUG 20 - 4.50% p.a.	0.00	1,143.44	301,143.44
03 Sep	Interest paid by EFT - AUG 20 - All paid to Nominated	1,143.44	0.00	300,000.00
10 Sep	Rebated Referral Fee AUG 20 - -0.500%p.a. (excl GST)	0.00	127.05	300,127.05
10 Sep	Rebated Referral Fee payment - AUG 20	127.05	0.00	300,000.00
11 Sep	Account Transfer - To Classic Notice	150,000.00	0.00	150,000.00
Closing Balance				150,000.00



La Trobe Financial Asset Management Limited ABN 27 007 332 363 AFSL 222213
La Trobe Australian Credit Fund ARSN 088 178 321

Ellison Executive Superannuation Fund
PO Box 574
PROSPECT EAST SA 5082

Investor Account 220462

Page 2 of 2

Statement Print Date 4 September 2020

Statement Period 1 August 2020 - 31 August 2020

TFN - Held

BPAY® Reference No. 2204626

Investment Transaction Summary

Date	Transaction Description	Debit (\$)	Credit (\$)	Balance (\$)
Classic Notice Account Opening Balance				90,000.00
05 Aug	Interest earned - JUL 20 - 1.30% p.a.	0.00	99.10	90,099.10
05 Aug	Interest paid by EFT - JUL 20 - All paid to Nominated	99.10	0.00	90,000.00
20 Aug	Redemption of Investment	20,000.00	0.00	70,000.00
Closing Balance				70,000.00
12 Month Term Account Opening Balance				300,000.00
05 Aug	Interest earned - JUL 20 - 4.50% p.a.	0.00	1,143.44	301,143.44
05 Aug	Interest paid by EFT - JUL 20 - All paid to Nominated	1,143.44	0.00	300,000.00
10 Aug	Rebated Referral Fee JUL 20 - -0.500%p.a. (excl GST)	0.00	127.05	300,127.05
10 Aug	Rebated Referral Fee payment - JUL 20	127.05	0.00	300,000.00
Closing Balance				300,000.00



La Trobe Financial Asset Management Limited ABN 27 007 332 363 AFSL 222213
La Trobe Australian Credit Fund ARSN 088 178 321

Ellison Executive Superannuation Fund
PO Box 574
PROSPECT EAST SA 5082

Investor Account 220462
Page 2 of 2
Statement Print Date 7 August 2020
Statement Period 1 July 2020 - 31 July 2020
TFN - Hold
BPAY® Reference No. 2204626

Investment Transaction Summary

Date	Transaction Description	Debit (\$)	Credit (\$)	Balance (\$)
Classic Notice Account Opening Balance				90,000.00
03 Jul	Interest earned - JUN 20 - 1.60% p.a.	0.00	118.03	90,118.03
03 Jul	Interest paid by EFT - JUN 20 - All paid to Nominated	118.03	0.00	90,000.00
Closing Balance				90,000.00
12 Month Term Account Opening Balance				300,000.00
03 Jul	Interest earned - JUN 20 - 4.70% p.a.	0.00	1,155.74	301,155.74
03 Jul	Interest paid by EFT - JUN 20 - All paid to Nominated	1,155.74	0.00	300,000.00
10 Jul	Rebated Referral Fee JUN 20 - 0.500%p.a. (excl GST)	0.00	122.95	300,122.95
10 Jul	Rebated Referral Fee payment - JUN 20	122.95	0.00	300,000.00
Closing Balance				300,000.00

77600 - Shares in Listed Companies (Australian)

2021 Financial Year

Preparer Kelly Fu

Reviewer Kelly Fu

Status Completed

Account Code	Description	CY Units	CY Balance	LY Units	LY Balance	Change
ANZ.AX	Australia And New Zealand Banking Group Limited	781.000000	\$21,985.15	781.000000	\$14,557.84	51.02%
BHP.AX	BHP Group Limited	802.000000	\$38,953.14	802.000000	\$28,727.64	35.59%
CGF.AX	Challenger Limited	11815.000000	\$63,919.15	9964.000000	\$43,941.24	45.47%
CIM.AX	Cimic Group Limited	1243.000000	\$24,586.54			100%
EDV.AX	Endeavour Group Limited	200.000000	\$1,258.00			100%
NAB.AX	National Australia Bank Limited	1045.000000	\$27,399.90	1045.000000	\$19,039.90	43.91%
ORG.AX	Origin Energy Limited	5389.000000	\$24,304.39	1097.000000	\$6,406.48	279.37%
PPT.AX	Perpetual Limited	1445.000000	\$57,872.25	844.000000	\$25,041.48	131.11%
QBE.AX	QBE Insurance Group Limited	1181.000000	\$12,742.99	1181.000000	\$10,463.66	21.78%
RHC.AX	Ramsay Health Care Limited	396.000000	\$24,928.20			100%
SGR.AX	The Star Entertainment Group Limited	5928.000000	\$21,874.32	5928.000000	\$16,835.52	29.93%
TLS.AX	Telstra Corporation Limited.	13284.000000	\$49,947.84	10050.000000	\$31,456.50	58.78%
WBC.AX	Westpac Banking Corporation	799.000000	\$20,622.19	799.000000	\$14,342.05	43.79%
WOW.AX	Woolworths Group Limited	200.000000	\$7,626.00	200.000000	\$7,456.00	2.28%
WPL.AX	Woodside Petroleum Ltd	762.000000	\$16,924.02	762.000000	\$16,497.30	2.59%

TOTAL	CY Units	CY Balance	LY Units	LY Balance
	45270.000000	\$414,944.08	33453.000000	\$234,765.61

Supporting Documents

- Investment Movement Report [Report](#)
- 73000,77600,78200 - Investment valuation at 30.6.2021.pdf

Standard Checklist

- Attach Balance Review Report
- Attach copies of HIN/SRN or Chess Statements, Broker Statements, Contract Notes Corporate Action documentation and any other relevant Source Documentation
- Attach Investment Movement Report
- Ensure all Investments are valued correctly at June 30
- Ensure the investment is in accordance with the Fund's investment strategy

Ellison Executive Superannuation Fund

Investment Movement Report

As at 30 June 2021

Investment	Opening Balance		Additions		Disposals			Closing Balance		
	Units	Cost	Units	Cost	Units	Cost	Accounting Profit/(Loss)	Units	Cost	Market Value
Bank Accounts										
BT Panorama Transaction Account				59,841.57		(51,354.32)			8,487.25	8,487.25
BT Wrap Open Cash Account		30,551.93		147,800.38		(178,352.31)			0.00	0.00
ING Direct Business Optimiser ***8005		269.05		0.41					269.46	269.46
Macquarie Cash Management Account ***4460		13,107.79		191,892.92		(168,349.45)			36,651.26	36,651.26
RaboDirect Savings Account ***3700-00		32.91		0.16					33.07	33.07
RobaDirect Premium Saver ***3700-10		48.66		0.02					48.68	48.68
		44,010.34		399,535.46		(398,056.08)			45,489.72	45,489.72
Hybrid Securities (Swaps, futures contracts, Options.)										
CBAPG.AX1 - Commonwealth Bank Conv. Pref.	192.00	18,905.11						192.00	18,905.11	19,968.00
		18,905.11							18,905.11	19,968.00
Managed Investments (Australian)										
LTC0002AU - La Trobe Aust Cred Fd 12 Mth T Act	300,000.00	300,000.00			(150,000.00)	(150,000.00)	0.00	150,000.00	150,000.00	150,000.00
LTC0001AU - La Trobe Aust Mort - Classic Not	90,000.00	90,000.00	150,000.00	150,000.00	(120,000.00)	(120,000.00)	0.00	120,000.00	120,000.00	120,000.00

Ellison Executive Superannuation Fund

Investment Movement Report

As at 30 June 2021

Investment	Opening Balance		Additions		Disposals			Closing Balance		
	Units	Cost	Units	Cost	Units	Cost	Accounting Profit/(Loss)	Units	Cost	Market Value
		390,000.00		150,000.00		(270,000.00)	0.00		270,000.00	270,000.00
Shares in Listed Companies (Australian)										
ANZ.AX - Australia And New Zealand Banking Group Limited	781.00	19,993.55						781.00	19,993.55	21,985.15
BHP.AX - BHP Group Limited	802.00	24,172.90						802.00	24,172.90	38,953.14
CGF.AX - Challenger Limited	9,964.00	54,065.11	1,851.00	7,996.32				11,815.00	62,061.43	63,919.15
CIM.AX - Cimic Group Limited			1,243.00	25,013.03				1,243.00	25,013.03	24,586.54
EDV.AX - Endeavour Group Limited			200.00	1,016.86				200.00	1,016.86	1,258.00
NAB.AX - National Australia Bank Limited	1,045.00	23,224.37						1,045.00	23,224.37	27,399.90
ORG.AX - Origin Energy Limited	1,097.00	11,609.42	4,292.00	20,037.23				5,389.00	31,646.65	24,304.39
PPT.AX - Perpetual Limited	844.00	30,811.24	601.00	18,210.30				1,445.00	49,021.54	57,872.25
QBE.AX - QBE Insurance Group Limited	1,181.00	12,494.52						1,181.00	12,494.52	12,742.99
RHC.AX - Ramsay Health Care Limited			396.00	24,911.41				396.00	24,911.41	24,928.20
TLS.AX - Telstra Corporation Limited.	10,050.00	34,812.00	3,234.00	10,015.89				13,284.00	44,827.89	49,947.84

Ellison Executive Superannuation Fund

Investment Movement Report

As at 30 June 2021

Investment	Opening Balance		Additions		Disposals			Closing Balance		Market Value
	Units	Cost	Units	Cost	Units	Cost	Accounting Profit/(Loss)	Units	Cost	
SGR.AX - The Star Entertainment Group Limited	5,928.00	25,064.53						5,928.00	25,064.53	21,874.32
WBC.AX - Westpac Banking Corporation	799.00	20,684.25						799.00	20,684.25	20,622.19
WPL.AX - Woodside Petroleum Ltd	762.00	27,052.00						762.00	27,052.00	16,924.02
WOW.AX - Woolworths Group Limited	200.00	7,166.05				(1,016.86)	0.00	200.00	6,149.19	7,626.00
		291,149.94		107,201.04		(1,016.86)	0.00		397,334.12	414,944.08
Units in Listed Unit Trusts (Australian)										
FID0008AU - Fidelity Aust Equities Fd			1,355.63	50,000.00				1,355.63	50,000.00	52,912.27
SGP.AX - Stockland	4,451.00	17,086.33						4,451.00	17,086.33	20,741.66
SYD.AX - Sydney Airport			4,114.00	24,999.45				4,114.00	24,999.45	23,820.06
MVW.AX - Vaneck Vectors Australian Equal Weight Etf	1,622.00	40,022.28						1,622.00	40,022.28	53,785.52
		57,108.61		74,999.45					132,108.06	151,259.51
		801,174.00		731,735.95		(669,072.94)	0.00		863,837.01	901,661.31

Portfolio valuation

Transaction account

	Balance \$	Total portfolio %
Transaction account	\$8,487.25	1.42%
Total transaction account balance	\$8,487.25	1.42%

Listed securities

Investments	Quantity	Last price \$	Market value \$	Total portfolio %
ANZ • ANZ Banking Grp Ltd	781	\$28.15	\$21,985.15	3.67%
BHP • BHP Group Limited	802	\$48.57	\$38,953.14	6.50%
CBAPG • Comm Bank Perls Cap Note 3-Bbsw+3.40% Perp Non-Cum Red T-04-25	192	\$104.00	\$19,968.00	3.33%
CGF • Challenger Limited	11,815	\$5.41	\$63,919.15	10.68%
CIM • Cimic Group Limited	1,243	\$19.78	\$24,586.54	4.10%
EDV • Endeavour Group Limited	200	\$6.29	\$1,258.00	0.21%
MVW • Vaneck Equal Weight ETF Units	1,622	\$33.16	\$53,785.52	8.98%
NAB • National Australia Bank Limited	1,045	\$26.22	\$27,399.90	4.57%
ORG • Origin Energy Limited	5,389	\$4.51	\$24,304.39	4.06%
PPT • Perpetual Limited	1,445	\$40.05	\$57,872.25	9.66%
QBE • QBE Insurance Group Limited	1,181	\$10.79	\$12,742.99	2.13%
RHC • Ramsay Health Care Limited	396	\$62.95	\$24,928.20	4.16%
SGP • Stockland (Stapled Security)	4,451	\$4.66	\$20,741.66	3.46%
SGR • The Star Entertainment Group Limited	5,928	\$3.69	\$21,874.32	3.65%
SYD • SYD Airport Stapled Us Prohibit.	4,114	\$5.79	\$23,820.06	3.98%
TLS • Telstra Corporation Limited	13,284	\$3.76	\$49,947.84	8.34%
WBC • Westpac Banking Corporation	799	\$25.81	\$20,622.19	3.44%
WOW • Woolworths Group Limited	200	\$38.13	\$7,626.00	1.27%
WPL • Woodside Petroleum Limited	762	\$22.21	\$16,924.02	2.83%
Total listed securities balance			\$533,259.32	89.02%

Portfolio valuation

Managed funds				
Investments	Quantity	Last price \$	Market value \$	Total portfolio %
FID0008AU • Fidelity Australian Equities Fund	1,355.6300	\$39.03	\$52,908.53	8.83%
Total managed funds balance			\$52,908.53	8.83%
	BT Reports Valuation: Total Listed Shares and Units \$586,167.85			
Total income accrued			\$4,394.80	0.73%
Total portfolio value as at 30 Jun 2021			\$599,049.90	100%

"Total outstanding trades" (if applicable) are outstanding cash or/ and asset transactions due to settle post 30 June.

"Total income accrued" (if applicable) includes cash and reinvested income due to settle post 30 June.

Ellison Executive Superannuation Fund Investment Summary Report

As at 30 June 2021

Investment	Units	Market Price	Market Value	Average Cost	Accounting Cost	Unrealised Gain/(Loss)	Gain/(Loss)%	Portfolio Weight%
Cash/Bank Accounts								
BT Panorama Transaction Account		8,487.250000	8,487.25	8,487.25	8,487.25			0.94 %
ING Direct Business Optimiser ***8005		269.460000	269.46	269.46	269.46			0.03 %
Macquarie Cash Management Account ***4460		36,651.260000	36,651.26	36,651.26	36,651.26			4.06 %
RaboDirect Savings Account ***3700-00		33.070000	33.07	33.07	33.07			0.00 %
RobaDirect Premium Saver ***3700-10		48.680000	48.68	48.68	48.68			0.01 %
			45,489.72		45,489.72		0.00 %	5.05 %
Hybrid Securities (Swaps, futures contracts, Options.)								
CBAPG.AX Commonwealth Bank Conv. Pref.	192.00	104.000000	19,968.00	98.46	18,905.11	1,062.89	5.62 %	2.21 %
			19,968.00		18,905.11	1,062.89	5.62 %	2.21 %
Managed Investments (Australian)								
LTC0002AU La Trobe Aust Cred Fd 12 Mth T Act	150,000.00	1.000000	150,000.00	1.00	150,000.00	0.00	0.00 %	16.64 %
LTC0001AU La Trobe Aust Mort - Classic Not	120,000.00	1.000000	120,000.00	1.00	120,000.00	0.00	0.00 %	13.31 %
			270,000.00		270,000.00	0.00	0.00 %	29.94 %
Shares in Listed Companies (Australian)								
ANZ.AX Australia And New Zealand Banking Group Limited	781.00	28.150000	21,985.15	25.60	19,993.55	1,991.60	9.96 %	2.44 %
BHP.AX BHP Group Limited	802.00	48.570000	38,953.14	30.14	24,172.90	14,780.24	61.14 %	4.32 %
CGF.AX Challenger Limited	11,815.00	5.410000	63,919.15	5.25	62,061.43	1,857.72	2.99 %	7.09 %
CIM.AX Cimic Group Limited	1,243.00	19.780000	24,586.54	20.12	25,013.03	(426.49)	(1.71) %	2.73 %
EDV.AX Endeavour Group Limited	200.00	6.290000	1,258.00	5.08	1,016.86	241.14	23.71 %	0.14 %
NAB.AX National Australia Bank Limited	1,045.00	26.220000	27,399.90	22.22	23,224.37	4,175.53	17.98 %	3.04 %
ORG.AX Origin Energy Limited	5,389.00	4.510000	24,304.39	5.87	31,646.65	(7,342.26)	(23.20) %	2.70 %
PPT.AX Perpetual Limited	1,445.00	40.050000	57,872.25	33.92	49,021.54	8,850.71	18.05 %	6.42 %
QBE.AX QBE Insurance Group Limited	1,181.00	10.790000	12,742.99	10.58	12,494.52	248.47	1.99 %	1.41 %

Ellison Executive Superannuation Fund Investment Summary Report

As at 30 June 2021

Investment	Units	Market Price	Market Value	Average Cost	Accounting Cost	Unrealised Gain/(Loss)	Gain/(Loss)%	Portfolio Weight%	
RHC.AX	Ramsay Health Care Limited	396.00	62.950000	24,928.20	62.91	24,911.41	16.79	0.07 %	2.76 %
TLS.AX	Telstra Corporation Limited.	13,284.00	3.760000	49,947.84	3.37	44,827.89	5,119.95	11.42 %	5.54 %
SGR.AX	The Star Entertainment Group Limited	5,928.00	3.690000	21,874.32	4.23	25,064.53	(3,190.21)	(12.73) %	2.43 %
WBC.AX	Westpac Banking Corporation	799.00	25.810000	20,622.19	25.89	20,684.25	(62.06)	(0.30) %	2.29 %
WPL.AX	Woodside Petroleum Ltd	762.00	22.210000	16,924.02	35.50	27,052.00	(10,127.98)	(37.44) %	1.88 %
WOW.AX	Woolworths Group Limited	200.00	38.130000	7,626.00	30.75	6,149.19	1,476.81	24.02 %	0.85 %
				414,944.08		397,334.12	17,609.96	4.43 %	46.02 %
Units in Listed Unit Trusts (Australian)									
FID0008AU	Fidelity Aust Equities Fd	1,355.63	39.031500	52,912.27	36.88	50,000.00	2,912.27	5.82 %	5.87 %
SGP.AX	Stockland	4,451.00	4.660000	20,741.66	3.84	17,086.33	3,655.33	21.39 %	2.30 %
SYD.AX	Sydney Airport	4,114.00	5.790000	23,820.06	6.08	24,999.45	(1,179.39)	(4.72) %	2.64 %
MVW.AX	Vaneck Vectors Australian Equal Weight Etf	1,622.00	33.160000	53,785.52	24.67	40,022.28	13,763.24	34.39 %	5.97 %
				151,259.51		132,108.06	19,151.45	14.50 %	16.78 %
				901,661.31		863,837.01	37,824.30	4.38 %	100.00 %

SF360 Reports Valuation:
Total Listed Shares and Units
\$586,171.59

minor diff: \$3.74

78200 - Units in Listed Unit Trusts (Australian)

2021 Financial Year

Preparer Kelly Fu

Reviewer Kelly Fu

Status Completed

Account Code	Description	CY Units	CY Balance	LY Units	LY Balance	Change
FID0008AU	Fidelity Aust Equities Fd	1355.630000	\$52,912.27			100%
MVW.AX	Vaneck Vectors Australian Equal Weight Etf	1622.000000	\$53,785.52	1622.000000	\$43,875.10	22.59%
SGP.AX	Stockland	4451.000000	\$20,741.66	4451.000000	\$14,732.81	40.79%
SYD.AX	Sydney Airport	4114.000000	\$23,820.06			100%
	TOTAL	CY Units	CY Balance	LY Units	LY Balance	
		11542.630000	\$151,259.51	6073.000000	\$58,607.91	

Supporting Documents

No supporting documents

Standard Checklist

- Attach copies of Statements and Source Documentation
- Attach Investment Movement Report
- Ensure all Investments are valued correctly at June 30
- Ensure the investment is in accordance with the Fund's investment strategy
- Ensure the investment is in accordance with the SIS Act

Notes

Kelly Fu

Note
Refer to 77600

17/02/2022 16:47

85000 - Income Tax Payable/Refundable

2021 Financial Year

Preparer Kelly Fu

Reviewer Kelly Fu

Status Completed

Account Code	Description	CY Balance	LY Balance	Change
85000	Income Tax Payable/Refundable	(\$4,536.82)	\$2,717.13	(266.97)%
TOTAL		CY Balance	LY Balance	
		(\$4,536.82)	\$2,717.13	

Supporting Documents

- [Tax Reconciliation Report Report](#)
- [Exempt Pension Reconciliation Report](#)
- [Statement of Taxable Income Report](#)
- [Non Deductible Expense Reconciliation Report](#)
- 85000 - ATO ICA, ITA, total PAYGI 2021.pdf

Standard Checklist

- Attach Actuarial Certificate (if applicable)
- Attach any other Tax reconciliations
- Attach copy of Exempt Pension Reconciliation (if applicable)
- Attach copy of Non Deductible Expense Reconciliation (if applicable)
- Attach copy of Statement of Taxable Income
- Attach copy of Tax Reconciliation Report
- Confirm Transactions in ATO Portal

Ellison Executive Superannuation Fund

Exempt Current Pension Income Reconciliation

For The Period 01 July 2020 - 30 June 2021

	Date	Account Code	Account Description	Taxable Amount	Actuary/Pool %	Exempt Amount
Segment - 01 July 2020 to 30 June 2021						
Label C						
	01/07/2020	25000/BTWRAP	BT Wrap Open Cash Account	1.08		
	03/07/2020	25000/LTC0001AU	La Trobe Aust Mort - Classic Not	118.03		
	03/07/2020	25000/LTC0002AU	La Trobe Aust Cred Fd 12 Mth T Act	1,155.74		
	14/07/2020	25000/LTC0002AU	La Trobe Aust Cred Fd 12 Mth T Act	122.95		
	31/07/2020	25000/RaboDirect Savings	RaboDirect Savings Account ***3700-00	0.02		
	31/07/2020	25000/ING Direct	ING Direct Business Optimiser ***8005	0.06		
	31/07/2020	25000/RobaDirect	RobaDirect Premium Saver ***3700-10	0.01		
	31/07/2020	25000/MBL120594460	Macquarie Cash Management Account	0.63		
	05/08/2020	25000/LTC0001AU	La Trobe Aust Mort - Classic Not	99.10		
	05/08/2020	25000/LTC0002AU	La Trobe Aust Cred Fd 12 Mth T Act	1,143.44		
	10/08/2020	25000/LTC0002AU	La Trobe Aust Cred Fd 12 Mth T Act	127.05		
	31/08/2020	25000/MBL120594460	Macquarie Cash Management Account	0.94		
	31/08/2020	25000/ING Direct	ING Direct Business Optimiser ***8005	0.06		
	31/08/2020	25000/RaboDirect Savings	RaboDirect Savings Account ***3700-00	0.02		
	31/08/2020	25000/RobaDirect	RobaDirect Premium Saver ***3700-10	0.01		
	03/09/2020	25000/LTC0001AU	La Trobe Aust Mort - Classic Not	90.57		
	03/09/2020	25000/LTC0002AU	La Trobe Aust Cred Fd 12 Mth T Act	1,143.44		
	10/09/2020	25000/LTC0002AU	La Trobe Aust Cred Fd 12 Mth T Act	127.05		
	30/09/2020	25000/ING Direct	ING Direct Business Optimiser ***8005	0.06		
	30/09/2020	25000/MBL120594460	Macquarie Cash Management Account	1.24		
	30/09/2020	25000/RaboDirect Savings	RaboDirect Savings Account ***3700-00	0.02		

Ellison Executive Superannuation Fund

Exempt Current Pension Income Reconciliation

For The Period 01 July 2020 - 30 June 2021

	Date	Account Code	Account Description	Taxable Amount	Actuary/Pool %	Exempt Amount
Label C						
	01/10/2020	25000/BTWRAP	BT Wrap Open Cash Account	0.35		
	05/10/2020	25000/LTC0001AU	La Trobe Aust Mort - Classic Not	181.15		
	05/10/2020	25000/LTC0002AU	La Trobe Aust Cred Fd 12 Mth T Act	737.70		
	09/10/2020	25000/LTC0002AU	La Trobe Aust Cred Fd 12 Mth T Act	81.97		
	30/10/2020	25000/RaboDirect Savings	RaboDirect Savings Account ***3700-00	0.02		
	31/10/2020	25000/ING Direct	ING Direct Business Optimiser ***8005	0.06		
	05/11/2020	25000/LTC0001AU	La Trobe Aust Mort - Classic Not	195.66		
	05/11/2020	25000/LTC0002AU	La Trobe Aust Cred Fd 12 Mth T Act	571.72		
	10/11/2020	25000/LTC0002AU	La Trobe Aust Cred Fd 12 Mth T Act	63.52		
	30/11/2020	25000/ING Direct	ING Direct Business Optimiser ***8005	0.03		
	30/11/2020	25000/RaboDirect Savings	RaboDirect Savings Account ***3700-00	0.01		
	02/12/2020	25000/LTC0002AU	La Trobe Aust Cred Fd 12 Mth T Act	553.28		
	02/12/2020	25000/LTC0001AU	La Trobe Aust Mort - Classic Not	189.34		
	10/12/2020	25000/LTC0002AU	La Trobe Aust Cred Fd 12 Mth T Act	61.48		
	31/12/2020	25000/ING Direct	ING Direct Business Optimiser ***8005	0.02		
	31/12/2020	25000/MBL120594460	Macquarie Cash Management Account	8.34		
	31/12/2020	25000/RaboDirect Savings	RaboDirect Savings Account ***3700-00	0.01		
	01/01/2021	25000/BTWRAP	BT Wrap Open Cash Account	0.29		
	06/01/2021	25000/LTC0002AU	La Trobe Aust Cred Fd 12 Mth T Act	552.66		
	06/01/2021	25000/LTC0001AU	La Trobe Aust Mort - Classic Not	158.39		
	08/01/2021	25000/LTC0002AU	La Trobe Aust Cred Fd 12 Mth T Act	63.52		
	29/01/2021	25000/RaboDirect Savings	RaboDirect Savings Account ***3700-00	0.01		
	29/01/2021	25000/MBL120594460	Macquarie Cash Management Account	4.16		

Ellison Executive Superannuation Fund

Exempt Current Pension Income Reconciliation

For The Period 01 July 2020 - 30 June 2021

	Date	Account Code	Account Description	Taxable Amount	Actuary/Pool %	Exempt Amount
Label C						
	31/01/2021	25000/ING Direct	ING Direct Business Optimiser ***8005	0.02		
	03/02/2021	25000/LTC0001AU	La Trobe Aust Mort - Classic Not	158.82		
	03/02/2021	25000/LTC0002AU	La Trobe Aust Cred Fd 12 Mth T Act	554.18		
	10/02/2021	25000/LTC0002AU	La Trobe Aust Cred Fd 12 Mth T Act	63.70		
	26/02/2021	25000/RaboDirect Savings	RaboDirect Savings Account ***3700-00	0.01		
	26/02/2021	25000/MBL120594460	Macquarie Cash Management Account	3.40		
	28/02/2021	25000/ING Direct	ING Direct Business Optimiser ***8005	0.02		
	03/03/2021	25000/LTC0001AU	La Trobe Aust Mort - Classic Not	143.45		
	03/03/2021	25000/LTC0002AU	La Trobe Aust Cred Fd 12 Mth T Act	500.55		
	10/03/2021	25000/LTC0002AU	La Trobe Aust Cred Fd 12 Mth T Act	57.53		
	31/03/2021	25000/ING Direct	ING Direct Business Optimiser ***8005	0.02		
	31/03/2021	25000/MBL120594460	Macquarie Cash Management Account	3.74		
	31/03/2021	25000/RaboDirect Savings	RaboDirect Savings Account ***3700-00	0.01		
	01/04/2021	25000/BTWRAP	BT Wrap Open Cash Account	0.48		
	06/04/2021	25000/LTC0001AU	La Trobe Aust Mort - Classic Not	112.25		
	06/04/2021	25000/LTC0002AU	La Trobe Aust Cred Fd 12 Mth T Act	554.18		
	09/04/2021	25000/LTC0002AU	La Trobe Aust Cred Fd 12 Mth T Act	63.70		
	30/04/2021	25000/MBL120594460	Macquarie Cash Management Account	3.92		
	30/04/2021	25000/ING Direct	ING Direct Business Optimiser ***8005	0.02		
	30/04/2021	25000/RaboDirect Savings	RaboDirect Savings Account ***3700-00	0.01		
	04/05/2021	25000/LTC0001AU	La Trobe Aust Mort - Classic Not	83.84		
	04/05/2021	25000/LTC0002AU	La Trobe Aust Cred Fd 12 Mth T Act	536.30		
	10/05/2021	25000/LTC0002AU	La Trobe Aust Cred Fd 12 Mth T Act	61.64		

Ellison Executive Superannuation Fund

Exempt Current Pension Income Reconciliation

For The Period 01 July 2020 - 30 June 2021

	Date	Account Code	Account Description	Taxable Amount	Actuary/Pool %	Exempt Amount
Label C						
	22/05/2021	25000/BTWRAP	BT Wrap Open Cash Account	0.54		
	31/05/2021	25000/RaboDirect Savings	RaboDirect Savings Account ***3700-00	0.01		
	31/05/2021	25000/MBL120594460	Macquarie Cash Management Account	6.54		
	31/05/2021	25000/BTPANORAMA	BT Panorama Transaction Account	0.11		
	31/05/2021	25000/ING Direct	ING Direct Business Optimiser ***8005	0.02		
	03/06/2021	25000/LTC0002AU	La Trobe Aust Cred Fd 12 Mth T Act	554.18		
	03/06/2021	25000/LTC0001AU	La Trobe Aust Mort - Classic Not	86.63		
	11/06/2021	25000/LTC0002AU	La Trobe Aust Cred Fd 12 Mth T Act	63.70		
	30/06/2021	25000/BTPANORAMA	BT Panorama Transaction Account	0.14		
	30/06/2021	25000/MBL120594460	Macquarie Cash Management Account	4.03		
	30/06/2021	25000/ING Direct	ING Direct Business Optimiser ***8005	0.02		
	30/06/2021	25000/RaboDirect Savings	RaboDirect Savings Account ***3700-00	0.01		
			Total	11,172.93	0.000 %	0.00
Label D1						
	19/01/2021	23800/MVW.AX	Vaneck Vectors Australian Equal Weight Etf	10.08		
	30/06/2021	23800/FID0008AU	Fidelity Aust Equities Fd	1.16		
	30/06/2021	23800/MVW.AX	Vaneck Vectors Australian Equal Weight Etf	8.16		
			Total	19.40	0.000 %	0.00
Label J						
	25/09/2020	23900/QBE.AX	QBE Insurance Group Limited	42.52		
	02/10/2020	23900/ORG.AX	Origin Energy Limited	109.70		
	26/03/2021	23900/ORG.AX	Origin Energy Limited	137.13		

Ellison Executive Superannuation Fund

Exempt Current Pension Income Reconciliation

For The Period 01 July 2020 - 30 June 2021

	Date	Account Code	Account Description	Taxable Amount	Actuary/Pool %	Exempt Amount
Label J						
			Total	289.35	0.000 %	0.00
Label K						
	02/07/2020	23900/SGR.AX	The Star Entertainment Group Limited	622.44		
	03/07/2020	23900/NAB.AX	National Australia Bank Limited	245.10		
	15/09/2020	23900/CBAPG.AX1	Commonwealth Bank Conv. Pref.	118.56		
	18/09/2020	23900/WPL.AX	Woodside Petroleum Ltd	276.20		
	22/09/2020	23900/BHP.AX	BHP Group Limited	605.16		
	24/09/2020	23900/TLS.AX	Telstra Corporation Limited.	804.00		
	25/09/2020	23900/QBE.AX	QBE Insurance Group Limited	4.72		
	25/09/2020	23900/PPT.AX	Perpetual Limited	722.50		
	30/09/2020	23900/ANZ.AX	Australia And New Zealand Banking Group	195.25		
	06/10/2020	23900/WOW.AX	Woolworths Group Limited	96.00		
	10/12/2020	23900/NAB.AX	National Australia Bank Limited	313.50		
	15/12/2020	23900/CBAPG.AX1	Commonwealth Bank Conv. Pref.	117.04		
	16/12/2020	23900/ANZ.AX	Australia And New Zealand Banking Group	273.35		
	18/12/2020	23900/WBC.AX	Westpac Banking Corporation	247.69		
	15/03/2021	23900/CBAPG.AX1	Commonwealth Bank Conv. Pref.	113.28		
	23/03/2021	23900/CGF.AX	Challenger Limited	1,122.43		
	23/03/2021	23900/BHP.AX	BHP Group Limited	1,051.70		
	24/03/2021	23900/WPL.AX	Woodside Petroleum Ltd	116.56		
	26/03/2021	23900/PPT.AX	Perpetual Limited	1,213.80		
	26/03/2021	23900/TLS.AX	Telstra Corporation Limited.	804.00		

Ellison Executive Superannuation Fund

Exempt Current Pension Income Reconciliation

For The Period 01 July 2020 - 30 June 2021

	Date	Account Code	Account Description	Taxable Amount	Actuary/Pool %	Exempt Amount
Label K						
	14/04/2021	23900/WOW.AX	Woolworths Group Limited	106.00		
	15/06/2021	23900/CBAPG.AX1	Commonwealth Bank Conv. Pref.	116.43		
	25/06/2021	23900/WBC.AX	Westpac Banking Corporation	463.42		
			Total	9,749.13	0.000 %	0.00
Label L						
	02/07/2020	23900/SGR.AX	The Star Entertainment Group Limited	266.76		
	03/07/2020	23900/NAB.AX	National Australia Bank Limited	105.04		
	15/09/2020	23900/CBAPG.AX1	Commonwealth Bank Conv. Pref.	50.81		
	18/09/2020	23900/WPL.AX	Woodside Petroleum Ltd	118.37		
	22/09/2020	23900/BHP.AX	BHP Group Limited	259.35		
	24/09/2020	23900/TLS.AX	Telstra Corporation Limited.	344.57		
	25/09/2020	23900/QBE.AX	QBE Insurance Group Limited	2.02		
	25/09/2020	23900/PPT.AX	Perpetual Limited	309.64		
	30/09/2020	23900/ANZ.AX	Australia And New Zealand Banking Group	83.68		
	06/10/2020	23900/WOW.AX	Woolworths Group Limited	41.14		
	10/12/2020	23900/NAB.AX	National Australia Bank Limited	134.36		
	15/12/2020	23900/CBAPG.AX1	Commonwealth Bank Conv. Pref.	50.16		
	16/12/2020	23900/ANZ.AX	Australia And New Zealand Banking Group	117.15		
	18/12/2020	23900/WBC.AX	Westpac Banking Corporation	106.15		
	15/03/2021	23900/CBAPG.AX1	Commonwealth Bank Conv. Pref.	48.55		
	23/03/2021	23900/CGF.AX	Challenger Limited	481.04		
	23/03/2021	23900/BHP.AX	BHP Group Limited	450.73		

Ellison Executive Superannuation Fund

Exempt Current Pension Income Reconciliation

For The Period 01 July 2020 - 30 June 2021

	Date	Account Code	Account Description	Taxable Amount	Actuary/Pool %	Exempt Amount
Label L						
	24/03/2021	23900/WPL.AX	Woodside Petroleum Ltd	49.95		
	26/03/2021	23900/PPT.AX	Perpetual Limited	520.20		
	26/03/2021	23900/TLS.AX	Telstra Corporation Limited.	344.57		
	14/04/2021	23900/WOW.AX	Woolworths Group Limited	45.43		
	15/06/2021	23900/CBAPG.AX1	Commonwealth Bank Conv. Pref.	49.90		
	25/06/2021	23900/WBC.AX	Westpac Banking Corporation	198.61		
			Total	4,178.18	0.000 %	0.00
Label M						
	19/01/2021	23800/MVW.AX	Vaneck Vectors Australian Equal Weight Etf	761.97		
	26/02/2021	23800/SGP.AX	Stockland	428.26		
	12/04/2021	23800/FID0008AU	Fidelity Aust Equities Fd	103.10		
	30/06/2021	23800/MVW.AX	Vaneck Vectors Australian Equal Weight Etf	616.83		
	30/06/2021	23800/SGP.AX	Stockland	286.62		
	30/06/2021	23800/FID0008AU	Fidelity Aust Equities Fd	749.18		
			Total	2,945.96	0.000 %	0.00
Label S						
	02/07/2020	26500/MBL120594460	Macquarie Cash Management Account	4.84		
	04/08/2020	26500/MBL120594460	Macquarie Cash Management Account	3.09		
	02/09/2020	26500/MBL120594460	Macquarie Cash Management Account	4.97		
	02/10/2020	26500/MBL120594460	Macquarie Cash Management Account	6.43		
	03/11/2020	26500/MBL120594460	Macquarie Cash Management Account	6.78		
	02/12/2020	26500/MBL120594460	Macquarie Cash Management Account	7.17		

Ellison Executive Superannuation Fund
Exempt Current Pension Income Reconciliation

For The Period 01 July 2020 - 30 June 2021

	Date	Account Code	Account Description	Taxable Amount	Actuary/Pool %	Exempt Amount
Label S						
			Total	33.28	0.000 %	0.00
					Total Segment ECPI *	0.00
					SMSF Annual Return Rounding	0.00
					Total ECPI	0.00

* Total Segment ECPI does not include ECPI amounts from Label A. The total ECPI from Label A is shown separately at the start of the report.

Ellison Executive Superannuation Fund
Pension Non Deductible Expense Report

For The Period 01 July 2020 - 30 June 2021

	Date	Account Code	Account Description	Amount	Expense %	Deductible	Non Deductible
Segment - 01 July 2020 to 30 June 2021							
Label F							
	30/04/2021	39000/ELLBAR00002A	(Life Insurance Premiums) Ellison, Barry - Accumulation (Accumula...	678.70			
	31/12/2020	39000/ELLBAR00002A	(Life Insurance Premiums) Ellison, Barry - Accumulation (Accumula...	678.70			
	26/02/2021	39000/ELLBAR00002A	(Life Insurance Premiums) Ellison, Barry - Accumulation (Accumula...	678.70			
	31/07/2020	39000/ELLBAR00002A	(Life Insurance Premiums) Ellison, Barry - Accumulation (Accumula...	575.91			
	30/10/2020	39000/ELLBAR00002A	(Life Insurance Premiums) Ellison, Barry - Accumulation (Accumula...	678.70			
	30/11/2020	39000/ELLBAR00002A	(Life Insurance Premiums) Ellison, Barry - Accumulation (Accumula...	678.70			
	30/09/2020	39000/ELLBAR00002A	(Life Insurance Premiums) Ellison, Barry - Accumulation (Accumula...	678.70			
	31/03/2021	39000/ELLBAR00002A	(Life Insurance Premiums) Ellison, Barry - Accumulation (Accumula...	678.70			
	16/04/2021	39000/ELLCHR00001A	(Life Insurance Premiums) Ellison, Christine Marie - Accumulation...	5,591.08			
	31/08/2020	39000/ELLBAR00002A	(Life Insurance Premiums) Ellison, Barry - Accumulation (Accumula...	575.91			
	29/01/2021	39000/ELLBAR00002A	(Life Insurance Premiums) Ellison, Barry - Accumulation (Accumula...	678.70			
	28/06/2021	39000/ELLBAR00002A	(Life Insurance Premiums) Ellison, Barry - Accumulation (Accumula...	1,357.40			
			Total	13,529.90	0.000 %	13,529.90	0.00

Ellison Executive Superannuation Fund

Pension Non Deductible Expense Report

For The Period 01 July 2020 - 30 June 2021

	Date	Account Code	Account Description	Amount	Expense %	Deductible	Non Deductible
Label F							
Label H							
	16/04/2021	30700	Auditor's Remuneration	825.00			
			Total	825.00	0.000 %	825.00	0.00
Label I							
	03/05/2021	37500/BTWRAP	BT Wrap Open Cash Account	123.29			
	03/06/2021	37500/BTPANORAMA	BT Panorama Transaction Account	8.22			
	01/12/2020	37500/BTWRAP	BT Wrap Open Cash Account	122.95			
	03/05/2021	37500/BTWRAP	BT Wrap Open Cash Account	132.29			
	01/07/2020	37500/BTWRAP	BT Wrap Open Cash Account	122.95			
	04/01/2021	37500/BTWRAP	BT Wrap Open Cash Account	123.21			
	01/12/2020	37500/BTWRAP	BT Wrap Open Cash Account	115.24			
	02/11/2020	37500/BTWRAP	BT Wrap Open Cash Account	114.48			
	03/06/2021	37500/BTPANORAMA	BT Panorama Transaction Account	36.74			
	04/08/2020	37500/BTWRAP	BT Wrap Open Cash Account	127.05			
	01/09/2020	37500/BTWRAP	BT Wrap Open Cash Account	127.05			
	01/10/2020	37500/BTWRAP	BT Wrap Open Cash Account	122.95			
	22/05/2021	37500/BTWRAP	BT Wrap Open Cash Account	92.88			
	02/11/2020	37500/BTWRAP	BT Wrap Open Cash Account	127.05			
	20/08/2020	37500/BTWRAP	BT Wrap Open Cash Account	3.67			
	01/09/2020	37500/BTWRAP	BT Wrap Open Cash Account	113.67			

Ellison Executive Superannuation Fund

Pension Non Deductible Expense Report

For The Period 01 July 2020 - 30 June 2021

	Date	Account Code	Account Description	Amount	Expense %	Deductible	Non Deductible
Label I							
	01/02/2021	37500/BTWRAP	BT Wrap Open Cash Account	127.40			
	01/03/2021	37500/BTWRAP	BT Wrap Open Cash Account	115.07			
	01/07/2020	37500/BTWRAP	BT Wrap Open Cash Account	107.84			
	01/04/2021	37500/BTWRAP	BT Wrap Open Cash Account	130.73			
	01/02/2021	37500/BTWRAP	BT Wrap Open Cash Account	124.35			
	07/06/2021	37500/BTPANORAMA	BT Panorama Transaction Account	41.10			
	01/03/2021	37500/BTWRAP	BT Wrap Open Cash Account	112.82			
	22/05/2021	37500/BTWRAP	BT Wrap Open Cash Account	86.30			
	01/04/2021	37500/BTWRAP	BT Wrap Open Cash Account	127.40			
	04/08/2020	37500/BTWRAP	BT Wrap Open Cash Account	112.14			
	01/10/2020	37500/BTWRAP	BT Wrap Open Cash Account	110.06			
	04/01/2021	37500/BTWRAP	BT Wrap Open Cash Account	127.05			
			Total	2,935.95	0.000 %	2,935.95	0.00

Label J

	18/11/2020	30900	Advisor Fees	125.00			
	18/12/2020	30900	Advisor Fees	125.00			
	16/10/2020	30900	Advisor Fees	125.00			
	18/03/2021	30900	Advisor Fees	125.00			
	16/04/2021	30900	Advisor Fees	125.00			
	17/07/2020	30900	Advisor Fees	125.00			
	18/08/2020	30900	Advisor Fees	125.00			

Ellison Executive Superannuation Fund
Pension Non Deductible Expense Report

For The Period 01 July 2020 - 30 June 2021

	Date	Account Code	Account Description	Amount	Expense %	Deductible	Non Deductible	
Label J								
	18/02/2021	30900	Advisor Fees	125.00				
	18/05/2021	30900	Advisor Fees	125.00				
	18/01/2021	30900	Advisor Fees	125.00				
	18/09/2020	30900	Advisor Fees	125.00				
	18/06/2021	30900	Advisor Fees	125.00				
	16/04/2021	30100	Accountancy Fees	2,640.00				
			Total	4,140.00	0.000 %	4,140.00	0.00	
	27/04/2021	30400	ATO Supervisory Levy	259.00				
			Total	259.00	0.000 %	259.00	0.00	
						Label Total	4,399.00	0.00
						Total Segment Expenses	21,689.85	0.00
						Total Expenses *	21,689.85	0.00

* General expense percentage - 0.000 %

* Investment expense percentage - 0.000 %

Ellison Executive Superannuation Fund

Statement of Taxable Income

For the year ended 30 June 2021

	2021
	\$
Benefits accrued as a result of operations	153,998.45
Less	
Increase in MV of investments	92,506.60
Accounting Trust Distributions	4,098.22
Non Taxable Contributions	6,416.08
	<u>103,020.90</u>
Add	
Other Non Deductible Expenses	1,879.45
Pension Payments	4,930.00
Franking Credits	4,850.97
Foreign Credits	0.56
Taxable Trust Distributions	2,273.17
Distributed Foreign income	18.84
	<u>13,952.99</u>
SMSF Annual Return Rounding	(1.54)
Taxable Income or Loss	<u>64,929.00</u>
Income Tax on Taxable Income or Loss	9,739.35
Less	
Franking Credits	4,850.97
Foreign Credits	0.56
	<u>4,887.82</u>
CURRENT TAX OR REFUND	<u>4,887.82</u>
Supervisory Levy	259.00
Income Tax Instalments Paid	(351.00)
AMOUNT DUE OR REFUNDABLE	<u>4,795.82</u>

Ellison Executive Superannuation Fund
Tax Reconciliation Report

For the year ended 30 June 2021

Tax Return Label	Date	Account Code	Account Name	Amount \$
C - Income - Gross interest				
	01/07/2020	25000/BTWRAP	BT Wrap Open Cash Account	1.08
	03/07/2020	25000/LTC0001AU	La Trobe Aust Mort - Classic Not	118.03
	03/07/2020	25000/LTC0002AU	La Trobe Aust Cred Fd 12 Mth T Act	1,155.74
	14/07/2020	25000/LTC0002AU	La Trobe Aust Cred Fd 12 Mth T Act	122.95
	31/07/2020	25000/RaboDirect Savings A	RaboDirect Savings Account ***3700-00	0.02
	31/07/2020	25000/MBL120594460	Macquarie Cash Management Account ***4460	0.63
	31/07/2020	25000/ING Direct Business1	ING Direct Business Optimiser ***8005	0.06
	31/07/2020	25000/RobaDirect Premium S	RobaDirect Premium Saver ***3700-10	0.01
	05/08/2020	25000/LTC0002AU	La Trobe Aust Cred Fd 12 Mth T Act	1,143.44
	05/08/2020	25000/LTC0001AU	La Trobe Aust Mort - Classic Not	99.10
	10/08/2020	25000/LTC0002AU	La Trobe Aust Cred Fd 12 Mth T Act	127.05
	31/08/2020	25000/RaboDirect Savings A	RaboDirect Savings Account ***3700-00	0.02
	31/08/2020	25000/MBL120594460	Macquarie Cash Management Account ***4460	0.94
	31/08/2020	25000/ING Direct Business1	ING Direct Business Optimiser ***8005	0.06
	31/08/2020	25000/RobaDirect Premium S	RobaDirect Premium Saver ***3700-10	0.01
	03/09/2020	25000/LTC0002AU	La Trobe Aust Cred Fd 12 Mth T Act	1,143.44
	03/09/2020	25000/LTC0001AU	La Trobe Aust Mort - Classic Not	90.57
	10/09/2020	25000/LTC0002AU	La Trobe Aust Cred Fd 12 Mth T Act	127.05
	30/09/2020	25000/RaboDirect Savings A	RaboDirect Savings Account ***3700-00	0.02
	30/09/2020	25000/MBL120594460	Macquarie Cash Management Account ***4460	1.24
	30/09/2020	25000/ING Direct Business1	ING Direct Business Optimiser ***8005	0.06
	01/10/2020	25000/BTWRAP	BT Wrap Open Cash Account	0.35
	05/10/2020	25000/LTC0002AU	La Trobe Aust Cred Fd 12 Mth T Act	737.70
	05/10/2020	25000/LTC0001AU	La Trobe Aust Mort - Classic Not	181.15
	09/10/2020	25000/LTC0002AU	La Trobe Aust Cred Fd 12 Mth T Act	81.97
	30/10/2020	25000/RaboDirect Savings A	RaboDirect Savings Account ***3700-00	0.02
	31/10/2020	25000/ING Direct Business1	ING Direct Business Optimiser ***8005	0.06
	05/11/2020	25000/LTC0002AU	La Trobe Aust Cred Fd 12 Mth T Act	571.72
	05/11/2020	25000/LTC0001AU	La Trobe Aust Mort - Classic Not	195.66
	10/11/2020	25000/LTC0002AU	La Trobe Aust Cred Fd 12 Mth T Act	63.52
	30/11/2020	25000/RaboDirect Savings A	RaboDirect Savings Account ***3700-00	0.01
	30/11/2020	25000/ING Direct Business1	ING Direct Business Optimiser ***8005	0.03
	02/12/2020	25000/LTC0002AU	La Trobe Aust Cred Fd 12 Mth T Act	553.28
	02/12/2020	25000/LTC0001AU	La Trobe Aust Mort - Classic Not	189.34
	10/12/2020	25000/LTC0002AU	La Trobe Aust Cred Fd 12 Mth T Act	61.48
	31/12/2020	25000/RaboDirect Savings A	RaboDirect Savings Account ***3700-00	0.01
	31/12/2020	25000/MBL120594460	Macquarie Cash Management	8.34

Ellison Executive Superannuation Fund

Tax Reconciliation Report

For the year ended 30 June 2021

Tax Return Label	Date	Account Code	Account Name	Amount \$
C - Income - Gross interest				
			Account ***4460	
	31/12/2020	25000/ING Direct Business1	ING Direct Business Optimiser ***8005	0.02
	01/01/2021	25000/BTWRAP	BT Wrap Open Cash Account	0.29
	06/01/2021	25000/LTC0002AU	La Trobe Aust Cred Fd 12 Mth T Act	552.66
	06/01/2021	25000/LTC0001AU	La Trobe Aust Mort - Classic Not	158.39
	08/01/2021	25000/LTC0002AU	La Trobe Aust Cred Fd 12 Mth T Act	63.52
	29/01/2021	25000/RaboDirect Savings A	RaboDirect Savings Account ***3700-00	0.01
	29/01/2021	25000/MBL120594460	Macquarie Cash Management Account ***4460	4.16
	31/01/2021	25000/ING Direct Business1	ING Direct Business Optimiser ***8005	0.02
	03/02/2021	25000/LTC0002AU	La Trobe Aust Cred Fd 12 Mth T Act	554.18
	03/02/2021	25000/LTC0001AU	La Trobe Aust Mort - Classic Not	158.82
	10/02/2021	25000/LTC0002AU	La Trobe Aust Cred Fd 12 Mth T Act	63.70
	26/02/2021	25000/RaboDirect Savings A	RaboDirect Savings Account ***3700-00	0.01
	26/02/2021	25000/MBL120594460	Macquarie Cash Management Account ***4460	3.40
	28/02/2021	25000/ING Direct Business1	ING Direct Business Optimiser ***8005	0.02
	03/03/2021	25000/LTC0002AU	La Trobe Aust Cred Fd 12 Mth T Act	500.55
	03/03/2021	25000/LTC0001AU	La Trobe Aust Mort - Classic Not	143.45
	10/03/2021	25000/LTC0002AU	La Trobe Aust Cred Fd 12 Mth T Act	57.53
	31/03/2021	25000/RaboDirect Savings A	RaboDirect Savings Account ***3700-00	0.01
	31/03/2021	25000/MBL120594460	Macquarie Cash Management Account ***4460	3.74
	31/03/2021	25000/ING Direct Business1	ING Direct Business Optimiser ***8005	0.02
	01/04/2021	25000/BTWRAP	BT Wrap Open Cash Account	0.48
	06/04/2021	25000/LTC0001AU	La Trobe Aust Mort - Classic Not	112.25
	06/04/2021	25000/LTC0002AU	La Trobe Aust Cred Fd 12 Mth T Act	554.18
	09/04/2021	25000/LTC0002AU	La Trobe Aust Cred Fd 12 Mth T Act	63.70
	30/04/2021	25000/RaboDirect Savings A	RaboDirect Savings Account ***3700-00	0.01
	30/04/2021	25000/MBL120594460	Macquarie Cash Management Account ***4460	3.92
	30/04/2021	25000/ING Direct Business1	ING Direct Business Optimiser ***8005	0.02
	04/05/2021	25000/LTC0001AU	La Trobe Aust Mort - Classic Not	83.84
	04/05/2021	25000/LTC0002AU	La Trobe Aust Cred Fd 12 Mth T Act	536.30
	10/05/2021	25000/LTC0002AU	La Trobe Aust Cred Fd 12 Mth T Act	61.64
	22/05/2021	25000/BTWRAP	BT Wrap Open Cash Account	0.54
	31/05/2021	25000/RaboDirect Savings A	RaboDirect Savings Account ***3700-00	0.01
	31/05/2021	25000/MBL120594460	Macquarie Cash Management Account ***4460	6.54
	31/05/2021	25000/ING Direct Business1	ING Direct Business Optimiser ***8005	0.02
	31/05/2021	25000/BTPANORAMA	BT Panorama Transaction Account	0.11
	03/06/2021	25000/LTC0001AU	La Trobe Aust Mort - Classic Not	86.63

Ellison Executive Superannuation Fund

Tax Reconciliation Report

For the year ended 30 June 2021

Tax Return Label	Date	Account Code	Account Name	Amount \$
C - Income - Gross interest				
	03/06/2021	25000/LTC0002AU	La Trobe Aust Cred Fd 12 Mth T Act	554.18
	11/06/2021	25000/LTC0002AU	La Trobe Aust Cred Fd 12 Mth T Act	63.70
	30/06/2021	25000/MBL120594460	Macquarie Cash Management Account ***4460	4.03
	30/06/2021	25000/RaboDirect Savings A	RaboDirect Savings Account ***3700-00	0.01
	30/06/2021	25000/ING Direct Business1	ING Direct Business Optimiser ***8005	0.02
	30/06/2021	25000/BTPANORAMA	BT Panorama Transaction Account	0.14
Sub-Total				11,172.93
Ignore Cents				0.93
Total				11,172.00
D1 - Income - Gross foreign income				
	19/01/2021	23800/MVW.AX	Vaneck Vectors Australian Equal Weight Etf	10.08
	30/06/2021	23800/MVW.AX	Vaneck Vectors Australian Equal Weight Etf	8.16
	30/06/2021	23800/FID0008AU	Fidelity Aust Equities Fd	1.16
Sub-Total				19.40
Ignore Cents				0.40
Total				19.00
D - Income - Net foreign income				
	19/01/2021	23800/MVW.AX	Vaneck Vectors Australian Equal Weight Etf	10.08
	30/06/2021	23800/MVW.AX	Vaneck Vectors Australian Equal Weight Etf	8.16
	30/06/2021	23800/FID0008AU	Fidelity Aust Equities Fd	1.16
Sub-Total				19.40
Ignore Cents				0.40
Total				19.00
J - Unfranked dividend amount				
	25/09/2020	23900/QBE.AX	QBE Insurance Group Limited	42.52
	02/10/2020	23900/ORG.AX	Origin Energy Limited	109.70
	26/03/2021	23900/ORG.AX	Origin Energy Limited	137.13
Sub-Total				289.35
Ignore Cents				0.35
Total				289.00
K - Franked dividend amount				
	02/07/2020	23900/SGR.AX	The Star Entertainment Group Limited	622.44
	03/07/2020	23900/NAB.AX	National Australia Bank Limited	245.10
	15/09/2020	23900/CBAPG.AX1	Commonwealth Bank Conv. Pref.	118.56
	18/09/2020	23900/WPL.AX	Woodside Petroleum Ltd	276.20
	22/09/2020	23900/BHP.AX	BHP Group Limited	605.16
	24/09/2020	23900/TLS.AX	Telstra Corporation Limited.	804.00
	25/09/2020	23900/QBE.AX	QBE Insurance Group Limited	4.72

Ellison Executive Superannuation Fund

Tax Reconciliation Report

For the year ended 30 June 2021

Tax Return Label	Date	Account Code	Account Name	Amount \$
K - Franked dividend amount				
	25/09/2020	23900/PPT.AX	Perpetual Limited	722.50
	30/09/2020	23900/ANZ.AX	Australia And New Zealand Banking Group Limited	195.25
	06/10/2020	23900/WOW.AX	Woolworths Group Limited	96.00
	10/12/2020	23900/NAB.AX	National Australia Bank Limited	313.50
	15/12/2020	23900/CBAPG.AX1	Commonwealth Bank Conv. Pref.	117.04
	16/12/2020	23900/ANZ.AX	Australia And New Zealand Banking Group Limited	273.35
	18/12/2020	23900/WBC.AX	Westpac Banking Corporation	247.69
	15/03/2021	23900/CBAPG.AX1	Commonwealth Bank Conv. Pref.	113.28
	23/03/2021	23900/BHP.AX	BHP Group Limited	1,051.70
	23/03/2021	23900/CGF.AX	Challenger Limited	1,122.43
	24/03/2021	23900/WPL.AX	Woodside Petroleum Ltd	116.56
	26/03/2021	23900/TLS.AX	Telstra Corporation Limited.	804.00
	26/03/2021	23900/PPT.AX	Perpetual Limited	1,213.80
	14/04/2021	23900/WOW.AX	Woolworths Group Limited	106.00
	15/06/2021	23900/CBAPG.AX1	Commonwealth Bank Conv. Pref.	116.43
	25/06/2021	23900/WBC.AX	Westpac Banking Corporation	463.42
Sub-Total				9,749.13
Ignore Cents				0.13
Total				9,749.00
L - Income - Dividend franking credit				
	02/07/2020	23900/SGR.AX	The Star Entertainment Group Limited	266.76
	03/07/2020	23900/NAB.AX	National Australia Bank Limited	105.04
	15/09/2020	23900/CBAPG.AX1	Commonwealth Bank Conv. Pref.	50.81
	18/09/2020	23900/WPL.AX	Woodside Petroleum Ltd	118.37
	22/09/2020	23900/BHP.AX	BHP Group Limited	259.35
	24/09/2020	23900/TLS.AX	Telstra Corporation Limited.	344.57
	25/09/2020	23900/QBE.AX	QBE Insurance Group Limited	2.02
	25/09/2020	23900/PPT.AX	Perpetual Limited	309.64
	30/09/2020	23900/ANZ.AX	Australia And New Zealand Banking Group Limited	83.68
	06/10/2020	23900/WOW.AX	Woolworths Group Limited	41.14
	10/12/2020	23900/NAB.AX	National Australia Bank Limited	134.36
	15/12/2020	23900/CBAPG.AX1	Commonwealth Bank Conv. Pref.	50.16
	16/12/2020	23900/ANZ.AX	Australia And New Zealand Banking Group Limited	117.15
	18/12/2020	23900/WBC.AX	Westpac Banking Corporation	106.15
	15/03/2021	23900/CBAPG.AX1	Commonwealth Bank Conv. Pref.	48.55
	23/03/2021	23900/BHP.AX	BHP Group Limited	450.73
	23/03/2021	23900/CGF.AX	Challenger Limited	481.04
	24/03/2021	23900/WPL.AX	Woodside Petroleum Ltd	49.95
	26/03/2021	23900/TLS.AX	Telstra Corporation Limited.	344.57
	26/03/2021	23900/PPT.AX	Perpetual Limited	520.20
	14/04/2021	23900/WOW.AX	Woolworths Group Limited	45.43

Ellison Executive Superannuation Fund

Tax Reconciliation Report

For the year ended 30 June 2021

Tax Return Label	Date	Account Code	Account Name	Amount \$
L - Income - Dividend franking credit				
	15/06/2021	23900/CBAPG.AX1	Commonwealth Bank Conv. Pref.	49.90
	25/06/2021	23900/WBC.AX	Westpac Banking Corporation	198.61
Sub-Total				4,178.18
Ignore Cents				0.18
Total				4,178.00
M - Gross trust distributions				
	19/01/2021	23800/MVW.AX	Vaneck Vectors Australian Equal Weight Etf	761.97
	26/02/2021	23800/SGP.AX	Stockland	428.26
	12/04/2021	23800/FID0008AU	Fidelity Aust Equities Fd	103.10
	30/06/2021	23800/SGP.AX	Stockland	286.62
	30/06/2021	23800/MVW.AX	Vaneck Vectors Australian Equal Weight Etf	616.83
	30/06/2021	23800/FID0008AU	Fidelity Aust Equities Fd	749.18
Sub-Total				2,945.96
Ignore Cents				0.96
Total				2,945.00
R1 - Assessable employer contributions				
	19/08/2020	24200/ELLBAR00002A	(Contributions) Ellison, Barry - Accumulation (Accumulation)	2,469.42
	19/08/2020	24200/ELLCHR00001A	(Contributions) Ellison, Christine Marie - Accumulation (Accumula...)	2,469.42
	09/11/2020	24200/ELLBAR00002A	(Contributions) Ellison, Barry - Accumulation (Accumulation)	1,646.66
	09/11/2020	24200/ELLCHR00001A	(Contributions) Ellison, Christine Marie - Accumulation (Accumula...)	1,646.66
Sub-Total				8,232.16
Ignore Cents				0.16
Total				8,232.00
R2 - Assessable personal contributions				
	31/07/2020	24200/ELLBAR00002A	(Contributions) Ellison, Barry - Accumulation (Accumulation)	5,000.00
	31/07/2020	24200/ELLCHR00001A	(Contributions) Ellison, Christine Marie - Accumulation (Accumula...)	5,000.00
	21/04/2021	24200/ELLBAR00002A	(Contributions) Ellison, Barry - Accumulation (Accumulation)	20,000.00
	21/04/2021	24200/ELLCHR00001A	(Contributions) Ellison, Christine Marie - Accumulation (Accumula...)	20,000.00
Sub-Total				50,000.00
Ignore Cents				0.00
Total				50,000.00
R - Assessable contributions (R1 plus R2 plus R3 less R6)				
			Assessable employer contributions	8,232.16
			Assessable personal contributions	50,000.00
Sub-Total				58,232.16
Ignore Cents				0.16
Total				58,232.00

Ellison Executive Superannuation Fund

Tax Reconciliation Report

For the year ended 30 June 2021

Tax Return Label	Date	Account Code	Account Name	Amount \$
S - Income - Other income				
	02/07/2020	26500/MBL120594460	Macquarie Cash Management Account ***4460	4.84
	04/08/2020	26500/MBL120594460	Macquarie Cash Management Account ***4460	3.09
	02/09/2020	26500/MBL120594460	Macquarie Cash Management Account ***4460	4.97
	02/10/2020	26500/MBL120594460	Macquarie Cash Management Account ***4460	6.43
	03/11/2020	26500/MBL120594460	Macquarie Cash Management Account ***4460	6.78
	02/12/2020	26500/MBL120594460	Macquarie Cash Management Account ***4460	7.17
Sub-Total				33.28
Ignore Cents				0.28
Total				33.00
W - GROSS INCOME (Sum of labels A to U)				
				86,617.00
Sub-Total				86,617.00
Ignore Cents				0.00
Total				86,617.00
V - TOTAL ASSESSABLE INCOME (W less Y)				
				86,617.00
Sub-Total				86,617.00
Ignore Cents				0.00
Total				86,617.00
F1 - Expenses - Insurance Premiums				
	16/04/2021	39000/ELLCHR00001A	(Life Insurance Premiums) Ellison, Christine Marie - Accumulation...	5,591.08
	31/07/2020	39000/ELLBAR00002A	(Life Insurance Premiums) Ellison, Barry - Accumulation (Accumula...	575.91
	31/08/2020	39000/ELLBAR00002A	(Life Insurance Premiums) Ellison, Barry - Accumulation (Accumula...	575.91
	30/09/2020	39000/ELLBAR00002A	(Life Insurance Premiums) Ellison, Barry - Accumulation (Accumula...	678.70
	30/10/2020	39000/ELLBAR00002A	(Life Insurance Premiums) Ellison, Barry - Accumulation (Accumula...	678.70
	30/11/2020	39000/ELLBAR00002A	(Life Insurance Premiums) Ellison, Barry - Accumulation (Accumula...	678.70
	31/12/2020	39000/ELLBAR00002A	(Life Insurance Premiums) Ellison, Barry - Accumulation (Accumula...	678.70
	29/01/2021	39000/ELLBAR00002A	(Life Insurance Premiums) Ellison, Barry - Accumulation (Accumula...	678.70
	26/02/2021	39000/ELLBAR00002A	(Life Insurance Premiums) Ellison, Barry - Accumulation (Accumula...	678.70
	31/03/2021	39000/ELLBAR00002A	(Life Insurance Premiums) Ellison, Barry - Accumulation (Accumula...	678.70
	30/04/2021	39000/ELLBAR00002A	(Life Insurance Premiums) Ellison, Barry - Accumulation (Accumula...	678.70
	28/06/2021	39000/ELLBAR00002A	(Life Insurance Premiums) Ellison, Barry - Accumulation (Accumula...	1,357.40

Ellison Executive Superannuation Fund

Tax Reconciliation Report

For the year ended 30 June 2021

Tax Return Label	Date	Account Code	Account Name	Amount \$
F1 - Expenses - Insurance Premiums				
Sub-Total				13,529.90
Ignore Cents				0.90
Total				13,529.00
H1 - Expenses - SMSF auditor fee				
	16/04/2021	30700	Auditor's Remuneration	825.00
Sub-Total				825.00
Ignore Cents				0.00
Total				825.00
I1 - Expenses - Investment expenses				
	01/07/2020	37500/BTWRAP	BT Wrap Open Cash Account	107.84
	01/07/2020	37500/BTWRAP	BT Wrap Open Cash Account	122.95
	04/08/2020	37500/BTWRAP	BT Wrap Open Cash Account	112.14
	04/08/2020	37500/BTWRAP	BT Wrap Open Cash Account	127.05
	20/08/2020	37500/BTWRAP	BT Wrap Open Cash Account	3.67
	01/09/2020	37500/BTWRAP	BT Wrap Open Cash Account	113.67
	01/09/2020	37500/BTWRAP	BT Wrap Open Cash Account	127.05
	01/10/2020	37500/BTWRAP	BT Wrap Open Cash Account	110.06
	01/10/2020	37500/BTWRAP	BT Wrap Open Cash Account	122.95
	02/11/2020	37500/BTWRAP	BT Wrap Open Cash Account	114.48
	02/11/2020	37500/BTWRAP	BT Wrap Open Cash Account	127.05
	01/12/2020	37500/BTWRAP	BT Wrap Open Cash Account	115.24
	01/12/2020	37500/BTWRAP	BT Wrap Open Cash Account	122.95
	04/01/2021	37500/BTWRAP	BT Wrap Open Cash Account	123.21
	04/01/2021	37500/BTWRAP	BT Wrap Open Cash Account	127.05
	01/02/2021	37500/BTWRAP	BT Wrap Open Cash Account	124.35
	01/02/2021	37500/BTWRAP	BT Wrap Open Cash Account	127.40
	01/03/2021	37500/BTWRAP	BT Wrap Open Cash Account	112.82
	01/03/2021	37500/BTWRAP	BT Wrap Open Cash Account	115.07
	01/04/2021	37500/BTWRAP	BT Wrap Open Cash Account	130.73
	01/04/2021	37500/BTWRAP	BT Wrap Open Cash Account	127.40
	03/05/2021	37500/BTWRAP	BT Wrap Open Cash Account	132.29
	03/05/2021	37500/BTWRAP	BT Wrap Open Cash Account	123.29
	22/05/2021	37500/BTWRAP	BT Wrap Open Cash Account	92.88
	22/05/2021	37500/BTWRAP	BT Wrap Open Cash Account	86.30
	03/06/2021	37500/BTPANORAMA	BT Panorama Transaction Account	36.74
	03/06/2021	37500/BTPANORAMA	BT Panorama Transaction Account	8.22
	07/06/2021	37500/BTPANORAMA	BT Panorama Transaction Account	41.10
Sub-Total				2,935.95
Ignore Cents				0.95
Total				2,935.00
J1 - Expenses - Management and administration expenses				
	17/07/2020	30900	Advisor Fees	125.00

Ellison Executive Superannuation Fund

Tax Reconciliation Report

For the year ended 30 June 2021

Tax Return Label	Date	Account Code	Account Name	Amount \$
J1 - Expenses - Management and administration expenses				
	18/08/2020	30900	Advisor Fees	125.00
	18/09/2020	30900	Advisor Fees	125.00
	16/10/2020	30900	Advisor Fees	125.00
	18/11/2020	30900	Advisor Fees	125.00
	18/12/2020	30900	Advisor Fees	125.00
	18/01/2021	30900	Advisor Fees	125.00
	18/02/2021	30900	Advisor Fees	125.00
	18/03/2021	30900	Advisor Fees	125.00
	16/04/2021	30900	Advisor Fees	125.00
	16/04/2021	30100	Accountancy Fees	2,640.00
	18/05/2021	30900	Advisor Fees	125.00
	18/06/2021	30900	Advisor Fees	125.00
	27/04/2021	30400	ATO Supervisory Levy	259.00
Sub-Total				4,399.00
Ignore Cents				0.00
Total				4,399.00
N - TOTAL DEDUCTIONS				
				21,688.00
Sub-Total				21,688.00
Ignore Cents				0.00
Total				21,688.00
O - TAXABLE INCOME OR LOSS				
				64,929.00
Sub-Total				64,929.00
Ignore Cents				0.00
Total				64,929.00
Z - TOTAL SMSF EXPENSES				
				21,688.00
Sub-Total				21,688.00
Ignore Cents				0.00
Total				21,688.00
A - Taxable income				
				64,929.00
Sub-Total				64,929.00
Ignore Cents				0.00
Total				64,929.00
T1 - Tax on taxable income				
				9,739.35

Ellison Executive Superannuation Fund

Tax Reconciliation Report

For the year ended 30 June 2021

Tax Return Label	Date	Account Code	Account Name	Amount \$
T1 - Tax on taxable income				
Sub-Total				9,739.35
Ignore Cents				0.00
Total				9,739.35
B - Gross Tax				
				9,739.35
Sub-Total				9,739.35
Ignore Cents				0.00
Total				9,739.35
C1 - Foreign income tax offset				
	19/01/2021	23800/MVW.AX	Vaneck Vectors Australian Equal Weight Etf	0.27
	30/06/2021	23800/MVW.AX	Vaneck Vectors Australian Equal Weight Etf	0.22
	30/06/2021	23800/FID0008AU	Fidelity Aust Equities Fd	0.07
Sub-Total				0.56
Ignore Cents				0.00
Total				0.56
C - Non-refundable non-carry forward tax offsets				
				0.56
Sub-Total				0.56
Ignore Cents				0.00
Total				0.56
T2 - SUBTOTAL				
				9,738.79
Sub-Total				9,738.79
Ignore Cents				0.00
Total				9,738.79
T3 - SUBTOTAL 2				
				9,738.79
Sub-Total				9,738.79
Ignore Cents				0.00
Total				9,738.79
E1 - Complying fund's franking credits tax offset				
	02/07/2020	23900/SGR.AX	The Star Entertainment Group Limited	266.76
	03/07/2020	23900/NAB.AX	National Australia Bank Limited	105.04
	15/09/2020	23900/CBAPG.AX1	Commonwealth Bank Conv. Pref.	50.81
	18/09/2020	23900/WPL.AX	Woodside Petroleum Ltd	118.37
	22/09/2020	23900/BHP.AX	BHP Group Limited	259.35
	24/09/2020	23900/TLS.AX	Telstra Corporation Limited.	344.57
	25/09/2020	23900/QBE.AX	QBE Insurance Group Limited	2.02
	25/09/2020	23900/PPT.AX	Perpetual Limited	309.64

Ellison Executive Superannuation Fund

Tax Reconciliation Report

For the year ended 30 June 2021

Tax Return Label	Date	Account Code	Account Name	Amount \$
E1 - Complying fund's franking credits tax offset				
	30/09/2020	23900/ANZ.AX	Australia And New Zealand Banking Group Limited	83.68
	06/10/2020	23900/WOW.AX	Woolworths Group Limited	41.14
	10/12/2020	23900/NAB.AX	National Australia Bank Limited	134.36
	15/12/2020	23900/CBAPG.AX1	Commonwealth Bank Conv. Pref.	50.16
	16/12/2020	23900/ANZ.AX	Australia And New Zealand Banking Group Limited	117.15
	18/12/2020	23900/WBC.AX	Westpac Banking Corporation	106.15
	15/03/2021	23900/CBAPG.AX1	Commonwealth Bank Conv. Pref.	48.55
	23/03/2021	23900/BHP.AX	BHP Group Limited	450.73
	23/03/2021	23900/CGF.AX	Challenger Limited	481.04
	24/03/2021	23900/WPL.AX	Woodside Petroleum Ltd	49.95
	26/03/2021	23900/TLS.AX	Telstra Corporation Limited.	344.57
	26/03/2021	23900/PPT.AX	Perpetual Limited	520.20
	14/04/2021	23900/WOW.AX	Woolworths Group Limited	45.43
	15/06/2021	23900/CBAPG.AX1	Commonwealth Bank Conv. Pref.	49.90
	25/06/2021	23900/WBC.AX	Westpac Banking Corporation	198.61
	19/01/2021	23800/MVW.AX	Vaneck Vectors Australian Equal Weight Etf	199.20
	12/04/2021	23800/FID0008AU	Fidelity Aust Equities Fd	34.08
	30/06/2021	23800/MVW.AX	Vaneck Vectors Australian Equal Weight Etf	161.25
	30/06/2021	23800/FID0008AU	Fidelity Aust Equities Fd	278.26
Sub-Total				4,850.97
Ignore Cents				0.00
Total				4,850.97
E - Refundable tax offsets				
				4,850.97
Sub-Total				4,850.97
Ignore Cents				0.00
Total				4,850.97
T5 - TAX PAYABLE				
				4,887.82
Sub-Total				4,887.82
Ignore Cents				0.00
Total				4,887.82
K - PAYG instalments raised				
	30/06/2021	85000	Income Tax Payable/Refundable	351.00
Sub-Total				351.00
Ignore Cents				0.00
Total				351.00
L - Supervisory levy				
				259.00

Ellison Executive Superannuation Fund

Tax Reconciliation Report

For the year ended 30 June 2021

Tax Return Label	Date	Account Code	Account Name	Amount
				\$
<hr/>				
L - Supervisory levy				
Sub-Total				259.00
Ignore Cents				0.00
Total				259.00
<hr/>				
S - AMOUNT DUE OR REFUNDABLE				
				4,795.82
Sub-Total				4,795.82
Ignore Cents				0.00
Total				4,795.82



Australian Government
Australian Taxation Office

Agent PDK FINANCIAL SYNERGY PTY LTD
Client ELLISON EXECUTIVE SUPERANNUATION FUND
ABN 34 009 875 157
TFN 789 518 265

Activity statement 001

Date generated	17/02/2022
Overdue	\$702.00 DR
Not yet due	\$0.00
Balance	\$702.00 DR

Transactions

3 results found - from **01 July 2020** to **01 October 2021** sorted by **processed date** ordered **newest to oldest**

Processed date	Effective date	Description	Debit (DR)	Credit (CR)	Balance
1 Oct 2021	1 Oct 2021	General interest charge			\$702.00 DR
24 Sep 2021	28 Oct 2021	Original Activity Statement for the period ending 30 Sep 21 - PAYG Instalments	\$351.00		\$702.00 DR
5 Sep 2021	28 Jul 2021	Original Activity Statement for the period ending 30 Jun 21 - PAYG Instalments	\$351.00		\$351.00 DR



Australian Government
Australian Taxation Office

Agent PDK FINANCIAL SYNERGY PTY LTD
Client ELLISON EXECUTIVE SUPERANNUATION FUND
ABN 34 009 875 157
TFN 789 518 265

Activity statement 001

Tax type summary

Income tax year	2021
Period	01 July 2020 - 30 June 2021
Type	Pay as you go Instalments
Balance	\$351.00 DR

Transactions

Processed date	Effective date	Description	Debit (DR)	Credit (CR)	Balance
05/09/2021	28/07/2021	Original Activity Statement for the period ending 30 Jun 21 - PAYG Instalments	\$351.00		\$351.00 DR



Australian Government
Australian Taxation Office

Agent PDK FINANCIAL SYNERGY PTY LTD
Client ELLISON EXECUTIVE SUPERANNUATION FUND
ABN 34 009 875 157
TFN 789 518 265

Income tax 551

Date generated	17/02/2022
Overdue	\$0.00
Not yet due	\$0.00
Balance	\$0.00

Transactions

2 results found - from **01 July 2020** to **17 February 2022** sorted by **processed date** ordered **newest to oldest**

Processed date	Effective date	Description	Debit (DR)	Credit (CR)	Balance
21 Apr 2021	27 Apr 2021	EFT refund for Income Tax for the period from 01 Jul 19 to 30 Jun 20	\$2,458.13		\$0.00
21 Apr 2021	21 Apr 2021	Tax return Self Man Superfund - Income Tax for the period from 01 Jul 19 to 30 Jun 20		\$2,458.13	\$2,458.13 CR

86000 - PAYG Payable

2021 Financial Year

Preparer Kelly Fu

Reviewer Kelly Fu

Status Completed

Account Code	Description	CY Balance	LY Balance	Change
86000	PAYG Payable	(\$351.00)		100%
TOTAL		CY Balance	LY Balance	
		(\$351.00)		

Supporting Documents

No supporting documents

Standard Checklist

- Attach copy of PAYG Payment Summary
- Confirm Transactions in ATO Portal

89000 - Deferred Tax Liability/Asset

2021 Financial Year

Preparer Kelly Fu

Reviewer Kelly Fu

Status Completed

Account Code	Description	CY Balance	LY Balance	Change
89000	Deferred Tax Liability/Asset	\$15,606.21	\$25,136.36	(37.91)%
TOTAL		CY Balance	LY Balance	
		\$15,606.21	\$25,136.36	

Supporting Documents

- Deferred Tax Reconciliation Report [Report](#)

Standard Checklist

- Attach all source documentation and confirmations of Liability
- Attach copy of Deferred Tax Reconciliation Report

Ellison Executive Superannuation Fund

Deferred Tax Reconciliation

For The Period 01 July 2020 - 30 June 2021

Investment Code	Investment Name	Revaluation/Tax Deferred	Permanent Difference (Non-Assessable)	Temporary Difference (Assessable)	Temporary Difference (Accumulation Portion)
Revaluations					
BHP.AX	BHP Group Limited	10,225.50	3,408.50	6,817.00	6,817.00
PPT.AX	Perpetual Limited	14,620.47	4,873.49	9,746.98	9,746.98
CIM.AX	Cimic Group Limited	(426.49)	(142.16)	(284.33)	(284.33)
SGP.AX	Stockland	6,008.85	2,002.95	4,005.90	4,005.90
TLS.AX	Telstra Corporation Limited.	8,475.45	2,825.15	5,650.30	5,650.30
ANZ.AX	Australia And New Zealand Banking Group Limited	7,427.31	2,475.77	4,951.54	4,951.54
CBAPG.AX1	Commonwealth Bank Conv. Pref.	860.16	286.72	573.44	573.44
FID0008AU	Fidelity Aust Equities Fd	2,912.27	970.76	1,941.51	1,941.51
EDV.AX	Endeavour Group Limited	241.14	80.38	160.76	160.76
QBE.AX	QBE Insurance Group Limited	2,279.33	759.78	1,519.55	1,519.55
SYD.AX	Sydney Airport	(1,179.39)	(393.13)	(786.26)	(786.26)
WOW.AX	Woolworths Group Limited	1,186.86	395.62	791.24	791.24
ORG.AX	Origin Energy Limited	(2,139.32)	(713.11)	(1,426.21)	(1,426.21)
WPL.AX	Woodside Petroleum Ltd	426.72	142.24	284.48	284.48
SGR.AX	The Star Entertainment Group Limited	5,038.80	1,679.60	3,359.20	3,359.20
NAB.AX	National Australia Bank Limited	8,360.00	2,786.67	5,573.33	5,573.33
WBC.AX	Westpac Banking Corporation	6,280.14	2,093.38	4,186.76	4,186.76
RHC.AX	Ramsay Health Care Limited	16.79	5.60	11.19	11.19
CGF.AX	Challenger Limited	11,981.59	3,993.86	7,987.73	7,987.73
MVW.AX	Vaneck Vectors Australian Equal Weight Etf	9,910.42	3,303.47	6,606.95	6,606.95
		92,506.60	30,835.54	61,671.06	61,671.06

Ellison Executive Superannuation Fund
Deferred Tax Reconciliation

For The Period 01 July 2020 - 30 June 2021

Investment Code	Investment Name	Revaluation/Tax Deferred	Permanent Difference (Non-Assessable)	Temporary Difference (Assessable)	Temporary Difference (Accumulation Portion)
Tax Deferred Distributions					
MVW.AX	Vaneck Vectors Australian Equal Weight Etf	108.66	0.00	108.66	108.66
MVW.AX	Vaneck Vectors Australian Equal Weight Etf	87.96	0.00	87.96	87.96
SGP.AX	Stockland	(181.78)	0.00	(181.78)	(181.78)
SGP.AX	Stockland	74.70	0.00	74.70	74.70
		89.54	0.00	89.54	89.54
Total		92,596.14	30,835.54	61,760.60	61,760.60
Deferred Tax Liability (Asset) Summary					
Opening Balance		(25,136.36)			
Current Year Transactions		9,264.09			
Total Capital Losses		0.00			
Total Tax Losses		0.00			
Deferred Tax WriteBacks/Adjustment		0.00			
Capital Loss carried forward recouped		266.06			
Tax Loss carried forward recouped		0.00			
Closing Balance		(15,606.21)			

A - Financial Statements

2021 Financial Year

Preparer Kelly Fu

Reviewer Kelly Fu

Status N/A - Not Applicable

Supporting Documents

No supporting documents

Standard Checklist

- Attach copy of Financial Statements
- Attach copy of SMSF Annual Return

B - Permanent Documents

2021 Financial Year

Preparer Kelly Fu

Reviewer Kelly Fu

Status N/A - Not Applicable

Supporting Documents

- Fund Summary Report Report

Standard Checklist

- Attach latest copy of ASIC annual company statement (if corporate trustee)
- Ensure latest copies of ATO Trustee Declarations and ATO confirmation that the fund is a regulated fund is attached.
- Ensure latest copies of trustee consents, member consents and registers are attached
- Ensure latest copy of trust deed (including amendments) are attached
- Use [Australian Business Register](#) to ensure details are correct
- Use [Super Fund Lookup](#) to check the eligibility to receive rollovers and contributions

Ellison Executive Superannuation Fund

Fund Summary Report

As at 30 June 2021

Fund Details

Date Formed: 17/09/2002
Tax File Number: Provided
ABN: 34009875157

Period: 01/07/2020 - 30/06/2021
Fund Type: SMSF
GST Registered: No

Postal Address:

PO Box 574
Prospect East, South Australia 5082

Physical Address:

PO Box 574
Prospect East, South Australia 5082

Members

Number of Members: 2

Name	Age	Member Accounts	Pension Accounts	Tax File Number	Beneficiary Details
Ellison, Barry	63	2	1	Provided	Not Provided
Ellison, Christine Marie	60	1	0	Provided	Not Provided

Fund Relationships

Relationship Type	Contact
Auditor	Boys, Anthony William
Fund Contact	Ellison, Barry
Tax Agent	PDK Financial Synergy Pty Ltd
Trustee	Ellison, Barry
Trustee	Ellison, Christine Marie

C - Other Documents

2021 Financial Year

Preparer Kelly Fu

Reviewer Kelly Fu

Status N/A - Not Applicable

Supporting Documents

No supporting documents

Standard Checklist

- Attach copy of any SOAs issued during the Financial Year
- Attach copy of Investment Strategy
- Attach signed Engagement Letter
- Attach signed Trustee Representation Letter
- Attach Trustee Minutes prepared during the year

D - Pension Documentation

2021 Financial Year

Preparer Kelly Fu

Reviewer Kelly Fu

Status N/A - Not Applicable

Supporting Documents

- Pension Summary Report Report
- Transfer Balance Account Summary Report

Standard Checklist

- Attach Actuarial Certificate
- Attach documentation supporting any pensions commenced during the financial year
- Attach documentation supporting any pensions commuted during the financial year
- Ensure correct Transfer Balance Account Reports have been lodged with the ATO

Ellison Executive Superannuation Fund

Pension Summary

As at 30 June 2021

Member Name : Ellison, Barry

Member Age : 62* (Date of Birth : Provided)

Member Code	Pension Type	Pension Start Date	Tax Free	Min / PF	Minimum	Maximum	Gross Pension Payments	PAYG	Net Pension Payment	Amount to reach Minimum
ELLBAR0001P	Transition to Retirement Pension	01/07/2013	1.05%	2.00%	\$4,930.00*	\$24,668.12	\$4,930.00	\$0.00	\$4,930.00	\$0.00

*COVID-19 50% reduction has been applied to the minimum pension amount.

					\$4,930.00	\$24,668.12	\$4,930.00	\$0.00	\$4,930.00	\$0.00
--	--	--	--	--	-------------------	--------------------	-------------------	---------------	-------------------	---------------

Total :

					\$4,930.00	\$24,668.12	\$4,930.00	\$0.00	\$4,930.00	\$0.00
--	--	--	--	--	-------------------	--------------------	-------------------	---------------	-------------------	---------------

*Age as at 01/07/2020 or pension start date for new pensions.

Ellison Executive Superannuation Fund
Transfer Balance Account Summary

For The Period 01 July 2020 - 30 June 2021

Member	Pension Type	Date	Lodgment Date	Transaction Type	Event Type	Debit	Credit	Balance	Cap Limit	Remaining Cap
--------	--------------	------	---------------	------------------	------------	-------	--------	---------	-----------	---------------

Barry Ellison

Christine Marie Ellison

E - Estate Planning

2021 Financial Year

Preparer Kelly Fu

Reviewer Kelly Fu

Status N/A - Not Applicable

Supporting Documents

No supporting documents

Standard Checklist

- Attach Death Benefit Nominations (if applicable)
- Attach Life Insurance Policies (if applicable)
- Attach Reversionary Pension documentation (if applicable)
- Attach SMSF Will (if applicable)
- Review current Estate planning to ensure it matches wishes of members