
Workpapers - 2022 Financial Year

Dimech Superannuation Fund

Preparer: Shelley Lian

Reviewer: Steven Lee

Printed: 02 June 2023

Lead Schedule

2022 Financial Year

Code	Workpaper	CY Balance	LY Balance	Change	Status
23800	Distributions Received	(\$15,868.94)		100%	Completed
23900	Dividends Received	(\$15,320.03)		100%	Completed
24200	Contributions	(\$141,894.33)		100%	Completed
24700	Changes in Market Values of Investments	\$214,476.52		100%	Completed
24800	Changes in Market Values of Other Assets	(\$60,200.00)		100%	Completed
25000	Interest Received	(\$100.69)		100%	Completed
30100	Accountancy Fees	\$5,540.00		100%	Completed
30400	ATO Supervisory Levy	\$259.00		100%	Completed
30700	Auditor's Remuneration	\$1,400.00		100%	Completed
37500	Investment Expenses	\$3,949.43		100%	Completed
37502	General Expenses	\$4,358.27		100%	Completed
41600	Pensions Paid	\$669,972.00		100%	Completed
46000	Benefits Paid/Transfers Out	\$70,216.65		100%	Completed
48500	Income Tax Expense	(\$7,631.60)		100%	Completed
49000	Profit/Loss Allocation Account	(\$729,156.28)		100%	Completed
50000	Members	(\$960,777.72)	(\$1,689,934.00)	(43.15)%	Completed
60400	Bank Accounts	\$15,031.43	\$550.17	2632.14%	Completed

Code	Workpaper	CY Balance	LY Balance	Change	Status
61800	Distributions Receivable	\$5,415.66		100%	Completed
68000	Sundry Debtors			0%	Completed
70040	Cryptocurrency	\$28,417.84		100%	Completed
74700	Managed Investments (Australian)	\$492,610.72		100%	Completed
76000	Other Assets	\$314,333.45	\$164,338.17	91.27%	Completed
77600	Shares in Listed Companies (Australian)	\$10,250.04	\$1,258,308.26	(99.19)%	Completed
77700	Shares in Listed Companies (Overseas)	\$86,593.33		100%	Completed
78200	Units in Listed Unit Trusts (Australian)		\$263,405.95	100%	Completed
85000	Income Tax Payable /Refundable	\$1,099.76	\$2,578.80	(57.35)%	Completed
89000	Deferred Tax Liability/Asset	\$7,025.49	\$752.65	833.43%	Completed
A	Financial Statements				Completed
B	Permanent Documents				Completed
C	Other Documents				Completed
D	Pension Documentation				Completed
E	Estate Planning				Completed

23800 - Distributions Received

2022 Financial Year

Preparer Shelley Lian

Reviewer Steven Lee

Status Completed

Account Code	Description	CY Balance	LY Balance	Change
QAU.AX	Betashares Gold Bullion Etf - Currency Hedged	(\$6,682.38)		100%
SHSADIMEEPP.AX	Evan & Partners Portfolio	(\$8,100.42)		100%
STW.AX	Spdr S&p/asx 200 Fund	(\$1,086.14)		100%
TOTAL		CY Balance	LY Balance	
		(\$15,868.94)		

Supporting Documents

- Distribution Reconciliation Report [Report](#)
- 15. EAP Tax Report.pdf
- QAU_Tax_Statement_2021_.pdf [QAU.AX](#)
- STW_Distribution_Advice_2021_07_12-3.pdf [STW.AX](#)

Standard Checklist

- Attach a copy of all Tax Statements
- Attach a copy of Distribution Reconciliation Report
- Ensure all Distributions have been reviewed on [Distribution Tax Automation](#)

Dimech Superannuation Fund

Distribution Reconciliation Report

For The Period 01 July 2021 - 30 June 2022

Date	Payment Received	Non Primary Production Income (A) * ₁			Distributed Capital Gains (B) * ₂					Foreign Income * ₃		Non-Assessable			Taxable Income
		Franked	Unfranked	Interest/ Other	Franking Credits	Discounted (After Discount)	Rate * ₅	CGT Concession	Indexed	Other	Foreign Income	Foreign Credits	Tax Exempt	Tax Free	
Managed Investments (Australian)															
SHSADIMEEPP.AX Evan & Partners Portfolio															
30/06/2022	0.00						S								0.00
30/06/2022	8,100.42						S								0.00
30/06/2022	0.00	168.83	10.25	1,317.92	242.00	2,009.54	I	2,009.53	0.00	106.49	1,484.28	53.83		993.62	5,393.14
	8,100.42	168.83	10.25	1,317.92	242.00	2,009.54		2,009.53	0.00	106.49	1,484.28	53.83		993.62	5,393.14
	<i>Net Cash Distribution:</i>	<i>8,100.46</i>	<i>Variance^:</i>	<i>(0.04)</i>											
	8,100.42	168.83	10.25	1,317.92	242.00	2,009.54		2,009.53	0.00	106.49	1,484.28	53.83		993.62	5,393.14
Units in Listed Unit Trusts (Australian)															
QAU.AX Betashares Gold Bullion Etf - Currency Hedged															
16/07/2021	6,682.38						S								0.00
30/06/2022	0.00						I								6,682.38
	6,682.38														6,682.38
	<i>Net Cash Distribution:</i>	<i>6,682.38</i>													
STW.AX Spdr S&p/asx 200 Fund															
12/07/2021	1,086.14						S								0.00
30/06/2022	0.00	433.40	0.00	652.74	188.26		S							0.00	1,274.40
	1,086.14	433.40	0.00	652.74	188.26									0.00	1,274.40
	<i>Net Cash Distribution:</i>	<i>1,086.14</i>													

Dimech Superannuation Fund

Distribution Reconciliation Report

For The Period 01 July 2021 - 30 June 2022

Date	Non Primary Production Income (A) * ₁			Distributed Capital Gains (B) * ₂				Foreign Income * ₃		Non-Assessable			Taxable Income			
	Payment Received	Franked	Unfranked	Interest/ Other	Franking Credits	Discounted (After Discount)	Rate * ₅	CGT Concession	Indexed	Other	Foreign Income	Foreign Credits		Tax Exempt	Tax Free	Tax Deferred / AMIT * ₆
	7,768.52	433.40	0.00	652.74	188.26										6,682.38	1,274.40
TOTAL	15,868.94	602.23	10.25	1,970.66	430.26	2,009.54		2,009.53	0.00	106.49	1,484.28	53.83			7,676.00	6,667.54

Total Distributed Gains

Discount Rate	Discounted	Gross
Superfund 1/3	0.00	0.00
Individual 50%(I)	2,009.54	4,125.57
Total	2,009.54	4,125.57

*₁ Summary of Non Primary Production Income (A)

Tax Label	Franked	Unfranked	Interest/Other	Less Other Deduction	Income Before Credits * ₇	Franking Credits	Total Including Credits
11M Gross trust distributions	602.23	10.25	1,970.66	0.00	2,583.14	430.26	3,013.40

*₂ Forms part of the Net Capital Gains calculation for Tax Label 11A.

*₃ Forms part of the Foreign Credits calculation for Tax Label 11D, D1, 13C1.

*₄ Taxable Income is designed to match Tax Statement provided by Fund Manager.

Taxable Income in the SMSF Annual Return will be different due to application of Capital Losses in Net Capital Gain calculation and application of different discount method.

*₅ This is the discount rate selected for the transaction. "S" being Super Funds at 1/3 and "I" being Individual at 50%.

*₆ AMIT cost base net increase is reflected as negative amount i.e. negative tax deferred and AMIT cost base net decrease is reflected as positive amount i.e. positive tax deferred.

*₇ Sum of Income Before Credits reconciles with Taxable Trust Distributions in Statement of Taxable Income.

^ Variance between Payment Received and Net Cash Distribution.



Evans and Partners

2022 End of Financial Year Tax Report

Account: **MARK DIMECH ENTERPRISES PTY LTD
<Dimech Super A/C> - X1692963**

Entity Type: **Self Managed Super Fund**

Trade Matching Method: **Maximise capital losses/minimise capital
gain(Optimised)**

Prepared by: Margaret Street Administration Services Pty Ltd ACN 163 681 678
Created on: 23/11/2022

Table of Contents

1. Description of 2022 End of Financial Year Reporting Package	3
2. Native Portfolio Valuation	7
3. Income Summary	10
4. Investment Income (Domestic)	12
5. Investment Income (Foreign)	16
6. 45/90 Day Rule - Ineligible Imputation Credits	18
7. Accrued Income	19
8. Capital Gains/Losses Summary	20
9. Realised Capital Gains/Losses (Domestic)	21
10. Realised Capital Gains/Losses (Foreign)	24
11. Traditional Income Security Gains/Losses	26
12. Unrealised Capital Gains/Losses	27
13. Realised Foreign Exchange Gains/Losses	30
14. Unrealised Foreign Exchange Gains/Losses	33
15. Detailed Fee Breakdown	34
16. Detailed Cash Flow	35
17. Purchases and Sales	46
18. Capital Transactions	58
19. Additional Information for NCMI	60

1. Description of 2022 End of Financial Year Reporting Package

This End of Financial Year Reporting Package contains information on your account for the period 01 July 2021 to 30 June 2022 "**Reporting Period**" and may include one or more of the following reports :

Accrued Income

This report shows the Income transactions that occurred during the financial year but which are not due to settle until after financial year end.

Capital Gains/Losses Summary

This report provides a consolidated summary of capital gains information from asset disposals, foreign exchange (FX) movements and trust distributions.

Capital Transactions

This report lists assets which have been transferred into or out of your investment portfolio. For securities other than cash that have been added to your holdings, your accountant should ensure the correct cost base information has been entered in order to produce the correct capital gains tax information. The capital transactions reported may include transactions which are not easily traceable to your Account's trading activity, income or Account expenses. Accordingly, please check this report thoroughly, for accuracy and completeness and notify your Adviser of any errors or omissions or changes required.

Cash, Unsettled Securities and Accrued Income/Expenses

This report shows the Opening and Closing cash balances of the account for the financial year. It lists the cash position as per the Portfolio Valuation report, the Cashflow report and includes all Unsettled Purchases, Sales, Income and Expenses transactions.

Detailed Cash Flow

This report lists all cash transactions by currency and account. Foreign currency transactions are stated in AUD at the FX rate on the date of the transaction. The ending balance for each cash source matches the AUD Mkt value(\$). This is based on the settlement date of the transactions.

Detailed Fee Breakdown

This report details all Fees paid for the Reporting Period.

Holding Period Rule - Ineligible Franking Credits

Under current tax legislation, the holding period rule requires that ordinary shares must be held for at least 45 days (90 days for preference shares) in order for the holder to be eligible for a tax offset for the franking credit. Amounts appearing on this report represent franking credits for which the holder is not eligible for a tax offset due to the holding period rule not being satisfied. You may not be able to include the franking credits received from these dividends in your income tax return. The holding period rule does not apply if your total franking credits entitlement for the year of income is below \$5,000.

Income Received

This report shows the income received for all Securities and is based on the Settlement date of the transactions.

Income Summary

This report is a summary of all taxable income detailed in the 'Investment Income (Domestic)' and 'Investment Income (Foreign)' reports. This is based on the tax date of the transactions.

Investment Income (Domestic)

Information on this report has been obtained from the annual statements prepared by the issuer/provider of your investments that are registered c/- Xplore Wealth. As such, we may not be able to verify income amounts where the annual statements are not registered c/- Xplore Wealth during the Reporting Period or any part thereof. This report should be read in conjunction with the Holding Period Rule - Ineligible Franking Credits Report. This report is based on the tax date of the transactions.

Investment Income (Foreign)

This report shows income from Foreign Currency Assets including bonds. All income reported has been converted to AUD at the exchange rate applicable on the settlement date. Income is reported on a Net basis after Foreign tax Credits or Foreign Withholding Tax have been deducted. This report is based on the tax date of the transactions.

Native Portfolio Valuation

This report shows your portfolio as at the end of the Reporting Period. All gains/losses are calculated using reduced cost or indexed cost base figures.

Purchases and Sales

This report shows the Purchases and Sales transactions that occurred during the financial year and is based on the Settlement date of the transactions.

Realised Capital Gains/Losses (Domestic)

This report shows the gains/losses by parcel on disposal of domestic assets as a result of the trade matching method applied to your portfolio in accordance with your instructions.

Realised Capital Gains/Losses (Foreign)

This report shows the gains/losses (converted to AUD) by parcel on disposal of foreign assets as a result of the trade matching method applied to your portfolio in accordance with your instructions. Amounts that have had CGT discounting applied are indicated by an "*" in the AUD Cap Gain Column. This report should be read in conjunction with the Realised Foreign Exchange Gains/Losses Report.

Realised Foreign Exchange Gains/Losses

This report shows foreign exchange gains and losses realised during the Reporting Period. The transactions are matched on a FIFO (first in first out) basis. This report is to be read in conjunction with the Realised Capital Gains/Losses (Foreign) Report.

Summary Report by Settlement Date

This report provides a summary of the movements in your account during the financial year. This is based on the settlement date of the transactions.

Summary Report by Tax Date

This report provides a summary of the movements in your account during the financial year. This is based on the tax date of the transactions.

Unrealised Capital Gains/Losses

This report shows the unrealised gains/losses by parcel (converted to AUD) as a result of the trade matching method applied to your portfolio in accordance with your instructions.

Unrealised Foreign Exchange Gains/Losses

This report lists the remaining currency balances by transaction and their components which are used to derive the value for each currency reflected in the Native Portfolio Valuation Report.

Unsettled Transactions

This report shows the Purchases and Sales transactions that occurred during the financial year but which are not due to settle until after financial year end.

Important Notes for You and Your Tax Adviser

Currency

All amounts included in the report are in Australian dollars, unless otherwise stated.

Cost Base

Depending on the circumstances of your account, the cost base of some securities may not have been determined with absolute certainty. All references to Native Reduced Cost in this End of Financial Year Reporting reflect Actual Cost (historical acquisition cost) less any tax deferred and return of capital distributions.

Trade Matching

Unless you have instructed Evans and Partners Pty Ltd (EAP) to use 'first-in, first-out' (FIFO) or 'maximum gain' matching method, EAP uses 'minimum gain' when matching trade parcels for calculating gains and/or losses on asset values. However, if you have been a client of EAP for less than the full financial year, the trade matching may consist of more than one method. Your previous service provider may have used, for example, 'first in, first out' or 'maximum gain' to determine gains or losses. That previous method will be preserved in your portfolio, but from the point of transition to EAP's service, EAP will have applied whatever method you have instructed EAP to use. You should let your tax adviser know which methods apply.

Foreign Investments

While EAP has endeavoured to identify and classify income from foreign investments you may have, you will need to determine how this income will be taxed.

Roll Over Relief

As a default, EAP has elected roll-over relief (when applicable and when available) for reporting on corporate actions.

Linked cash accounts

If you do not have a cash account linked to your Evans and Partners account, we will be unable to verify the accuracy of the data in this report and your accountant or taxation adviser will need to verify this information independently.

Data Accuracy

EAP is only able to verify the information contained in this report if the statements prepared by the issuer/provider of your investments are registered c/- Xplore Wealth for the duration of the Reporting Period.

Important Information

Margaret Street Administration Services Pty Ltd has been appointed by Evans and Partners Pty Ltd to provide administration services for your Account, which includes preparing this report for you. This report has been prepared based on information Xplore Wealth believes is accurate at the time of compilation. However, Xplore Wealth does not warrant the accuracy or the reliability of the information in this report, and to the maximum extent permitted by law, Xplore Wealth disclaims all responsibility and liability for any direct or indirect loss or damage suffered by any recipient of the report where that recipient has relied on anything contained in, or omitted from, this report.

Xplore Wealth is not a taxation adviser and this report is not intended to be financial or tax advice. This report is provided as information for you and your taxation adviser to assist with completion of your tax return. You and your taxation adviser should be aware that, amongst other potential factors, capital gains and other tax-related reckonings will be affected by your relevant circumstances, your tax profile and your intention at the time of acquiring and disposing an investment.

Evans and Partners Pty Ltd (EAP) believes the information contained in this report was correct at the time the report was compiled. However, we do not warrant the accuracy or the reliability of the information contained in this report, and to the maximum extent permitted by law, EAP disclaims all responsibility and liability for any direct or indirect loss or damage suffered by any recipient of the report where that recipient has relied on anything contained in, or omitted from, this report.

EAP is not a tax agent or tax adviser. As such, you should not construe any part of this report as tax advice. This report is provided as information for you and your taxation adviser. You should always refer to your taxation adviser before taking action based on the information contained in this report. Furthermore, you and your taxation adviser should be aware that, amongst other potential factors, capital gains and other tax-related reckonings will be affected by your relevant circumstances, your tax profile and your intention at the time of acquiring an investment.

2. Native Portfolio Valuation

As at 30 June 2022.

Security	Holding	Unit Cost	Native Reduced Cost	Unit Value	Native Market Value	AUD Market Value (\$)	AUD Costbase	AUD Gain/(Loss)(\$)
Domestic Assets								
Domestic Cash								
CASHAUD - Cash AUD	1,069.43	1.00	1,069.43	1.00	1,069.43	1,069.43	1,069.43	0.00
MBLCCMH - Macquarie CMA	39,412.01	1.00	39,412.01	1.00	39,412.01	39,412.01	39,412.01	0.00
			40,481.44		40,481.44	40,481.44	40,481.44	0.00
Domestic Equity								
Other								
ETL0062AU - Equity Trustees Ltd - SGH ICE Fund	15,868.61	2.51	39,871.18	1.73	27,492.36	27,492.36	39,871.18	(12,378.82)
HOW2967AU - Fidante Partners Ltd - Eiger	14,089.27	1.78	25,027.50	1.23	17,322.76	17,322.76	25,027.50	(7,704.74)
			64,898.68		44,815.12	44,815.12	64,898.68	(20,083.56)
Health Care Equipment & Services								
SHL - Sonic Healthcare	272.00	36.63	9,963.60	33.01	8,978.72	8,978.72	9,963.60	(984.88)
			9,963.60		8,978.72	8,978.72	9,963.60	(984.88)
Media & Entertainment								
CAR - Carsales.Com Ltd.	794.00	25.16	19,975.22	18.39	14,601.66	14,601.66	19,975.22	(5,373.56)
			19,975.22		14,601.66	14,601.66	19,975.22	(5,373.56)
Pharmaceuticals & Biotechnology								
CSL - CSL Limited	51.00	294.04	14,996.11	269.06	13,722.06	13,722.06	14,996.11	(1,274.05)
			14,996.11		13,722.06	13,722.06	14,996.11	(1,274.05)
Software & Services								
MP1 - Megaport Limited	2,490.00	7.98	19,874.13	5.45	13,570.50	13,570.50	19,874.13	(6,303.63)
XRO - Xero Ltd	217.00	100.53	21,815.54	76.96	16,700.32	16,700.32	21,815.54	(5,115.22)
			41,689.67		30,270.82	30,270.82	41,689.67	(11,418.85)
			151,523.28		112,388.38	112,388.38	151,523.28	(39,134.90)

Security	Holding	Unit Cost	Native Reduced Cost	Unit Value	Native Market Value	AUD Market Value (\$)	AUD Costbase	AUD Gain/(Loss)(\$)
Domestic Property								
Diversified Financials								
MVA - VanEck Property - VanEck Australian	1,080.00	22.62	24,430.92	20.67	22,323.60	22,323.60	24,430.92	(2,107.32)
			24,430.92		22,323.60	22,323.60	24,430.92	(2,107.32)
			24,430.92		22,323.60	22,323.60	24,430.92	(2,107.32)
Total of Domestic Assets:						175,193.42	216,435.64	(41,242.22)
Alternative Investments								
ETL0276AU - Partners Group (Guernsey) Limited -	18,698.58	3.23	60,366.50	3.07	57,451.39	57,451.39	60,366.50	(2,915.11)
			60,366.50		57,451.39	57,451.39	60,366.50	(2,915.11)
Total of Alternative:						57,451.39	60,366.50	(2,915.11)
International Assets								
Blended								
AAP5928AU - Ausbil Investment Management Ltd -	25,249.25	2.38	60,000.00	1.63	41,103.01	41,103.01	60,000.00	(18,896.99)
Total in AUD:			60,000.00		41,103.01	41,103.01	60,000.00	(18,896.99)
			60,000.00		41,103.01	41,103.01	60,000.00	(18,896.99)
International Cash								
EUR - EUR CASH	3.10	1.00	3.10	1.00	3.10	4.71	4.79	0.00
USD - USD CASH	(-5,935.92)	1.00	(5,935.92)	1.00	(5,935.92)	(8,598.07)	(8,418.55)	(179.51)
						(8,593.36)	(8,413.76)	(179.51)

Security	Holding	Unit Cost	Native Reduced Cost	Unit Value	Native Market Value	AUD Market Value (\$)	AUD Costbase	AUD Gain/(Loss)(\$)
International Equities								
PIM0941AU - Fairlight Asset Management Pty Ltd -	21,030.49	1.43	30,027.50	1.09	22,879.07	22,879.07	30,027.50	(7,148.43)
QHAL - VanEck Qual Hedged - VanEck MSCI	505.00	39.55	19,972.23	33.07	16,700.35	16,700.35	19,972.23	(3,271.88)
Total in AUD:			50,032.35		39,579.42	39,579.42	49,999.73	(10,420.31)
USD (FX):								
NKE - Nike, Inc. Common Stock - Nike, Inc.	92.00	113.52	10,444.16	102.20	9,402.40	13,619.20	14,986.25	(1,367.05)
GOOGL - Alphabet Inc. - Class A Common Stock -	6.00	2,680.42	16,082.55	2,179.26	13,075.56	18,939.70	21,677.63	(2,737.93)
ROST - Ross Stores, Inc. - Common Stock - Ross	158.00	114.46	18,084.52	70.23	11,096.34	16,072.84	24,788.47	(8,715.63)
AMAT - Applied Materials, Inc. - Common Stock -	61.00	133.50	8,143.42	90.98	5,549.78	8,038.75	11,065.26	(3,026.51)
ADBE - Adobe Inc. - Common Stock - Adobe Inc. -	32.00	455.06	14,562.00	366.06	11,713.92	16,967.39	19,495.27	(2,527.88)
CRWD - CrowdStrike Holdings, Inc. - Class A	82.00	200.21	16,417.30	168.56	13,821.92	20,020.79	22,476.38	(2,455.59)
MSFT - Microsoft Corporation - Common Stock -	92.00	291.83	26,848.16	256.83	23,628.36	34,225.23	36,843.49	(2,618.26)
NOW - ServiceNow, Inc. Common Stock -	14.00	649.53	9,093.44	475.52	6,657.28	9,642.94	12,554.44	(2,911.50)
Total in USD:			119,675.55		94,945.56	137,526.84	163,887.19	(26,360.35)
Total of International Equity:						177,106.26	213,886.92	(36,780.66)
Other								
WPC0155AU - Perennial Value Management	50,000.00	1.02	51,150.00	1.01	50,350.00	50,350.00	51,150.00	(800.00)
Total in AUD:			51,150.00		50,350.00	50,350.00	51,150.00	(800.00)
			51,150.00		50,350.00	50,350.00	51,150.00	(800.00)
Total of International Assets:						259,965.91	316,623.16	(56,657.25)
Grand Total :						492,610.72	593,425.30	(100,814.58)

3. Income Summary

This report only shows the taxable income for the period 1 July 2021 to 30 June 2022 and as such, some amounts on this report may not appear on the Detailed Cash Flow Report for the same period. This report does not include CGT gains and losses.

	TARP	NTARP	Cash Distribution	Imputation Credit	Tax Paid/Offsets	Taxable Income
Domestic Income+						
Cash Income						
Interest			90.49			90.49
Foreign Income			0.00			0.00
Equity Income						
Dividend - Franked			9,385.43	4,022.32		13,407.75
Dividend - Unfranked			432.40			432.40
Conduit Foreign Income			281.53			281.53
Return of Capital			0.00			
Foreign Income			0.00		0.00	0.00
Trust Distributions						
Dividend - Franked			168.83	242.00		410.83
Dividend - Unfranked			10.25			10.25
Conduit Foreign Income			8.59			8.59
Interest			143.93			143.93
Other Income			1,173.99			1,173.99
Non Assessable Non Exempt			0.00			
AMIT CB Reduction			993.62			
Tax Deferred			0.00			
Tax Free			0.00			
Return of Capital			0.00			
Foreign Income			1,475.69		53.83	1,529.52
Rebate			0.00			0.00
Capital Gains (Distributed, Domestic & Foreign) *			Distributed		Non Distributed	Total Trust
Discount Gains	12.66	1,996.88	2,009.54			2,009.54 **
AMIT CGT Gross up			2,009.53			
Concession	0.00	0.00	0.00			
Tax Exempt			0.00			
Other Gain	0.00	106.49	106.49			106.49
Other Gain not distributed					0.00	0.00

* CGT Summary inclusive of Trust Distributions and Asset Disposals

** Calculated on the basis of a Trust or Individual

	TARP	NTARP	Cash Distribution	Imputation Credit	Tax Paid/Offsets	Taxable Income
Amounts Withheld						
Foreign Resident Withholding Tax			0.00			0.00
TFN Amounts Deducted			0.00			0.00
Total Domestic	12.66	2,103.37	18,290.31	4,264.32	53.83	19,605.31
Foreign Income++						
Foreign Interest			(11.86)			
Gross Foreign Income (excluding capital gains and FX movements)			2,148.06		419.98	2,568.04
FX Movements			0.00			0.00
Return Of Capital			0.00			
Total Foreign			2,148.06		419.98	2,568.04
Total Domestic & Foreign	12.66	2,103.37	20,438.37	4,264.32	473.81	22,173.35
Traditional Income Securities+++						
Assessable Gains / (Losses)						0.00
Informational Items						
Performance fees Deducted			0.00			
Listed Investment Companies (LIC)						
LIC Capital Gains			0.00			0.00
LIC Attributable Part of Dividend++++			0.00			0.00

+ Source: Investment Income (Domestic) Report

++ Source: Investment Income (Foreign) Report

+++ Source: Traditional Income Security Gains/Losses Report

++++ Refer to page 3 under "Income Summary" for information on Dividend Deductions relating to the Attributable Part of LIC Dividends

4. Investment Income (Domestic)

For the period 1 July 2021 to 30 June 2022.

Tax Date	Paid Date	Income Received	Interest	Other Income	Net Franked Dvd.	Franking Credit	Unfnkd. Dvd.	Conduit Foreign Income	CGT Conc./ AMIT CGT Gross Up	Disc. Capital Gain	Other Gain	Non-Distrib. Capital Gain	Tax Exempt/ Free/ NANE	AMIT CB Adj./ROC/ Tax Deferred	TFN Amnts. Deduct.	Non-Resident w/holding Tax	Foreign Income	Foreign Tax Credit	
Cash																			
[CASHAUD] - Cash AUD																			
30/07/21	30/07/21	0.28	0.28	0.00	0.00	0.00	0.00	0.00	0.00	0.00	0.00	0.00	0.00	0.00	0.00	0.00	0.00	0.00	0.00
31/08/21	31/08/21	0.32	0.32	0.00	0.00	0.00	0.00	0.00	0.00	0.00	0.00	0.00	0.00	0.00	0.00	0.00	0.00	0.00	0.00
30/09/21	30/09/21	0.30	0.30	0.00	0.00	0.00	0.00	0.00	0.00	0.00	0.00	0.00	0.00	0.00	0.00	0.00	0.00	0.00	0.00
29/10/21	29/10/21	0.24	0.24	0.00	0.00	0.00	0.00	0.00	0.00	0.00	0.00	0.00	0.00	0.00	0.00	0.00	0.00	0.00	0.00
30/11/21	30/11/21	0.43	0.43	0.00	0.00	0.00	0.00	0.00	0.00	0.00	0.00	0.00	0.00	0.00	0.00	0.00	0.00	0.00	0.00
31/12/21	31/12/21	0.69	0.69	0.00	0.00	0.00	0.00	0.00	0.00	0.00	0.00	0.00	0.00	0.00	0.00	0.00	0.00	0.00	0.00
		2.26	2.26	0.00	0.00	0.00	0.00	0.00	0.00	0.00	0.00	0.00	0.00	0.00	0.00	0.00	0.00	0.00	0.00
[MBLCCMH] - Macquarie CMA																			
30/07/21	30/07/21	11.81	11.81	0.00	0.00	0.00	0.00	0.00	0.00	0.00	0.00	0.00	0.00	0.00	0.00	0.00	0.00	0.00	0.00
31/08/21	31/08/21	15.32	15.32	0.00	0.00	0.00	0.00	0.00	0.00	0.00	0.00	0.00	0.00	0.00	0.00	0.00	0.00	0.00	0.00
30/09/21	30/09/21	8.94	8.94	0.00	0.00	0.00	0.00	0.00	0.00	0.00	0.00	0.00	0.00	0.00	0.00	0.00	0.00	0.00	0.00
29/10/21	29/10/21	5.05	5.05	0.00	0.00	0.00	0.00	0.00	0.00	0.00	0.00	0.00	0.00	0.00	0.00	0.00	0.00	0.00	0.00
30/11/21	30/11/21	5.69	5.69	0.00	0.00	0.00	0.00	0.00	0.00	0.00	0.00	0.00	0.00	0.00	0.00	0.00	0.00	0.00	0.00
31/12/21	31/12/21	6.79	6.79	0.00	0.00	0.00	0.00	0.00	0.00	0.00	0.00	0.00	0.00	0.00	0.00	0.00	0.00	0.00	0.00
31/01/22	31/01/22	10.08	10.08	0.00	0.00	0.00	0.00	0.00	0.00	0.00	0.00	0.00	0.00	0.00	0.00	0.00	0.00	0.00	0.00
28/02/22	28/02/22	8.94	8.94	0.00	0.00	0.00	0.00	0.00	0.00	0.00	0.00	0.00	0.00	0.00	0.00	0.00	0.00	0.00	0.00
31/03/22	31/03/22	2.87	2.87	0.00	0.00	0.00	0.00	0.00	0.00	0.00	0.00	0.00	0.00	0.00	0.00	0.00	0.00	0.00	0.00
29/04/22	29/04/22	0.82	0.82	0.00	0.00	0.00	0.00	0.00	0.00	0.00	0.00	0.00	0.00	0.00	0.00	0.00	0.00	0.00	0.00
31/05/22	31/05/22	4.04	4.04	0.00	0.00	0.00	0.00	0.00	0.00	0.00	0.00	0.00	0.00	0.00	0.00	0.00	0.00	0.00	0.00
30/06/22	30/06/22	7.88	7.88	0.00	0.00	0.00	0.00	0.00	0.00	0.00	0.00	0.00	0.00	0.00	0.00	0.00	0.00	0.00	0.00
		88.23	88.23	0.00	0.00	0.00	0.00	0.00	0.00	0.00	0.00	0.00	0.00	0.00	0.00	0.00	0.00	0.00	0.00
Total:		90.49	90.49	0.00	0.00	0.00	0.00	0.00	0.00	0.00	0.00	0.00	0.00	0.00	0.00	0.00	0.00	0.00	0.00

Tax Date	Paid Date	Income Received	Interest	Other Income	Net Franked Dvd.	Franking Credit	Unfnkd. Dvd.	Conduit Foreign Income	CGT Conc./ AMIT CGT Gross Up	Disc. Capital Gain	Other Gain	Non-Distrib. Capital Gain	Tax Exempt/ Free/ NANE	AMIT CB Adj./ROC/ Tax Deferred	TFN Amnts. Deduct.	Non-Resident w/holding Tax	Foreign Income	Foreign Tax Credit	
Non-Trust																			
[CAR] - Carsales.Com Ltd.																			
19/04/22	19/04/22	202.47	0.00	0.00	202.47	86.77	0.00	0.00	0.00	0.00	0.00	0.00	0.00	0.00	0.00	0.00	0.00	0.00	0.00
		202.47	0.00	0.00	202.47	86.77	0.00	0.00	0.00	0.00	0.00	0.00	0.00	0.00	0.00	0.00	0.00	0.00	0.00
[CBA] - Commonwealth Bank.																			
29/09/21	29/09/21	240.00	0.00	0.00	240.00	102.86	0.00	0.00	0.00	0.00	0.00	0.00	0.00	0.00	0.00	0.00	0.00	0.00	0.00
08/10/21	08/10/21	8,035.20	0.00	0.00	8,035.20	3,443.65	0.00	0.00	0.00	0.00	0.00	0.00	0.00	0.00	0.00	0.00	0.00	0.00	0.00
		8,275.20	0.00	0.00	8,275.20	3,546.51	0.00	0.00	0.00	0.00	0.00	0.00	0.00	0.00	0.00	0.00	0.00	0.00	0.00
[CPU] - Computershare Ltd																			
13/09/21	13/09/21	218.50	0.00	0.00	131.10	56.19	0.00	87.40	0.00	0.00	0.00	0.00	0.00	0.00	0.00	0.00	0.00	0.00	0.00
		218.50	0.00	0.00	131.10	56.19	0.00	87.40	0.00	0.00	0.00	0.00	0.00	0.00	0.00	0.00	0.00	0.00	0.00
[CSL] - CSL Limited																			
30/09/21	30/09/21	81.07	0.00	0.00	8.11	3.47	0.00	72.96	0.00	0.00	0.00	0.00	0.00	0.00	0.00	0.00	0.00	0.00	0.00
06/04/22	06/04/22	72.57	0.00	0.00	0.00	0.00	0.00	72.57	0.00	0.00	0.00	0.00	0.00	0.00	0.00	0.00	0.00	0.00	0.00
		153.64	0.00	0.00	8.11	3.47	0.00	145.53	0.00	0.00	0.00	0.00	0.00	0.00	0.00	0.00	0.00	0.00	0.00
[HLI] - Helia Group Limited																			
31/08/21	31/08/21	432.40	0.00	0.00	0.00	0.00	432.40	0.00	0.00	0.00	0.00	0.00	0.00	0.00	0.00	0.00	0.00	0.00	0.00
		432.40	0.00	0.00	0.00	0.00	432.40	0.00	0.00	0.00	0.00	0.00	0.00	0.00	0.00	0.00	0.00	0.00	0.00
[NAB] - National Aust. Bank																			
15/12/21	15/12/21	389.94	0.00	0.00	389.94	167.12	0.00	0.00	0.00	0.00	0.00	0.00	0.00	0.00	0.00	0.00	0.00	0.00	0.00
		389.94	0.00	0.00	389.94	167.12	0.00	0.00	0.00	0.00	0.00	0.00	0.00	0.00	0.00	0.00	0.00	0.00	0.00
[STO] - Santos Ltd																			
24/03/22	24/03/22	162.01	0.00	0.00	113.41	48.60	0.00	48.60	0.00	0.00	0.00	0.00	0.00	0.00	0.00	0.00	0.00	0.00	0.00
		162.01	0.00	0.00	113.41	48.60	0.00	48.60	0.00	0.00	0.00	0.00	0.00	0.00	0.00	0.00	0.00	0.00	0.00
[WOW] - Woolworths Group Ltd																			
13/04/22	13/04/22	265.20	0.00	0.00	265.20	113.66	0.00	0.00	0.00	0.00	0.00	0.00	0.00	0.00	0.00	0.00	0.00	0.00	0.00
		265.20	0.00	0.00	265.20	113.66	0.00	0.00	0.00	0.00	0.00	0.00	0.00	0.00	0.00	0.00	0.00	0.00	0.00
Total:		10,099.36	0.00	0.00	9,385.43	4,022.32	432.40	281.53	0.00	0.00	0.00	0.00	0.00	0.00	0.00	0.00	0.00	0.00	0.00

Trust

Tax Date	Paid Date	Income Received	Interest	Other Income	Net Franked Dvd.	Franking Credit	Unfnkd. Dvd.	Conduit Foreign Income	CGT Conc./ AMIT CGT Gross Up	Disc. Capital Gain	Other Gain	Non-Distrib. Capital Gain	Tax Exempt/ Free/ NANE	AMIT CB Adj./ROC/ Tax Deferred	TFN Amnts. Deduct.	Non-Resident w/holding Tax	Foreign Income	Foreign Tax Credit	
[ETL0062AU] - Equity Trustees Ltd - SGH ICE Fund																			
31/12/21	27/01/22	158.69	0.01	0.23	4.53	8.19	0.38	0.11	73.68	73.68	0.00	0.00	0.00	5.90	0.00	0.00	0.19	0.33	
30/06/22	18/07/22	4,046.91	0.26	5.74	115.33	208.95	9.75	2.70	1,878.90	1,878.91	0.00	0.00	0.00	150.42	0.00	0.00	4.90	8.44	
		4,205.60	0.27	5.97	119.86	217.14	10.13	2.81	1,952.58	1,952.59	0.00	0.00	0.00	156.32	0.00	0.00	5.09	8.77	
[ETL0276AU] - Partners Group (Guernsey) Limited - Partners Group Global Value Fund (AUD) - Wholesale Units (Monthly)																			
30/06/22	22/08/22	559.97	0.00	0.00	0.00	0.00	0.00	0.00	0.00	0.00	0.00	0.00	0.00	0.00	0.00	0.00	559.97	0.00	
		559.97	0.00	0.00	0.00	0.00	0.00	0.00	0.00	0.00	0.00	0.00	0.00	0.00	0.00	0.00	559.97	0.00	
[KKC] - Kkr Credit Inc Fund - Ordinary Units Fully Paid																			
29/09/21	14/10/21	114.05	0.00	1.53	0.00	0.00	0.00	0.00	0.00	0.00	0.00	0.00	0.00	0.00	0.00	0.00	112.52	0.00	
29/10/21	11/11/21	114.05	0.00	1.53	0.00	0.00	0.00	0.00	0.00	0.00	0.00	0.00	0.00	0.00	0.00	0.00	112.52	0.00	
29/11/21	13/12/21	114.05	0.00	1.53	0.00	0.00	0.00	0.00	0.00	0.00	0.00	0.00	0.00	0.00	0.00	0.00	112.52	0.00	
30/12/21	17/01/22	114.05	0.00	1.53	0.00	0.00	0.00	0.00	0.00	0.00	0.00	0.00	0.00	0.00	0.00	0.00	112.52	0.00	
03/02/22	14/02/22	114.05	0.00	1.53	0.00	0.00	0.00	0.00	0.00	0.00	0.00	0.00	0.00	0.00	0.00	0.00	112.52	0.00	
25/02/22	11/03/22	114.05	0.00	1.53	0.00	0.00	0.00	0.00	0.00	0.00	0.00	0.00	0.00	0.00	0.00	0.00	112.52	0.00	
		684.30	0.00	9.18	0.00	0.00	0.00	0.00	0.00	0.00	0.00	0.00	0.00	0.00	0.00	0.00	675.12	0.00	
[MVA] - VanEck Property - VanEck Australian Property ETF																			
04/01/22	19/01/22	561.60	25.44	242.62	23.76	11.74	0.06	2.81	0.00	0.00	0.00	0.00	0.00	261.98	0.00	0.00	4.94	0.17	
30/06/22	25/07/22	594.00	26.91	256.61	25.12	12.41	0.06	2.97	0.00	0.00	0.00	0.00	0.00	277.10	0.00	0.00	5.23	0.18	
		1,155.60	52.35	499.23	48.88	24.15	0.12	5.78	0.00	0.00	0.00	0.00	0.00	539.08	0.00	0.00	10.17	0.35	
[PIM0941AU] - Fairlight Asset Management Pty Ltd - Fairlight Global Small & Mid Cap Hedged Class H																			
30/09/21	03/06/22	23.93	0.00	23.93**	0.00	0.00	0.00	0.00	0.00	0.00	0.00	0.00	0.00	0.00	0.00	0.00	0.00	0.00	
31/12/21	03/06/22	35.53	0.00	35.53**	0.00	0.00	0.00	0.00	0.00	0.00	0.00	0.00	0.00	0.00	0.00	0.00	0.00	0.00	
31/03/22	03/06/22	31.05	0.00	31.05**	0.00	0.00	0.00	0.00	0.00	0.00	0.00	0.00	0.00	0.00	0.00	0.00	0.00	0.00	
30/06/22	26/08/22	27.93	0.00	27.93**	0.00	0.00	0.00	0.00	0.00	0.00	0.00	0.00	0.00	0.00	0.00	0.00	0.00	0.00	
		118.44	0.00	118.44	0.00	0.00	0.00	0.00	0.00	0.00	0.00	0.00	0.00	0.00	0.00	0.00	0.00	0.00	
[QHAL] - VanEck Qual Hedged - VanEck MSCI International Quality (Hedged) ETF																			
30/06/22	28/07/22	186.85	0.00	0.00	0.00	0.00	0.00	0.00	13.51	13.51	0.00	0.00	0.00	32.62	0.00	0.00	127.21	31.93	
		186.85	0.00	0.00	0.00	0.00	0.00	0.00	13.51	13.51	0.00	0.00	0.00	32.62	0.00	0.00	127.21	31.93	
[SCG] - Scentre Grp - Fully Paid Ordinary/Units Staped Securities																			
13/08/21	31/08/21	411.60	19.77	151.12	0.07	0.03	0.00	0.00	0.00	0.00	0.00	0.00	0.00	206.04	0.00	0.00	34.60	1.33	

Tax Date	Paid Date	Income Received	Interest	Other Income	Net Franked Dvd.	Franking Credit	Unfnkd. Dvd.	Conduit Foreign Income	CGT Conc./ AMIT CGT Gross Up	Disc. Capital Gain	Other Gain	Non-Distrib. Capital Gain	Tax Exempt/ Free/ NANE	AMIT CB Adj./ROC/ Tax Deferred	TFN Amnts. Deduct.	Non-Resident w/holding Tax	Foreign Income	Foreign Tax Credit	
		411.60	19.77	151.12	0.07	0.03	0.00	0.00	0.00	0.00	0.00	0.00	0.00	206.04	0.00	0.00	34.60	1.33	
[SSB4647AU] - ClearBridge Investments Limited - RARE Infrastructure Income Fund Class B Units																			
30/09/21	11/10/21	129.35	0.56	52.75	0.01	0.21	0.00	0.00	13.65	13.65	33.47	0.00	0.00	1.95	0.00	0.00	13.31	3.60	
31/12/21	18/01/22	282.22	1.22	115.10	0.01	0.47	0.00	0.00	29.79	29.79	73.02	0.00	0.00	4.25	0.00	0.00	29.04	7.85	
		411.57	1.78	167.85	0.02	0.68	0.00	0.00	43.44	43.44	106.49	0.00	0.00	6.20	0.00	0.00	42.35	11.45	
[TCL] - Transurban Group - Fully Paid Ordinary/Units Stapled Securities																			
30/12/21	22/02/22	175.05	62.86	58.83	0.00	0.00	0.00	0.00	0.00	0.00	0.00	0.00	0.00	53.36	0.00	0.00	0.00	0.00	
		175.05	62.86	58.83	0.00	0.00	0.00	0.00	0.00	0.00	0.00	0.00	0.00	53.36	0.00	0.00	0.00	0.00	
[XARO] - ActiveXArdeaRealBnd - Active X Ardea RI Outcome Bnd Fund (Managed Fund)																			
01/10/21	21/10/21	191.44	6.90	163.37	0.00	0.00	0.00	0.00	0.00	0.00	0.00	0.00	0.00	0.00	0.00	0.00	21.18	0.00	
		191.44	6.90	163.37	0.00	0.00	0.00	0.00	0.00	0.00	0.00	0.00	0.00	0.00	0.00	0.00	21.18	0.00	
Total:		8,100.42	143.93	1,173.99	168.83	242.00	10.25	8.59	2,009.53	2,009.54	106.49	0.00	0.00	993.62	0.00	0.00	1,475.69	53.83	
Grand Total:		18,290.27	234.42	1,173.99	9,554.26	4,264.32	442.65	290.12	2,009.53	2,009.54	106.49	0.00	0.00	993.62	0.00	0.00	1,475.69	53.83	

5. Investment Income (Foreign)

For the period 1 July 2021 to 30 June 2022.

Tax Date	Settlement Date	Foreign Income	Foreign Income Tax Credit	Return of Capital	Fees	Settlement Date FX Rate	AUD Equivalent Foreign Income Received	AUD Equivalent Foreign Income Tax Credit	AUD Equivalent Return of Capital	AUD Equivalent Fees
EUR										
[DG] - VINCI - VINCI										
18 Nov 2021	18 Nov 2021	37.74	13.61	0.00	0.00	0.6398	58.99	21.27	0.00	0.00
		37.74	13.61	0.00	0.00		58.99	21.27	0.00	0.00
[EUR] - EUR CASH										
20 Dec 2021	20 Dec 2021	(2.85)	0.00	0.00	0.00	0.6306	(4.52)	0.00	0.00	0.00
20 Jan 2022	20 Jan 2022	(3.55)	0.00	0.00	0.00	0.6388	(5.56)	0.00	0.00	0.00
21 Mar 2022	21 Mar 2022	(1.20)	0.00	0.00	0.00	0.6716	(1.79)	0.00	0.00	0.00
		(7.60)	0.00	0.00	0.00		(11.86)	0.00	0.00	0.00
[TTE] - TotalEnergies SE - TotalEnergies SE										
1 Oct 2021	1 Oct 2021	95.08	34.28	0.00	0.00	0.6267	151.71	54.70	0.00	0.00
		95.08	34.28	0.00	0.00		151.71	54.70	0.00	0.00
EUR Total:		125.22	47.89	0.00	0.00		198.84	75.97	0.00	0.00
USD										
[AMAT] - Applied Materials, Inc. - Common Stock - Applied Materials, Inc. - Common Stock										
16 Sep 2021	16 Sep 2021	12.44	2.20	0.00	0.00	0.7294	17.05	3.02	0.00	0.00
16 Dec 2021	16 Dec 2021	12.44	2.20	0.00	0.00	0.7182	17.32	3.06	0.00	0.00
16 Mar 2022	16 Mar 2022	12.44	2.20	0.00	0.00	0.7293	17.06	3.02	0.00	0.00
		37.32	6.60	0.00	0.00		51.43	9.10	0.00	0.00
[LOW] - Lowe's Companies, Inc. Common Stock - Lowe's Companies, Inc. Common Stock										
3 Nov 2021	3 Nov 2021	27.88	4.92	0.00	0.00	0.7449	37.43	6.60	0.00	0.00
		27.88	4.92	0.00	0.00		37.43	6.60	0.00	0.00
[MRK] - Merck & Company, Inc. Common Stock (new) - Merck & Company, Inc. Common Stock										
7 Oct 2021	7 Oct 2021	58.56	10.34	0.00	0.00	0.7312	80.09	14.14	0.00	0.00
		58.56	10.34	0.00	0.00		80.09	14.14	0.00	0.00
[MSFT] - Microsoft Corporation - Common Stock - Microsoft Corporation - Common Stock										
9 Dec 2021	9 Dec 2021	32.15	5.67	0.00	0.00	0.7147	44.98	7.93	0.00	0.00

Tax Date	Settlement Date	Foreign Income	Foreign Income Tax Credit	Return of Capital	Fees	Settlement Date FX Rate	AUD Equivalent Foreign Income Received	AUD Equivalent Foreign Income Tax Credit	AUD Equivalent Return of Capital	AUD Equivalent Fees
10 Mar 2022	10 Mar 2022	32.15	5.67	0.00	0.00	0.7361	43.68	7.70	0.00	0.00
9 Jun 2022	9 Jun 2022	48.48	8.56	0.00	0.00	0.7097	68.31	12.06	0.00	0.00
		112.78	19.90	0.00	0.00		156.97	27.70	0.00	0.00
[ROST] - Ross Stores, Inc. - Common Stock - Ross Stores, Inc. - Common Stock										
31 Dec 2021	31 Dec 2021	38.28	6.75	0.00	0.00	0.7269	52.66	9.29	0.00	0.00
31 Mar 2022	31 Mar 2022	41.63	7.35	0.00	0.00	0.7484	55.62	9.82	0.00	0.00
30 Jun 2022	30 Jun 2022	41.63	7.35	0.00	0.00	0.6904	60.30	10.65	0.00	0.00
		121.54	21.45	0.00	0.00		168.59	29.75	0.00	0.00
[URA] - Global X Uranium ETF - Global X Uranium ETF										
7 Jan 2022	7 Jan 2022	1,044.75	184.37	0.00	0.00	0.7182	1,454.73	256.72	0.00	0.00
		1,044.75	184.37	0.00	0.00		1,454.73	256.72	0.00	0.00
USD Total:		1,402.83	247.58	0.00	0.00		1,949.23	344.01	0.00	0.00
Grand Total:							2,148.07	419.98		

6. Holding Period Rule - Ineligible Franking Credits

For the period 1 July 2021 to 30 June 2022.

This report shows the tax parcels and franking credits by dividend payment for which the holder is not eligible for a tax offset due to the holding period rule (at least 45 days for ordinary shares and 90 days for preference shares) not being satisfied. You may not be able to include the franking credits received from these dividends in your income tax return. The holding period rule does not apply if your total franking credits entitlement for the year of income is below \$5,000.

Description	Holdings	Dividend Tax Date	Purchase Date	Sale Date	Days Held	Franking Credits	Qualified
-------------	----------	----------------------	------------------	--------------	--------------	---------------------	-----------

Total Imputation credit less than \$5,000, 45 Day Rule is not applicable for you.

7. Accrued Income

For the period 1 July 2021 to 30 June 2022.

Security Code	Security Name	Trade Date	Settlement Date	Tax Date	AUD Income Received
Australian Dollar					
ETL0062AU - Equity Trustees Ltd - SGH ICE Fund					
ETL0062AU	Equity Trustees Ltd - SGH ICE Fund	30/06/2022	18/07/2022	30/06/2022	4,046.91
ETL0276AU - Partners Group (Guernsey) Limited - Partners Group Global Value Fund (AUD) - Wholesale Units (Monthly)					
ETL0276AU	Partners Group (Guernsey) Limited - Partners Group Global Value Fund (AUD) - Wholesale Units	30/06/2022	22/08/2022	30/06/2022	559.97
MVA - VanEck Property - VanEck Australian Property ETF					
MVA	VanEck Property - VanEck Australian Property ETF	30/06/2022	25/07/2022	30/06/2022	594.00
PIM0941AU - Fairlight Asset Management Pty Ltd - Fairlight Global Small & Mid Cap Hedged Class H					
PIM0941AU	Fairlight Asset Management Pty Ltd - Fairlight Global Small & Mid Cap Hedged Class H	30/06/2022	26/08/2022	30/06/2022	27.93
QHAL - VanEck Qual Hedged - VanEck MSCI International Quality (Hedged) ETF					
QHAL	VanEck Qual Hedged - VanEck MSCI International Quality (Hedged) ETF	30/06/2022	28/07/2022	30/06/2022	186.85
Currency Total:					5,415.66
Grand Total:					5,415.66

8. Capital Gains/Losses Summary

For the period 1 July 2021 to 30 June 2022.

	FX ⁺ Movements	Domestic Asset Disposals [*]	Foreign Asset Disposals ^{**}	Trust ⁺⁺ Distributions	Total
Capital Gains					
Discount Gains (Grossed Up Amount)		0.00	0.00	4,019.08	4,019.08
Indexed Gains		0.00	0.00	0.00	0.00
Other Gains (where asset held for less than 12 months)	2.34	21,464.87	9,227.13	106.49	30,800.83
Capital Losses	(4,360.60)	(19,740.74)	(12,551.18)		(36,652.52)
Tax Deferred (CGT writeback)					265.60***

* Sourced from the Realised Capital Gains/Losses (Domestic) Report

** Sourced from the Realised Capital Gains/Losses (Foreign) Report

*** Reduction in Tax Deferred, AMIT Cost Base Adjustment and Return of Capital due to Asset disposal

+ Sourced from the Realised Foreign Exchange Gains/Losses Report

++ Sourced from the Investment Income (Domestic) Report

9. Realised Capital Gains/Losses (Domestic)

For the period 1 July 2021 to 30 June 2022.

Sale Tax Date	Purchase Tax Date	Sale Quantity	Actual Cost	Sale Proceeds	Total Gain/Loss	Reduced Cost Base	Indexed Cost Base	Concession Amount	Discounted Gain	Indexed Gain	Other Gain	CGT Loss
ACDC - GblX Batt Tech Lith - Global X Battery Tech & Lithium ETF												
08/04/2022	13/10/2021	272.00	24,920.88	22,826.00	(2,094.88)	24,920.88	0.00	0.00	0.00	0.00	0.00	(2,094.88)
Total for Product:		272.00	24,920.88	22,826.00	(2,094.88)	24,920.88	0.00	0.00	0.00	0.00	0.00	(2,094.88)
BHP - BHP Group Limited												
11/01/2022	26/11/2021	649.00	24,963.07	29,085.65	4,122.58	24,963.07	0.00	0.00	0.00	0.00	4,122.58	0.00
Total for Product:		649.00	24,963.07	29,085.65	4,122.58	24,963.07	0.00	0.00	0.00	0.00	4,122.58	0.00
CBA - Commonwealth Bank.												
08/10/2021	13/08/2021	120.00	12,602.80	3,506.40	(9,096.40)	12,602.80	0.00	0.00	0.00	0.00	0.00	(9,096.40)
Total for Product:		120.00	12,602.80	3,506.40	(9,096.40)	12,602.80	0.00	0.00	0.00	0.00	0.00	(9,096.40)
CPU - Computershare Ltd												
17/11/2021	21/07/2021	950.00	14,984.50	18,569.50	3,585.00	14,984.50	0.00	0.00	0.00	0.00	3,585.00	0.00
Total for Product:		950.00	14,984.50	18,569.50	3,585.00	14,984.50	0.00	0.00	0.00	0.00	3,585.00	0.00
ETPMAG - Gblx Metals - Global X Physical Silver A												
16/11/2021	13/10/2021	859.00	24,993.13	24,971.13	(22.00)	24,993.13	0.00	0.00	0.00	0.00	0.00	(22.00)
Total for Product:		859.00	24,993.13	24,971.13	(22.00)	24,993.13	0.00	0.00	0.00	0.00	0.00	(22.00)
FEMX - Fidelity Gem - Fidelity Global Em Fund (Managed Fund)												
13/01/2022	21/07/2021	2,874.00	20,053.78	20,538.28	484.50	20,053.78	0.00	0.00	0.00	0.00	484.50	0.00
13/01/2022	28/07/2021	2,968.00	19,996.64	21,210.02	1,213.38	19,996.64	0.00	0.00	0.00	0.00	1,213.38	0.00
Total for Product:		5,842.00	40,050.42	41,748.30	1,697.88	40,050.42	0.00	0.00	0.00	0.00	1,697.88	0.00
GDX - VanEck Gold Miners - VanEck Gold Miners ETF												
13/12/2021	25/10/2021	676.00	29,982.32	28,789.12	(1,193.20)	29,982.32	0.00	0.00	0.00	0.00	0.00	(1,193.20)
Total for Product:		676.00	29,982.32	28,789.12	(1,193.20)	29,982.32	0.00	0.00	0.00	0.00	0.00	(1,193.20)

Sale Tax Date	Purchase Tax Date	Sale Quantity	Actual Cost	Sale Proceeds	Total Gain/Loss	Reduced Cost Base	Indexed Cost Base	Concession Amount	Discounted Gain	Indexed Gain	Other Gain	CGT Loss
HLI - Heli Group Limited												
25/10/2021	05/08/2021	8,648.00	19,998.88	19,176.56	(822.32)	19,998.88	0.00	0.00	0.00	0.00	0.00	(822.32)
Total for Product:		8,648.00	19,998.88	19,176.56	(822.32)	19,998.88	0.00	0.00	0.00	0.00	0.00	(822.32)
KKC - Kkr Credit Inc Fund - Ordinary Units Fully Paid												
16/03/2022	07/09/2021	11,405.00	24,998.95	24,726.85	(272.10)	24,998.95	0.00	0.00	0.00	0.00	0.00	(272.10)
Total for Product:		11,405.00	24,998.95	24,726.85	(272.10)	24,998.95	0.00	0.00	0.00	0.00	0.00	(272.10)
NAB - National Aust. Bank												
19/11/2021	21/07/2021	582.00	14,979.40	16,803.62	1,824.22	14,979.40	0.00	0.00	0.00	0.00	1,824.22	0.00
Total for Product:		582.00	14,979.40	16,803.62	1,824.22	14,979.40	0.00	0.00	0.00	0.00	1,824.22	0.00
NBI - NB Global Corporate Income Trust - Ordinary Units Fully Paid												
23/09/2021	07/09/2021	13,077.00	24,999.07	24,628.15	(370.92)	24,999.07	0.00	0.00	0.00	0.00	0.00	(370.92)
Total for Product:		13,077.00	24,999.07	24,628.15	(370.92)	24,999.07	0.00	0.00	0.00	0.00	0.00	(370.92)
PMGOLD - Gold - Perth Mint Gold A												
16/11/2021	18/08/2021	4,745.00	116,986.25	116,887.82	(98.43)	116,986.25	0.00	0.00	0.00	0.00	0.00	(98.43)
16/11/2021	07/09/2021	814.00	19,997.56	20,051.99	54.43	19,997.56	0.00	0.00	0.00	0.00	54.43	0.00
Total for Product:		5,559.00	136,983.81	136,939.81	(44.00)	136,983.81	0.00	0.00	0.00	0.00	54.43	(98.43)
QAU - Betashares Gold Etf - BetaShares Gold Bullion ETF - Currency Hedged												
13/10/2021	18/08/2021	5,146.00	82,300.02	80,774.43	(1,525.59)	82,300.02	0.00	0.00	0.00	0.00	0.00	(1,525.59)
13/10/2021	07/09/2021	1,225.00	19,989.50	19,228.27	(761.23)	19,989.50	0.00	0.00	0.00	0.00	0.00	(761.23)
16/11/2021	18/08/2021	2,169.00	34,688.83	35,133.27	444.44	34,688.83	0.00	0.00	0.00	0.00	444.44	0.00
16/11/2021	15/10/2021	4,373.00	69,990.00	70,833.47	843.47	69,990.00	0.00	0.00	0.00	0.00	843.47	0.00
16/11/2021	19/10/2021	1,906.00	29,984.32	30,873.22	888.90	29,984.32	0.00	0.00	0.00	0.00	888.90	0.00
Total for Product:		14,819.00	236,952.67	236,842.67	(110.00)	236,952.67	0.00	0.00	0.00	0.00	2,176.82	(2,286.82)
RMD - ResMed Inc. - Cdi 10:1 Foreign Exempt Nyse												
13/01/2022	26/11/2021	562.00	19,984.24	18,736.03	(1,248.21)	19,984.24	0.00	0.00	0.00	0.00	0.00	(1,248.21)
Total for Product:		562.00	19,984.24	18,736.03	(1,248.21)	19,984.24	0.00	0.00	0.00	0.00	0.00	(1,248.21)

Sale Tax Date	Purchase Tax Date	Sale Quantity	Actual Cost	Sale Proceeds	Total Gain/Loss	Reduced Cost Base	Indexed Cost Base	Concession Amount	Discounted Gain	Indexed Gain	Other Gain	CGT Loss
SCG - Scentre Grp - Fully Paid Ordinary/Units Stapled Securities												
24/11/2021	21/07/2021	5,880.00	15,074.80	18,794.00	3,719.20	14,868.76	0.00	0.00	0.00	0.00	3,925.24	0.00
Total for Product:		5,880.00	15,074.80	18,794.00	3,719.20	14,868.76	0.00	0.00	0.00	0.00	3,925.24	0.00
SEMI - GbIX Semiconductor - Global X Semiconductor ETF												
13/01/2022	26/11/2021	2,172.00	25,000.00	24,541.54	(458.46)	25,000.00	0.00	0.00	0.00	0.00	0.00	(458.46)
Total for Product:		2,172.00	25,000.00	24,541.54	(458.46)	25,000.00	0.00	0.00	0.00	0.00	0.00	(458.46)
SSB4647AU - ClearBridge Investments Limited - RARE Infrastructure Income Fund Class B												
17/03/2022	30/07/2021	23,518.34	25,027.50	27,599.50	2,572.00	25,021.30	0.00	0.00	0.00	0.00	2,578.20	0.00
Total for Product:		23,518.34	25,027.50	27,599.50	2,572.00	25,021.30	0.00	0.00	0.00	0.00	2,578.20	0.00
STO - Santos Ltd												
08/04/2022	20/01/2022	1,372.00	9,996.44	10,926.89	930.45	9,996.44	0.00	0.00	0.00	0.00	930.45	0.00
Total for Product:		1,372.00	9,996.44	10,926.89	930.45	9,996.44	0.00	0.00	0.00	0.00	930.45	0.00
TCL - Transurban Group - Fully Paid Ordinary/Units Stapled Securities												
16/03/2022	23/07/2021	1,050.00	14,995.00	13,619.71	(1,375.29)	14,946.99	0.00	0.00	0.00	0.00	0.00	(1,327.28)
16/03/2022	07/10/2021	117.00	1,521.00	1,517.62	(3.38)	1,515.65	0.00	0.00	0.00	0.00	1.97	0.00
Total for Product:		1,167.00	16,516.00	15,137.33	(1,378.67)	16,462.64	0.00	0.00	0.00	0.00	1.97	(1,327.28)
WOW - Woolworths Group Ltd												
12/05/2022	11/01/2022	680.00	24,896.32	25,464.40	568.08	24,896.32	0.00	0.00	0.00	0.00	568.08	0.00
Total for Product:		680.00	24,896.32	25,464.40	568.08	24,896.32	0.00	0.00	0.00	0.00	568.08	0.00
XARO - ActiveXArdeaRealBnd - Active X Ardea RI Outcome Bnd Fund (Managed Fund)												
10/11/2021	07/09/2021	966.00	24,993.10	24,543.38	(449.72)	24,993.10	0.00	0.00	0.00	0.00	0.00	(449.72)
Total for Product:		966.00	24,993.10	24,543.38	(449.72)	24,993.10	0.00	0.00	0.00	0.00	0.00	(449.72)
Grand Total:			792,898.30	794,356.83	1,458.53	792,632.70	0.00	0.00	0.00	0.00	21,464.87	(19,740.74)

10. Realised Capital Gains/Losses (Foreign)

For the period 1 July 2021 to 30 June 2022.

Sale Tax Date	Purchase Tax Date	Sale Quantity	Reduced Native Cost	Native Sale Proceeds	Gain/(Loss)	Buy Date FX Rate	Actual Cost AUD	Reduced Cost AUD	Sale Date FX Rate	AUD Sale Proceeds	AUD Gain/(Loss)	AUD Cap Gain (*Discounted)	AUD Cap Loss
EUR													
DG - VINCI - VINCI													
29/11/2021	21/07/2021	79	6,911.13	6,665.00	(246.13)	0.6237	11,080.86	11,080.86	0.6325	10,536.93	(543.93)	0.00	(543.93)
Total for Product:		79	6,911.13	6,665.00	(246.13)		11,080.86	11,080.86		10,536.93	(543.93)	0.00	(543.93)
TTE - TotalEnergies SE - TotalEnergies SE													
27/09/2021	21/07/2021	196	6,936.36	7,809.10	872.74	0.6237	11,121.31	11,121.31	0.6231	12,533.55	1,412.24	1,412.24	0.00
Total for Product:		196	6,936.36	7,809.10	872.74		11,121.31	11,121.31		12,533.55	1,412.24	1,412.24	0.00
EUR Total:			13,847.49	14,474.10	626.61		22,202.16	22,202.16		23,070.48	868.31	1,412.24	(543.93)
HKD													
0700 - TENCENT - TENCENT													
10/11/2021	27/08/2021	200	93,968.42	94,579.20	610.78	5.6957	16,498.00	16,498.00	5.7088	16,567.24	69.24	69.24	0.00
Total for Product:		200	93,968.42	94,579.20	610.78		16,498.00	16,498.00		16,567.24	69.24	69.24	0.00
HKD Total:			93,968.42	94,579.20	610.78		16,498.00	16,498.00		16,567.24	69.24	69.24	0.00
USD													
AMZN - Amazon.com, Inc. - Common Stock - Amazon.com, Inc. - Common Stock													
16/05/2022	21/07/2021	2	7,190.18	4,473.89	(2,716.29)	0.7359	9,770.00	9,770.00	0.6969	6,419.55	(3,350.45)	0.00	(3,350.45)
Total for Product:		2	7,190.18	4,473.89	(2,716.29)		9,770.00	9,770.00		6,419.55	(3,350.45)	0.00	(3,350.45)
CPER - United States Copper Index Fund ETV - United States Copper Index Fund ETV													
08/04/2022	14/10/2021	670	18,937.63	19,225.80	288.17	0.7417	25,532.65	25,532.65	0.7459	25,776.51	243.87	243.87	0.00
Total for Product:		670	18,937.63	19,225.80	288.17		25,532.65	25,532.65		25,776.51	243.87	243.87	0.00

Sale Tax Date	Purchase Tax Date	Sale Quantity	Reduced Native Cost	Native Sale Proceeds	Gain/ (Loss)	Buy Date FX Rate	Actual Cost AUD	Reduced Cost AUD	Sale Date FX Rate	AUD Sale Proceeds	AUD Gain/ (Loss)	AUD Cap Gain (*Discounted)	AUD Cap Loss
LOW - Lowe's Companies, Inc. Common Stock - Lowe's Companies, Inc. Common													
24/03/2022	23/07/2021	41	8,158.63	9,003.98	845.35	0.7367	11,074.71	11,074.71	0.7513	11,983.96	909.24	909.24	0.00
Total for Product:		41	8,158.63	9,003.98	845.35		11,074.71	11,074.71		11,983.96	909.24	909.24	0.00
MRK - Merck & Company, Inc. Common Stock (new) - Merck & Company, Inc. Common													
23/09/2021	23/07/2021	106	8,180.37	7,665.75	(514.62)	0.7367	11,104.22	11,104.22	0.7296	10,507.45	(596.77)	0.00	(596.77)
Total for Product:		106	8,180.37	7,665.75	(514.62)		11,104.22	11,104.22		10,507.45	(596.77)	0.00	(596.77)
NFLX - Netflix, Inc. - Common Stock - Netflix, Inc. - Common Stock													
09/12/2021	22/07/2021	36	18,413.74	22,547.80	4,134.06	0.7379	24,955.43	24,955.43	0.7147	31,547.98	6,592.55	6,592.55	0.00
Total for Product:		36	18,413.74	22,547.80	4,134.06		24,955.43	24,955.43		31,547.98	6,592.55	6,592.55	0.00
URA - Global X Uranium ETF - Global X Uranium ETF													
27/01/2022	14/10/2021	642	18,327.51	12,882.79	(5,444.72)	0.7417	24,710.05	24,710.05	0.7034	18,315.17	(6,394.88)	0.00	(6,394.88)
27/01/2022	13/12/2021	297	7,231.46	5,959.79	(1,271.67)	0.7133	10,138.06	10,138.06	0.7034	8,472.90	(1,665.15)	0.00	(1,665.15)
Total for Product:		939	25,558.97	18,842.58	(6,716.39)		34,848.11	34,848.11		26,788.07	(8,060.04)	0.00	(8,060.03)
USD Total:			86,439.52	81,759.80	(4,679.72)		117,285.12	117,285.12		113,023.52	(4,261.60)	7,745.66	(12,007.25)
Grand Total:							155,985.28	155,985.28		152,661.23	(3,324.05)	9,227.13	(12,551.18)
Net Discounted Gain:											0.00	*	
Net Other Gains:											9,227.13		

11. Traditional Income Security Gains/Losses

For the period 1 July 2021 to 30 June 2022.

Security	Sale Tax Date	Purchase Tax Date	Sale Quantity	Buy Cost	Sale Proceeds	Gain/ (Loss)
Grand Total:				0.00	0.00	

12. Unrealised Capital Gains/Losses

As at 30 Jun 2022

Tax Date	Quantity	Actual AUD Cost	Reduced AUD Cost	Open ROC & TD	AUD Market Value	Gain/Loss	Discounted Gain	Less 1 year gain	Indexed Gain	AUD CGT Gain	CGT Loss
AAP5928AU - Ausbil Investment Management Ltd - Ausbil Global Resources Fund											
14/04/2022	25,249.25	60,000.00	60,000.00	0.00	41,103.01	(18,896.99)	0.00	0.00	0.00	0.00	(18,896.99)
Total for Product:	25,249.25	60,000.00	60,000.00	0.00	41,103.01	(18,896.99)	0.00	0.00	0.00	0.00	(18,896.99)
ADBE - Adobe Inc. - Common Stock - Adobe Inc. - Common Stock											
22/03/2022	32	19,495.27	19,495.27	0.00	16,967.39	(2,527.88)	0.00	0.00	0.00	0.00	(2,527.88)
Total for Product:	32	19,495.27	19,495.27	0.00	16,967.39	(2,527.88)	0.00	0.00	0.00	0.00	(2,527.88)
AMAT - Applied Materials, Inc. - Common Stock - Applied Materials, Inc. - Common Stock											
21/07/2021	61	11,065.26	11,065.26	0.00	8,038.75	(3,026.51)	0.00	0.00	0.00	0.00	(3,026.51)
Total for Product:	61	11,065.26	11,065.26	0.00	8,038.75	(3,026.51)	0.00	0.00	0.00	0.00	(3,026.51)
CAR - Carsales.Com Ltd.											
26/11/2021	794	19,975.22	19,975.22	0.00	14,601.66	(5,373.56)	0.00	0.00	0.00	0.00	(5,373.56)
Total for Product:	794	19,975.22	19,975.22	0.00	14,601.66	(5,373.56)	0.00	0.00	0.00	0.00	(5,373.56)
CRWD - CrowdStrike Holdings, Inc. - Class A Common Stock - CrowdStrike Holdings, Inc. - Class A Common Stock											
23/12/2021	43	12,393.41	12,393.41	0.00	10,498.71	(1,894.70)	0.00	0.00	0.00	0.00	(1,894.70)
17/03/2022	39	10,082.97	10,082.97	0.00	9,522.08	(560.89)	0.00	0.00	0.00	0.00	(560.89)
Total for Product:	82	22,476.38	22,476.38	0.00	20,020.79	(2,455.59)	0.00	0.00	0.00	0.00	(2,455.59)
CSL - CSL Limited											
23/07/2021	51	14,996.11	14,996.11	0.00	13,722.06	(1,274.05)	0.00	0.00	0.00	0.00	(1,274.05)
Total for Product:	51	14,996.11	14,996.11	0.00	13,722.06	(1,274.05)	0.00	0.00	0.00	0.00	(1,274.05)
ETL0062AU - Equity Trustees Ltd - SGH ICE Fund											
30/07/2021	15,868.61	40,027.50	39,871.18	156.32	27,492.36	(12,535.14)	0.00	0.00	0.00	0.00	(12,378.82)
Total for Product:	15,868.61	40,027.50	39,871.18	156.32	27,492.36	(12,535.14)	0.00	0.00	0.00	0.00	(12,378.82)

Tax Date	Quantity	Actual AUD Cost	Reduced AUD Cost	Open ROC & TD	AUD Market Value	Gain/Loss	Discounted Gain	Less 1 year gain	Indexed Gain	AUD CGT Gain	CGT Loss
ETL0276AU - Partners Group (Guernsey) Limited - Partners Group Global Value Fund (AUD) - Wholesale Units (Monthly)											
03/03/2022	18,698.58	60,366.50	60,366.50	0.00	57,451.39	(2,915.11)	0.00	0.00	0.00	0.00	(2,915.11)
Total for Product:	18,698.58	60,366.50	60,366.50	0.00	57,451.39	(2,915.11)	0.00	0.00	0.00	0.00	(2,915.11)
GOOGL - Alphabet Inc. - Class A Common Stock - Alphabet Inc. - Class A Common Stock											
23/07/2021	3	10,678.11	10,678.11	0.00	9,469.85	(1,208.26)	0.00	0.00	0.00	0.00	(1,208.26)
22/03/2022	3	10,999.51	10,999.51	0.00	9,469.85	(1,529.66)	0.00	0.00	0.00	0.00	(1,529.66)
Total for Product:	6	21,677.63	21,677.63	0.00	18,939.70	(2,737.93)	0.00	0.00	0.00	0.00	(2,737.92)
HOW2967AU - Fidante Partners Ltd - Eiger Australian Small Companies Fund											
30/11/2021	14,089.27	25,027.50	25,027.50	0.00	17,322.76	(7,704.74)	0.00	0.00	0.00	0.00	(7,704.74)
Total for Product:	14,089.27	25,027.50	25,027.50	0.00	17,322.76	(7,704.74)	0.00	0.00	0.00	0.00	(7,704.74)
MP1 - Megaport Limited											
03/05/2022	1,171	9,948.79	9,948.79	0.00	6,381.95	(3,566.84)	0.00	0.00	0.00	0.00	(3,566.84)
16/05/2022	1,319	9,925.34	9,925.34	0.00	7,188.55	(2,736.79)	0.00	0.00	0.00	0.00	(2,736.79)
Total for Product:	2,490	19,874.13	19,874.13	0.00	13,570.50	(6,303.63)	0.00	0.00	0.00	0.00	(6,303.63)
MSFT - Microsoft Corporation - Common Stock - Microsoft Corporation - Common Stock											
28/09/2021	61	24,464.82	24,464.82	0.00	22,692.82	(1,772.00)	0.00	0.00	0.00	0.00	(1,772.00)
17/03/2022	31	12,378.66	12,378.66	0.00	11,532.41	(846.25)	0.00	0.00	0.00	0.00	(846.25)
Total for Product:	92	36,843.49	36,843.49	0.00	34,225.23	(2,618.26)	0.00	0.00	0.00	0.00	(2,618.25)
MVA - VanEck Property - VanEck Australian Property ETF											
21/07/2021	1,080	24,970.00	24,430.92	539.08	22,323.60	(2,646.40)	0.00	0.00	0.00	0.00	(2,107.32)
Total for Product:	1,080	24,970.00	24,430.92	539.08	22,323.60	(2,646.40)	0.00	0.00	0.00	0.00	(2,107.32)
NKE - Nike, Inc. Common Stock - Nike, Inc. Common Stock											
16/05/2022	92	14,986.25	14,986.25	0.00	13,619.20	(1,367.05)	0.00	0.00	0.00	0.00	(1,367.05)
Total for Product:	92	14,986.25	14,986.25	0.00	13,619.20	(1,367.05)	0.00	0.00	0.00	0.00	(1,367.05)
NOW - ServiceNow, Inc. Common Stock - ServiceNow, Inc. Common Stock											
23/12/2021	14	12,554.44	12,554.44	0.00	9,642.94	(2,911.50)	0.00	0.00	0.00	0.00	(2,911.50)

Tax Date	Quantity	Actual AUD Cost	Reduced AUD Cost	Open ROC & TD	AUD Market Value	Gain/Loss	Discounted Gain	Less 1 year gain	Indexed Gain	AUD CGT Gain	CGT Loss
Total for Product:	14	12,554.44	12,554.44	0.00	9,642.94	(2,911.50)	0.00	0.00	0.00	0.00	(2,911.50)
PIM0941AU - Fairlight Asset Management Pty Ltd - Fairlight Global Small & Mid Cap Hedged Class H											
30/07/2021	21,030.49	30,027.50	30,027.50	0.00	22,879.07	(7,148.43)	0.00	0.00	0.00	0.00	(7,148.43)
Total for Product:	21,030.49	30,027.50	30,027.50	0.00	22,879.07	(7,148.43)	0.00	0.00	0.00	0.00	(7,148.43)
QHAL - VanEck Qual Hedged - VanEck MSCI International Quality (Hedged) ETF											
21/07/2021	505	20,004.85	19,972.23	32.62	16,700.35	(3,304.50)	0.00	0.00	0.00	0.00	(3,271.88)
Total for Product:	505	20,004.85	19,972.23	32.62	16,700.35	(3,304.50)	0.00	0.00	0.00	0.00	(3,271.88)
ROST - Ross Stores, Inc. - Common Stock - Ross Stores, Inc. - Common Stock											
23/09/2021	158	24,788.47	24,788.47	0.00	16,072.84	(8,715.63)	0.00	0.00	0.00	0.00	(8,715.63)
Total for Product:	158	24,788.47	24,788.47	0.00	16,072.84	(8,715.63)	0.00	0.00	0.00	0.00	(8,715.63)
SHL - Sonic Healthcare											
25/05/2022	272	9,963.60	9,963.60	0.00	8,978.72	(984.88)	0.00	0.00	0.00	0.00	(984.88)
Total for Product:	272	9,963.60	9,963.60	0.00	8,978.72	(984.88)	0.00	0.00	0.00	0.00	(984.88)
WPC0155AU - Perennial Value Management Limited - Perennial Private to Public Opportunities Fund No. 3 Class A											
03/03/2022	50,000	51,150.00	51,150.00	0.00	50,350.00	(800.00)	0.00	0.00	0.00	0.00	(800.00)
Total for Product:	50,000	51,150.00	51,150.00	0.00	50,350.00	(800.00)	0.00	0.00	0.00	0.00	(800.00)
XRO - Xero Ltd											
16/03/2022	103	10,015.06	10,015.06	0.00	7,926.88	(2,088.18)	0.00	0.00	0.00	0.00	(2,088.18)
25/03/2022	114	11,800.48	11,800.48	0.00	8,773.44	(3,027.04)	0.00	0.00	0.00	0.00	(3,027.04)
Total for Product:	217	21,815.54	21,815.54	0.00	16,700.32	(5,115.22)	0.00	0.00	0.00	0.00	(5,115.22)
Grand Total:		562,085.62	561,357.60	728.02	460,722.64	(101,362.98)	0.00	0.00	0.00	0.00	(100,634.96)

13. Realised Foreign Exchange Gains/Losses

For the period 1 July 2021 to 30 June 2022.

Buy Tax Date	Buy Description	Buy FX Rate	Native Currency Value	Sale Tax Value Date	Sell Description	Sell FX Rate	Costbase (AUD)	Proceeds (AUD)	FX Gain (Loss)
EUR - Euro									
22/07/2021	EURO CURRENCY BUY EUR SELL AUD	0.6186	6,911.13	21/07/2021	VINCI SA SHS ISIN#FR0000125486	0.6237	11,171.84	11,080.86	(90.99)
22/07/2021	EURO CURRENCY BUY EUR SELL AUD	0.6186	6,936.36	21/07/2021	TOTALENERGIES SE SHS	0.6237	11,212.63	11,121.31	(91.32)
27/09/2021	TOTALENERGIES SE SHS ISIN#FR0000120271	0.6231	7,809.10	28/09/2021	7,809.10 EUR CCY @ 1.1607	0.6238	12,533.55	12,518.60	(14.94)
01/10/2021	196.00 SHARES TOTALENERGIES SE SHS	0.6267	2.85	20/12/2021	20-21 TO 12-19-21 FOR CUSTOMER	0.6306	4.55	4.52	(0.03)
01/10/2021	196.00 SHARES TOTALENERGIES SE SHS	0.6267	92.23	24/12/2021	2,442.00 EUR CCY @ 1.1312	0.6393	147.16	144.27	(2.89)
18/11/2021	79.00 SHARES VINCI SA SHS ISIN#FR0000125486	0.6398	37.74	24/12/2021	2,442.00 EUR CCY @ 1.1312	0.6393	58.99	59.03	0.04
29/11/2021	VINCI SA SHS ISIN#FR0000125486 UNSOLICITED	0.6325	2,312.03	24/12/2021	2,442.00 EUR CCY @ 1.1312	0.6393	3,655.17	3,616.53	(38.64)
29/11/2021	VINCI SA SHS ISIN#FR0000125486 UNSOLICITED	0.6325	5.84	30/12/2021	5.84 EUR CCY @ 1.1267	0.6435	9.23	9.07	(0.16)
29/11/2021	VINCI SA SHS ISIN#FR0000125486 UNSOLICITED	0.6325	3.55	20/01/2022	20-21 TO 01-19-22 FOR CUSTOMER	0.6388	5.61	5.56	(0.06)
29/11/2021	VINCI SA SHS ISIN#FR0000125486 UNSOLICITED	0.6325	4,340.48	03/03/2022	AUSTRALIAN DOLLAR CURRENCY	0.6618	6,862.02	6,558.47	(303.55)
29/11/2021	VINCI SA SHS ISIN#FR0000125486 UNSOLICITED	0.6325	1.20	21/03/2022	20-22 TO 03-19-22 FOR CUSTOMER	0.6716	1.90	1.79	(0.11)
Total for Currency:									(542.63)
HKD - Hong Kong Dollar									
30/08/2021	HONG KONG DOLLAR CURRENCY BUY HKD	5.6500	93,968.42	27/08/2021	TENCENT HLDGS LTD SHS PAR HKD	5.6957	16,631.58	16,498.00	(133.58)
10/11/2021	TENCENT HLDGS LTD SHS PAR HKD 0.00002	5.7088	94,579.20	10/11/2021	AUSTRALIAN DOLLAR CURRENCY	5.7534	16,567.24	16,438.84	(128.40)
Total for Currency:									(261.98)
USD - US Dollar									
22/07/2021	SELL -21,010.69 AUD CCY @ 0.7298	0.7298	7,190.18	21/07/2021	AMAZON COM INC UNSOLICITED	0.7359	9,852.26	9,770.00	(82.27)
22/07/2021	SELL -21,010.69 AUD CCY @ 0.7298	0.7298	8,143.42	21/07/2021	APPLIED MATERIALS INC	0.7359	11,158.43	11,065.26	(93.17)
23/07/2021	SELL -46,097.16 AUD CCY @ 0.7322	0.7322	18,413.74	22/07/2021	NETFLIX INC COM UNSOLICITED	0.7379	25,148.51	24,955.43	(193.08)
23/07/2021	SELL -46,097.16 AUD CCY @ 0.7322	0.7322	7,866.46	23/07/2021	ALPHABET INC CL A UNSOLICITED	0.7367	10,743.59	10,678.11	(65.48)
23/07/2021	SELL -46,097.16 AUD CCY @ 0.7322	0.7322	7,472.14	23/07/2021	LOWES COS INC COM UNSOLICITED	0.7367	10,205.05	10,142.86	(62.20)
26/07/2021	SELL -12,126.45 AUD CCY @ 0.7312	0.7312	686.49	23/07/2021	LOWES COS INC COM UNSOLICITED	0.7367	938.85	931.86	(7.00)
26/07/2021	SELL -12,126.45 AUD CCY @ 0.7312	0.7312	8,180.37	23/07/2021	MERCK & CO INC NEW COM	0.7367	11,187.60	11,104.22	(83.37)
16/09/2021	61 SHRS APPLIED MATERIALS INC RD 08/26 PD	0.7294	12.44	23/09/2021	ROSS STORES INC (STATE OF INC	0.7296	17.05	17.05	(0.00)
23/09/2021	MERCK & CO INC NEW COM UNSOLICITED	0.7296	7,665.75	23/09/2021	ROSS STORES INC (STATE OF INC	0.7296	10,507.45	10,507.45	0.00
24/09/2021	SELL -14,367.43 AUD CCY @ 0.7243	0.7243	10,406.33	23/09/2021	ROSS STORES INC (STATE OF INC	0.7296	14,367.43	14,263.96	(103.47)

Buy Tax Date	Buy Description	Buy FX Rate	Native Sale Tax Currency Value	Sale Tax Date	Sell Description	Sell FX Rate	Costbase (AUD)	Proceeds (AUD)	FX Gain (Loss)
28/09/2021	SELL -7,809.10 EUR CCY @ 1.1607	0.7240	9,064.02	28/09/2021	MICROSOFT CORP COM	0.7240	12,518.60	12,518.60	0.00
29/09/2021	SELL -12,055.18 AUD CCY @ 0.7175	0.7175	8,649.59	28/09/2021	MICROSOFT CORP COM	0.7240	12,055.18	11,946.22	(108.96)
07/10/2021	106 SHRS MERCK & CO INC NEW COM RD 09/15	0.7312	58.56	14/10/2021	GLOBAL X FDS GLOBAL X URANIUM	0.7417	80.09	78.95	(1.13)
15/10/2021	SELL -50,586.78 AUD CCY @ 0.7355	0.7355	18,268.95	14/10/2021	GLOBAL X FDS GLOBAL X URANIUM	0.7417	24,838.81	24,631.10	(207.72)
15/10/2021	SELL -50,586.78 AUD CCY @ 0.7355	0.7355	18,937.63	14/10/2021	UNITED STS COMMODITY INDEX FDS	0.7417	25,747.97	25,532.65	(215.32)
09/12/2021	61 SHRS MICROSOFT CORP COM RD 11/18 PD	0.7147	20.00	15/11/2021	023021	0.7349	27.98	27.21	(0.77)
09/12/2021	61 SHRS MICROSOFT CORP COM RD 11/18 PD	0.7147	12.15	10/12/2021	BUY 31,339.86 AUD CCY @ 0.7201	0.7201	17.00	16.87	(0.13)
09/12/2021	NETFLIX INC COM UNSOLICITED ORDER	0.7147	22,547.80	10/12/2021	BUY 31,339.86 AUD CCY @ 0.7201	0.7201	31,547.98	31,312.04	(235.94)
14/12/2021	SELL -10,221.14 AUD CCY @ 0.7075	0.7075	7.88	10/12/2021	BUY 31,339.86 AUD CCY @ 0.7201	0.7201	11.14	10.94	(0.19)
14/12/2021	SELL -10,221.14 AUD CCY @ 0.7075	0.7075	7,223.58	13/12/2021	GLOBAL X FDS GLOBAL X URANIUM	0.7133	10,210.00	10,127.01	(82.99)
16/12/2021	61 SHRS APPLIED MATERIALS INC RD 11/26 PD	0.7182	7.88	13/12/2021	GLOBAL X FDS GLOBAL X URANIUM	0.7133	10.97	11.05	0.08
16/12/2021	61 SHRS APPLIED MATERIALS INC RD 11/26 PD	0.7182	4.56	23/12/2021	CROWDSTRIKE HLDGS INC CL A	0.7243	6.35	6.30	(0.05)
24/12/2021	SELL -21,118.72 AUD CCY @ 0.7230	0.7230	8,972.24	23/12/2021	CROWDSTRIKE HLDGS INC CL A	0.7243	12,409.74	12,387.11	(22.63)
24/12/2021	SELL -21,118.72 AUD CCY @ 0.7230	0.7230	6,296.59	23/12/2021	SERVICENOW INC COM ALLOCATED	0.7243	8,708.98	8,693.10	(15.88)
24/12/2021	SELL -2,442.00 EUR CCY @ 1.1312	0.7232	2,762.39	23/12/2021	SERVICENOW INC COM ALLOCATED	0.7243	3,819.83	3,813.77	(6.07)
30/12/2021	SELL -5.84 EUR CCY @ 1.1267	0.7251	6.58	23/12/2021	SERVICENOW INC COM ALLOCATED	0.7243	9.07	9.08	0.01
31/12/2021	158 SHRS ROSS STORES INC (STATE OF INC	0.7269	27.88	23/12/2021	SERVICENOW INC COM ALLOCATED	0.7243	38.36	38.49	0.13
31/12/2021	158 SHRS ROSS STORES INC (STATE OF INC	0.7269	10.40	03/03/2022	BUY 27,124.08 AUD CCY @ 0.7349	0.7349	14.31	14.15	(0.16)
07/01/2022	939 SHRS GLOBAL X FDS GLOBAL X URANIUM	0.7182	1,044.75	03/03/2022	BUY 27,124.08 AUD CCY @ 0.7349	0.7349	1,454.73	1,421.62	(33.11)
27/01/2022	GLOBAL X FDS GLOBAL X URANIUM ETF	0.7034	18,842.58	03/03/2022	BUY 27,124.08 AUD CCY @ 0.7349	0.7349	26,788.07	25,639.65	(1,148.43)
10/03/2022	61 SHRS MICROSOFT CORP COM RD 02/17 PD	0.7361	32.15	03/03/2022	BUY 27,124.08 AUD CCY @ 0.7349	0.7349	43.68	43.75	0.07
16/03/2022	61 SHRS APPLIED MATLS INC COM RD 02/23 PD	0.7293	3.61	03/03/2022	BUY 27,124.08 AUD CCY @ 0.7349	0.7349	4.95	4.91	(0.04)
16/03/2022	61 SHRS APPLIED MATLS INC COM RD 02/23 PD	0.7293	8.83	07/03/2022	023021	0.7315	12.11	12.07	(0.04)
18/03/2022	SELL -22,570.26 AUD CCY @ 0.7324	0.7324	11.17	07/03/2022	023021	0.7315	15.25	15.27	0.02
18/03/2022	SELL -22,570.26 AUD CCY @ 0.7324	0.7324	7,440.50	17/03/2022	CROWDSTRIKE HLDGS INC CL A	0.7379	10,159.07	10,082.97	(76.09)
18/03/2022	SELL -22,570.26 AUD CCY @ 0.7324	0.7324	9,078.79	17/03/2022	MICROSOFT CORP COM	0.7379	12,395.94	12,303.10	(92.84)
23/03/2022	SELL -30,747.96 AUD CCY @ 0.7408	0.7408	55.76	17/03/2022	MICROSOFT CORP COM	0.7379	75.27	75.56	0.29
23/03/2022	SELL -30,747.96 AUD CCY @ 0.7408	0.7408	14,562.00	22/03/2022	ADOBE SYS INC COM UNSOLICITED	0.7470	19,657.13	19,495.27	(161.86)
23/03/2022	SELL -30,747.96 AUD CCY @ 0.7408	0.7408	8,160.33	22/03/2022	ALPHABET INC CL A UNSOLICITED	0.7470	11,015.56	10,924.86	(90.70)
24/03/2022	LOWES COS INC COM UNSOLICITED ORDER	0.7513	55.76	22/03/2022	ALPHABET INC CL A UNSOLICITED	0.7470	74.21	74.65	0.44
24/03/2022	LOWES COS INC COM UNSOLICITED ORDER	0.7513	8,948.22	25/03/2022	BUY 11,860.04 AUD CCY @ 0.7575	0.7575	11,909.74	11,812.83	(96.91)
31/03/2022	158 SHRS ROSS STORES INC COM RD 03/15 PD	0.7484	35.76	25/03/2022	BUY 11,860.04 AUD CCY @ 0.7575	0.7575	47.78	47.21	(0.57)
31/03/2022	158 SHRS ROSS STORES INC COM RD 03/15 PD	0.7484	5.87	28/03/2022	023021	0.7493	7.84	7.83	(0.01)
08/04/2022	UNITED STS COMMODITY INDEX FDS TR COM	0.7459	14.13	28/03/2022	023021	0.7493	18.94	18.86	(0.09)
08/04/2022	UNITED STS COMMODITY INDEX FDS TR COM	0.7459	19,211.67	11/04/2022	BUY 25,615.42 AUD CCY @ 0.7514	0.7514	25,757.57	25,567.83	(189.74)
16/05/2022	AMAZON COM INC COM UNSOLICITED ORDER	0.6969	35.76	11/04/2022	BUY 25,615.42 AUD CCY @ 0.7514	0.7514	51.31	47.59	(3.72)

Buy Tax Date	Buy Description	Buy FX Rate	Native Sale Tax Currency Value	Sale Tax Date	Sell Description	Sell FX Rate	Costbase (AUD)	Proceeds (AUD)	FX Gain (Loss)
16/05/2022	AMAZON COM INC COM UNSOLICITED ORDER	0.6969	20.00	13/04/2022	023021	0.7453	28.70	26.83	(1.86)
16/05/2022	AMAZON COM INC COM UNSOLICITED ORDER	0.6969	4,418.13	16/05/2022	NIKE INC CL B UNSOLICITED ORDER	0.6969	6,339.54	6,339.54	0.00
19/05/2022	SELL -8,637.54 AUD CCY @ 0.6912	0.6912	5,970.27	16/05/2022	NIKE INC CL B UNSOLICITED ORDER	0.6969	8,637.54	8,566.70	(70.84)
09/06/2022	92 SHRS MICROSOFT CORP COM RD 05/19 PD	0.7097	48.48	16/05/2022	NIKE INC CL B UNSOLICITED ORDER	0.6969	68.31	69.56	1.26
30/06/2022	158 SHRS ROSS STORES INC COM RD 06/07 PD	0.6904	7.28	16/05/2022	NIKE INC CL B UNSOLICITED ORDER	0.6969	10.54	10.45	(0.10)
30/06/2022	158 SHRS ROSS STORES INC COM RD 06/07 PD	0.6904	34.35	17/05/2022	BUY 8,467.27 AUD CCY @ 0.7051	0.7051	49.76	48.72	(1.04)
Total for Currency:									(3,553.66)
Grand Total:									(4,358.27)

14. Unrealised Foreign Exchange Gains/Losses

For the period 1 July 2021 to 30 June 2022.

EUR - Euro FX Rate:0.658503119579569 30 June 2022						AUD		
Buy Date	Buy Value	Buy FX Rate	Buy Description	Unmatched Value	CostBase	Market Value	FX Gain (Loss)	
29/11/2021	6,665.00	0.6325	VINCI SA SHS ISIN#FR0000125486 UNSOLICITED ORDER YOUR	1.90	3.00	2.89	(0.12)	
23/03/2022	1.20	0.6704	EURO CURRENCY BUY EUR SELL AUD	1.20	1.79	1.82	0.03	
Currency Total:	6,666.20			3.10	4.79	4.71	(0.09)	
USD - US Dollar FX Rate:0.690378403306636 30 June 2022						AUD		
Buy Date	Buy Value	Buy FX Rate	Buy Description	Unmatched Value	CostBase	Market Value	FX Gain (Loss)	
17/05/2022	(5,970.27)	0.7051	BUY 8,467.27 AUD CCY @ 0.7051	-5,935.92	-8,418.55	-8,598.07	(179.51)	
Currency Total:	-5,970.27			-5,935.92	-8,418.55	-8,598.07	(179.51)	
Grand Total:	695.93			-5,932.82	-8,413.76	-8,593.36	-179.60	

15. Detailed Fee Breakdown

The following lists the Fees for the period 1 July 2021 to 30 June 2022.

Date	Description	Net Fee	GST	Total Fee
Administration Fees				
09/08/2021	Monthly Administration Fee	(0.67)	(0.07)	(0.74)
08/09/2021	Monthly Administration Fee	(10.69)	(1.07)	(11.76)
07/10/2021	Monthly Administration Fee	(10.64)	(1.07)	(11.71)
09/11/2021	Monthly Administration Fee	(10.95)	(1.09)	(12.04)
08/12/2021	Monthly Administration Fee	(10.99)	(1.10)	(12.09)
11/01/2022	Monthly Administration Fee	(13.79)	(1.38)	(15.17)
03/02/2022	Monthly Administration Fee	(13.50)	(1.35)	(14.85)
07/03/2022	Monthly Administration Fee	(11.55)	(1.16)	(12.71)
17/03/2022	FY 21 Audit fee recovery	(0.48)	(0.05)	(0.53)
06/04/2022	Monthly Administration Fee	(20.84)	(2.08)	(22.92)
06/05/2022	Monthly Administration Fee	(20.99)	(2.09)	(23.08)
06/06/2022	Monthly Administration Fee	(20.93)	(2.09)	(23.02)
	Total:	(146.02)	(14.60)	(160.62)
Adviser Fees				
25/10/2021	EAP SEPT QTR FS FEE	(1,359.54)	(135.95)	(1,495.49)
24/01/2022	EAP DEC QTR FS FEE	(2,090.43)	(209.04)	(2,299.47)
26/04/2022	EAP MAR QTR FS FEE	(2,032.32)	(203.24)	(2,235.56)
	Total:	(5,482.29)	(548.23)	(6,030.52)
Other Fees & Expenses				
15/11/2021	Outgoing Non USD Wires ACCT PMB-023021	(24.74)	(2.47)	(27.21)
07/03/2022	Outgoing Non USD Wires ACCT PMB-023021	(24.85)	(2.49)	(27.34)
28/03/2022	Outgoing Non USD Wires ACCT PMB-023021	(24.26)	(2.43)	(26.69)
13/04/2022	Outgoing Non USD Wires ACCT PMB-023021	(24.39)	(2.44)	(26.83)
	Total:	(98.25)	(9.83)	(108.08)
	Grand Total:	(5,726.56)	(572.66)	(6,299.22)

16. Detailed Cash Flow

For the period 1 July 2021 to 30 June 2022.

Date	Description	Native Value Withdrawal	Native Value Deposit	Native Value Balance	AUD FX Rate Applied	AUD Withdrawal	AUD Deposit
Australian Dollar							
AUD - AUD CASH							
22/07/2021	AUSTRALIAN DOLLAR BANK OF AMERICA, N.A . SYDNEY SYDNEY	-	43,395.16	43,395.16	1.0000	-	43,395.16
23/07/2021	EURO CURRENCY BUY EUR SELL AUD	-22,384.47	-		1.0000	-22,384.47	-
23/07/2021	SELL -21,010.69 AUD CCY @ 0.7298	-21,010.69	-		1.0000	-21,010.69	-
23/07/2021	AUSTRALIAN DOLLAR BANK OF AMERICA, N.A . SYDNEY SYDNEY	-	46,097.16	46,097.16	1.0000	-	46,097.16
26/07/2021	SELL -46,097.16 AUD CCY @ 0.7322	-46,097.16	-		1.0000	-46,097.16	-
26/07/2021	AUSTRALIAN DOLLAR BANK OF AMERICA, N.A . SYDNEY SYDNEY	-	12,126.45	12,126.45	1.0000	-	12,126.45
27/07/2021	SELL -12,126.45 AUD CCY @ 0.7312	-12,126.45	-	0.00	1.0000	-12,126.45	-
31/08/2021	AUSTRALIAN DOLLAR BANK OF AMERICA, N.A . SYDNEY SYDNEY	-	16,631.58	16,631.58	1.0000	-	16,631.58
01/09/2021	HONG KONG DOLLAR CURRENCY BUY HKD SELL AUD	-16,631.58	-	0.00	1.0000	-16,631.58	-
24/09/2021	AUSTRALIAN DOLLAR BANK OF AMERICA, N.A . SYDNEY SYDNEY	-	10,406.33	10,406.33	1.0000	-	10,406.33
27/09/2021	AUSTRALIAN DOLLAR BANK OF AMERICA, N.A . SYDNEY SYDNEY	-	3,961.10	14,367.43	1.0000	-	3,961.10
28/09/2021	SELL -14,367.43 AUD CCY @ 0.7243	-14,367.43	-	0.00	1.0000	-14,367.43	-
29/09/2021	AUSTRALIAN DOLLAR BANK OF AMERICA, N.A . SYDNEY SYDNEY	-	12,055.18	12,055.18	1.0000	-	12,055.18
30/09/2021	SELL -12,055.18 AUD CCY @ 0.7175	-12,055.18	-	0.00	1.0000	-12,055.18	-
15/10/2021	AUSTRALIAN DOLLAR BANK OF AMERICA, N.A . SYDNEY SYDNEY	-	50,586.78	50,586.78	1.0000	-	50,586.78
19/10/2021	SELL -50,586.78 AUD CCY @ 0.7355	-50,586.78	-	0.00	1.0000	-50,586.78	-
12/11/2021	AUSTRALIAN DOLLAR CURRENCY BUY AUD SELL HKD	-	16,438.84	16,438.84	1.0000	-	16,438.84
15/11/2021	OUTGOING NON USD CUR RENCY WIRE AUSTRALIA N DOLLAR	-16,438.84	-	0.00	1.0000	-16,438.84	-
14/12/2021	BUY 31,339.86 AUD CCY @ 0.7201	-	31,339.86	31,339.86	1.0000	-	31,339.86
16/12/2021	SELL -10,221.14 AUD CCY @ 0.7075	-10,221.14	-	21,118.72	1.0000	-10,221.14	-
29/12/2021	SELL -21,118.72 AUD CCY @ 0.7230	-21,118.72	-	0.00	1.0000	-21,118.72	-
04/03/2022	AUSTRALIAN DOLLAR CURRENCY BUY AUD SELL EUR	-	6,558.47		1.0000	-	6,558.47
04/03/2022	BUY 27,124.08 AUD CCY @ 0.7349	-	27,124.08	33,682.55	1.0000	-	27,124.08
07/03/2022	OUTGOING NON USD CUR RENCY WIRE AUSTRALIA N DOLLAR	-33,682.55	-	0.00	1.0000	-33,682.55	-

Date	Description	Native Value Withdrawal	Native Value Deposit	Native Value Balance	AUD FX Rate Applied	AUD Withdrawal	AUD Deposit
18/03/2022	AUSTRALIAN DOLLAR BANK OF AMERICA, N.A . SYDNEY SYDNEY	-	22,570.26	22,570.26	1.0000	-	22,570.26
21/03/2022	SELL -22,570.26 AUD CCY @ 0.7324	-22,570.26	-	0.00	1.0000	-22,570.26	-
23/03/2022	AUSTRALIAN DOLLAR BANK OF AMERICA, N.A . SYDNEY SYDNEY	-	30,749.75	30,749.75	1.0000	-	30,749.75
25/03/2022	EURO CURRENCY BUY EUR SELL AUD	-1.79	-	-	1.0000	-1.79	-
25/03/2022	SELL -30,747.96 AUD CCY @ 0.7408	-30,747.96	-	0.00	1.0000	-30,747.96	-
28/03/2022	OUTGOING NON USD CUR RENCY WIRE AUSTRALIA N DOLLAR	-11,860.04	-	-	1.0000	-11,860.04	-
28/03/2022	BUY 11,860.04 AUD CCY @ 0.7575	-	11,860.04	0.00	1.0000	-	11,860.04
13/04/2022	OUTGOING NON USD CUR RENCY WIRE AUSTRALIA N DOLLAR	-25,615.42	-	-	1.0000	-25,615.42	-
13/04/2022	BUY 25,615.42 AUD CCY @ 0.7514	-	25,615.42	0.00	1.0000	-	25,615.42
17/05/2022	AUSTRALIAN DOLLAR BANK OF AMERICA, N.A . SYDNEY SYDNEY	-	8,467.27	8,467.27	1.0000	-	8,467.27
23/05/2022	SELL -8,637.54 AUD CCY @ 0.6912	-8,637.54	-	-	1.0000	-8,637.54	-
23/05/2022	AUSTRALIAN DOLLAR BANK OF AMERICA, N.A . SYDNEY SYDNEY	-	170.27	-0.00	1.0000	-	170.27
CASHAUD - Cash AUD							
29/07/2021	LE7435965 SETTLE CR FROM 0716-01911 LE7435965	-	97,000.00	97,000.00	1.0000	-	97,000.00
30/07/2021	Cash Deposit - CMT Declared Interest - JULY2021	-	0.28	-	1.0000	-	0.28
30/07/2021	Cash Withdrawal - Application Estimate ETL0062AU Equity Trustees Ltd -	-40,027.50	-	-	1.0000	-40,027.50	-
30/07/2021	Cash Withdrawal - Application Estimate PIM0941AU Fairlight Asset	-30,027.50	-	-	1.0000	-30,027.50	-
30/07/2021	Cash Withdrawal - Application Estimate SSB4647AU ClearBridge	-25,027.50	-	1,917.78	1.0000	-25,027.50	-
09/08/2021	Monthly Administration Fee	-0.74	-	1,917.04	1.0000	-0.74	-
31/08/2021	Cash Deposit - CMT Declared Interest - AUG2021	-	0.32	1,917.36	1.0000	-	0.32
08/09/2021	Monthly Administration Fee	-11.76	-	1,905.60	1.0000	-11.76	-
30/09/2021	Cash Deposit - CMT Declared Interest - SEPT2021	-	0.30	1,905.90	1.0000	-	0.30
07/10/2021	Monthly Administration Fee	-11.71	-	1,894.19	1.0000	-11.71	-
11/10/2021	Corporate Action - SSB4647AU.FND Distribution	-	129.35	2,023.54	1.0000	-	129.35
25/10/2021	Internal Transfer From sdi To cash Portfolio	-2,000.00	-	-	1.0000	-2,000.00	-
25/10/2021	Internal Transfer To cash From sdi Portfolio	-	2,000.00	-	1.0000	-	2,000.00
25/10/2021	Redemption	-1,500.00	-	523.54	1.0000	-1,500.00	-
29/10/2021	Cash Deposit - CMT Declared Interest - OCT2021	-	0.24	523.78	1.0000	-	0.24
09/11/2021	Monthly Administration Fee	-12.04	-	511.74	1.0000	-12.04	-

Date	Description	Native Value Withdrawal	Native Value Deposit	Native Value Balance	AUD FX Rate Applied	AUD Withdrawal	AUD Deposit
26/11/2021	LE7435965 SETTLE CR FROM 0716-01911 LE7435965	-	35,000.00	35,511.74	1.0000	-	35,000.00
30/11/2021	Cash Deposit - CMT Declared Interest - Nov2021	-	0.43		1.0000	-	0.43
30/11/2021	Cash Withdrawal - Application Estimate HOW2967AU Fidante Partners Ltd -	-25,027.50	-	10,484.67	1.0000	-25,027.50	-
08/12/2021	Monthly Administration Fee	-12.09	-	10,472.58	1.0000	-12.09	-
24/12/2021	Transfer From SDI To CASH Portfolio	-9,000.00	-		1.0000	-9,000.00	-
24/12/2021	Transfer To CASH From SDI Portfolio	-	9,000.00		1.0000	-	9,000.00
24/12/2021	Redemption	-9,000.00	-	1,472.58	1.0000	-9,000.00	-
31/12/2021	Cash Deposit - CMT Declared Interest - DEC 2021	-	0.69	1,473.27	1.0000	-	0.69
11/01/2022	Monthly Administration Fee	-15.17	-	1,458.10	1.0000	-15.17	-
18/01/2022	Corporate Action - SSB4647AU.FND Distribution	-	282.22	1,740.32	1.0000	-	282.22
27/01/2022	Corporate Action - ETL0062AU.FND Distribution	-	158.69	1,899.01	1.0000	-	158.69
03/02/2022	Monthly Administration Fee	-14.85	-	1,884.16	1.0000	-14.85	-
04/03/2022	Internal Transfer From sdi To cash Portfolio	-1,400.00	-		1.0000	-1,400.00	-
04/03/2022	Internal Transfer To cash From sdi Portfolio	-	1,400.00		1.0000	-	1,400.00
04/03/2022	Redemption	-1,200.00	-	684.16	1.0000	-1,200.00	-
07/03/2022	Monthly Administration Fee	-12.71	-	671.45	1.0000	-12.71	-
17/03/2022	FY 21 Audit fee recovery	-0.53	-	670.92	1.0000	-0.53	-
22/03/2022	Internal Transfer From sdi To cash Portfolio	-28,000.00	-		1.0000	-28,000.00	-
22/03/2022	Internal Transfer To cash From sdi Portfolio	-	28,000.00		1.0000	-	28,000.00
22/03/2022	Redemption	-27,222.48	-		1.0000	-27,222.48	-
22/03/2022	Cash Deposit - Sell SSB4647AU ClearBridge Investments Limited - RARE	-	27,599.50	1,047.94	1.0000	-	27,599.50
24/03/2022	Transfer From CASH To SDI Portfolio	-1,410.64	-		1.0000	-1,410.64	-
24/03/2022	Transfer To SDI From CASH Portfolio	-	1,410.64	1,047.94	1.0000	-	1,410.64
06/04/2022	Monthly Administration Fee	-22.92	-	1,025.02	1.0000	-22.92	-
06/05/2022	Monthly Administration Fee	-23.08	-	1,001.94	1.0000	-23.08	-
03/06/2022	Cash Deposit - Corporate Action - PIM0941AU.FND Fee Rebate December	-	35.53		1.0000	-	35.53
03/06/2022	Cash Deposit - Corporate Action - PIM0941AU.FND Fee Rebate March 2022	-	31.05		1.0000	-	31.05
03/06/2022	Cash Deposit - Corporate Action - PIM0941AU.FND Fee Rebate September	-	23.93	1,092.45	1.0000	-	23.93
06/06/2022	Monthly Administration Fee	-23.02	-	1,069.43	1.0000	-23.02	-

Date	Description	Native Value Withdrawal	Native Value Deposit	Native Value Balance	AUD FX Rate Applied	AUD Withdrawal	AUD Deposit
MBLCCMH - Macquarie CMA							
01/07/2021	Opening Balance	-	-	0.00		-	-
20/07/2021	nabtrade DSF	-	100,000.00	100,000.00	1.0000	-	100,000.00
21/07/2021	nabtrade DSF	-	100,000.00	200,000.00	1.0000	-	100,000.00
22/07/2021	NETX PURCHASES	-43,395.16	-		1.0000	-43,395.16	-
22/07/2021	DSF nabtrade	-	100,000.00	256,604.84	1.0000	-	100,000.00
23/07/2021	B CPU 950 119338911	-14,984.50	-		1.0000	-14,984.50	-
23/07/2021	B FEMX 2874 119352607	-20,053.78	-		1.0000	-20,053.78	-
23/07/2021	B MVA 1080 119327263	-24,970.00	-		1.0000	-24,970.00	-
23/07/2021	B NAB 582 119311049	-14,979.40	-		1.0000	-14,979.40	-
23/07/2021	B QHAL 505 119327314	-20,004.85	-		1.0000	-20,004.85	-
23/07/2021	B SCG 5880 119310722	-15,074.80	-		1.0000	-15,074.80	-
23/07/2021	NETX PURCHASES	-46,097.16	-		1.0000	-46,097.16	-
23/07/2021	Mark DSF	-	100,000.00	200,440.35	1.0000	-	100,000.00
26/07/2021	NETX PURCHASES	-12,126.45	-	188,313.90	1.0000	-12,126.45	-
27/07/2021	B CSL 51 119515318	-14,996.11	-		1.0000	-14,996.11	-
27/07/2021	B TCL 1050 119512763	-14,995.00	-		1.0000	-14,995.00	-
27/07/2021	Mark Dimic Nabtrade to Macq	-	30,000.00	188,322.79	1.0000	-	30,000.00
29/07/2021	XPLORE TRANSFER	-97,000.00	-	91,322.79	1.0000	-97,000.00	-
30/07/2021	MACQUARIE CMA INTEREST PAID	-	11.81		1.0000	-	11.81
30/07/2021	B FEMX 2968 119814649	-19,996.64	-	71,337.96	1.0000	-19,996.64	-
09/08/2021	B GMA 8648 120322893	-19,998.88	-	51,339.08	1.0000	-19,998.88	-
10/08/2021	Mark nabtrade to MQG	-	100,000.00	151,339.08	1.0000	-	100,000.00
17/08/2021	B CBA 120 120894876	-12,602.80	-	138,736.28	1.0000	-12,602.80	-
18/08/2021	Mark Dimech DSF NTCA to MCQ	-	100,000.00	238,736.28	1.0000	-	100,000.00
20/08/2021	B PMGOLD 4745 121286245	-116,986.25	-		1.0000	-116,986.25	-
20/08/2021	B QAU 7315 121287181	-116,988.85	-	4,761.18	1.0000	-116,988.85	-
30/08/2021	Mark NAB to MQG DSF	-	100,000.00	104,761.18	1.0000	-	100,000.00
31/08/2021	GMA ITM DIV 001263042007	-	432.40		1.0000	-	432.40

Date	Description	Native Value Withdrawal	Native Value Deposit	Native Value Balance	AUD FX Rate Applied	AUD Withdrawal	AUD Deposit
31/08/2021	MACQUARIE CMA INTEREST PAID	-	15.32		1.0000	-	15.32
31/08/2021	SCG DISTRIBUTION AUG21/00882263	-	411.60		1.0000	-	411.60
31/08/2021	NETX TRANSFER	-16,631.58	-	88,988.92	1.0000	-16,631.58	-
07/09/2021	Mark Dimech Nabtrade to Macq	-	56,451.28	145,440.20	1.0000	-	56,451.28
09/09/2021	B KKC 11405 122853549	-24,998.95	-		1.0000	-24,998.95	-
09/09/2021	B NBI 13077 122881692	-24,999.07	-		1.0000	-24,999.07	-
09/09/2021	B PMGOLD 814 122853361	-19,997.56	-		1.0000	-19,997.56	-
09/09/2021	B QAU 1225 122853198	-19,989.50	-		1.0000	-19,989.50	-
09/09/2021	B XARO 966 122854045	-24,993.10	-	30,462.02	1.0000	-24,993.10	-
13/09/2021	CPU DIVIDEND SEP21/00831437	-	218.50	30,680.52	1.0000	-	218.50
24/09/2021	NETX PURCHASES	-10,406.33	-	20,274.19	1.0000	-10,406.33	-
27/09/2021	NETX PURCHASES	-3,961.10	-		1.0000	-3,961.10	-
27/09/2021	S NBI 13077 124167114	-	24,628.15	40,941.24	1.0000	-	24,628.15
29/09/2021	CBA FNL DIV 001263400187	-	240.00		1.0000	-	240.00
29/09/2021	NETX PURCHASES	-12,055.18	-	29,126.06	1.0000	-12,055.18	-
30/09/2021	CSL LTD DIVIDEND AUD21/01129606	-	81.07		1.0000	-	81.07
30/09/2021	MACQUARIE CMA INTEREST PAID	-	8.94	29,216.07	1.0000	-	8.94
08/10/2021	TCL RRE OFFER	-1,521.00	-		1.0000	-1,521.00	-
08/10/2021	CBABUYBACK 001268357538	-	10,634.40	38,329.47	1.0000	-	10,634.40
14/10/2021	KKR Credit Incom S00125042104	-	114.05	38,443.52	1.0000	-	114.05
15/10/2021	B ACDC 272 125498646	-24,920.88	-		1.0000	-24,920.88	-
15/10/2021	B ETPMAG 859 125488166	-24,993.13	-		1.0000	-24,993.13	-
15/10/2021	NETX PURCHASES	-50,586.78	-		1.0000	-50,586.78	-
15/10/2021	S QAU 6371 125487787	-	100,002.70	37,945.43	1.0000	-	100,002.70
18/10/2021	Mark Dimech dsf sac to macq	-	35,000.00	72,945.43	1.0000	-	35,000.00
19/10/2021	B QAU 4373 125640050	-69,990.00	-		1.0000	-69,990.00	-
19/10/2021	DIMECH SUPER DSF SAC to MACQCMA	-	40,000.00	42,955.43	1.0000	-	40,000.00
21/10/2021	XARO DST 001268384838	-	191.44		1.0000	-	191.44
21/10/2021	B QAU 1906 125815952	-29,984.32	-	13,162.55	1.0000	-29,984.32	-

Date	Description	Native Value Withdrawal	Native Value Deposit	Native Value Balance	AUD FX Rate Applied	AUD Withdrawal	AUD Deposit
25/10/2021	EAP SEPT QTR FS FEE	-1,495.49	-		1.0000	-1,495.49	-
25/10/2021	LINEAR ADMIN SER E&P Retail 752814	-	1,500.00	13,167.06	1.0000	-	1,500.00
27/10/2021	B GDX 676 126239715	-29,982.32	-		1.0000	-29,982.32	-
27/10/2021	S GMA 8648 126213266	-	19,176.56	2,361.30	1.0000	-	19,176.56
29/10/2021	MACQUARIE CMA INTEREST PAID	-	5.05	2,366.35	1.0000	-	5.05
09/11/2021	TRANSACT FUNDS TFR TO DIMECH SUPER FUND	-1,970.00	-	396.35	1.0000	-1,970.00	-
11/11/2021	KKR Credit Incom S00125042104	-	114.05	510.40	1.0000	-	114.05
12/11/2021	S XARO 966 127434756	-	24,543.38	25,053.78	1.0000	-	24,543.38
15/11/2021	SAME DAY DEPOSIT DIMECH SUPERANNUATION F	-	16,438.84	41,492.62	1.0000	-	16,438.84
19/11/2021	S CPU 950 127857551	-	18,569.50	60,062.12	1.0000	-	18,569.50
23/11/2021	S NAB 582 128153959	-	16,803.62	76,865.74	1.0000	-	16,803.62
26/11/2021	TO XPLORE	-35,000.00	-		1.0000	-35,000.00	-
26/11/2021	S SCG 5880 128507300	-	18,794.00		1.0000	-	18,794.00
26/11/2021	MARK DIMECH DFSC2DSF MACQ	-	40,000.00		1.0000	-	40,000.00
26/11/2021	Mark Dimech DSFC2DFS MACQ	-	40,000.00	140,659.74	1.0000	-	40,000.00
30/11/2021	MACQUARIE CMA INTEREST PAID	-	5.69		1.0000	-	5.69
30/11/2021	B BHP 649 128635238	-24,963.07	-		1.0000	-24,963.07	-
30/11/2021	B CAR 794 128635777	-19,975.22	-		1.0000	-19,975.22	-
30/11/2021	B RMD 562 128643698	-19,984.24	-		1.0000	-19,984.24	-
30/11/2021	B SEMI 2172 128651206	-25,000.00	-	50,742.90	1.0000	-25,000.00	-
13/12/2021	KKR Credit Incom S00125042104	-	114.05		1.0000	-	114.05
13/12/2021	TRANSACT FUNDS TFR TO DIMECH SUPER FUND	-25,000.00	-	25,856.95	1.0000	-25,000.00	-
15/12/2021	NAB FINAL DIV DV222/00747245	-	389.94		1.0000	-	389.94
15/12/2021	S GDX 676 129679488	-	28,789.12	55,036.01	1.0000	-	28,789.12
24/12/2021	LINEAR ADMIN SER E&P Retail 765443	-	9,000.00		1.0000	-	9,000.00
24/12/2021	TO PERSHING	-5,000.00	-	59,036.01	1.0000	-5,000.00	-
29/12/2021	RETURNED TRANSFER PMB023021 DIMECH S	-	5,000.00	64,036.01	1.0000	-	5,000.00
31/12/2021	MACQUARIE CMA INTEREST PAID	-	6.79	64,042.80	1.0000	-	6.79
05/01/2022	TRANSACT FUNDS TFR TO DIMECH SUPER FUND	-25,000.00	-	39,042.80	1.0000	-25,000.00	-

Date	Description	Native Value Withdrawal	Native Value Deposit	Native Value Balance	AUD FX Rate Applied	AUD Withdrawal	AUD Deposit
13/01/2022	B WOW 680 131004447	-24,896.32	-		1.0000	-24,896.32	-
13/01/2022	S BHP 649 131001992	-	29,085.65	43,232.13	1.0000	-	29,085.65
17/01/2022	KKR Credit Incom S00125042104	-	114.05		1.0000	-	114.05
17/01/2022	S FEMX 5842 131129437	-	41,748.30		1.0000	-	41,748.30
17/01/2022	S RMD 562 131128652	-	18,736.03		1.0000	-	18,736.03
17/01/2022	S SEMI 2172 131132242	-	24,541.54	128,372.05	1.0000	-	24,541.54
19/01/2022	MVA DST 001270988791	-	561.60	128,933.65	1.0000	-	561.60
24/01/2022	EAP DEC QTR FS FEE	-2,299.47	-		1.0000	-2,299.47	-
24/01/2022	B STO 1372 131625015	-9,996.44	-	116,637.74	1.0000	-9,996.44	-
27/01/2022	TRANSACT FUNDS TFR TO DIMECH SUPER FUND	-25,000.00	-	91,637.74	1.0000	-25,000.00	-
31/01/2022	MACQUARIE CMA INTEREST PAID	-	10.08	91,647.82	1.0000	-	10.08
04/02/2022	TRANSACT FUNDS TFR TO MDFT NAB CHEQUE AC	-70,216.65	-	21,431.17	1.0000	-70,216.65	-
08/02/2022	MARK DIMECH DSFC to DSFMac	-	35,000.00		1.0000	-	35,000.00
08/02/2022	MARK DIMECH DSFC to MSFMacq	-	35,000.00	91,431.17	1.0000	-	35,000.00
14/02/2022	KKR Credit Incom S00125042104	-	114.05	91,545.22	1.0000	-	114.05
22/02/2022	TCL DISTRIBUTION AUI22/00904662	-	175.05	91,720.27	1.0000	-	175.05
25/02/2022	TRANSACT FUNDS TFR TO DIMECH SUPER FUND	-30,000.00	-	61,720.27	1.0000	-30,000.00	-
28/02/2022	MACQUARIE CMA INTEREST PAID	-	8.94	61,729.21	1.0000	-	8.94
01/03/2022	NAB Transfer DSFC to DSFMAC	-	15,000.00	76,729.21	1.0000	-	15,000.00
04/03/2022	LINEAR ADMIN SER E&P Retail 775042	-	1,200.00	77,929.21	1.0000	-	1,200.00
07/03/2022	SAME DAY DEPOSIT DIMECH SUPERANNUATION F	-	33,682.55	111,611.76	1.0000	-	33,682.55
08/03/2022	TRANSACT TFR TO 968499442 MARK ANGELO EM	-111,516.50	-	95.26	1.0000	-111,516.50	-
11/03/2022	KKR Credit Incom S00126290136	-	114.05	209.31	1.0000	-	114.05
18/03/2022	B XRO 103 135715761	-10,015.06	-		1.0000	-10,015.06	-
18/03/2022	TSF TO NETX	-22,570.26	-		1.0000	-22,570.26	-
18/03/2022	S KKC 11405 135685282	-	24,726.85		1.0000	-	24,726.85
18/03/2022	S TCL 1167 135662551	-	15,137.33	7,488.17	1.0000	-	15,137.33
22/03/2022	LINEAR ADMIN SER E&P Retail 780613	-	27,222.48	34,710.65	1.0000	-	27,222.48
23/03/2022	TSF NETX	-30,749.75	-	3,960.90	1.0000	-30,749.75	-

Date	Description	Native Value Withdrawal	Native Value Deposit	Native Value Balance	AUD FX Rate Applied	AUD Withdrawal	AUD Deposit
24/03/2022	SANTOS DIVIDEND AUF22/00962568	-	162.01	4,122.91	1.0000	-	162.01
28/03/2022	SAME DAY DEPOSIT DIMECH SUPERANNUATION F	-	11,860.04	15,982.95	1.0000	-	11,860.04
29/03/2022	B XRO 114 136346610	-11,800.48	-	4,182.47	1.0000	-11,800.48	-
31/03/2022	MACQUARIE CMA INTEREST PAID	-	2.87	4,185.34	1.0000	-	2.87
06/04/2022	CSL LTD DIVIDEND 22AUD/01038204	-	72.57	4,257.91	1.0000	-	72.57
12/04/2022	S ACDC 272 137286528	-	22,826.00		1.0000	-	22,826.00
12/04/2022	S STO 1372 137285938	-	10,926.89	38,010.80	1.0000	-	10,926.89
13/04/2022	WOW ITM DIV 001275575501	-	265.20		1.0000	-	265.20
13/04/2022	AUSBIL INVESTMENT	-60,000.00	-		1.0000	-60,000.00	-
13/04/2022	SAME DAY DEPOSIT DIMECH SUPERANNUATION F	-	25,615.42	3,891.42	1.0000	-	25,615.42
19/04/2022	CAR DIVIDEND APR22/00815727	-	202.47	4,093.89	1.0000	-	202.47
26/04/2022	EAP MAR QTR FS FEE	-2,235.56	-		1.0000	-2,235.56	-
26/04/2022	MARK DIMECH ENTERPRISES PTY LTD ATF DIME	-	8,000.00	9,858.33	1.0000	-	8,000.00
28/04/2022	EVANSPARTNER EAP FEE REFUND	-	2,551.81	12,410.14	1.0000	-	2,551.81
29/04/2022	MACQUARIE CMA INTEREST PAID	-	0.82	12,410.96	1.0000	-	0.82
05/05/2022	B MP1 1171 138634774	-9,948.79	-	2,462.17	1.0000	-9,948.79	-
12/05/2022	MARK DIMECH DSFC TO DSF MACQ	-	20,000.00	22,462.17	1.0000	-	20,000.00
13/05/2022	MARK DIMECH DSFC TO DSF MACQ	-	20,000.00	42,462.17	1.0000	-	20,000.00
16/05/2022	S WOW 680 139314823	-	25,464.40	67,926.57	1.0000	-	25,464.40
17/05/2022	TO NETX	-8,467.27	-	59,459.30	1.0000	-8,467.27	-
18/05/2022	B MP1 1319 139582256	-9,925.34	-	49,533.96	1.0000	-9,925.34	-
23/05/2022	TO NETX	-170.27	-	49,363.69	1.0000	-170.27	-
27/05/2022	B SHL 272 140322701	-9,963.60	-	39,400.09	1.0000	-9,963.60	-
31/05/2022	MACQUARIE CMA INTEREST PAID	-	4.04	39,404.13	1.0000	-	4.04
30/06/2022	MACQUARIE CMA INTEREST PAID	-	7.88	39,412.01	1.0000	-	7.88
Euro							
EUR - EUR CASH							
23/07/2021	TOTALENERGIES SE SHS ISIN#FR0000120271 UNSOLICITED ORDER	-6,936.36	-		0.6237	-11,121.31	-
23/07/2021	VINCI SA SHS ISIN#FR0000125486 UNSOLICITED ORDER YOUR	-6,911.13	-		0.6237	-11,080.86	-

Date	Description	Native Value Withdrawal	Native Value Deposit	Native Value Balance	AUD FX Rate Applied	AUD Withdrawal	AUD Deposit
23/07/2021	EURO CURRENCY BUY EUR SELL AUD	-	13,847.49	0.00	0.6186	-	22,384.47
29/09/2021	TOTALENERGIES SE SHS ISIN#FR0000120271 UNSOLICITED ORDER	-	7,809.10	7,809.10	0.6231	-	12,533.55
30/09/2021	SELL -7,809.10 EUR CCY @ 1.1607	-7,809.10	-	0.00	0.6238	-12,518.60	-
01/10/2021	196.00 SHARES TOTALENERGIES SE SHS ISIN#FR0000120271 RD 09/22	-	95.08	95.08	0.6267	-	151.71
18/11/2021	79.00 SHARES VINCI SA SHS ISIN#FR0000125486 RD 11/17 PD 11/18/21	-	37.74	132.82	0.6398	-	58.99
01/12/2021	VINCI SA SHS ISIN#FR0000125486 UNSOLICITED ORDER YOUR	-	6,665.00	6,797.82	0.6325	-	10,536.93
20/12/2021	EURO CURRENCY FREE CREDIT INT CHRG 11-20-21 TO 12-19-21 FOR	-2.85	-	6,794.97	0.6306	-4.52	-
29/12/2021	SELL -2,442.00 EUR CCY @ 1.1312	-2,442.00	-	4,352.97	0.6393	-3,819.83	-
03/01/2022	SELL -5.84 EUR CCY @ 1.1267	-5.84	-	4,347.13	0.6435	-9.07	-
20/01/2022	EURO CURRENCY FREE CREDIT INT CHRG 12-20-21 TO 01-19-22 FOR	-3.55	-	4,343.58	0.6388	-5.56	-
04/03/2022	AUSTRALIAN DOLLAR CURRENCY BUY AUD SELL EUR	-4,340.48	-	3.10	0.6618	-6,558.47	-
21/03/2022	EURO CURRENCY FREE CREDIT INT CHRG 02-20-22 TO 03-19-22 FOR	-1.20	-	1.90	0.6716	-1.79	-
25/03/2022	EURO CURRENCY BUY EUR SELL AUD	-	1.20	3.10	0.6704	-	1.79
Hong Kong Dollar							
HKE - HKD CASH							
31/08/2021	TENCENT HLDGS LTD SHS PAR HKD 0.00002 ISIN#KYG875721634	-93,968.42	-	-93,968.42	5.6957	-16,498.00	-
01/09/2021	HONG KONG DOLLAR CURRENCY BUY HKD SELL AUD	-	93,968.42	0.00	5.6500	-	16,631.58
12/11/2021	AUSTRALIAN DOLLAR CURRENCY BUY AUD SELL HKD	-94,579.20	-	-	5.7534	-16,438.84	-
12/11/2021	TENCENT HLDGS LTD SHS PAR HKD 0.00002 ISIN#KYG875721634	-	94,579.20	0.00	5.7088	-	16,567.24
US Dollar							
USD - USD CASH							
23/07/2021	AMAZON COM INC UNSOLICITED ORDER	-7,190.18	-	-	0.7359	-9,770.00	-
23/07/2021	APPLIED MATERIALS INC UNSOLICITED ORDER	-8,143.42	-	-	0.7359	-11,065.26	-
23/07/2021	SELL -21,010.69 AUD CCY @ 0.7298	-	15,333.60	0.00	0.7298	-	21,010.69
26/07/2021	NETFLIX INC COM UNSOLICITED ORDER	-18,413.74	-	-	0.7379	-24,955.43	-
26/07/2021	SELL -46,097.16 AUD CCY @ 0.7322	-	33,752.34	15,338.60	0.7322	-	46,097.16
27/07/2021	ALPHABET INC CL A UNSOLICITED ORDER	-7,866.46	-	-	0.7367	-10,678.11	-
27/07/2021	LOWES COS INC COM UNSOLICITED ORDER	-8,158.63	-	-	0.7367	-11,074.71	-
27/07/2021	MERCK & CO INC NEW COM UNSOLICITED ORDER	-8,180.37	-	-	0.7367	-11,104.22	-

Date	Description	Native Value Withdrawal	Native Value Deposit	Native Value Balance	AUD FX Rate Applied	AUD Withdrawal	AUD Deposit
27/07/2021	SELL -12,126.45 AUD CCY @ 0.7312	-	8,866.86	-0.00	0.7312	-	12,126.45
16/09/2021	61 SHRS APPLIED MATERIALS INC RD 08/26 PD 09/16/21	-	12.44	12.44	0.7294	-	17.05
27/09/2021	ROSS STORES INC (STATE OF INC CHGD FM CALF TO DELAWARE)	-18,084.52	-		0.7296	-24,788.47	-
27/09/2021	MERCK & CO INC NEW COM UNSOLICITED ORDER	-	7,665.75	-10,406.33	0.7296	-	10,507.45
28/09/2021	SELL -14,367.43 AUD CCY @ 0.7243	-	10,406.33	-0.00	0.7243	-	14,367.43
30/09/2021	MICROSOFT CORP COM UNSOLICITED ORDER	-17,713.61	-		0.7240	-24,464.82	-
30/09/2021	SELL -12,055.18 AUD CCY @ 0.7175	-	8,649.59		0.7175	-	12,055.18
30/09/2021	SELL -7,809.10 EUR CCY @ 1.1607	-	9,064.02	-0.00	0.7240	-	12,518.60
07/10/2021	106 SHRS MERCK & CO INC NEW COM RD 09/15 PD 10/07/21	-	58.56	58.56	0.7312	-	80.09
18/10/2021	GLOBAL X FDS GLOBAL X URANIUM ETF UNSOLICITED ORDER	-18,327.51	-		0.7417	-24,710.05	-
18/10/2021	UNITED STS COMMODITY INDEX FDS TR COM UNIT REPSTG U S	-18,937.63	-	-37,206.58	0.7417	-25,532.65	-
19/10/2021	SELL -50,586.78 AUD CCY @ 0.7355	-	37,206.58	0.00	0.7355	-	50,586.78
15/11/2021	Outgoing Non USD Wires ACCT PMB-023021	-20.00	-	-20.00	0.7349	-27.21	-
09/12/2021	61 SHRS MICROSOFT CORP COM RD 11/18 PD 12/09/21	-	32.15	12.15	0.7147	-	44.98
13/12/2021	NETFLIX INC COM UNSOLICITED ORDER	-	22,547.80	22,559.95	0.7147	-	31,547.98
14/12/2021	BUY 31,339.86 AUD CCY @ 0.7201	-22,567.83	-	-7.88	0.7201	-31,339.86	-
15/12/2021	GLOBAL X FDS GLOBAL X URANIUM ETF UNSOLICITED ORDER	-7,231.46	-	-7,239.34	0.7133	-10,138.06	-
16/12/2021	61 SHRS APPLIED MATERIALS INC RD 11/26 PD 12/16/21	-	12.44		0.7182	-	17.32
16/12/2021	SELL -10,221.14 AUD CCY @ 0.7075	-	7,231.46	4.56	0.7075	-	10,221.14
28/12/2021	CROWDSTRIKE HLDGS INC CL A ALLOCATED ORDER YOUR BROKER	-8,976.80	-		0.7243	-12,393.41	-
28/12/2021	SERVICENOW INC COM ALLOCATED ORDER YOUR BROKER ACTED	-9,093.44	-	-18,065.68	0.7243	-12,554.44	-
29/12/2021	SELL -2,442.00 EUR CCY @ 1.1312	-	2,762.39		0.7232	-	3,819.83
29/12/2021	SELL -21,118.72 AUD CCY @ 0.7230	-	15,268.83	-34.46	0.7230	-	21,118.72
31/12/2021	158 SHRS ROSS STORES INC (STATE OF INC CHGD FM CALF TO	-	38.28	3.82	0.7269	-	52.66
03/01/2022	SELL -5.84 EUR CCY @ 1.1267	-	6.58	10.40	0.7251	-	9.07
07/01/2022	939 SHRS GLOBAL X FDS GLOBAL X URANIUM ETF RD 12/31 PD	-	1,044.75	1,055.15	0.7182	-	1,454.73
31/01/2022	GLOBAL X FDS GLOBAL X URANIUM ETF UNSOLICITED ORDER	-	18,842.58	19,897.73	0.7034	-	26,788.07
04/03/2022	BUY 27,124.08 AUD CCY @ 0.7349	-19,933.49	-	-35.76	0.7349	-27,124.08	-
07/03/2022	Outgoing Non USD Wires ACCT PMB-023021	-20.00	-	-55.76	0.7315	-27.34	-

Date	Description	Native Value Withdrawal	Native Value Deposit	Native Value Balance	AUD FX Rate Applied	AUD Withdrawal	AUD Deposit
10/03/2022	61 SHRS MICROSOFT CORP COM RD 02/17 PD 03/10/22	-	32.15	-23.61	0.7361	-	43.68
16/03/2022	61 SHRS APPLIED MATLS INC COM RD 02/23 PD 03/16/22	-	12.44	-11.17	0.7293	-	17.06
21/03/2022	CROWDSTRIKE HLDGS INC CL A UNSOLICITED ORDER	-7,440.50	-		0.7379	-10,082.97	-
21/03/2022	MICROSOFT CORP COM UNSOLICITED ORDER	-9,134.55	-		0.7379	-12,378.66	-
21/03/2022	SELL -22,570.26 AUD CCY @ 0.7324	-	16,530.46	-55.76	0.7324	-	22,570.26
24/03/2022	ADOBE SYS INC COM UNSOLICITED ORDER ALLOCATED ORDER	-14,562.00	-		0.7470	-19,495.27	-
24/03/2022	ALPHABET INC CL A UNSOLICITED ORDER	-8,216.09	-	-22,833.85	0.7470	-10,999.51	-
25/03/2022	SELL -30,747.96 AUD CCY @ 0.7408	-	22,778.09	-55.76	0.7408	-	30,747.96
28/03/2022	Outgoing Non USD Wires ACCT PMB-023021	-20.00	-		0.7493	-26.69	-
28/03/2022	BUY 11,860.04 AUD CCY @ 0.7575	-8,983.98	-		0.7575	-11,860.04	-
28/03/2022	LOWES COS INC COM UNSOLICITED ORDER	-	9,003.98	-55.76	0.7513	-	11,983.96
31/03/2022	158 SHRS ROSS STORES INC COM RD 03/15 PD 03/31/22	-	41.63	-14.13	0.7484	-	55.62
12/04/2022	UNITED STS COMMODITY INDEX FDS TR COM UNIT REPSTG U S	-	19,225.80	19,211.67	0.7459	-	25,776.51
13/04/2022	Outgoing Non USD Wires ACCT PMB-023021	-20.00	-		0.7453	-26.83	-
13/04/2022	BUY 25,615.42 AUD CCY @ 0.7514	-19,247.43	-	-55.76	0.7514	-25,615.42	-
18/05/2022	NIKE INC CL B UNSOLICITED ORDER	-10,444.16	-		0.6969	-14,986.25	-
18/05/2022	AMAZON COM INC COM UNSOLICITED ORDER	-	4,473.89	-6,026.03	0.6969	-	6,419.55
19/05/2022	BUY 8,467.27 AUD CCY @ 0.7051	-5,970.27	-	-11,996.30	0.7051	-8,467.27	-
23/05/2022	SELL -8,637.54 AUD CCY @ 0.6912	-	5,970.27	-6,026.03	0.6912	-	8,637.54
09/06/2022	92 SHRS MICROSOFT CORP COM RD 05/19 PD 06/09/22	-	48.48	-5,977.55	0.7097	-	68.31
30/06/2022	158 SHRS ROSS STORES INC COM RD 06/07 PD 06/30/22	-	41.63	-5,935.92	0.6904	-	60.30

17. Purchases and Sales

For the period 1 July 2021 to 30 June 2022

Security Code	Security Name	Trade Date	Settlement Date	Description	Volume	Price	AUD Gross Value	AUD Brokerage	AUD GST	AUD Net Value
Purchases										
Australian Dollar										
AAP5928AU-Ausbil Investment Management Ltd - Ausbil Global Resources Fund										
AAP5928AU	Ausbil Investment	13/04/2022	13/04/2022	Purchase: 60000@100 ORDERS - Ausbil	60,000.00	1.00	60,000.00	0.00	0.00	60,000.00
AAP5928AU	Ausbil Investment	14/04/2022	14/04/2022	Purchase: 25249.2522@237.6308 Ausbil	25,249.25	2.38	60,000.00	0.00	0.00	60,000.00
Total :							120,000.00	0.00	0.00	120,000.00
ACDC-GbIX Batt Tech Lith - Global X Battery Tech & Lithium ETF										
ACDC	GbIX Batt Tech Lith -	13/10/2021	15/10/2021	Purchase: 272@9154 ETFS Battery Tech &	272.00	91.54	24,898.88	20.00	2.00	24,920.88
Total :							24,898.88	20.00	2.00	24,920.88
BHP-BHP Group Limited										
BHP	BHP Group Limited	26/11/2021	30/11/2021	Purchase: 649@3843 BHP Group Limited	649.00	38.43	24,941.07	20.00	2.00	24,963.07
Total :							24,941.07	20.00	2.00	24,963.07
CAR-Carsales.Com Ltd.										
CAR	Carsales.Com Ltd.	26/11/2021	30/11/2021	Purchase: 794@2513 Carsales.Com Limited	794.00	25.13	19,953.22	20.00	2.00	19,975.22
Total :							19,953.22	20.00	2.00	19,975.22
CBA-Commonwealth Bank.										
CBA	Commonwealth Bank.	13/08/2021	17/08/2021	Purchase: 120@10484 Commonwealth Bank	120.00	104.84	12,580.80	20.00	2.00	12,602.80
Total :							12,580.80	20.00	2.00	12,602.80
CBA-BYB-Commonwealth Bank (CBA) - BUY BACK										
CBA-BYB	Commonwealth Bank	08/10/2021	08/10/2021	Off Market Buy-Back @ 88.62 (66.96 FF	120.00	29.22	3,506.40	0.00	0.00	3,506.40
Total :							3,506.40	0.00	0.00	3,506.40
CPU-Computershare Ltd										
CPU	Computershare Ltd	21/07/2021	23/07/2021	Purchase: 950@1575 Computershare Limited	950.00	15.75	14,962.50	20.00	2.00	14,984.50
Total :							14,962.50	20.00	2.00	14,984.50

Security Code	Security Name	Trade Date	Settlement Date	Description	Volume	Price	AUD Gross Value	AUD Brokerage	AUD GST	AUD Net Value
CSL-CSL Limited										
CSL	CSL Limited	23/07/2021	27/07/2021	Purchase: 51@29361 CSL Limited (CSL)	51.00	293.61	14,974.11	20.00	2.00	14,996.11
Total :							14,974.11	20.00	2.00	14,996.11
ETL0062AU-Equity Trustees Ltd - SGH ICE Fund										
ETL0062AU	Equity Trustees Ltd - SGH	30/07/2021	30/07/2021	Purchase ETL0062AU Equity Trustees Ltd -	15,868.61	2.52	40,000.00	25.00	2.50	40,027.50
ETL0062AU	Equity Trustees Ltd - SGH	30/07/2021	30/07/2021	Application Estimate ETL0062AU Equity	40,000.00	1.00	40,000.00	25.00	2.50	40,027.50
Total :							80,000.00	50.00	5.00	80,055.00
ETPMAG-Gblx Metals - Global X Physical Silver A										
ETPMAG	Gblx Metals - Global X	13/10/2021	15/10/2021	Purchase: 859@2907 ETFS Physical Silver A	859.00	29.07	24,971.13	20.00	2.00	24,993.13
Total :							24,971.13	20.00	2.00	24,993.13
FEMX-Fidelity Gem - Fidelity Global Em Fund (Managed Fund)										
FEMX	Fidelity Gem - Fidelity	21/07/2021	23/07/2021	Purchase: 2874@697 Fidelity Global Emerging	2,874.00	6.97	20,031.78	20.00	2.00	20,053.78
FEMX	Fidelity Gem - Fidelity	28/07/2021	30/07/2021	Purchase: 2968@673 Fidelity Global Emerging	2,968.00	6.73	19,974.64	20.00	2.00	19,996.64
Total :							40,006.42	40.00	4.00	40,050.42
GDX-VanEck Gold Miners - VanEck Gold Miners ETF										
GDX	VanEck Gold Miners -	25/10/2021	27/10/2021	Purchase: 676@4432 VanEck Gold Miners	676.00	44.32	29,960.32	20.00	2.00	29,982.32
Total :							29,960.32	20.00	2.00	29,982.32
HLI-Helia Group Limited										
HLI	Helia Group Limited	05/08/2021	09/08/2021	Purchase: 8648@231 Genworth Mortgage	8,648.00	2.31	19,976.88	20.00	2.00	19,998.88
Total :							19,976.88	20.00	2.00	19,998.88
HOW2967AU-Fidante Partners Ltd - Eiger Australian Small Companies Fund										
HOW2967AU	Fidante Partners Ltd -	30/11/2021	30/11/2021	Purchase HOW2967AU Fidante Partners Ltd -	14,089.27	1.77	25,000.00	25.00	2.50	25,027.50
HOW2967AU	Fidante Partners Ltd -	30/11/2021	30/11/2021	Application Estimate HOW2967AU Fidante	25,000.00	1.00	25,000.00	25.00	2.50	25,027.50
Total :							50,000.00	50.00	5.00	50,055.00
KKC-Kkr Credit Inc Fund - Ordinary Units Fully Paid										
KKC	Kkr Credit Inc Fund -	07/09/2021	09/09/2021	Purchase: 11405@219 KKR Credit Income	11,405.00	2.19	24,976.95	20.00	2.00	24,998.95
Total :							24,976.95	20.00	2.00	24,998.95

Security Code	Security Name	Trade Date	Settlement Date	Description	Volume	Price	AUD Gross Value	AUD Brokerage	AUD GST	AUD Net Value
MP1-Megaport Limited										
MP1	Megaport Limited	03/05/2022	05/05/2022	Purchase: 1171@847.719 Megaport Limited	1,171.00	8.48	9,926.79	20.00	2.00	9,948.79
MP1	Megaport Limited	16/05/2022	18/05/2022	Purchase: 1319@750.8218 Megaport Limited	1,319.00	7.51	9,903.34	20.00	2.00	9,925.34
Total :							19,830.13	40.00	4.00	19,874.13
MVA-VanEck Property - VanEck Australian Property ETF										
MVA	VanEck Property - VanEck	21/07/2021	23/07/2021	Purchase: 1080@2310 Vaneck Vectors	1,080.00	23.10	24,948.00	20.00	2.00	24,970.00
Total :							24,948.00	20.00	2.00	24,970.00
NAB-National Aust. Bank										
NAB	National Aust. Bank	21/07/2021	23/07/2021	Purchase: 582@2570 National Australia Bank	582.00	25.70	14,957.40	20.00	2.00	14,979.40
Total :							14,957.40	20.00	2.00	14,979.40
NBI-NB Global Corporate Income Trust - Ordinary Units Fully Paid										
NBI	NB Global Corporate	07/09/2021	09/09/2021	Purchase: 13077@191 NB Global Corporate	13,077.00	1.91	24,977.07	20.00	2.00	24,999.07
Total :							24,977.07	20.00	2.00	24,999.07
PIM0941AU-Fairlight Asset Management Pty Ltd - Fairlight Global Small & Mid Cap Hedged Class H										
PIM0941AU	Fairlight Asset	30/07/2021	30/07/2021	Application Estimate PIM0941AU Fairlight	30,000.00	1.00	30,000.00	25.00	2.50	30,027.50
PIM0941AU	Fairlight Asset	30/07/2021	30/07/2021	Purchase PIM0941AU Fairlight Asset	21,030.49	1.43	30,000.00	25.00	2.50	30,027.50
Total :							60,000.00	50.00	5.00	60,055.00
PMGOLD-Gold - Perth Mint Gold A										
PMGOLD	Gold - Perth Mint Gold A	18/08/2021	20/08/2021	Purchase: 4745@2465 Gold (PMGOLD)	4,745.00	24.65	116,964.25	20.00	2.00	116,986.25
PMGOLD	Gold - Perth Mint Gold A	07/09/2021	09/09/2021	Purchase: 814@2454 Gold (PMGOLD)	814.00	24.54	19,975.56	20.00	2.00	19,997.56
Total :							136,939.81	40.00	4.00	136,983.81
QAU-Betashares Gold Etf - BetaShares Gold Bullion ETF - Currency Hedged										
QAU	Betashares Gold Etf -	18/08/2021	20/08/2021	Purchase: 7315@1599 Betashares Gold	7,315.00	15.99	116,966.85	20.00	2.00	116,988.85
QAU	Betashares Gold Etf -	07/09/2021	09/09/2021	Purchase: 1225@1630 Betashares Gold	1,225.00	16.30	19,967.50	20.00	2.00	19,989.50
QAU	Betashares Gold Etf -	15/10/2021	19/10/2021	Purchase: 4373@1600 Betashares Gold	4,373.00	16.00	69,968.00	20.00	2.00	69,990.00
QAU	Betashares Gold Etf -	19/10/2021	21/10/2021	Purchase: 1906@1572 Betashares Gold	1,906.00	15.72	29,962.32	20.00	2.00	29,984.32
Total :							236,864.67	80.00	8.00	236,952.67

Security Code	Security Name	Trade Date	Settlement Date	Description	Volume	Price	AUD Gross Value	AUD Brokerage	AUD GST	AUD Net Value
QHAL-VanEck Qual Hedged - VanEck MSCI International Quality (Hedged) ETF										
QHAL	VanEck Qual Hedged -	21/07/2021	23/07/2021	Purchase: 505@3957 VanEck Vectors MSCI	505.00	39.57	19,982.85	20.00	2.00	20,004.85
Total :							19,982.85	20.00	2.00	20,004.85
RMD-ResMed Inc. - Cdi 10:1 Foreign Exempt Nyse										
RMD	ResMed Inc. - Cdi 10:1	26/11/2021	30/11/2021	Purchase: 562@3552 ResMed Inc. (RMD)	562.00	35.52	19,962.24	20.00	2.00	19,984.24
Total :							19,962.24	20.00	2.00	19,984.24
SCG-Scentre Grp - Fully Paid Ordinary/Units Stapled Securities										
SCG	Scentre Grp - Fully Paid	21/07/2021	23/07/2021	Purchase: 5880@256 Scentre Group (SCG)	5,880.00	2.56	15,052.80	20.00	2.00	15,074.80
Total :							15,052.80	20.00	2.00	15,074.80
SEMI-GbIX Semiconductor - Global X Semiconductor ETF										
SEMI	GbIX Semiconductor -	26/11/2021	30/11/2021	Purchase: 2172@1150 ETFS Semiconductor	2,172.00	11.50	24,978.00	20.00	2.00	25,000.00
Total :							24,978.00	20.00	2.00	25,000.00
SHL-Sonic Healthcare										
SHL	Sonic Healthcare	25/05/2022	27/05/2022	Purchase: 272@3655 Sonic Healthcare	272.00	36.55	9,941.60	20.00	2.00	9,963.60
Total :							9,941.60	20.00	2.00	9,963.60
SSB4647AU-ClearBridge Investments Limited - RARE Infrastructure Income Fund Class B Units										
SSB4647AU	ClearBridge Investments	30/07/2021	30/07/2021	Application Estimate SSB4647AU ClearBridge	25,000.00	1.00	25,000.00	25.00	2.50	25,027.50
SSB4647AU	ClearBridge Investments	30/07/2021	30/07/2021	Purchase SSB4647AU ClearBridge	23,518.34	1.06	25,000.00	25.00	2.50	25,027.50
Total :							50,000.00	50.00	5.00	50,055.00
STO-Santos Ltd										
STO	Santos Ltd	20/01/2022	24/01/2022	Purchase: 1372@727 Santos Limited (STO)	1,372.00	7.27	9,974.44	20.00	2.00	9,996.44
Total :							9,974.44	20.00	2.00	9,996.44
TCL-Transurban Group - Fully Paid Ordinary/Units Stapled Securities										
TCL	Transurban Group - Fully	23/07/2021	27/07/2021	Purchase: 1050@1426 Transurban Group	1,050.00	14.26	14,973.00	20.00	2.00	14,995.00
TCL	Transurban Group - Fully	18/10/2021	18/10/2021	TCLR - Allotment of shares	117.00	13.00	1,521.00	0.00	0.00	1,521.00
Total :							16,494.00	20.00	2.00	16,516.00
TCLR-Transurban Group - Rights-Appsclose 08Oct2021 Us Prohibited										

Security Code	Security Name	Trade Date	Settlement Date	Description	Volume	Price	AUD Gross Value	AUD Brokerage	AUD GST	AUD Net Value
TCLR	Transurban Group -	23/09/2021	23/09/2021	1:9 Renounceable Rights Issue @ 13.00 AUD	117.00	0.00	0.00	0.00	0.00	0.00
Total :							0.00	0.00	0.00	0.00
TCL-RRE3-Transurban Group Limited – 1:9 Renounceable Entitlement Offer										
TCL-RRE3	Transurban Group Limited	07/10/2021	07/10/2021	TCL RRE ACCEPTANCE	117.00	13.00	1,521.00	0.00	0.00	1,521.00
Total :							1,521.00	0.00	0.00	1,521.00
WOW-Woolworths Group Ltd										
WOW	Woolworths Group Ltd	11/01/2022	13/01/2022	Purchase: 680@3657.9882 Woolworths Group	680.00	36.58	24,874.32	20.00	2.00	24,896.32
Total :							24,874.32	20.00	2.00	24,896.32
XARO-ActiveXArdeaRealBnd - Active X Ardea RI Outcome Bnd Fund (Managed Fund)										
XARO	ActiveXArdeaRealBnd -	07/09/2021	09/09/2021	Purchase: 966@2585 ActiveX Ardea Real	966.00	25.85	24,971.10	20.00	2.00	24,993.10
Total :							24,971.10	20.00	2.00	24,993.10
XRO-Xero Ltd										
XRO	Xero Ltd	16/03/2022	18/03/2022	Purchase: 103@9702 Xero Limited (XRO)	103.00	97.02	9,993.06	20.00	2.00	10,015.06
XRO	Xero Ltd	25/03/2022	29/03/2022	Purchase: 114@10332 Xero Limited (XRO)	114.00	103.32	11,778.48	20.00	2.00	11,800.48
Total :							21,771.54	40.00	4.00	21,815.54
Currency Total :							1,263,749.65	880.00	88.00	1,264,717.65
Euro										
DG-VINCI - VINCI										
DG	VINCI - VINCI	21/07/2021	23/07/2021	VINCI SA SHS ISIN#FR0000125486	79.00	86.79	10,993.12	54.77	0.00	11,080.85
Total :							10,993.12	54.77	0.00	11,080.85
TTE-TotalEnergies SE - TotalEnergies SE										
TTE	TotalEnergies SE -	21/07/2021	23/07/2021	TOTALENERGIES SE SHS	196.00	35.11	11,033.45	54.77	0.00	11,121.31
Total :							11,033.45	54.77	0.00	11,121.31
Currency Total :							22,026.57	109.54	0.00	22,202.16
Hong Kong Dollar										
0700-TENCENT - TENCENT										
0700	TENCENT - TENCENT	27/08/2021	31/08/2021	TENCENT HLDGS LTD SHS PAR HKD	200.00	469.00	16,468.43	6.85	0.00	16,498.00

Security Code	Security Name	Trade Date	Settlement Date	Description	Volume	Price	AUD Gross Value	AUD Brokerage	AUD GST	AUD Net Value
Total :							16,468.43	6.85	0.00	16,498.00
Currency Total :							16,468.43	6.85	0.00	16,498.00
US Dollar										
ADBE-Adobe Inc. - Common Stock - Adobe Inc. - Common Stock										
ADBE	Adobe Inc. - Common	22/03/2022	24/03/2022	ADOBE SYS INC COM UNSOLICITED	32.00	453.50	19,428.33	66.94	0.00	19,495.27
Total :							19,428.33	66.94	0.00	19,495.27
AMAT-Applied Materials, Inc. - Common Stock - Applied Materials, Inc. - Common Stock										
AMAT	Applied Materials, Inc. -	21/07/2021	23/07/2021	APPLIED MATERIALS INC UNSOLICITED	61.00	132.84	11,010.66	54.60	0.00	11,065.26
Total :							11,010.66	54.60	0.00	11,065.26
AMZN-Amazon.com, Inc. - Common Stock - Amazon.com, Inc. - Common Stock										
AMZN	Amazon.com, Inc. -	21/07/2021	23/07/2021	AMAZON COM INC UNSOLICITED ORDER	2.00	3,575.00	9,715.40	54.60	0.00	9,770.00
Total :							9,715.40	54.60	0.00	9,770.00
CPER-United States Copper Index Fund ETV - United States Copper Index Fund ETV										
CPER	United States Copper	14/10/2021	18/10/2021	UNITED STS COMMODITY INDEX FDS TR	670.00	28.21	25,482.85	49.79	0.00	25,532.64
Total :							25,482.85	49.79	0.00	25,532.64
CRWD-CrowdStrike Holdings, Inc. - Class A Common Stock - CrowdStrike Holdings, Inc. - Class A Common Stock										
CRWD	CrowdStrike Holdings, Inc.	23/12/2021	28/12/2021	CROWDSTRIKE HLDGS INC CL A	43.00	207.60	12,324.38	69.03	0.00	12,393.41
CRWD	CrowdStrike Holdings, Inc.	17/03/2022	21/03/2022	CROWDSTRIKE HLDGS INC CL A	39.00	189.50	10,015.22	67.76	0.00	10,082.98
Total :							22,339.59	136.79	0.00	22,476.38
GOOGL-Alphabet Inc. - Class A Common Stock - Alphabet Inc. - Class A Common Stock										
GOOGL	Alphabet Inc. - Class A	23/07/2021	27/07/2021	ALPHABET INC CL A UNSOLICITED ORDER	3.00	2,608.61	10,622.96	55.15	0.00	10,678.11
GOOGL	Alphabet Inc. - Class A	22/03/2022	24/03/2022	ALPHABET INC CL A UNSOLICITED ORDER	3.00	2,722.03	10,932.57	66.94	0.00	10,999.51
Total :							21,555.54	122.09	0.00	21,677.63
LOW-Lowe's Companies, Inc. Common Stock - Lowe's Companies, Inc. Common Stock										
LOW	Lowe's Companies, Inc.	23/07/2021	27/07/2021	LOWES COS INC COM UNSOLICITED	41.00	198.00	11,019.56	55.15	0.00	11,074.71
Total :							11,019.56	55.15	0.00	11,074.71
MRK-Merck & Company, Inc. Common Stock (new) - Merck & Company, Inc. Common Stock (new)										

Security Code	Security Name	Trade Date	Settlement Date	Description	Volume	Price	AUD Gross Value	AUD Brokerage	AUD GST	AUD Net Value
MRK	Merck & Company, Inc.	23/07/2021	27/07/2021	MERCK & CO INC NEW COM UNSOLICITED	106.00	76.79	11,049.07	55.15	0.00	11,104.22
Total :							11,049.07	55.15	0.00	11,104.22
MSFT-Microsoft Corporation - Common Stock - Microsoft Corporation - Common Stock										
MSFT	Microsoft Corporation -	28/09/2021	30/09/2021	MICROSOFT CORP COM UNSOLICITED	61.00	289.79	24,414.52	50.30	0.00	24,464.82
MSFT	Microsoft Corporation -	17/03/2022	21/03/2022	MICROSOFT CORP COM UNSOLICITED	31.00	293.05	12,310.91	67.76	0.00	12,378.67
Total :							36,725.43	118.06	0.00	36,843.49
NFLX-Netflix, Inc. - Common Stock - Netflix, Inc. - Common Stock										
NFLX	Netflix, Inc. - Common	22/07/2021	26/07/2021	NETFLIX INC COM UNSOLICITED ORDER	36.00	510.37	24,900.65	54.78	0.00	24,955.43
Total :							24,900.65	54.78	0.00	24,955.43
NKE-Nike, Inc. Common Stock - Nike, Inc. Common Stock										
NKE	Nike, Inc. Common Stock	16/05/2022	18/05/2022	NIKE INC CL B UNSOLICITED ORDER	92.00	112.98	14,914.50	71.74	0.00	14,986.24
Total :							14,914.50	71.74	0.00	14,986.24
NOW-ServiceNow, Inc. Common Stock - ServiceNow, Inc. Common Stock										
NOW	ServiceNow, Inc. Common	23/12/2021	28/12/2021	SERVICENOW INC COM ALLOCATED	14.00	645.96	12,485.41	69.03	0.00	12,554.44
Total :							12,485.41	69.03	0.00	12,554.44
ROST-Ross Stores, Inc. - Common Stock - Ross Stores, Inc. - Common Stock										
ROST	Ross Stores, Inc. -	23/09/2021	27/09/2021	ROSS STORES INC (STATE OF INC CHGD	158.00	114.23	24,738.87	49.59	0.00	24,788.46
Total :							24,738.87	49.59	0.00	24,788.46
URA-Global X Uranium ETF - Global X Uranium ETF										
URA	Global X Uranium ETF -	14/10/2021	18/10/2021	GLOBAL X FDS GLOBAL X URANIUM ETF	642.00	28.49	24,660.26	49.79	0.00	24,710.05
URA	Global X Uranium ETF -	13/12/2021	15/12/2021	GLOBAL X FDS GLOBAL X URANIUM ETF	297.00	24.18	10,067.96	70.10	0.00	10,138.06
Total :							34,728.22	119.89	0.00	34,848.11
Currency Total :							280,094.10	1,078.20	0.00	281,172.30
Purchases Total:							1,582,338.74	2,074.58	88.00	1,584,590.10
Sales										
Australian Dollar										
AAP5928AU-Ausbil Investment Management Ltd - Ausbil Global Resources Fund										

Security Code	Security Name	Trade Date	Settlement Date	Description	Volume	Price	AUD Gross Value	AUD Brokerage	AUD GST	AUD Net Value
AAP5928AU	Ausbil Investment	14/04/2022	14/04/2022	Sale: 60000@100 ORDERS - Ausbil	-60,000.00	1.00	-60,000.00	0.00	0.00	-60,000.00
Total :							-60,000.00	0.00	0.00	-60,000.00
ACDC-GbIX Batt Tech Lith - Global X Battery Tech & Lithium ETF										
ACDC	GbIX Batt Tech Lith -	08/04/2022	12/04/2022	Sale: 272@8400 ETFS Battery Tech & Lithium	-272.00	84.00	-22,848.00	20.00	2.00	-22,826.00
Total :							-22,848.00	20.00	2.00	-22,826.00
BHP-BHP Group Limited										
BHP	BHP Group Limited	11/01/2022	13/01/2022	Sale: 649@4485 BHP Group Limited (BHP)	-649.00	44.85	-29,107.65	20.00	2.00	-29,085.65
Total :							-29,107.65	20.00	2.00	-29,085.65
CBA-Commonwealth Bank.										
CBA	Commonwealth Bank.	08/10/2021	08/10/2021	Off Market Buy-Back @ 88.62 (66.96 FF)	-120.00	29.22	-3,506.40	0.00	0.00	-3,506.40
Total :							-3,506.40	0.00	0.00	-3,506.40
CBA-BYB-Commonwealth Bank (CBA) - BUY BACK										
CBA-BYB	Commonwealth Bank	08/10/2021	08/10/2021	Off Market Buy-Back @ 88.62 (66.96 FF)	-120.00	21.66	-2,599.20	0.00	0.00	-2,599.20
Total :							-2,599.20	0.00	0.00	-2,599.20
CPU-Computershare Ltd										
CPU	Computershare Ltd	17/11/2021	19/11/2021	Sale: 950@1957 Computershare Limited	-950.00	19.57	-18,591.50	20.00	2.00	-18,569.50
Total :							-18,591.50	20.00	2.00	-18,569.50
ETL0062AU-Equity Trustees Ltd - SGH ICE Fund										
ETL0062AU	Equity Trustees Ltd - SGH	30/07/2021	30/07/2021	Application Confirmed ETL0062AU Equity	-40,000.00	1.00	-40,000.00	-25.00	-2.50	-40,027.50
Total :							-40,000.00	-25.00	-2.50	-40,027.50
FEMX-Fidelity Gem - Fidelity Global Em Fund (Managed Fund)										
FEMX	Fidelity Gem - Fidelity	13/01/2022	17/01/2022	Sale: 5842@715 Fidelity Global Emerging	-5,842.00	7.15	-41,770.30	20.00	2.00	-41,748.30
Total :							-41,770.30	20.00	2.00	-41,748.30
GDX-VanEck Gold Miners - VanEck Gold Miners ETF										
GDX	VanEck Gold Miners -	13/12/2021	15/12/2021	Sale: 676@4262 VanEck Gold Miners ETF	-676.00	42.62	-28,811.12	20.00	2.00	-28,789.12
Total :							-28,811.12	20.00	2.00	-28,789.12
HLI-Helia Group Limited										

Security Code	Security Name	Trade Date	Settlement Date	Description	Volume	Price	AUD Gross Value	AUD Brokerage	AUD GST	AUD Net Value
HLI	Helia Group Limited	25/10/2021	27/10/2021	Sale: 8648@222 Genworth Mortgage	-8,648.00	2.22	-19,198.56	20.00	2.00	-19,176.56
				Total :			-19,198.56	20.00	2.00	-19,176.56
HOW2967AU-Fidante Partners Ltd - Eiger Australian Small Companies Fund										
HOW2967AU	Fidante Partners Ltd -	30/11/2021	30/11/2021	Application Confirmed HOW2967AU Fidante	-25,000.00	1.00	-25,000.00	-25.00	-2.50	-25,027.50
				Total :			-25,000.00	-25.00	-2.50	-25,027.50
KKC-Kkr Credit Inc Fund - Ordinary Units Fully Paid										
KKC	Kkr Credit Inc Fund -	16/03/2022	18/03/2022	Sale: 11405@217 KKR Credit Income Fund	-11,405.00	2.17	-24,748.85	20.00	2.00	-24,726.85
				Total :			-24,748.85	20.00	2.00	-24,726.85
NAB-National Aust. Bank										
NAB	National Aust. Bank	19/11/2021	23/11/2021	Sale: 582@2891 National Australia Bank	-582.00	28.91	-16,825.62	20.00	2.00	-16,803.62
				Total :			-16,825.62	20.00	2.00	-16,803.62
NBI-NB Global Corporate Income Trust - Ordinary Units Fully Paid										
NBI	NB Global Corporate	23/09/2021	27/09/2021	Sale: 13077@188.5 NB Global Corporate	-13,077.00	1.89	-24,650.15	20.00	2.00	-24,628.15
				Total :			-24,650.15	20.00	2.00	-24,628.15
PIM0941AU-Fairlight Asset Management Pty Ltd - Fairlight Global Small & Mid Cap Hedged Class H										
PIM0941AU	Fairlight Asset	30/07/2021	30/07/2021	Application Confirmed PIM0941AU Fairlight	-30,000.00	1.00	-30,000.00	-25.00	-2.50	-30,027.50
				Total :			-30,000.00	-25.00	-2.50	-30,027.50
QAU-Betashares Gold Etf - BetaShares Gold Bullion ETF - Currency Hedged										
QAU	Betashares Gold Etf -	13/10/2021	15/10/2021	Sale: 6371@1570 Betashares Gold Bullion Etf	-6,371.00	15.70	-100,024.70	20.00	2.00	-100,002.70
				Total :			-100,024.70	20.00	2.00	-100,002.70
RMD-ResMed Inc. - Cdi 10:1 Foreign Exempt Nyse										
RMD	ResMed Inc. - Cdi 10:1	13/01/2022	17/01/2022	Sale: 562@3337.7278 ResMed Inc. (RMD)	-562.00	33.38	-18,758.03	20.00	2.00	-18,736.03
				Total :			-18,758.03	20.00	2.00	-18,736.03
SCG-Scentre Grp - Fully Paid Ordinary/Units Stapled Securities										
SCG	Scentre Grp - Fully Paid	24/11/2021	26/11/2021	Sale: 5880@320 Scentre Group (SCG)	-5,880.00	3.20	-18,816.00	20.00	2.00	-18,794.00
				Total :			-18,816.00	20.00	2.00	-18,794.00
SEMI-GbIX Semiconductor - Global X Semiconductor ETF										

Security Code	Security Name	Trade Date	Settlement Date	Description	Volume	Price	AUD Gross Value	AUD Brokerage	AUD GST	AUD Net Value
SEMI	GbIX Semiconductor -	13/01/2022	17/01/2022	Sale: 2172@1130.918 ETFS Semiconductor	-2,172.00	11.31	-24,563.54	20.00	2.00	-24,541.54
				Total :			-24,563.54	20.00	2.00	-24,541.54
SSB4647AU-ClearBridge Investments Limited - RARE Infrastructure Income Fund Class B Units										
SSB4647AU	ClearBridge Investments	30/07/2021	30/07/2021	Application Confirmed SSB4647AU	-25,000.00	1.00	-25,000.00	-25.00	-2.50	-25,027.50
SSB4647AU	ClearBridge Investments	17/03/2022	22/03/2022	Sell SSB4647AU ClearBridge Investments	-23,518.34	1.17	-27,627.00	25.00	2.50	-27,599.50
				Total :			-52,627.00	0.00	0.00	-52,627.00
STO-Santos Ltd										
STO	Santos Ltd	08/04/2022	12/04/2022	Sale: 1372@798.0241 Santos Limited (STO)	-1,372.00	7.98	-10,948.89	20.00	2.00	-10,926.89
				Total :			-10,948.89	20.00	2.00	-10,926.89
TCL-Transurban Group - Fully Paid Ordinary/Units Stapled Securities										
TCL	Transurban Group - Fully	16/03/2022	18/03/2022	Sale: 1167@1299 Transurban Group (TCL)	-1,167.00	12.99	-15,159.33	20.00	2.00	-15,137.33
				Total :			-15,159.33	20.00	2.00	-15,137.33
TCLR-Transurban Group - Rights-Appsclose 08Oct2021 Us Prohibited										
TCLR	Transurban Group -	07/10/2021	07/10/2021	TCL RRE ACCEPTANCE	-117.00	0.00	0.00	0.00	0.00	0.00
				Total :			0.00	0.00	0.00	0.00
TCL-RRE3-Transurban Group Limited – 1:9 Renounceable Entitlement Offer										
TCL-RRE3	Transurban Group Limited	18/10/2021	18/10/2021	TCLR - Allotment of shares	-117.00	13.00	-1,521.00	0.00	0.00	-1,521.00
				Total :			-1,521.00	0.00	0.00	-1,521.00
WOW-Woolworths Group Ltd										
WOW	Woolworths Group Ltd	12/05/2022	16/05/2022	Sale: 680@3748 Woolworths Group Limited	-680.00	37.48	-25,486.40	20.00	2.00	-25,464.40
				Total :			-25,486.40	20.00	2.00	-25,464.40
XARO-ActiveXArdeaRealBnd - Active X Ardea RI Outcome Bnd Fund (Managed Fund)										
XARO	ActiveXArdeaRealBnd -	10/11/2021	12/11/2021	Sale: 966@2543 ActiveX Ardea Real Outcome	-966.00	25.43	-24,565.38	20.00	2.00	-24,543.38
				Total :			-24,565.38	20.00	2.00	-24,543.38
Currency Total :							-680,127.62	265.00	26.50	-679,836.12
Euro										
DG-VINCI - VINCI										

Security Code	Security Name	Trade Date	Settlement Date	Description	Volume	Price	AUD Gross Value	AUD Brokerage	AUD GST	AUD Net Value
DG	VINCI - VINCI	29/11/2021	01/12/2021	VINCI SA SHS ISIN#FR0000125486	-79.00	85.00	-10,615.98	79.05	0.00	-10,536.93
Total :							-10,615.98	79.05	0.00	-10,536.93
TTE-TotalEnergies SE - TotalEnergies SE										
TTE	TotalEnergies SE -	27/09/2021	29/09/2021	TOTALENERGIES SE SHS	-196.00	40.00	-12,583.14	49.59	0.00	-12,533.55
Total :							-12,583.14	49.59	0.00	-12,533.55
Currency Total :							-23,199.12	128.64	0.00	-23,070.48
Hong Kong Dollar										
0700-TENCENT - TENCENT										
0700	TENCENT - TENCENT	10/11/2021	12/11/2021	TENCENT HLDGS LTD SHS PAR HKD	-200.00	473.80	-16,598.91	8.76	0.00	-16,567.24
Total :							-16,598.91	8.76	0.00	-16,567.24
Currency Total :							-16,598.91	8.76	0.00	-16,567.24
US Dollar										
AMZN-Amazon.com, Inc. - Common Stock - Amazon.com, Inc. - Common Stock										
AMZN	Amazon.com, Inc. -	16/05/2022	18/05/2022	AMAZON COM INC COM UNSOLICITED	-2.00	2,262.00	-6,491.45	71.74	0.00	-6,419.55
Total :							-6,491.45	71.74	0.00	-6,419.55
CPER-United States Copper Index Fund ETV - United States Copper Index Fund ETV										
CPER	United States Copper	08/04/2022	12/04/2022	UNITED STS COMMODITY INDEX FDS TR	-670.00	28.77	-25,843.68	67.04	0.00	-25,776.51
Total :							-25,843.68	67.04	0.00	-25,776.51
LOW-Lowe's Companies, Inc. Common Stock - Lowe's Companies, Inc. Common Stock										
LOW	Lowe's Companies, Inc.	24/03/2022	28/03/2022	LOWES COS INC COM UNSOLICITED	-41.00	220.83	-12,050.57	66.55	0.00	-11,983.96
Total :							-12,050.57	66.55	0.00	-11,983.96
MRK-Merck & Company, Inc. Common Stock (new) - Merck & Company, Inc. Common Stock (new)										
MRK	Merck & Company, Inc.	23/09/2021	27/09/2021	MERCK & CO INC NEW COM UNSOLICITED	-106.00	72.66	-10,557.08	49.58	0.00	-10,507.45
Total :							-10,557.08	49.58	0.00	-10,507.45
NFLX-Netflix, Inc. - Common Stock - Netflix, Inc. - Common Stock										
NFLX	Netflix, Inc. - Common	09/12/2021	13/12/2021	NETFLIX INC COM UNSOLICITED ORDER	-36.00	627.72	-31,618.11	69.96	0.00	-31,547.98
Total :							-31,618.11	69.96	0.00	-31,547.98

Security Code	Security Name	Trade Date	Settlement Date	Description	Volume	Price	AUD Gross Value	AUD Brokerage	AUD GST	AUD Net Value
URA-Global X Uranium ETF - Global X Uranium ETF										
URA	Global X Uranium ETF -	27/01/2022	31/01/2022	GLOBAL X FDS GLOBAL X URANIUM ETF	-939.00	20.12	-26,859.30	71.08	0.00	-26,788.07
				Total :			-26,859.30	71.08	0.00	-26,788.07
Currency Total :							-113,420.19	395.95	0.00	-113,023.52
Sales Total:							-833,345.84	798.35	26.50	-832,497.36
Grand Total:							748,992.91	2,872.93	114.50	752,092.75

18. Capital Transactions

For the period 1 July 2021 to 30 June 2022.

Date	Security	Description	Tax Date	Volume	Total Cost	Market Value
Cash Assets						
Transfer In						
20/07/2021	MBLCCMH	nabtrade DSF	20/07/2021	100,000.00	100,000.00	100,000.00
21/07/2021	MBLCCMH	nabtrade DSF	21/07/2021	100,000.00	100,000.00	100,000.00
22/07/2021	MBLCCMH	DSF nabtrade	22/07/2021	100,000.00	100,000.00	100,000.00
23/07/2021	MBLCCMH	Mark DSF	23/07/2021	100,000.00	100,000.00	100,000.00
27/07/2021	MBLCCMH	Mark Dimic Nabtrade to Macq	27/07/2021	30,000.00	30,000.00	30,000.00
10/08/2021	MBLCCMH	Mark nabtrade to MQG	10/08/2021	100,000.00	100,000.00	100,000.00
18/08/2021	MBLCCMH	Mark Dimech DSF NTCA to MCQ	18/08/2021	100,000.00	100,000.00	100,000.00
30/08/2021	MBLCCMH	Mark NAB to MQG DSF	30/08/2021	100,000.00	100,000.00	100,000.00
07/09/2021	MBLCCMH	Mark Dimech Nabtrade to Macq	7/09/2021	56,451.28	56,451.28	56,451.28
18/10/2021	MBLCCMH	Mark Dimech dsf sac to macq	18/10/2021	35,000.00	35,000.00	35,000.00
19/10/2021	MBLCCMH	DIMECH SUPER DSF SAC to MACQDMA	19/10/2021	40,000.00	40,000.00	40,000.00
26/11/2021	MBLCCMH	MARK DIMECH DFSC2DSF MACQ	26/11/2021	40,000.00	40,000.00	40,000.00
26/11/2021	MBLCCMH	Mark Dimech DSFC2DFS MACQ	26/11/2021	40,000.00	40,000.00	40,000.00
29/12/2021	MBLCCMH	RETURNED TRANSFER PMB023021 DIMECH S	29/12/2021	5,000.00	5,000.00	5,000.00
08/02/2022	MBLCCMH	MARK DIMECH DSFC to MSFMacq	8/02/2022	35,000.00	35,000.00	35,000.00
08/02/2022	MBLCCMH	MARK DIMECH DSFC to DSFMac	8/02/2022	35,000.00	35,000.00	35,000.00
01/03/2022	MBLCCMH	NAB Transfer DSFC to DSFMAC	1/03/2022	15,000.00	15,000.00	15,000.00
26/04/2022	MBLCCMH	MARK DIMECH ENTERPRISES PTY LTD ATF DIME	26/04/2022	8,000.00	8,000.00	8,000.00
28/04/2022	MBLCCMH	EVANSPARTNER EAP FEE REFUND	28/04/2022	2,551.81	2,551.81	2,551.81
12/05/2022	MBLCCMH	MARK DIMECH DSFC TO DSF MACQ	12/05/2022	20,000.00	20,000.00	20,000.00
13/05/2022	MBLCCMH	MARK DIMECH DSFC TO DSF MACQ	13/05/2022	20,000.00	20,000.00	20,000.00
					1,082,003.09	1,082,003.09
Transfer Out						
09/11/2021	MBLCCMH	TRANSACT FUNDS TFR TO DIMECH SUPER FUND	9/11/2021	(1,970.00)	(1,970.00)	(1,970.00)
13/12/2021	MBLCCMH	TRANSACT FUNDS TFR TO DIMECH SUPER FUND	13/12/2021	(25,000.00)	(25,000.00)	(25,000.00)
24/12/2021	MBLCCMH	TO PERSHING	24/12/2021	(5,000.00)	(5,000.00)	(5,000.00)
05/01/2022	MBLCCMH	TRANSACT FUNDS TFR TO DIMECH SUPER FUND	5/01/2022	(25,000.00)	(25,000.00)	(25,000.00)
27/01/2022	MBLCCMH	TRANSACT FUNDS TFR TO DIMECH SUPER FUND	27/01/2022	(25,000.00)	(25,000.00)	(25,000.00)
04/02/2022	MBLCCMH	TRANSACT FUNDS TFR TO MDFT NAB CHEQUE AC	4/02/2022	(70,216.65)	(70,216.65)	(70,216.65)

Date	Security	Description	Tax Date	Volume	Total Cost	Market Value
25/02/2022	MBLCCMH	TRANSACT FUNDS TFR TO DIMECH SUPER FUND	25/02/2022	(30,000.00)	(30,000.00)	(30,000.00)
08/03/2022	MBLCCMH	TRANSACT TFR TO 968499442 MARK ANGELO EM	8/03/2022	(111,516.50)	(111,516.50)	(111,516.50)
17/05/2022	MBLCCMH	TO NETX	17/05/2022	(8,467.27)	(8,467.27)	(8,467.27)
					<u>(302,170.42)</u>	<u>(302,170.42)</u>
Net Capital Movements:					<u>779,832.67</u>	<u>779,832.67</u>

19. Additional Information for NCMI

For the period 1 July 2021 to 30 June 2022.

Tax Date	NCMI- Non-primary Production	Excluded from NCMI- Non-primary Production	NCMI Capital Gain	Excluded from NCMI Capital Gain
Trust				
[MVA] - VanEck Property - VanEck Australian Property ETF				
04/01/2022	3.82	4.44	0.00	0.00
30/06/2022	4.04	4.69	0.00	0.00
	7.86	9.13	0.00	0.00
[TCL] - Transurban Group - Fully Paid Ordinary/Units Stapled Securities				
30/12/2021	36.06	0.00	0.00	0.00
	36.06	0.00	0.00	0.00
Total:	43.92	9.13	0.00	0.00
Grand Total:	43.92	9.13	0.00	0.00



BetaShares

Exchange Traded Funds

Responsible Entity: BetaShares Capital Ltd
ABN 78 139 566 868 | AFSL 341181
ARSN 150 081 851

All Registry communications to:
C/- Link Market Services Limited
Locked Bag A14, Sydney South, NSW, 1235
Telephone: +61 1300 420 094
ASX Code: QAU
Email: registrars@linkmarketservices.com.au
Website: www.linkmarketservices.com.au

Part A: Your details

029 270414

MR MARK ANGELO DIMECH &
MRS JASBIR KAUR DIMECH
<DIMECH SUPER FUND A/C>
UNIT 1 250 WARRANDYTE RD
RINGWOOD NORTH VIC 3134

Date: 31 July 2021
Reference No.: X*****6560

BETASHARES GOLD BULLION ETF - CURRENCY HEDGED Attribution Managed Investment Trust Member Annual Statement for the year ended 30 June 2021

Part B: Summary of 2021 tax return (supplementary section) items for a resident individual Non Australian residents should seek independent Australian tax advice.

Tax return (supplementary section)	Amount	Tax return label
Share of net income from trusts, less net capital gains, foreign income and franked distributions	\$13,364.75	13U
Franked distribution from trusts	\$0.00	13C
Other deductions relating to non-primary production income	\$0.00	13Y
Share of franking credits from franked dividends	\$0.00	13Q
Share of credit for foreign resident withholding amounts (excluding capital gains)	\$0.00	13A
Share of credit for tax amounts withheld	\$0.00	13R
Net capital gain	\$0.00	18A
Total current year capital gains	\$0.00	18H
Credit for foreign resident capital gains withholding amounts	\$0.00	18X
Assessable foreign source income	\$0.00	20E
Other net foreign source income	\$0.00	20M
Australian franking credits from a New Zealand franking company	\$0.00	20F
Foreign income tax offset *	\$0.00	20O
Early stage venture capital limited partnership: current year tax offset	\$0.00	T7K
Early stage investor: current year tax offset	\$0.00	T8L
Other refundable tax offsets: Exploration credits	\$0.00	T9P

*To work out your foreign income tax offset (FITO) entitlement, see **20 Foreign source income and foreign assets or property** or the Guide to foreign tax offset rules 2021.

Part B: Capital gains tax information – Additional information for item 18

	Amount	
Capital gains - discounted method	\$0.00	(gross amount)
Capital gains - indexation method	\$0.00	
Capital gains - other method	\$0.00	
Total current year capital gains	\$0.00	

Part C: Components of attribution

	Cash distributions	Tax paid or Franking credit (grossed up)	Attributable amount
Australian Income			
Dividends - unfranked amount declared to be CFI			\$0.00
Dividends - unfranked amount not declared to be CFI			\$0.00
Dividends - less LIC capital gain deduction			\$0.00
Interest (subject to non - resident withholding tax)			\$0.00
Interest (not subject to non - resident withholding tax)			\$0.00
Other assessable Australian income			\$13,364.75
Clean Building MIT Income			\$0.00
Less other allowable trust deductions			\$0.00
NCMI – Non-primary production			\$0.00
Excluded from NCMI – Non-primary production			\$0.00
Non-primary production income			\$13,364.75
Dividends - Franked amount		\$0.00	\$0.00
Capital Gains			
Capital gains - discounted method - TAP			\$0.00
Capital gains - discounted method - TAP - NCMI			\$0.00
Capital gains - discounted method - TAP - Excluded from NCMI			\$0.00
Capital gains - discounted method - NTAP		\$0.00	\$0.00
Capital gains - discounted method - NTAP - NCMI			\$0.00
Capital gains - discounted method - NTAP - Excluded from NCMI			\$0.00
Capital gains - discounted method - TAP - Clean building MIT			\$0.00
Capital gains - indexation method - TAP			\$0.00
Capital gains - indexation method - NTAP			\$0.00
Capital gains - other method - TAP			\$0.00
Capital gains - other method - TAP - NCMI			\$0.00
Capital gains - other method - TAP - Excluded from NCMI			\$0.00
Capital gains - other method - NTAP		\$0.00	\$0.00
Capital gains - other method - NTAP - NCMI			\$0.00
Capital gains - other method - NTAP - Excluded from NCMI			\$0.00
Capital gains - other method - TAP - Clean building MIT			\$0.00
Net capital gains			\$0.00
AMIT CGT gross up amount			\$0.00
Other capital gains distribution			
Total current year capital gains		\$0.00	\$0.00
Foreign Income			
Other net foreign source income		\$0.00	\$0.00
Australian franking credit from a New Zealand franking company		\$0.00	\$0.00
CFC income			\$0.00
Transferor trust income			\$0.00
Total foreign income		\$0.00	\$0.00
Other Non-assessable Amounts			
Net exempt income	\$0.00		
Non-assessable non-exempt amount	\$0.00		
Other non-attributable amounts	\$0.00		
Total Non-assessable amounts	\$0.00		
Gross Cash Distribution	\$6,682.38		
Other deductions from Distribution			
Less: Other Withholding Tax	\$0.00		
Less: TFN/ABN Withholding Tax	\$0.00		
Net Cash Distribution	\$6,682.38		

Under the AMIT tax rules, a fund may distribute a cash amount that is different to the taxable income attributed by the fund to investors. This can give rise to a cost base adjustment disclosed in Part E of this statement.

Part D : Tax offsets

Tax offsets	Amount
Franking credit tax offset	\$0.00
Foreign income tax offsets - excluding capital gains	\$0.00
Foreign income tax offsets - foreign capital gains (discounted method)	\$0.00
Foreign income tax offsets - foreign capital gains (other method)	\$0.00
Australian franking credits from a New Zealand franking company	\$0.00
Total tax offsets	\$0.00

Part E: Attribution Managed Investment Trust ('AMIT') cost base adjustments

AMIT cost base net increase amount	\$6,682.37
AMIT cost base net decrease amount	\$0.00

Part F: Payment summary information for the year ended 30 June 2021

	Attribution/Amount	Tax paid
Total fund payment	\$13,364.75	\$0.00
Interest Income	\$0.00	\$0.00
Unfranked dividend not declared to be CFI	\$0.00	\$0.00
Deemed payment - Dividend	\$0.00	\$0.00
Deemed payment - Interest	\$0.00	\$0.00
Deemed payment - Royalties	\$0.00	\$0.00
Deemed payment - Fund payment	\$0.00	\$0.00

BetaShares funds and AMIT

BetaShares funds are governed by the Attribution Managed Investment Trust tax rules (AMIT). The AMIT rules were introduced to simplify and make fairer the taxation of investors holding managed investment funds. Under these rules, the taxable income attributed to you for a fund's income year may be different to the cash distribution(s) you receive during the year. This can give rise to a cost base adjustment disclosed in Part E of this statement. This cost base adjustment should be taken into account upon disposal of the units when calculating your capital gain/loss.

You will be assessed for tax on the amount attributed to you by BetaShares, and this is the amount you must include in your tax return. Please refer to <https://www.betashares.com.au/tax> for further information about the AMIT tax regime.

Tax Guide

The Annual Tax Guide contains general information about how to use this statement when you complete your 2021 Tax Return. To view the 2021 Tax Guide, please visit: <http://www.betashares.com.au/TaxGuide>

This statement contains important information. Please retain it for taxation purposes as a charge may be levied for replacement.

To view or change your Unitholder details, please visit our investor website at www.linkmarketservices.com.au

Stay informed with the latest investment news, economic insights, and portfolio construction information. Subscribe to BetaShares' weekly newsletter www.betashares.com.au/subscribe

All Registry communications to:
C/- Link Market Services Limited
Locked Bag A14, Sydney South, NSW, 1235
Telephone: 1300 665 385
ASX Code: STW
Security Code: STW
Email: SPDR@linkmarketservices.com.au
Website: www.linkmarketservices.com.au



029 005319

MR MARK ANGELO DIMECH &
MRS JASBIR KAUR DIMECH
<DIMECH SUPER FUND A/C>
UNIT 1 250 WARRANDYTE RD
RINGWOOD NORTH VIC 3134

Distribution Advice

Payment date: 12 July 2021
Record date: 30 June 2021
Reference no.: X*****6560

TFN/ABN RECEIVED AND RECORDED

Dear Unitholder,

This payment represents a distribution of 54.3070 cents for the period ended 30 June 2021, in respect of ordinary units entitled to participate at the record date. The final details of the distribution components (including any non-assessable amounts) will be advised in the AMIT Member Annual Statement for the year ended 30 June 2021.

Visit our investor website at www.linkmarketservices.com.au where you can view and change your details.

Class Description	Rate per Unit	Participating Units	Franked Component	Other Income Component	Gross Amount
Ordinary Units	54.3070 cents	2,000	\$433.40	\$652.74	\$1,086.14
				Net Amount:	\$1,086.14

PAYMENT REMITTED TO:

NATIONAL AUSTRALIA BANK
LEVEL 5 500 BOURKE ST
MELBOURNE VIC 3000

Account Name: DIMECH SUPER FU

BSB: 083-052 Account No: *****9851

Direct Credit Reference No.: 001261756520

This statement represents the amount credited to your nominated financial institution.

This statement contains important information; please retain this statement for taxation purposes as a charge may be levied for a replacement.

The SPDR S&P/ASX 200 Fund declares that it is a managed investment trust for the purposes of Subdivision 12-H of the Taxation Administration Act 1953 ("TAA 1953") in respect of the income year ended 30 June 2021. This distribution relates to the trust's year of income ended 30 June 2021. For the purpose of Section 12-405 of Schedule 1 of the TAA 1953, the "Fund Payment" portion of the distribution is calculated as the sum of the following components:

- Australian Sourced Income
 - Other Income
 - Clean building MIT
 - Excluded non concessional MIT income
 - Non concessional MIT income
- Capital Gains Taxable Australian Property
 - Discounted – multiplied by 2
 - Indexation method
 - Other method

23900 - Dividends Received

2022 Financial Year

Preparer Shelley Lian

Reviewer Steven Lee

Status Completed

Account Code	Description	CY Balance	LY Balance	Change
NABPD.AX	National Australia Bank Limited	(\$1,743.20)		100%
SHSADIMEEPP.AX	Evan & Partners Portfolio	(\$12,247.43)		100%
URNM.ARCX	Sprott Funds Trust. - Sprott Uranium Miners ETF	(\$1,329.40)		100%
TOTAL		CY Balance	LY Balance	
		(\$15,320.03)		

Supporting Documents

- Dividend Reconciliation Report [Report](#)
- Investment Income Comparison Report [Report](#)
- 15. Nabtrade Transactions Report (Old trustee) - FY22.pdf [NABPD.AX](#)
- 15. Nabtrade Transactions Report (New trustee) - FY22.pdf [URNM.ARCX](#)

Standard Checklist

- Attach copies of all dividend statements
- Attach copy of Dividend Reconciliation Report
- Attach copy of Investment Income Comparison Report

Dimech Superannuation Fund

Dividend Reconciliation Report

For The Period 01 July 2021 - 30 June 2022

Date	Net Payment Received	Australian Income			Foreign Income			Withheld		
		Unfranked	Franked	Franking Credits	Foreign Income	Foreign Credits	NZ Credits	TFN Withheld	Non-Resident	LIC Deduction
Managed Investments (Australian)										
SHSADIMEEPP.AX Evan & Partners Portfolio										
30/06/2022	10,099.36	432.40	9,385.43	4,022.33	281.53					
30/06/2022	2,148.07				2,148.07	419.98				
	12,247.43	432.40	9,385.43	4,022.33	2,429.60	419.98				
	12,247.43	432.40	9,385.43	4,022.33	2,429.60	419.98				
Shares in Listed Companies (Australian)										
NABPD.AX National Australia Bank Limited										
07/07/2021	1,743.20	0.00	1,743.20	747.09						
	1,743.20	0.00	1,743.20	747.09						
	1,743.20	0.00	1,743.20	747.09						
Shares in Listed Companies (Overseas)										
URNM.ARCX Sprott Funds Trust. - Sprott Uranium Miners ETF										
07/01/2022	1,329.40				1,329.40	234.60				
	1,329.40				1,329.40	234.60				
	1,329.40				1,329.40	234.60				

Dimech Superannuation Fund

Dividend Reconciliation Report

For The Period 01 July 2021 - 30 June 2022

Date	Net Payment Received	Australian Income			Foreign Income			Withheld		
		Unfranked	Franked	Franking Credits	Foreign Income	Foreign Credits	NZ Credits	TFN Withheld	Non-Resident	LIC Deduction
TOTAL	15,320.03	432.40	11,128.63	4,769.42	3,759.00	654.58				

Tax Return Reconciliation

	Totals	Tax Return Label
Unfranked	432.40	J
Franked Dividends	11,128.63	K
Franking Credits	4,769.42	L

Dimech Superannuation Fund

Investment Income Comparison Report

As at 30 June 2022

Investment	Ledger Data			ASX & UUT Data							
	Transaction Date	Income Amount	Franking Credit	Date Payable	Ex Div/Dist Date	Units On Hand	45 Day Qualified	Amount per share/unit	Estimated Income	Estimated Franking*	
Reconciled											
Shares in Listed Companies (Australian)											
NABPD.AX	National Australia Bank Limited	07/07/2021	1,743.20	747.09	07/07/2021	28/06/2021	2,000.00	2,000.00	0.8716	1,743.20	747.08
			1,743.20	747.09					0.8716	1,743.20	747.08
Units in Listed Unit Trusts (Australian)											
QAU.AX	Betashares Gold Bullion Etf - Currency Hedged	16/07/2021	6,682.38		16/07/2021	01/07/2021	7,705.00	7,705.00	0.8673	6,682.38	0.00
STW.AX	Spdr S&p/asx 200 Fund	12/07/2021	1,086.14		12/07/2021	29/06/2021	2,000.00	2,000.00	0.5431	1,086.14	188.24
STW.AX	Spdr S&p/asx 200 Fund	30/06/2022	0.00	188.26							
			7,768.52	188.26					1.4103	7,768.52	188.24
Unreconciled											
Managed Investments (Australian)											
SHSADIMEEPP.AX	Evan & Partners Portfolio	30/06/2022	20,347.85	4,264.33							
			20,347.85	4,264.33							
Shares in Listed Companies (Overseas)											
URNM.ARCX	Sprott Funds Trust. - Sprott Uranium Miners ETF	07/01/2022	1,329.40								
			1,329.40								
			31,188.97	5,199.68					2.2819	9,511.72	935.32

*Franking credit is estimated using 45 day qualified units. The estimation might not be accurate for preference shares and hedging arrangements.

PORTFOLIO SUMMARY

1 July 2021 - 30 June 2022

Account number	Account name	Value as at 30 June 2022
NT1501218	DIMECH SUPER FUND	\$6.81

Total portfolio value **\$6.81**

Allocation as at 30 June 2022

Shares in your portfolio

No holdings to display

Sectors in your portfolio

No holdings to display

Valuation as at 30 June 2022

Cash position	\$6.81
Domestic holdings	\$0.00
International holdings	\$0.00
Unsettled trades	\$0.00
Total	\$6.81

Estimated interest & dividends

Interest earned	\$8.31
Interest charged	\$0.00
Domestic dividends	\$9,511.72
Domestic interest distributions	\$0.00
International dividends	\$0.00
Total	\$9,520.03

Trading expenses

Brokerage	\$1,467.48
Foreign trading fees	\$0.00
Other fees (GST, ACH, market fees)	\$146.76
Total	\$1,614.24

No holdings to display

DOMESTIC TRANSACTIONS

1 July 2021 - 30 June 2022

Domestic Transactions as at 30 June 2022

Date	Code	Description	Type	Price	Quantity	Brokerage	Settlement Amount	Contract Note
08/07/2021	ANZPI.ASX	ANZ GROUP HOLDINGS LIMITED CAP NOTE 3-BBSW+3.00 PERP NON-CUM RED T-03-28	ALT - Miscellaneous Allotment	\$100.00	1,398	\$0.00	\$139,800.00	
16/07/2021	NABPD.ASX	NATIONAL AUSTRALIA BANK LIMITED CAP NOTE 3-BBSW+4.95% PERP NON-CUM RED T-07-22	SELL	\$103.10	-2,000	\$206.20	-\$205,973.18	93439911
20/07/2021	ANZPI.ASX	ANZ GROUP HOLDINGS LIMITED CAP NOTE 3-BBSW+3.00 PERP NON-CUM RED T-03-28	SELL	\$101.65	-700	\$71.16	-\$71,076.72	93583117
20/07/2021	ANZPH.ASX	ANZ GROUP HOLDINGS LIMITED CAP NOTE 3-BBSW+3.80% PERP NON-CUM RED T-03-25	SELL	\$106.22	-1,000	\$106.22	-\$106,106.19	93582151
06/08/2021	NABPH.ASX	NATIONAL AUSTRALIA BANK LIMITED CAP NOTE 3-BBSW+3.50% PERP NON-CUM RED T-12-27	SELL	\$104.95	-400	\$41.98	-\$41,933.82	94656674
06/08/2021	NABPH.ASX	NATIONAL AUSTRALIA BANK LIMITED CAP NOTE 3-BBSW+3.50% PERP NON-CUM RED T-12-27	SELL	\$104.93	-600	\$62.96	-\$62,888.74	94635330
06/08/2021	WBCPJ.ASX	WESTPAC BANKING CORPORATION CAP NOTE 3-BBSW+3.40% PERP NON-CUM RED T-03-27	SELL	\$104.50	-1,000	\$104.50	-\$104,380.75	94682898
18/08/2021	ANZPI.ASX	ANZ GROUP HOLDINGS LIMITED CAP NOTE 3-BBSW+3.00 PERP NON-CUM RED T-03-28	SELL	\$101.79	-698	\$71.05	-\$70,971.26	95469843
18/08/2021	ANZPH.ASX	ANZ GROUP HOLDINGS LIMITED CAP NOTE 3-BBSW+3.80% PERP NON-CUM RED T-03-25	SELL	\$106.23	-977	\$103.79	-\$103,675.13	95495363
18/08/2021	MQGPD.ASX	MACQUARIE GROUP LIMITED CAP NOTE 3-BBSW+4.15% PERP NON-CUM RED T-09-26	SELL	\$106.80	-1,000	\$106.80	-\$106,682.84	95483483
18/08/2021	NABPH.ASX	NATIONAL AUSTRALIA BANK LIMITED CAP NOTE 3-BBSW+3.50% PERP NON-CUM RED T-12-27	SELL	\$104.84	-1,000	\$104.84	-\$104,729.50	95478688
18/08/2021	STW.AXW	SPDR S&P/ASX 200 FUND SPDR S&P/ASX 200 FUND	SELL	\$69.89	-2,000	\$139.78	-\$139,626.24	95489176
18/08/2021	WBCPJ.ASX	WESTPAC BANKING CORPORATION CAP NOTE 3-BBSW+3.40% PERP NON-CUM RED T-03-27	SELL	\$104.50	-1,000	\$104.50	-\$104,388.17	95482184
19/08/2021	ANZPH.ASX	ANZ GROUP HOLDINGS LIMITED CAP NOTE 3-BBSW+3.80% PERP NON-CUM RED T-03-25	SELL	\$106.10	-23	\$2.44	-\$2,437.62	95512648
23/08/2021	QAU.AXW	BETASHARES GOLD BULLION ETF - CURRENCY HEDGED BETASHARES GOLD BULLION ETF - CURRENCY HEDGED	SELL	\$15.90	-7,705	\$122.51	-\$122,374.74	95728995
23/08/2021	PMGOLD.AXW	GOLD CORPORATION PERTH MINT GOLD	SELL	\$24.90	-4,769	\$118.75	-\$118,617.47	95744686
07/09/2021	PMGOLD.AXW	GOLD CORPORATION PERTH MINT GOLD	TRANSFER IN	\$24.64	5,559	\$0.00	\$136,983.81	

DOMESTIC TRANSACTIONS (CONTINUED)

1 July 2021 - 30 June 2022

Domestic Transactions as at 30 June 2022

Date	Code	Description	Type	Price	Quantity	Brokerage	Settlement Amount	Contract Note
13/10/2021	ETPMAG.AXW	GLOBAL X METAL SECURITIES AUSTRALIA LIMITED GLOBAL X PHYSICAL SILVER	TRANSFER IN	\$29.10	859	\$0.00	\$24,993.13	
19/10/2021	QAU.AXW	BETASHARES GOLD BULLION ETF - CURRENCY HEDGED BETASHARES GOLD BULLION ETF - CURRENCY HEDGED	TRANSFER IN	\$15.94	8,448	\$0.00	\$134,661.12	
01/12/2021	QAU.AXW	BETASHARES GOLD BULLION ETF - CURRENCY HEDGED BETASHARES GOLD BULLION ETF - CURRENCY HEDGED	TRANSFER OUT	\$15.91	-8,448	\$0.00	-\$134,407.68	
01/12/2021	ETPMAG.AXW	GLOBAL X METAL SECURITIES AUSTRALIA LIMITED GLOBAL X PHYSICAL SILVER	TRANSFER OUT	\$30.14	-859	\$0.00	-\$25,890.26	
01/12/2021	PMGOLD.AXW	GOLD CORPORATION PERTH MINT GOLD	TRANSFER OUT	\$25.04	-5,559	\$0.00	-\$139,197.36	

DOMESTIC DIVIDENDS

1 July 2021 - 30 June 2022

Account number **Account type**
NT1501218-001 Old - DSF NT cash acct

Domestic Dividends as at 30 June 2022

Date	Description	Value
07/07/2021	FUNDS TRANSFER DIVIDEND - NABPD JUL PD221/00806169	\$1,743.20
12/07/2021	FUNDS TRANSFER DIVIDEND - STW DST 001261756520	\$1,086.14
16/07/2021	FUNDS TRANSFER DIVIDEND - QAU DST JUNE 001261890193	\$6,682.38

No holdings to display

No transactions to display

No dividends to display

PORTFOLIO SUMMARY

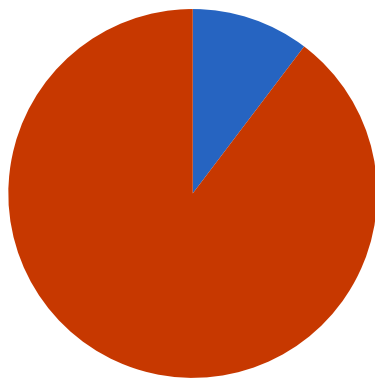
1 July 2021 - 30 June 2022

Account number	Account name	Value as at 30 June 2022
NT2574228	Dimech Superannuation Fund	\$106,430.97

Total portfolio value **\$106,430.97**

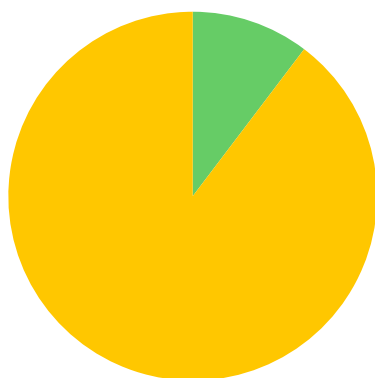
Allocation as at 30 June 2022

Shares in your portfolio



● PLS.ASX	10.32%
● URNM.ARC	89.68%

Sectors in your portfolio



● Materials	10.32%
● Unknown	89.68%

Valuation as at 30 June 2022

Cash position	\$7,141.68
Domestic holdings	\$10,250.04
International holdings	\$89,039.25
Unsettled trades	\$0.00
Total	\$106,430.97

Estimated interest & dividends

Interest earned	\$1.89
Interest charged	\$0.00
Domestic dividends	\$0.00
Domestic interest distributions	\$0.00
International dividends	\$1,329.40
Total	\$1,331.29

Trading expenses

Brokerage	\$302.87
Foreign trading fees	\$0.00
Other fees (GST, ACH, market fees)	\$17.42
Total	\$320.29

Domestic Holdings as at 30 June 2022

Code	Description	Quantity	Average Price ⁽¹⁾	Market Value	Gain / Loss	Gain Loss %
PLS.ASX	PILBARA MINERALS LIMITED ORDINARY FULLY PAID	4,476	\$3.354	\$10,250.04	-\$4,763.20	-31.73%

(1) Average price is inclusive of brokerage and fees

DOMESTIC TRANSACTIONS

1 July 2021 - 30 June 2022

Domestic Transactions as at 30 June 2022

Date	Code	Description	Type	Price	Quantity	Brokerage	Settlement Amount	Contract Note
01/12/2021	QAU.AXW	BETASHARES GOLD BULLION ETF - CURRENCY HEDGED BETASHARES GOLD BULLION ETF - CURRENCY HEDGED	TRANSFER IN	\$15.91	8,448	\$0.00	\$134,407.68	
01/12/2021	ETPMAG.AXW	GLOBAL X METAL SECURITIES AUSTRALIA LIMITED GLOBAL X PHYSICAL SILVER	TRANSFER IN	\$30.14	859	\$0.00	\$25,890.26	
01/12/2021	PMGOLD.AXW	GOLD CORPORATION PERTH MINT GOLD	TRANSFER IN	\$25.04	5,559	\$0.00	\$139,197.36	
09/12/2021	PMGOLD.AXW	GOLD CORPORATION PERTH MINT GOLD	ADJ - Adjustment	\$0.00	-5,559	\$0.00	\$0.00	
02/02/2022	QAU.AXW	BETASHARES GOLD BULLION ETF - CURRENCY HEDGED BETASHARES GOLD BULLION ETF - CURRENCY HEDGED	SELL	\$15.94	-4,395	\$50.94	-\$70,000.27	105682525
02/03/2022	ACDC.AXW	GLOBAL X BATTERY TECH & LITHIUM ETF GLOBAL X BATTERY TECH & LITHIUM ETF	BUY	\$86.01	92	\$13.59	\$7,927.87	107404669
21/03/2022	PLS.ASX	PILBARA MINERALS LIMITED ORDINARY FULLY PAID	BUY	\$2.91	1,718	\$13.59	\$5,014.33	108517804
05/04/2022	ACDC.AXW	GLOBAL X BATTERY TECH & LITHIUM ETF GLOBAL X BATTERY TECH & LITHIUM ETF	SELL	\$87.48	-92	\$13.59	-\$8,033.21	109463692
05/04/2022	PLS.ASX	PILBARA MINERALS LIMITED ORDINARY FULLY PAID	BUY	\$3.62	2,758	\$13.59	\$9,998.91	109463726
14/04/2022	ETPMAG.AXW	GLOBAL X METAL SECURITIES AUSTRALIA LIMITED GLOBAL X PHYSICAL SILVER	SELL	\$32.25	-859	\$20.15	-\$27,680.58	110035094
09/05/2022	QAU.AXW	BETASHARES GOLD BULLION ETF - CURRENCY HEDGED BETASHARES GOLD BULLION ETF - CURRENCY HEDGED	SELL	\$16.53	-4,053	\$48.72	-\$66,942.50	111242981

No dividends to display

International Holdings as at 30 June 2022

Code	Description	Quantity	Average Price (Exch CCY) ⁽¹⁾	Market Value (AUD)	Gain / Loss (Exch CCY)	Gain Loss %
URNM.ARC	Sprott Uranium Miners ETF Exchange Traded Fund	1,044	\$74.758	\$89,039.25	-\$16,775.13	-21.49%

(1) Average price is inclusive of brokerage and fees

International Transactions as at 30 June 2022

Date	Code	Description	Type	Price (Exch CCY)	Quantity	Brokerage (AUD)	Settlement Amount (AUD)	Contract Note
13/12/2021	URNM.ARC	Sprott Uranium Miners ETF Exchange Traded Fund	BUY	\$74.70	236	\$27.39	\$24,923.87	102947216
05/01/2022	URNM.ARC	Sprott Uranium Miners ETF Exchange Traded Fund	BUY	\$79.05	226	\$27.38	\$24,919.81	103898312
27/01/2022	URNM.ARC	Sprott Uranium Miners ETF Exchange Traded Fund	BUY	\$63.00	278	\$27.35	\$24,894.59	105356822
20/04/2022	URNM.ARC	Sprott Uranium Miners ETF Exchange Traded Fund	BUY	\$89.40	200	\$26.63	\$24,231.31	110226757
31/05/2022	URNM.ARC	Sprott Uranium Miners ETF Exchange Traded Fund	BUY	\$67.95	104	\$19.95	\$9,935.48	112519679

INTERNATIONAL DIVIDENDS

1 July 2021 - 30 June 2022

Account number **Account type**
NT2574228-004 DSF Intl Trading Ac

International Dividends as at 30 June 2022

Date	Description	Value (AUD)
07/01/2022	DIVIDEND on URNM.US (WHT of USD -170.69) - USD to AUD @ 1.3744	\$1,329.40

24200 - Contributions

2022 Financial Year

Preparer Shelley Lian

Reviewer Steven Lee

Status Completed

Account Code	Description	CY Balance	LY Balance	Change
DIMJAS00001A	(Contributions) Dimech, Jasbir - Accumulation (Accumulation)	(\$4,289.91)		100%
DIMMAR00001A	(Contributions) Dimech, Mark - Accumulation (Accumulation)	(\$137,604.42)		100%
TOTAL		CY Balance	LY Balance	
		(\$141,894.33)		

Supporting Documents

- Contributions Breakdown Report [Report](#)
- FY22 Cash Accounts Transactions with notes.xlsx
- Dimech Superannuation Fund_Queries2.docx
- Deductions notice fy22.pdf [DIMMAR00001A](#)

Standard Checklist

- Attach copies of S290-170 notices (if necessary)
- Attach copy of Contributions Breakdown Report
- Attach SuperStream Contribution Data Report
- Check Fund is registered for SuperStream (if necessary)
- Ensure all Contributions have been allocated from Bank Accounts
- Ensure Work Test is satisfied if members are over 65

Dimech Superannuation Fund

Contributions Breakdown Report

For The Period 01 July 2021 - 30 June 2022

Summary

Member	D.O.B	Age (at 30/06/2021)	Total Super Balance (at 30/06/2021) *1	Concessional	Non-Concessional	Other	Reserves	Total
Dimech, Jasbir	Provided	52	188,889.00	4,289.91	0.00	0.00	0.00	4,289.91
Dimech, Joseph	Provided	82 *4	308,942.00	0.00	0.00	0.00	0.00	0.00
Dimech, Lucrezia	Provided	75 *4	310,474.00	0.00	0.00	0.00	0.00	0.00
Dimech, Mark	Provided	53	881,629.00	27,604.42	110,000.00	0.00	0.00	137,604.42
All Members				31,894.33	110,000.00	0.00	0.00	141,894.33

*1 TSB can include information external to current fund's transaction records. The amount is per individual across all funds.

*4 Members aged 75 or over generally can't accept non-mandated contributions. Only mandated employer contribution can be accepted.

Contribution Caps

Member	Contribution Type	Contributions	Cap	Current Position
Dimech, Jasbir	Concessional (5 year carry forward cap available)	4,289.91	52,500.00	48,210.09 Below Cap
	Non-Concessional	0.00	110,000.00	110,000.00 Below Cap
Dimech, Joseph	Concessional (5 year carry forward cap available)	0.00	52,500.00	52,500.00 Below Cap
	Non-Concessional	0.00	0.00	Age 75 Or Above
Dimech, Lucrezia	Concessional (5 year carry forward cap available)	0.00	52,500.00	52,500.00 Below Cap
	Non-Concessional	0.00	0.00	Age 75 Or Above
Dimech, Mark	Concessional	27,604.42	27,500.00	104.42 Over Cap
	Non-Concessional	110,000.00	110,000.00	At Limit

Carry Forward Unused Concessional Contribution Cap

Member	2017	2018	2019	2020	2021	2022	Current Position
--------	------	------	------	------	------	------	------------------

Dimech, Jasbir							
Concessional Contribution Cap	N/A	N/A	N/A	N/A	25,000.00	27,500.00	
Concessional Contribution	N/A	N/A	N/A	N/A	0.00	4,289.91	
Unused Concessional Contribution	N/A	N/A	N/A	N/A	25,000.00	23,210.09	
Cumulative Carry Forward Unused	N/A	N/A	N/A	N/A	0.00	25,000.00	
Maximum Cap Available	N/A	N/A	N/A	N/A	25,000.00	52,500.00	48,210.09 Below Cap
Total Super Balance	N/A	N/A	N/A	N/A	0.00	188,889.00	
Dimech, Joseph							
Concessional Contribution Cap	N/A	N/A	N/A	N/A	25,000.00	27,500.00	
Concessional Contribution	N/A	N/A	N/A	N/A	0.00	0.00	
Unused Concessional Contribution	N/A	N/A	N/A	N/A	25,000.00	27,500.00	
Cumulative Carry Forward Unused	N/A	N/A	N/A	N/A	0.00	25,000.00	
Maximum Cap Available	N/A	N/A	N/A	N/A	25,000.00	52,500.00	52,500.00 Below Cap
Total Super Balance	N/A	N/A	N/A	N/A	0.00	308,942.00	
Dimech, Lucrezia							
Concessional Contribution Cap	N/A	N/A	N/A	N/A	25,000.00	27,500.00	
Concessional Contribution	N/A	N/A	N/A	N/A	0.00	0.00	
Unused Concessional Contribution	N/A	N/A	N/A	N/A	25,000.00	27,500.00	
Cumulative Carry Forward Unused	N/A	N/A	N/A	N/A	0.00	25,000.00	
Maximum Cap Available	N/A	N/A	N/A	N/A	25,000.00	52,500.00	52,500.00 Below Cap
Total Super Balance	N/A	N/A	N/A	N/A	0.00	310,474.00	
Dimech, Mark							
Concessional Contribution Cap	N/A	N/A	N/A	N/A	25,000.00	27,500.00	
Concessional Contribution	N/A	N/A	N/A	N/A	0.00	27,604.42	
Unused Concessional Contribution	N/A	N/A	N/A	N/A	25,000.00	0.00	
Cumulative Carry Forward Unused	N/A	N/A	N/A	N/A	0.00	0.00	
Maximum Cap Available	N/A	N/A	N/A	N/A	25,000.00	27,500.00	104.42 Over Cap
Total Super Balance	N/A	N/A	N/A	N/A	0.00	881,629.00	

NCC Bring Forward Caps

Member	Bring Forward Cap	2019	2020	2021	2022	Total	Current Position
Dimech, Jasbir	N/A	0.00	0.00	0.00	0.00	N/A	Bring Forward Not Triggered
Dimech, Joseph	N/A	0.00	0.00	0.00	0.00	N/A	Bring Forward Not Triggered
Dimech, Lucrezia	N/A	0.00	0.00	0.00	0.00	N/A	Bring Forward Not Triggered

Dimech, Mark N/A 0.00 0.00 0.00 110,000.00 N/A Bring Forward Not Triggered

Dimech, Jasbir

Date	Transaction Description	Ledger Data					SuperStream Data				
		Contribution Type	Concessional	Non-Concession	Other	Reserves	Contribution	Employer	Concessional	Non-Concess	Other
01/07/2021	ONLINE K5566615311 SUPER JD MAR- JUN21 BOX	Employer	1,278.78								
12/10/2021	ONLINE C2193976033 SUPER JUL-SEP 21	Employer	947.68								
19/01/2022	BOX HILL MALL MC	Employer	1,186.66								
06/04/2022	BOX HILL MALL MC	Employer	876.79								
Total - Dimech, Jasbir			4,289.91	0.00	0.00	0.00			0.00	0.00	0.00

Dimech, Mark

Date	Transaction Description	Ledger Data					SuperStream Data				
		Contribution Type	Concessional	Non-Concession	Other	Reserves	Contribution	Employer	Concessional	Non-Concess	Other
23/07/2021	Mark's contribution	Personal - Concessional	20,000.00								
10/08/2021	PC050821- 197611801 SUPERCHOICE P/L	Employer	99.06								
13/10/2021	TO SAC NON- CONC DIMECH M*J	Personal - Non-Concessional		30,000.00							
13/10/2021	DIMECH M*. J	Personal - Concessional	7,500.00								
26/11/2021	NON-CON M DIMECH FAM	Personal - Non-Concessional		80,000.00							
02/12/2021	DIMECH SUPER	Employer	5.36								
Total - Dimech, Mark			27,604.42	110,000.00	0.00	0.00			0.00	0.00	0.00

Total for All Members

31,894.33	110,000.00	0.00	0.00
-----------	------------	------	------

MDSF -BANK ACCOUNT 863421548

Date	Amount	Balance	Transaction Type	Transaction Details	Category	NAB Trade cash account	MAD	CMA	New Trustee Bank A/C
1-Jul-21	1278.78	1461.19	TRANSFER CREDIT	ONLINE K5566615311 SUPER JD Mar-Jun21 BOX HILL MALL MC	Internal transfers				
19-Jul-21	70000	71461.19	TRANSFER CREDIT	INTERNET TRANSFER NT:CE10998369	Transfers in			70000	
23-Jul-21	-60000	11461.19	TRANSFER DEBIT	INTERNET TRANSFER NT:CE11025006	Transfers out			-60000	
6-Aug-21	99.06	11560.25	INTER-BANK CREDIT	PC050821-197611801 SuperChoice P/L DIMECH SUPERANNU	Income				
10-Aug-21	-75.45	11484.8	TRANSFER DEBIT	INTERNET TRANSFER PERTHMINT SEC10485	Transfers out				
18-Aug-21	-100000	11484.8	TRANSFER DEBIT	INTERNET TRANSFER NT:CE11172544	Transfers out			-100000	
18-Aug-21	100000	111484.8	TRANSFER CREDIT	INTERNET TRANSFER NT:CE11172457	Transfers in			100000	
24-Aug-21	22479	33963.8	TRANSFER CREDIT	INTERNET TRANSFER NT:CE11202834	Transfers in			22479	
25-Aug-21	-200000	74956.11	TRANSFER DEBIT	INTERNET TRANSFER NT:CE11214620	Transfers out			-200000	
25-Aug-21	240992.31	274956.11	TRANSFER CREDIT	INTERNET TRANSFER NT:CE11214264	Transfers in			240992.3	
3-Sep-21	-20000	54956.11	TRANSFER DEBIT	INTERNET TRANSFER MARK DIMECH	Transfers out				
6-Sep-21	20426.23	75382.34	TRANSFER CREDIT	ONLINE E6666464589 MDFT to SAC M DIMECH FAM	Internal transfers				
9-Sep-21	-30000	45382.34	TRANSFER DEBIT	INTERNET TRANSFER SAC TO DSF MACQ	Transfers out				
9-Sep-21	35000	75382.34	REVERSAL CREDIT	SAC TO DSF MACQ Dimech Super Fund 182512INCORRECT ACCT	Income				
rebv	-35000	40382.34	TRANSFER DEBIT	INTERNET TRANSFER SAC TO DSF MACQ	Transfers out				
10-Sep-21	30000	75382.34	REVERSAL CREDIT	SAC TO DSF MACQ Dimech Super Fund 182512INCORRECT ACCT	Income				
12-Oct-21	947.68	76330.02	TRANSFER CREDIT	ONLINE C2193976033 SUPER Jul-Sep 21 BOX HILL MALL MC	Internal transfers				
13-Oct-21	-37500	76330.02	TRANSFER DEBIT	ONLINE 57676515486 DSftoMD-pension DIMECH SUPER	Internal transfers			-37500	
13-Oct-21	7500	113830.02	TRANSFER CREDIT	ONLINE 44561976280 MDtoDSF Conc. Cont DIMECH M*J	Internal transfers			7500	
13-Oct-21	30000	106330.02	TRANSFER CREDIT	ONLINE Y5386978534 MD to SAC Non-conc DIMECH M*J	Internal transfers			30000	
15-Oct-21	-40000	36330.02	TRANSFER DEBIT	INTERNET TRANSFER DSF SAC to MACQ	Transfers out				
18-Oct-21	-35000	41330.02	TRANSFER DEBIT	INTERNET TRANSFER dsf sac to macq	Transfers out				
18-Oct-21	40000	76330.02	REVERSAL CREDIT	DSF SAC to MACQ Dimech Super Fund 182512INCORRECT ACCT	Income				
19-Oct-21	-40000	1330.02	TRANSFER DEBIT	INTERNET TRANSFER DSF SAC to MACQCMA	Transfers out			-40000	
9-Nov-21	1970	3300.02	INTER-BANK CREDIT	DIMECH SUPERANNU DIMECH SUPER FUN	Income			1970	
15-Nov-21	-1970	1330.02	TRANSFER DEBIT	INTERNET TRANSFER MW Inv21016 MDE	Transfers out				
22-Nov-21	-1330.02	0	TRANSFER DEBIT	ONLINE V6826655842 SAC2DFSC move MDE DIMECH SUPER	Internal transfers				-1330.02
2-Dec-21	5.36	5.36	INTER-BANK CREDIT	TransFeeRefund CUST REMEDIATION DIMECH SUPER	Transfers in				
7-Dec-21	-5.36	0	TRANSFER DEBIT	ONLINE E8329956789 SAC2DFSC BALANCE DIMECH SUPER	Internal transfers				
6-May-22	2578.8	2578.8	INTER-BANK CREDIT	ATO009000016130179 ATO DIMECH SUPERANNU	Other income				-5.36
9-May-22	-2578.8	0	TRANSFER DEBIT	ONLINE D5275097820 SACtoDSFC tax retn DIMECH SUPER	Internal transfers				-2578.8

To NAB old 1548

Date	Account Number	Transaction Type	Transaction Details	Amount	Balance	Category	Notes	External xfer
22-Nov-21	711201132	TRANSFER CREDIT	ONLINE V6826655842 SAC2DFSC move MDE DIMECH SUPER	1330.02	1330.02	Internal transfers	Transfer of balance NAB Old to New	
26-Nov-21	711201132	TRANSFER CREDIT	ONLINE K7676665197 FT2DFSC MD non-con M DIMECH FAM	80000	81330.02	Internal transfers	Mark Dimech non-conc contribution	
26-Nov-21	711201132	TRANSFER DEBIT	INTERNET TRANSFER DFSC2DFS MACQ	-40000	41330.02	Transfers out	Internal xfer to CMA 6054	
26-Nov-21	711201132	TRANSFER DEBIT	INTERNET TRANSFER DFSC2DFS MACQ	-40000	1330.02	Transfers out	Internal xfer to CMA 6054	
7-Dec-21	711201132	TRANSFER CREDIT	ONLINE E8329956789 SAC2DFSC BALANCE DIMECH SUPER	5.36	1335.38	Internal transfers	Transfer of balance NAB Old to New	
13-Dec-21	711201132	INTER-BANK CREDIT	DIMECH SUPERANNU DIMECH SUPER FUN	25000	26335.38	Income	From CMA 6054	
14-Dec-21	711201132	TRANSFER DEBIT	INTERNET TRANSFER NT:CE12037915	-25000	1335.38	Transfers out	To NABTrade (New) 4673	
5-Jan-22	711201132	INTER-BANK CREDIT	DSFMCA TO DSFC XFR DIMECH SUPER FUN DIMECH SUPER FUN	25000	26335.38	Transfers in	From CMA 6054	
6-Jan-22	711201132	TRANSFER DEBIT	INTERNET TRANSFER NT:CE12186597	-25000	1335.38	Transfers out	To NABTrade (New) 4673	
19-Jan-22	711201132	TRANSFER CREDIT	ONLINE J4443286784 SUPER JD Oct-Dec21 BOX HILL MALL MC	1186.66	2522.04	Internal transfers	Jessie employer cont	
27-Jan-22	711201132	INTER-BANK CREDIT	DSFCMA TO DSFCNAB DIMECH SUPER FUN DIMECH SUPER FUN	25000	27522.04	Transfers in	From CMA 6054	
28-Jan-22	711201132	TRANSFER DEBIT	INTERNET TRANSFER NT:CE12322711	-25000	2522.04	Transfers out	To NABTrade (New) 4673	
4-Feb-22	711201132	TRANSFER DEBIT	INTERNET TRANSFER PERTHMINT SEC10485	-73.32	2448.72	Transfers out	Perth Mint storage fees	
8-Feb-22	711201132	TRANSFER CREDIT	INTERNET TRANSFER NT:CE12384213	70000	7248.72	Transfers in	from NABTrade (New) 4673	
8-Feb-22	711201132	TRANSFER DEBIT	INTERNET TRANSFER DSFC to MSFMacq	-35000	3748.72	Transfers out	To CMA 6054	
8-Feb-22	711201132	TRANSFER DEBIT	INTERNET TRANSFER DSFC to DSFMac	-35000	2448.72	Transfers out	To CMA 6054	
25-Feb-22	711201132	INTER-BANK CREDIT	DSFCMA TO DSFC DIMECH SUPER FUN DIMECH SUPER FUN	30000	3248.72	Transfers in	From CMA 6054	
1-Mar-22	711201132	REVERSAL CREDIT	DIMECH SUPER FUND T6999268007 DSFC to DSFMAC	15000	4748.72	Income	Reversal	
1-Mar-22	711201132	TRANSFER DEBIT	INTERNET TRANSFER DSFC to DSFMAC	-15000	3248.72	Transfers out	Reversal	
1-Mar-22	711201132	TRANSFER DEBIT	DIMECH SUPER FUND T6999268007 DSFC to DSFMAC	-15000	1748.72	Financial	To CMA 6054	
2-Mar-22	711201132	TRANSFER DEBIT	INTERNET TRANSFER NT:CE12512711	-15000	2448.72	Transfers out	To NABTrade (New) 4673	
6-Apr-22	711201132	TRANSFER CREDIT	ONLINE Q2965254417 SUPER JD Jan-Mar22 BOX HILL MALL MC	876.79	3325.51	Internal transfers	Jessie employer cont	
26-Apr-22	711201132	TRANSFER CREDIT	INTERNET TRANSFER NT:CE12956396	5000	8325.51	Transfers in	from NABTrade (New) 4673	
26-Apr-22	711201132	TRANSFER DEBIT	DIMECH SUPER FUND T9738228624 DSFC to DSFMacq	-8000	325.51	Financial	To CMA 6054	
9-May-22	711201132	TRANSFER CREDIT	ONLINE D5275097820 SACtoDSFC tax retrn DIMECH SUPER	2578.8	2904.31	Internal transfers	tax refund	
9-May-22	711201132	TRANSFER DEBIT	INTERNET TRANSFER PERTHMINT SEC10485	-51.37	2852.94	Transfers out	Perth Mint storage fees	
12-May-22	711201132	TRANSFER CREDIT	INTERNET TRANSFER NT:CE13055258	45000	47852.94	Transfers in	from NABTrade (New) 4673	
12-May-22	711201132	TRANSFER CREDIT	INTERNET TRANSFER NT:CE13054422	5000	52852.94	Transfers in	from NABTrade (New) 4673	
12-May-22	711201132	TRANSFER DEBIT	INTERNET TRANSFER SCALZO AUDIT FY21	-1400	51452.94	Transfers out	audit fee	
12-May-22	711201132	TRANSFER DEBIT	INTERNET TRANSFER DSF2MW inv 20417	-3570	47882.94	Transfers out	accounting fees	
12-May-22	711201132	TRANSFER DEBIT	INTERNET TRANSFER DSFC TO DSF MACQ	-20000	27882.94	Transfers out	To CMA 6054	
13-May-22	711201132	MISCELLANEOUS CREDIT	PLEASE NOTE FROM TODAY YOUR DR INTEREST RATE IS 6.720%	0	27882.94	Uncategorised		
13-May-22	711201132	TRANSFER DEBIT	INTERNET TRANSFER DSFC TO DSF MACQ	-20000	7882.94	Transfers out	To CMA 6054	
17-Jun-22	711201132	MISCELLANEOUS CREDIT	PLEASE NOTE FROM TODAY YOUR DR INTEREST RATE IS 7.220%	0	7882.94	Uncategorised		

Date	Type	Description	Debit	Credit	Balance
7/7/2021	Credit	FUNDS TRANSFER DIVIDEND - NABPD JUL PD221/00806169	0	1743.2	2099.97
7/9/2021	Credit	FUNDS TRANSFER - ANZ REFUND CNJ21/00800184	0	60200	62299.97 Refund as issue was oversubscribed
7/12/2021	Credit	FUNDS TRANSFER DIVIDEND - STW DST 001261756520	0	1086.14	63386.11
7/16/2021	Credit	FUNDS TRANSFER DIVIDEND - QAU DST JUNE 001261890193	0	6682.38	70068.49
7/19/2021	Debit	nastrate: 10998369 FUNDS TRANSFER 083861, 863421548 Xfer to Macq EandP M Dimech	70000	0	68.49 To NAB old 1548
7/20/2021	Credit	SELL NABPD.ASX 2000 AUD 103.1 93439911 NT1501218-002	0	205973.18	206041.67
7/20/2021	Debit	nastrate: 11004738 FUNDS TRANSFER 182512, 969436054 DSF nabtrade	100000	0	106041.67 Transfer to CMA 6054
7/21/2021	Debit	nastrate: 11010598 FUNDS TRANSFER 182512, 969436054 DSF nabtrade	100000	0	6041.67 Transfer to CMA 6054
7/22/2021	Credit	SELL ANZPH.ASX 1000 AUD 106.22 93582151 NT1501218-002	0	106106.19	112147.86
7/22/2021	Credit	SELL ANZPH.ASX 700 AUD 101.65 93583117 NT1501218-002	0	71076.72	183224.58
7/22/2021	Debit	nastrate: 11020095 FUNDS TRANSFER 182512, 969436054 nabtrade DSF	100000	0	83224.58 Transfer to CMA 6054
7/23/2021	Credit	nastrate: 11025006 FUNDS TRANSFER 083861, 863421548 SAC to NT DSF CA Mark Dimech	0	60000	143224.58 Transfer from SAC 1548
7/23/2021	Debit	nastrate: 11027100 FUNDS TRANSFER 182512, 969436054 DSF Mark	100000	0	43224.58 Transfer to CMA 6054
7/27/2021	Debit	nastrate: 11044452 FUNDS TRANSFER 182512, 969436054 Nabtrade to Macq Mark Dimech	30000	0	13224.58 Transfer to CMA 6054
7/30/2021	Interest	INTEREST	0	1.5	13226.08
8/10/2021	Credit	SELL WBCPI.ASX 1000 AUD 104.5 94682898 NT1501218-002	0	104380.75	117606.83
8/10/2021	Credit	SELL NABPH.ASX 400 AUD 104.95 94656674 NT1501218-002	0	41933.82	159540.65
8/10/2021	Credit	SELL NABPH.ASX 600 AUD 104.93 94635330 NT1501218-002	0	62888.74	222429.39
8/10/2021	Debit	nastrate: 11121769 FUNDS TRANSFER 182512, 969436054 nabtrade to MQG Mark	100000	0	122429.39 Transfer to CMA 6054
8/18/2021	Debit	nastrate: 11172457 FUNDS TRANSFER 083861, 863421548 DSFNTCA to SAC Mark Dimech	100000	0	22429.39 To NAB old 1548
8/18/2021	Credit	nastrate: 11172544 FUNDS TRANSFER 083861, 863421548 SAC to DSF NTCA Mark Dimech	0	100000	122429.39 From NAB old 1548
8/18/2021	Debit	nastrate: 11172587 FUNDS TRANSFER 182512, 969436054 DSF NTCA to MCQ Mark Dimech	100000	0	22429.39 Transfer to CMA 6054
8/20/2021	Credit	SELL MQGPD.ASX 1000 AUD 106.8 95483483 NT1501218-002	0	106682.84	129112.23
8/20/2021	Credit	SELL NABPH.ASX 1000 AUD 104.84 95478688 NT1501218-002	0	104729.5	233841.73
8/20/2021	Credit	SELL ANZPH.ASX 698 AUD 101.79 95469843 NT1501218-002	0	70971.26	304812.99
8/20/2021	Credit	SELL ANZPH.ASX 977 AUD 106.23 95495363 NT1501218-002	0	103675.13	408488.12
8/20/2021	Credit	SELL WBCPI.ASX 1000 AUD 104.5 95482184 NT1501218-002	0	104388.17	512876.29
8/20/2021	Credit	SELL STW.ASX 2000 AUD 69.89 95489176 NT1501218-002	0	139626.24	652502.53
8/23/2021	Credit	SELL ANZPH.ASX 23 AUD 106.1 95512648 NT1501218-002	0	2437.62	654940.15
8/23/2021	Debit	Funds Transfer	632472	0	22468.15 Pension Withdrawal for Joe Dimech(\$308942), Lucrezia Dimech(\$310474), Mark Dimech(\$13056)
8/24/2021	Credit	FUNDS TRANSFER DSF HI to CA M Dimech	0	1095	22479.1 Transfer from NabTrade High Interest AC
8/24/2021	Debit	nastrate: 11202834 FUNDS TRANSFER 083861, 863421548 DSFCA to SAC M Dimech	22479	0	0.1 To NAB old 1548
8/25/2021	Credit	SELL QAU.ASX 7705 AUD 15.9 95728995 NT1501218-002	0	122374.74	122374.84
8/25/2021	Credit	SELL PMGOLD.ASX 4769 AUD 24.9 95744686 NT1501218-002	0	118617.47	240992.31
8/25/2021	Debit	nastrate: 11214264 FUNDS TRANSFER 083861, 863421548 DSF CA to SAC Mark Dimech	240992.31	0	0 From NAB old 1548
8/25/2021	Credit	nastrate: 11214602 FUNDS TRANSFER 083861, 863421548 Xfer sac to ca M Dimech	0	200000	200000 From NAB old 1548
8/30/2021	Debit	nastrate: 11236338 FUNDS TRANSFER 182512, 969436054 NAB to MQG DSF Mark	100000	0	100000 Transfer to CMA 6054
8/31/2021	Interest	INTEREST	0	5.83	100005.83
9/7/2021	Debit	nastrate: 11294295 FUNDS TRANSFER 013200, 294336393 Crypto private Mark Dimech	43548.72	0	56457.11 Purchase of 0.51996137 (\$35749.35) BTC & 7.37712 (\$7799.37) BCH
9/7/2021	Debit	nastrate: 11294313 FUNDS TRANSFER 182512, 969436054 Nabtrade to Macq Mark Dimech	56451.28	0	5.83 Transfer to CMA 6054
9/30/2021	Interest	INTEREST	0	0.98	6.81
6/20/2022	InterestChange	Please note from 20/06/2022 the interest rate on your account is 0.10%p.a.	0	0	6.81

Date	Type	Description	Debit	Credit	Balance	Notes	Buy	Sell	Internal xfer
11/29/2021	InterestChange	Please note from 29/11/2021 the interest rate on your account is 0.05%p.a.	0	0	0				
12/14/2021	Credit	nabtrade: 12037915 FUNDS TRANSFER 083004, 711201132 DSFC to DSFNTCA M Dimech	0	25000	25000	from NAB new 1132			
12/15/2021	Debit	BUY URNM.NYS 236 USD 74.7 102947216 NT2574228-004 0.7081	24923.87	0	76.13				
12/31/2021	Interest	INTEREST	0	0.03	76.16				
1/6/2022	Credit	nabtrade: 12186597 FUNDS TRANSFER 083004, 711201132 DSFC to DSF NT CA Mark Dimech	0	25000	25076.16	From Nab new 1132			
1/7/2022	Debit	BUY URNM.NYS 226 USD 79.05 103898312 NT2574228-004 0.7177	24919.81	0	156.35				
1/7/2022	Credit	DIVIDEND on URNM.US (WHT of USD -170.69) - USD to AUD @ 1.3744	0	1329.4	1485.75				
1/28/2022	Credit	nabtrade: 12322711 FUNDS TRANSFER 083004, 711201132 DSFCNAB to DSFCNT M Dimech	0	25000	26485.75	From Nab new 1132			
1/31/2022	Interest	INTEREST	0	0.07	26485.82				
1/31/2022	Debit	BUY URNM.NYS 278 USD 63.0 105356822 NT2574228-004 0.7043	24894.59	0	1591.23				
2/4/2022	Credit	SELL QAU.ASX 4395 AUD 15.94 105682525 NT2574228-002	0	70000.27	71591.5				
2/8/2022	Debit	nabtrade: 12384213 FUNDS TRANSFER 083004, 711201132 DSFNT to DSFC M Dimech	70000	0	1591.5	to NAB new 1132			
2/28/2022	Interest	INTEREST	0	0.48	1591.98				
3/2/2022	Credit	nabtrade: 12512711 FUNDS TRANSFER 083004, 711201132 DSFC to NSFNTCA Mark Dimech	0	15000	16591.98	From Nab new 1132			
3/4/2022	Debit	BUY ACDC.ASX 92 AUD 86.01 107404669 NT2574228-002	7927.87	0	8664.11				
3/23/2022	Debit	BUY PLS.ASX 1718 AUD 2.91 108517804 NT2574228-002	5014.33	0	3649.78				
3/31/2022	Interest	INTEREST	0	0.23	3650.01				
4/7/2022	Credit	SELL ACDC.ASX 92 AUD 87.48 109463692 NT2574228-002	0	8033.21	11683.22				
4/7/2022	Debit	BUY PLS.ASX 2758 AUD 3.62 109463726 NT2574228-002	9998.91	0	1684.31				
4/20/2022	Credit	SELL ETPMAG.ASX 859 AUD 32.25 110035094 NT2574228-002	0	27680.58	29364.89				
4/22/2022	Debit	BUY URNM.NYS 200 USD 89.4 110226757 NT2574228-004 0.7387	24231.31	0	5133.58				
4/26/2022	Debit	nabtrade: 12956396 FUNDS TRANSFER 083004, 711201132 DSFNTCA to DSFC M Dimech	5000	0	133.58	to NAB new 1132			
4/29/2022	Interest	INTEREST	0	0.19	133.77				
5/11/2022	Credit	SELL QAU.ASX 4053 AUD 16.53 111242981 NT2574228-002	0	66942.5	67076.27				
5/12/2022	Debit	nabtrade: 13054422 FUNDS TRANSFER 083004, 711201132 DSFNTCA to DSFC M Dimech	5000	0	62076.27	to NAB new 1132			
5/12/2022	Debit	nabtrade: 13055258 FUNDS TRANSFER 083004, 711201132 DSFNTCA to DSFC M Dimech	45000	0	17076.27	to NAB new 1132			
5/31/2022	Interest	INTEREST	0	0.47	17076.74				
6/2/2022	Debit	BUY URNM.NYS 104 USD 67.95 112519679 NT2574228-004 0.7127	9935.48	0	7141.26				
6/20/2022	InterestChange	Please note from 20/06/2022 the interest rate on your account is 0.10%p.a.	0	0	7141.26				
6/30/2022	Interest	INTEREST	0	0.42	7141.68				

Transaction Date	Details	Category	Subcategory	Notes	Debit	Credit	Balance
20-Jul-21	Nabtrade Dsf	Financial	Transfers			100000	100000
21-Jul-21	Nabtrade Dsf	Financial	Transfers			100000	200000
22-Jul-21	Dsf Nabtrade	Financial	Transfers			100000	300000
22-Jul-21	Netx Purchases Receipt number: 0761498867	Financial	Transfers		43395.16		256604.8
23-Jul-21	Mark Dsf	Financial	Transfers			100000	356604.8
23-Jul-21	B Scg 5880 119310722 Receipt number: 0761823066	Financial	Transfers		15074.8		341530
23-Jul-21	B Nab 582 119311049 Receipt number: 0761823070	Financial	Transfers		14979.4		326550.6
23-Jul-21	B Cpu 950 119338911 Receipt number: 0761823074	Financial	Transfers		14984.5		311566.1
23-Jul-21	B Mva 1080 119327263 Receipt number: 0761823078	Financial	Transfers		24970		286596.1
23-Jul-21	B Qhal 505 119327314 Receipt number: 0761823082	Financial	Transfers		20004.85		266591.3
23-Jul-21	B Femx 2874 119352607 Receipt number: 0761823086	Financial	Transfers		20053.78		246537.5
23-Jul-21	Netx Purchases Receipt number: 0761918231	Financial	Transfers		46097.16		20044.4
26-Jul-21	Netx Purchases Receipt number: 0762282862	Financial	Transfers		12126.45		188313.9
27-Jul-21	Mark Dimic Nabtrade To Macq	Financial	Transfers			30000	218313.9
27-Jul-21	B Csl 51 119515318 Receipt number: 0762539922	Financial	Transfers		14996.11		203317.8
27-Jul-21	B Tcl 1050 119512763 Receipt number: 0762539926	Financial	Transfers		14995		188322.8
29-Jul-21	Xplores Transfer Receipt number: 0762988688	Financial	Transfers		97000		91322.79
30-Jul-21	Macquarie CMA Interest Paid	Income	Interest			11.81	91334.6
30-Jul-21	B Femx 2968 119814649 Receipt number: 0763226131	Financial	Transfers		19996.64		71337.96
9-Aug-21	B Gma 8648 120322893 Receipt number: 0765179471	Financial	Transfers		19998.88		51339.08
10-Aug-21	Mark Nabtrade To Mag	Financial	Transfers			100000	151339.1
17-Aug-21	B Cba 120 120894876 Receipt number: 0766763492	Financial	Transfers		12602.8		138736.3
18-Aug-21	Mark Dimech Dsf Ntca To Mcq	Financial	Transfers			100000	238736.3
20-Aug-21	B Pmgold 4745 121286245 Receipt number: 0767374123	Financial	Transfers		116986.3		121750
20-Aug-21	B Qau 7315 121287181 Receipt number: 0767374127	Financial	Transfers		116988.9		4761.18
30-Aug-21	Mark Nab To Mag Dsf	Financial	Transfers			100000	104761.2
31-Aug-21	Macquarie CMA Interest Paid	Income	Interest			15.32	104776.5
31-Aug-21	Gma Itm Div 001263042007	Income	Dividends & Distributions			432.4	105208.9
31-Aug-21	Scg Distribution Aug21/00882263	Income	Interest			411.6	105620.5
31-Aug-21	Netx Transfer Receipt number: 0768936131	Financial	Transfers		16631.58		88988.92
7-Sep-21	Mark Dimech Nabtrade To Macq	Financial	Transfers			56451.28	145440.2
9-Sep-21	B Qau 1225 122853198 Receipt number: 0771351861	Financial	Transfers		19989.5		125450.7
9-Sep-21	B Pmgold 814 122853361 Receipt number: 0771351865	Financial	Transfers		19997.56		105453.1
9-Sep-21	B Kkc 11405 122853549 Receipt number: 0771351869	Financial	Transfers		24998.95		80454.19
9-Sep-21	B Nbi 13077 122881692 Receipt number: 0771351873	Financial	Transfers		24999.07		55455.12
9-Sep-21	B Xaro 966 122854045 Receipt number: 0771351877	Financial	Transfers		24993.1		30462.02
13-Sep-21	Cpu Dividend Sep21/00831437	Income	Dividends & Distributions			218.5	30680.52
24-Sep-21	Netx Purchases Receipt number: 0774997677	Financial	Transfers		10406.33		20274.19
27-Sep-21	S Nbi 13077 124167114	Financial	Transfers			24628.15	44902.34
27-Sep-21	Netx Purchases Receipt number: 0775359747	Financial	Transfers		3961.1		40941.24
29-Sep-21	Cba Fnl Div 001263400187	Income	Dividends & Distributions			240	41181.24
29-Sep-21	Netx Purchases Receipt number: 0775875754	Financial	Transfers		12055.18		29126.06
30-Sep-21	Macquarie CMA Interest Paid	Income	Interest			8.94	29135
30-Sep-21	Csl Ltd Dividend Aud21/01129606	Income	Dividends & Distributions			81.07	29216.07
8-Oct-21	Cbabuyback 001268357538	Financial	Transfers			10634.4	39850.47
8-Oct-21	Tcl Rre Offer Receipt number: 0778868150	Financial	Transfers		1521		38329.47
14-Oct-21	Kkr Credit Incom S00125042104	Income	Dividends & Distributions			114.05	38443.52
15-Oct-21	S Qau 6371 125487787	Financial	Transfers			100002.7	138446.2
15-Oct-21	B Etpmag 859 125488166 Receipt number: 0780502661	Financial	Transfers		24993.13		113453.1
15-Oct-21	B Acdc 272 125498646 Receipt number: 0780502665	Financial	Transfers		13450.39		100002.7
15-Oct-21	B Acdc 272 125498646 Receipt number: 0780569148	Financial	Transfers		11470.49		88532.21
15-Oct-21	Netx Purchases Receipt number: 0780646705	Financial	Transfers		50586.78		37945.43
18-Oct-21	Mark Dimech Dsf Sac To Macq	Financial	Transfers			35000	72945.43
19-Oct-21	Dimech Super Dsf Sac To Macq	Financial	Transfers			40000	112945.4
19-Oct-21	B Qau 4373 125640050 Receipt number: 0781580884	Financial	Transfers		69990		42955.43
21-Oct-21	Xaro Dst 001268384838	Income	Dividends & Distributions			191.44	43146.87
21-Oct-21	B Qau 1906 125815952 Receipt number: 0782433040	Financial	Transfers		29984.32		13162.55
25-Oct-21	Linear Admin Ser E&P Retail 752814	Financial	Transfers			1500	14662.55
25-Oct-21	Eap Sept Qtr Fs Fee Receipt number: 0783098405	Financial	Transfers		513.07		14149.48
25-Oct-21	Eap Sept Qtr Fs Fee Receipt number: 0783098409	Financial	Transfers		982.42		13167.06
27-Oct-21	S Gma 8648 126213266	Financial	Transfers			19176.56	32343.62
27-Oct-21	B Gdx 676 126239715 Receipt number: 0783454384	Financial	Transfers		13167.06		19176.56
27-Oct-21	B Gdx 676 126239715 Receipt number: 0783506103	Financial	Transfers		16815.26		2361.3
29-Oct-21	Macquarie CMA Interest Paid	Income	Interest			5.05	2366.35
9-Nov-21	Transact Funds Tfr To Dimech Super Fund Receipt number: 45165210 BSB: 083861 A/C: 863421	Financial	Transfers		1970		396.35
11-Nov-21	Kkr Credit Incom S00125042104	Income	Dividends & Distributions			114.05	510.4
12-Nov-21	S Xaro 966 127434756	Financial	Transfers			24543.38	25053.78
15-Nov-21	Same Day Deposit Dimech Superannuation F	Financial	Transfers			16438.84	41492.62
19-Nov-21	S Cpu 950 127857551	Financial	Transfers			18569.5	60062.12
23-Nov-21	S Nab 582 128153959	Financial	Transfers			16803.62	76865.74
26-Nov-21	S Scg 5880 128507300	Financial	Transfers			18794	95659.74
26-Nov-21	Mark Dimech Dsf2dfs Macq	Financial	Transfers			40000	135659.7
26-Nov-21	Mark Dimech Dfsc2dfs Macq	Financial	Transfers			40000	175659.7
26-Nov-21	To Xplores Receipt number: 0789047470	Financial	Transfers		35000		140659.7
30-Nov-21	Macquarie CMA Interest Paid	Income	Interest			5.69	140665.4
30-Nov-21	B Bhp 649 128635238 Receipt number: 0789399308	Financial	Transfers		24963.07		115702.4
30-Nov-21	B Car 794 128635777 Receipt number: 0789399312	Financial	Transfers		19975.22		95727.14
30-Nov-21	B Rmd 562 128643698 Receipt number: 0789399316	Financial	Transfers		19984.24		75742.9
30-Nov-21	B Semi 2172 128651206 Receipt number: 0789399320	Financial	Transfers		25000		50742.9
13-Dec-21	Kkr Credit Incom S00125042104	Income	Dividends & Distributions			114.05	50856.95
13-Dec-21	Transact Funds Tfr To Dimech Super Fund Receipt number: 45542024 BSB: 083004 A/C: 711201	Financial	Transfers		25000		25856.95
15-Dec-21	S Gdx 676 129679488	Financial	Transfers			28789.12	54646.07
15-Dec-21	Nab Final Div Dv22/00747245	Income	Dividends & Distributions			389.94	55036.01
24-Dec-21	Linear Admin Ser E&P Retail 765443	Financial	Transfers			9000	64036.01
24-Dec-21	To Pershing Receipt number: 0795295683	Financial	Transfers		5000		59036.01
29-Dec-21	Returned Transfer Pmb023021 Dimech S	Financial	Transfers			5000	64036.01
31-Dec-21	Macquarie CMA Interest Paid	Income	Interest			6.79	64042.8
5-Jan-22	Transact Funds Tfr To Dimech Super Fund Receipt number: 45755595 BSB: 083004 A/C: 711201	Financial	Transfers		25000		39042.8
13-Jan-22	S Bhp 649 131001992	Financial	Transfers			29085.65	68128.45
13-Jan-22	B Wow 680 131004447 Receipt number: 0798414339	Financial	Transfers		24896.32		43232.13
17-Jan-22	S Femx 5842 131129437	Financial	Transfers			41748.3	84980.43
17-Jan-22	S Rmd 562 131128652	Financial	Transfers			18736.03	103716.5
17-Jan-22	S Semi 2172 131132242	Financial	Transfers			24541.54	128258

17-Jan-22	Kkr Credit Incom S00125042104	Income	Dividends & Distributions	114.05	128372.1	
19-Jan-22	Mva Dst 001270988791	Income	Dividends & Distributions	561.6	128933.7	
24-Jan-22	B Sto 1372 131625015 Receipt number: 0802059358	Financial	Transfers	9996.44	118937.2	
24-Jan-22	Eap Dec Qtr Fs Fee Receipt number: 0802091557	Financial	Transfers	841.97	118095.2	
24-Jan-22	Eap Dec Qtr Fs Fee Receipt number: 0802091561	Financial	Transfers	1457.5	116637.7	
27-Jan-22	Transact Funds Tfr To Dimech Super Fund Receipt number: 45956468 BSB: 083004 A/C: 711201	Financial	Transfers	25000	91637.74	to nab new 1132
31-Jan-22	Macquarie CMA Interest Paid	Income	Interest		10.08	91647.82
4-Feb-22	Transact Funds Tfr To Mdfc Nab Cheque Ac Receipt number: 46057407 BSB: 083427 A/C: 51826	Financial	Transfers	70216.65	21431.17	
8-Feb-22	Mark Dimech Dsfc To Dsfmac	Financial	Transfers		35000	56431.17 From NAB new 1132
8-Feb-22	Mark Dimech Dsfc To Msfmacq	Financial	Transfers		35000	91431.17 From NAB new 1132
14-Feb-22	Kkr Credit Incom S00125042104	Income	Dividends & Distributions	114.05	91545.22	
22-Feb-22	Tcl Distribution Aui22/00904662	Income	Dividends & Distributions	175.05	91720.27	
25-Feb-22	Transact Funds Tfr To Dimech Super Fund Receipt number: 46298381 BSB: 083004 A/C: 711201	Financial	Transfers	30000	61720.27	To NAB new 1132
28-Feb-22	Macquarie CMA Interest Paid	Income	Interest		8.94	61729.21
1-Mar-22	Nab Transfer Dsfc To Dsfmac	Financial	Transfers		15000	76729.21 from NAB new 1132
4-Mar-22	Linear Admin Ser E&p Retail 775042	Financial	Transfers		1200	77929.21
7-Mar-22	Same Day Deposit Dimech Superannuation F	Financial	Transfers		33682.55	111611.8
			MDFT to DSF			
			ETL0276A U - \$			
			60,366.50 Partners Group (Guernsey)			
			WPC0155 AU - \$			
			51,150.00 Perennial			
			Total - \$111,516.			
8-Mar-22	Transact Tfr To 968499442 Mark Angelo Em Receipt number: 46418800 BSB: 182512 A/C: 0009	Financial	Transfers	50	111516.5	95.26
11-Mar-22	Kkr Credit Incom S00126290136	Income	Dividends & Distributions		114.05	209.31
18-Mar-22	S Kkc 11405 135685282	Financial	Transfers		24726.85	24936.16
18-Mar-22	S Tcl 1167 135662551	Financial	Transfers		15137.33	40073.49
18-Mar-22	B Xro 103 135715761 Receipt number: 0813814420	Financial	Transfers		209.31	39864.18
18-Mar-22	Tsf To Netx Receipt number: 0813850451	Financial	Transfers		22570.26	17293.92
18-Mar-22	B Xro 103 135715761 Receipt number: 0813864349	Financial	Transfers		9805.75	7488.17
22-Mar-22	Linear Admin Ser E&p Retail 780613	Financial	Transfers		27222.48	34710.65
23-Mar-22	Tsf Netx Receipt number: 0814662336	Financial	Transfers		30749.75	3960.9
24-Mar-22	Santos Dividend Auf22/00962568	Income	Dividends & Distributions		162.01	4122.91
28-Mar-22	Same Day Deposit Dimech Superannuation F	Financial	Transfers		11860.04	15982.95
29-Mar-22	B Xro 114 136346610 Receipt number: 0815854920	Financial	Transfers		11800.48	4182.47
31-Mar-22	Macquarie CMA Interest Paid	Income	Interest		2.87	4185.34
6-Apr-22	Csl Ltd Dividend 22aud/01038204	Income	Dividends & Distributions		72.57	4257.91
12-Apr-22	S Sto 1372 137285938	Financial	Transfers		10926.89	15184.8
12-Apr-22	S Acdc 272 137286528	Financial	Transfers		22826	38010.8
13-Apr-22	Same Day Deposit Dimech Superannuation F	Financial	Transfers		25615.42	63626.22
13-Apr-22	Wow Itm Div 001275575501	Income	Dividends & Distributions		265.2	63891.42
13-Apr-22	Ausbil Investment Receipt number: 0820889177	Financial	Transfers		60000	3891.42
19-Apr-22	Car Dividend Apr22/00815727	Income	Dividends & Distributions		202.47	4093.89
26-Apr-22	Mark Dimech Enterprises Pty Ltd Atf Dime	Financial	Transfers		8000	12093.89 From NAB new 1132
26-Apr-22	Eap Mar Qtr Fs Fee Receipt number: 0823975245	Financial	Transfers		1038.79	11055.1
26-Apr-22	Eap Mar Qtr Fs Fee Receipt number: 0823975249	Financial	Transfers		1196.77	9858.33
28-Apr-22	Evanspartner Eap Fee Refund	Financial	Transfers		2551.81	12410.14
29-Apr-22	Macquarie CMA Interest Paid	Income	Interest		0.82	12410.96
5-May-22	B Mp1 1171 138634774 Receipt number: 0826590163	Financial	Transfers		9948.79	2462.17
12-May-22	Mark Dimech Dsfc To Dsf Macq	Financial	Transfers		20000	22462.17 From NAB new 1132
13-May-22	Mark Dimech Dsfc To Dsf Macq	Financial	Transfers		20000	42462.17 From NAB new 1132
16-May-22	S Wow 680 139314823	Financial	Transfers		25464.4	67926.57
17-May-22	To Netx Receipt number: 0828828493	Financial	Transfers		8467.27	59459.3
18-May-22	B Mp1 1319 139582256 Receipt number: 0829158968	Financial	Transfers		9925.34	49533.96
23-May-22	To Netx Receipt number: 0829808644	Financial	Transfers		170.27	49363.69
27-May-22	B Shl 272 140322701 Receipt number: 0830509844	Financial	Transfers		9963.6	39400.09
31-May-22	Macquarie CMA Interest Paid	Income	Interest		4.04	39404.13
30-Jun-22	Macquarie CMA Interest Paid	Income	Interest		7.88	39412.01

GENERAL JOURNALS

NUMBER	DATE	ACCOUNT	DR	CR	DESCRIPTION
1	7/23/2021	Swyftx - Bank	20000		Transfer of cash into Swyftx to purchase cryptos
1		Mark Dimech - non concessional contribution		20000	Transfer of cash into Swyftx to purchase cryptos
2	7/23/2021	Cryptos	20000		Buy 24.939 BNB & 6128.83 ADA with \$20,000
2		Swyftx - Bank		20000	Buy 24.939 BNB & 6128.83 ADA with \$20,000
3	8/24/2021	Swyftx - Bank	41947.45		Sell 24.939 BNB & 6128.83 ADA
3		Cryptos		20000	Sell 24.939 BNB & 6128.83 ADA
3		Profit on Sale of Cryptos		21947.45	Sell 24.939 BNB & 6128.83 ADA
4	8/24/2021	Cryptos	41947.45		Purchase of 9 Ethereum
4		Swyftx - Bank		41947.45	Purchase of 9 Ethereum

Dimech Superannuation Fund 2022

Queries 2

1. Please confirm if Jasbir's portion of member balance on 30/06/2021 is entirely preserved. >> **Confirmed. This can be seen on the member information statement on page 16 of "FY2021DSF Financial Report" previously provided.**
2. We note the excel spreadsheet we received is missing cost base history for the purchase of the following share parcels. Please provide:
 - NABPH
 - WBCPJ**>>these were purchased via new offers. I have attached relevant emails and holdings history reports.**
3. Could you kindly provide us with HIN details for the NABTrade portfolio reports held in the old trustee >> **0061836560** and the new trustees name >> **0107669264**.
4. Crypto wallet – We note you provided us with crypto wallet summaries as at 17/05/2023. Please provide us with the following reports:
 - Holdings statement as at 30/06/2022 >> **Holding statements at historical dates do not exist for external wallets. It is however possible to view all current holdings in a wallet along with all transactions for each crypto coin, thus allowing Closing Balances to be calculated. In this case only 1 transaction has been processed since 30/06/2022:**
 - **BTC current balance is shown as 0.827. The one transaction since 30/6/22 is for receipt of 0.306010 on 24/7/22. Thus the balance at 30/6/22 was 0.827-0.306010=0.52099**
 - **Transaction history report or purchase and sales confirmation to provide evidence for buys and sells transaction during FY2022 >> Please see "DSF FY22 Swyftx Tax Report" for evidence of all transactions except for one transaction executed outside of Swyftx for which I have provided "Contract of Sale – Bitcoin and BCH"**
5. Swyftx account – Please note assets held in this account must be separated between the family trust, members personal names and the SMSF. Please note the auditor may have an issue with this account as assets are not separated. >> **Please note that the assets do not reside in the SwyftX account – they are held in a completely separate wallet as evidenced in the provided screen shots. The Swyftx account had zero balance on 30/6/22 as shown on page 4 of "DSF FY22 Swyftx Tax Report". I no longer use Swyftx.**
6. Please confirm if the \$20,000 deposit into the Swyftx bank account is Mark's personal concessional or non-concessional contribution. We note in your general journals it's listed as a non-concessional contribution however in the queries response it is a personal concessional contribution. >> **it is a personal concessional contribution (sorry for the confusion caused). That should take the total personal contribution to \$27,500.**
7. Please confirm which member the below "NAB Employer super error" deposit into NAB Transaction Account #1548 relates to: >>**Mark Dimech**
 - 02/12/2021 \$5.36

8. Please confirm the below cash withdrawal for Mark Dimech from the Evans & Partners account is a pension payment:
 - 04/02/2022 "TFR TO MDFT NAB CHEQUE ACC" \$70,216.65 >> No – it is a "Disability Lump Sum Payment"

9. Please provide us with copies of the off-market transfer forms for the below investments on 08/03/2022: >> I have requested this from my broker EAP
 - a. ETL0276AU - \$ 60,366.50 Partners Group (Guernsey)
 - b. WPC0155AU - \$ 51,150.00 Perennial

Section C: Contribution details

10 Personal contribution details

Is this notice varying an earlier notice?

No

Yes

If you answered 'No' complete the **Original Notice to Claim a Tax Deduction** section below.

If you answered 'Yes' complete the **Variation of previous valid notice of intent** section below.

ORIGINAL NOTICE TO CLAIM A TAX DEDUCTION

11 Financial year ended 30 June 20

12 My personal contributions to this fund in the above financial year \$

13 The amount of these personal contributions I will be claiming as a tax deduction \$

Section D: Declaration

This form has a declaration where you say the information in it is correct and complete. Please review the information before you sign the declaration. If you provide false or misleading information, or fail to take reasonable care, you may be liable to administrative penalties imposed by taxation law.

INTENTION TO CLAIM A TAX DEDUCTION

1 Complete this declaration if you have **not** previously lodged a valid notice with your super fund for these contributions.

I declare that at the time of lodging this notice:

I intend to claim the personal contributions stated as a tax deduction

I am a current member of the identified super fund

the identified super fund currently holds these contributions and has not begun to pay a superannuation income stream based in whole or part on these contributions

I have not included any of the contributions in an earlier valid notice.

I declare that I am lodging this notice at the earlier of **either**:


before the end of the day that I lodged my income tax return for the income year in which the personal contributions were made, **or**

before the end of the income year following the year in which the contribution was made.

I declare that the information given on this notice is correct and complete.

Name (Print in BLOCK LETTERS)

Signature



Date

SIGN HERE

DATE HERE

2 Send your completed notice to your super fund. **Do not send it to us.** The information on this notice is for you and your super fund. We don't collect this information; we only provide a format for you to provide the information to your super fund.

VARIATION OF PREVIOUS VALID NOTICE OF INTENT

14 Financial year ended 30 June 20

15 My personal contributions to this fund in the above financial year \$

16 The amount of these personal contributions claimed in my original notice of intent \$

17 The amount of these personal contributions I will now be claiming as a tax deduction \$

Declaration

This form has a declaration where you sign to indicate that the information in it is correct and complete. Please review the information before you sign the declaration. If you provide false or misleading information, or fail to take reasonable care, you may be liable to administrative penalties imposed by taxation law.

1 Complete this declaration if you have already lodged a valid notice with your fund for these contributions and you wish to **reduce** the amount stated in that notice.

VARIATION OF PREVIOUS VALID NOTICE OF INTENT

I declare that at the time of lodging this notice:

- I intend to claim the personal contributions stated as a tax deduction
- I am a current member of the identified super fund
- the identified super fund currently holds these contributions and has not begun to pay a superannuation income stream based in whole or part on these contributions.

- I have not yet lodged my income tax return for the relevant year and this variation notice is being lodged on or before 30 June in the financial year following the year in which the personal contributions were made, **or**
- the ATO has disallowed my claim for a deduction for the relevant year and this notice reduces the amount stated in my previous valid notice by the amount that has been disallowed.

I declare that I wish to vary my previous valid notice for these contributions by **reducing** the amount I advised in my previous notice and I confirm that either:

- I have lodged my income tax return for the year in which the contribution was made, prior to the end of the following income year, and this variation notice is being lodged before the end of the day on which the return was lodged, **or**

I declare that the information given on this notice is correct and complete.

Name (Print in BLOCK LETTERS)

[Empty box for Name]

Signature

[Empty box for Signature]

Date

[Empty box for Date]

2 Send your completed variation notice to your super fund. **Do not send it to us.** The information on this notice is for you and your super fund. We don't collect this information; we only provide a format for you to provide the information to your super fund.

[Empty box for Name]

MARK DIMICH

Signature

Date



[Empty box for Date]

Send your completed variation notice to your super fund. Do not send it to us. The information on this notice is for you and your super fund. We don't collect this information; we only provide a format for you to provide the information to your super fund.

VARIATION OF PREVIOUS VALID NOTICE OF INTENT

[Empty box for Name]

[Empty box for Signature]

[Empty box for Date]

15 My personal contributions to this fund in the above financial year

16 The amount of these personal contributions claimed in my original notice of intent

17 The amount of these personal contributions I will now be claiming as a tax deduction

Dimech Superannuation Fund Deductions Notice Letter

Mark Dimech Enterprises Pty Ltd as trustee for Dimech Superannuation Fund acknowledges that

Mark Dimech

has advised in writing in accordance with Section 290-170 of the Income Tax Assessment Act 1997 the intention to claim a tax deduction of

\$27500.00

for contributions paid in the year ended 30 June 2022. The Trustee has taken action to deduct the appropriate level of tax from the contributions claimed.



Mark Dimech

SIGN HERE

Date: 29/5/21

DATE HERE

**** IMPORTANT INFORMATION - PLEASE READ THE FOLLOWING CAREFULLY ****

If your records confirm the above amount claimed no action on your behalf is required. Retain this acknowledgement with your taxation records as it may be requested by the Australian Taxation Office to substantiate your tax deduction for Superannuation Contributions.

Otherwise: Complete the details below and return this form to the Trustee if:

1. The amount shown above is not the amount that will be claimed, or
2. The Australian Taxation Office disallows/reduces the amount you claim.

In terms of Section 290-170 of the Income Tax Assessment Act 1997 I advise that the amount I intend to claim as a tax deduction for the period 01 July 2021 to 30 June 2022 is: \$ _____

Mark Dimech

Date: / /

Section B: Super fund's details

Form fields for Superannuation Fund details including Fund name, Fund Australian business number (AFBN), Member account number, and Unique superannuation identifier (USI).

Notice of intent to claim or vary a deduction for personal super contributions

Section A: Your details

1 Tax file number (TFN)

PROVIDED

! The ATO does not collect this information provided on this form. This form is to assist you in providing details to your super fund. Your super fund is authorised to request your personal details, including your TFN, under the *Superannuation Industry (Supervision) Act 1993*, the *Income Tax Assessment Act 1997* and the *Taxation Administration Act 1953*. It is not an offence not to provide your TFN. However, if you do not provide your TFN, and your super fund doesn't already hold your TFN, they will not be permitted to accept the contribution(s) covered by this notice. For more information about your privacy please contact the entity you are providing this form to.

2 Name

Title: MR

Family name

DIMECH

First given name

MARK

Other given names

3 Date of birth

PROVIDED

4 Current postal address

UNIT 1/250 WARRANDYTE ROAD

Suburb/town/locality

RINGWOOD NORTH

State/territory

VIC

(Australia only)

Postcode

3134

(Australia only)

Country if outside of Australia

5 Daytime phone number (include area code)

Section B: Super fund's details

6 Fund name

DIMECH SUPERANNUATION FUND

7 Fund Australian business number (ABN)

12302770399

8 Member account number

DIMMAR00001A

9 Unique Superannuation Identifier (USI) (if known)

24700 - Changes in Market Values of Investments

2022 Financial Year

Preparer Shelley Lian

Reviewer Steven Lee

Status Completed

Account Code	Description	CY Balance	LY Balance	Change
24700	Changes in Market Values of Investments	\$214,476.52		100%
TOTAL		CY Balance	LY Balance	
		\$214,476.52		

Supporting Documents

- Market Movement [Report](#)
- Net Capital Gains Reconciliation [Report](#)
- RealisedCapitalGains-01072021-30062022.pdf

Standard Checklist

- Attach copies of Source Documentation (Contract Notes, Broker Statements, Chess Statements, Contracts of Sale, Managed Fund Statements etc)
- Attach copy of Market Movement report
- Attach copy of Net Capital Gains Reconciliation
- Attach copy of Realised Capital Gain Report
- Ensure all Asset Disposals have been entered
- Ensure all Market Values have been entered for June 30
- Ensure all Tax Deferred Distributions have been entered

Dimech Superannuation Fund

Market Movement Report

As at 30 June 2022

Investment	Date	Description	Unrealised				Realised			Total
			Units	Accounting Cost Movement	Market Movement	Depreciation	Balance	Consideration	Accounting Cost Base	
ACDC.AX - Global X Battery Tech & Lithium Etf										
	04/03/2022	Purchase	92.00	7,927.87	0.00	0.00	7,927.87	0.00	0.00	0.00
	07/04/2022	Disposal	(92.00)	(7,927.87)	0.00	0.00	0.00	8,033.21	7,927.87	105.34
	30/06/2022		0.00	0.00	0.00	0.00	0.00	8,033.21	7,927.87	105.34
ADA.COIN2 - Cardano										
	23/07/2021	Purchase	6,128.83	10,000.00	0.00	0.00	10,000.00	0.00	0.00	0.00
	24/08/2021	Disposal	(6,128.83)	(10,000.00)	0.00	0.00	0.00	24,711.72	10,000.00	14,711.72
	30/06/2022		0.00	0.00	0.00	0.00	0.00	24,711.72	10,000.00	14,711.72
ANZPH.AX - Australia And New Zealand Banking Group Limited										
	01/07/2021	Opening Balance	2,000.00	0.00	0.00	0.00	273,147.15	0.00	0.00	0.00
	22/07/2021	Disposal	(1,000.00)	(99,775.64)	0.00	0.00	173,371.51	106,106.19	99,775.64	6,330.55
	20/08/2021	Disposal	(977.00)	(97,318.43)	0.00	0.00	76,053.08	103,675.13	97,318.43	6,356.70
	23/08/2021	Disposal	(23.00)	(2,291.02)	0.00	0.00	73,762.06	2,437.62	2,291.02	146.60
	30/06/2022	Revaluation	0.00	0.00	(73,762.06)	0.00	0.00	0.00	0.00	0.00
	30/06/2022		0.00	(199,385.09)	(73,762.06)	0.00	0.00	212,218.94	199,385.09	12,833.85
ANZPI.AX - Australia And New Zealand Banking Group Limited										
	01/07/2021	Opening Balance	1,398.00	0.00	0.00	0.00	139,800.00	0.00	0.00	0.00
	22/07/2021	Disposal	(700.00)	(70,000.00)	0.00	0.00	69,800.00	71,076.72	70,000.00	1,076.72
	20/08/2021	Disposal	(698.00)	(69,800.00)	0.00	0.00	0.00	70,971.26	69,800.00	1,171.26
	30/06/2022		0.00	(139,800.00)	0.00	0.00	0.00	142,047.98	139,800.00	2,247.98
BCH.COIN - Bitcoin Cash										
	07/09/2021	Purchase	7.38	7,799.37	0.00	0.00	7,799.37	0.00	0.00	0.00
	30/06/2022	Revaluation	0.00	0.00	(6,752.28)	0.00	1,047.09	0.00	0.00	0.00
	30/06/2022		7.38	7,799.37	(6,752.28)	0.00	1,047.09	0.00	0.00	0.00
BNB.COIN1 - Binance Coin										
	23/07/2021	Purchase	24.94	10,000.00	0.00	0.00	10,000.00	0.00	0.00	0.00
	24/08/2021	Disposal	(24.94)	(10,000.00)	0.00	0.00	0.00	17,235.73	10,000.00	7,235.73
	30/06/2022		0.00	0.00	0.00	0.00	0.00	17,235.73	10,000.00	7,235.73
BTC.COIN9 - Bitcoin										
	03/09/2021	Purchase	0.30	20,000.00	0.00	0.00	20,000.00	0.00	0.00	0.00
	06/09/2021	Disposal	(0.30)	(20,000.00)	0.00	0.00	0.00	20,426.23	20,000.00	426.23
	07/09/2021	Purchase	0.52	35,749.35	0.00	0.00	35,749.35	0.00	0.00	0.00
	30/06/2022	Revaluation	0.00	0.00	(21,519.13)	0.00	14,230.22	0.00	0.00	0.00

Dimech Superannuation Fund

Market Movement Report

As at 30 June 2022

Investment	Date	Description	Unrealised				Realised			Total
			Units	Accounting Cost Movement	Market Movement	Depreciation	Balance	Consideration	Accounting Cost Base	
	30/06/2022		0.52	35,749.35	(21,519.13)	0.00	14,230.22	20,426.23	20,000.00	426.23
ETH.COIN6 - Ethereum										
	24/08/2021	Purchase	9.00	41,947.45	0.00	0.00	41,947.45	0.00	0.00	0.00
	30/06/2022	Revaluation	0.00	0.00	(28,806.92)	0.00	13,140.53	0.00	0.00	0.00
	30/06/2022		9.00	41,947.45	(28,806.92)	0.00	13,140.53	0.00	0.00	0.00
ETPMAG.AX - Global X Metal Securities Australia Limited										
	13/10/2021	Purchase	859.00	24,993.13	0.00	0.00	24,993.13	0.00	0.00	0.00
	01/12/2021	Disposal	(859.00)	(24,993.13)	0.00	0.00	0.00	25,890.26	24,993.13	897.13
	01/12/2021	Purchase	859.00	25,890.26	0.00	0.00	25,890.26	0.00	0.00	0.00
	20/04/2022	Disposal	(859.00)	(25,890.26)	0.00	0.00	0.00	27,680.58	25,890.26	1,790.32
	30/06/2022		0.00	0.00	0.00	0.00	0.00	53,570.84	50,883.39	2,687.45
MQGPD.AX - Macquarie Group Limited										
	01/07/2021	Opening Balance	1,000.00	0.00	0.00	0.00	107,710.00	0.00	0.00	0.00
	20/08/2021	Disposal	(1,000.00)	(105,325.73)	0.00	0.00	2,384.27	106,682.84	105,325.73	1,357.11
	30/06/2022	Revaluation	0.00	0.00	(2,384.27)	0.00	0.00	0.00	0.00	0.00
	30/06/2022		0.00	(105,325.73)	(2,384.27)	0.00	0.00	106,682.84	105,325.73	1,357.11
NABPD.AX - National Australia Bank Limited										
	01/07/2021	Opening Balance	2,000.00	0.00	0.00	0.00	207,000.00	0.00	0.00	0.00
	20/07/2021	Disposal	(2,000.00)	(203,573.69)	0.00	0.00	3,426.31	205,973.18	203,573.69	2,399.49
	30/06/2022	Revaluation	0.00	0.00	(3,426.31)	0.00	0.00	0.00	0.00	0.00
	30/06/2022		0.00	(203,573.69)	(3,426.31)	0.00	0.00	205,973.18	203,573.69	2,399.49
NABPH.AX - National Australia Bank Limited										
	01/07/2021	Opening Balance	2,000.00	0.00	0.00	0.00	210,000.00	0.00	0.00	0.00
	10/08/2021	Disposal	(400.00)	(40,000.00)	0.00	0.00	170,000.00	41,933.82	40,000.00	1,933.82
	10/08/2021	Disposal	(600.00)	(60,000.00)	0.00	0.00	110,000.00	62,888.74	60,000.00	2,888.74
	20/08/2021	Disposal	(1,000.00)	(100,000.00)	0.00	0.00	10,000.00	104,729.50	100,000.00	4,729.50
	30/06/2022	Revaluation	0.00	0.00	(10,000.00)	0.00	0.00	0.00	0.00	0.00
	30/06/2022		0.00	(200,000.00)	(10,000.00)	0.00	0.00	209,552.06	200,000.00	9,552.06

Dimech Superannuation Fund

Market Movement Report

As at 30 June 2022

Investment	Date	Description	Unrealised				Realised			Total
			Units	Accounting Cost Movement	Market Movement	Depreciation	Balance	Consideration	Accounting Cost Base	
PLS.AX - Pilbara Minerals Limited										
	23/03/2022	Purchase	1,718.00	5,014.33	0.00	0.00	5,014.33	0.00	0.00	0.00
	07/04/2022	Purchase	2,758.00	9,998.91	0.00	0.00	15,013.24	0.00	0.00	0.00
	30/06/2022	Revaluation	0.00	0.00	(4,763.20)	0.00	10,250.04	0.00	0.00	0.00
	30/06/2022		4,476.00	15,013.24	(4,763.20)	0.00	10,250.04	0.00	0.00	0.00
PMGOLD.AX - Gold Corporation										
	01/07/2021	Opening Balance	4,769.00	0.00	0.00	0.00	111,651.11	0.00	0.00	0.00
	25/08/2021	Disposal	(4,769.00)	(118,332.11)	0.00	0.00	(6,681.00)	118,617.47	118,332.11	285.36
	07/09/2021	Purchase	5,559.00	136,983.81	0.00	0.00	130,302.81	0.00	0.00	0.00
	01/12/2021	Disposal	(5,559.00)	(136,983.81)	0.00	0.00	(6,681.00)	139,197.36	136,983.81	2,213.55
	01/12/2021	Purchase	5,559.00	139,197.36	0.00	0.00	132,516.36	0.00	0.00	0.00
	21/12/2021	Disposal	(5,559.00)	(139,197.36)	0.00	0.00	(6,681.00)	0.00	139,197.36	(139,197.36)
	30/06/2022	Revaluation	0.00	0.00	6,681.00	0.00	0.00	0.00	0.00	0.00
	30/06/2022		0.00	(118,332.11)	6,681.00	0.00	0.00	257,814.83	394,513.28	(136,698.45)
QAU.AX - Betashares Gold Bullion Etf - Currency Hedged										
	01/07/2021	Opening Balance	7,705.00	0.00	0.00	0.00	127,825.95	0.00	0.00	0.00
	25/08/2021	Disposal	(7,705.00)	(134,538.28)	0.00	0.00	(6,712.33)	122,374.74	134,538.28	(12,163.54)
	19/10/2021	Purchase	8,448.00	134,661.12	0.00	0.00	127,948.79	0.00	0.00	0.00
	01/12/2021	Disposal	(8,448.00)	(134,661.12)	0.00	0.00	(6,712.33)	134,407.68	134,661.12	(253.44)
	01/12/2021	Purchase	8,448.00	134,407.68	0.00	0.00	127,695.35	0.00	0.00	0.00
	04/02/2022	Disposal	(4,395.00)	(69,924.45)	0.00	0.00	57,770.90	70,000.27	69,924.45	75.82
	11/05/2022	Disposal	(4,053.00)	(64,483.23)	0.00	0.00	(6,712.33)	66,942.50	64,483.23	2,459.27
	30/06/2022	Revaluation	0.00	0.00	6,712.33	0.00	0.00	0.00	0.00	0.00
	30/06/2022		0.00	(134,538.28)	6,712.33	0.00	0.00	393,725.19	403,607.08	(9,881.89)
SHSADIMEPP.AX - Evan & Partners Portfolio										
	20/07/2021	Purchase	1.00	100,000.00	0.00	0.00	100,000.00	0.00	0.00	0.00
	21/07/2021	Instalment	0.00	100,000.00	0.00	0.00	200,000.00	0.00	0.00	0.00
	22/07/2021	Instalment	0.00	100,000.00	0.00	0.00	300,000.00	0.00	0.00	0.00
	23/07/2021	Instalment	0.00	100,000.00	0.00	0.00	400,000.00	0.00	0.00	0.00
	27/07/2021	Instalment	0.00	30,000.00	0.00	0.00	430,000.00	0.00	0.00	0.00
	10/08/2021	Instalment	0.00	100,000.00	0.00	0.00	530,000.00	0.00	0.00	0.00
	18/08/2021	Instalment	0.00	100,000.00	0.00	0.00	630,000.00	0.00	0.00	0.00
	30/08/2021	Instalment	0.00	100,000.00	0.00	0.00	730,000.00	0.00	0.00	0.00
	07/09/2021	Instalment	0.00	56,451.28	0.00	0.00	786,451.28	0.00	0.00	0.00

Dimech Superannuation Fund

Market Movement Report

As at 30 June 2022

Investment	Date	Description	Unrealised				Realised			Total
			Units	Accounting Cost Movement	Market Movement	Depreciation	Balance	Consideration	Accounting Cost Base	
	07/09/2021	Return Of Capital	0.00	(136,983.81)	0.00	0.00	649,467.47			
	13/10/2021	Return Of Capital	0.00	(24,993.13)	0.00	0.00	624,474.34			
	18/10/2021	Instalment	0.00	35,000.00	0.00	0.00	659,474.34	0.00	0.00	0.00
	19/10/2021	Instalment	0.00	40,000.00	0.00	0.00	699,474.34	0.00	0.00	0.00
	19/10/2021	Return Of Capital	0.00	(134,661.12)	0.00	0.00	564,813.22			
	09/11/2021	Return Of Capital	0.00	(1,970.00)	0.00	0.00	562,843.22			
	26/11/2021	Instalment	0.00	40,000.00	0.00	0.00	602,843.22	0.00	0.00	0.00
	26/11/2021	Instalment	0.00	40,000.00	0.00	0.00	642,843.22	0.00	0.00	0.00
	13/12/2021	Return Of Capital	0.00	(25,000.00)	0.00	0.00	617,843.22			
	05/01/2022	Return Of Capital	0.00	(25,000.00)	0.00	0.00	592,843.22			
	27/01/2022	Return Of Capital	0.00	(25,000.00)	0.00	0.00	567,843.22			
	04/02/2022	Return Of Capital	0.00	(70,216.65)	0.00	0.00	497,626.57			
	08/02/2022	Instalment	0.00	35,000.00	0.00	0.00	532,626.57	0.00	0.00	0.00
	08/02/2022	Instalment	0.00	35,000.00	0.00	0.00	567,626.57	0.00	0.00	0.00
	25/02/2022	Return Of Capital	0.00	(30,000.00)	0.00	0.00	537,626.57			
	01/03/2022	Instalment	0.00	15,000.00	0.00	0.00	552,626.57	0.00	0.00	0.00
	08/03/2022	Return Of Capital	0.00	(111,516.50)	0.00	0.00	441,110.07			
	08/03/2022	Instalment	0.00	111,516.50	0.00	0.00	552,626.57	0.00	0.00	0.00
	26/04/2022	Instalment	0.00	8,000.00	0.00	0.00	560,626.57	0.00	0.00	0.00
	28/04/2022	Instalment	0.00	2,551.81	0.00	0.00	563,178.38	0.00	0.00	0.00
	12/05/2022	Instalment	0.00	20,000.00	0.00	0.00	583,178.38	0.00	0.00	0.00
	13/05/2022	Instalment	0.00	20,000.00	0.00	0.00	603,178.38	0.00	0.00	0.00
	30/06/2022	Revaluation	0.00	0.00	4,365.19	0.00	607,543.57	0.00	0.00	0.00
	30/06/2022	Revaluation	0.00	0.00	(114,932.85)	0.00	492,610.72	0.00	0.00	0.00
	30/06/2022		1.00	603,178.38	(110,567.66)	0.00	492,610.72	0.00	0.00	0.00
SHSADIMESILPA - Silver										
	01/07/2021	Opening Balance	2,125.99	0.00	0.00	0.00	114,339.15	0.00	0.00	0.00
	11/05/2022	Disposal	(485.20)	(7,987.97)	0.00	0.00	106,351.18	15,228.46	7,987.97	7,240.49
	11/05/2022	Writeback	0.00	0.00	(18,106.95)	0.00	88,244.23	0.00	0.00	0.00
	11/05/2022	Disposal	(1,640.79)	(27,012.63)	0.00	0.00	61,231.60	51,497.51	27,012.63	24,484.88
	11/05/2022	Writeback	0.00	0.00	(61,231.60)	0.00	0.00	0.00	0.00	0.00
	30/06/2022		0.00	(35,000.60)	(79,338.55)	0.00	0.00	66,725.97	35,000.60	31,725.37

Dimech Superannuation Fund

Market Movement Report

As at 30 June 2022

Investment	Date	Description	Unrealised				Realised			Total
			Units	Accounting Cost Movement	Market Movement	Depreciation	Balance	Consideration	Accounting Cost Base	
SHSADIMEUNALLOGGOLD - Gold - Unallocated										
	01/07/2021	Opening Balance	38.90	0.00	0.00	0.00	49,999.02	0.00	0.00	0.00
	21/12/2021	Purchase	55.59	0.00	0.00	0.00	49,999.02	0.00	0.00	0.00
	11/05/2022	Purchase	24.85	66,724.13	0.00	0.00	116,723.15	0.00	0.00	0.00
	30/06/2022	Revaluation	0.00	0.00	197,610.30	0.00	314,333.45	0.00	0.00	0.00
	30/06/2022		119.34	66,724.13	197,610.30	0.00	314,333.45	0.00	0.00	0.00
STW.AX - Spdr S&p/asx 200 Fund										
	01/07/2021	Opening Balance	2,000.00	0.00	0.00	0.00	135,580.00	0.00	0.00	0.00
	20/08/2021	Disposal	(2,000.00)	(107,778.43)	0.00	0.00	27,801.57	139,626.24	107,778.43	31,847.81
	30/06/2022	Revaluation	0.00	0.00	(27,801.57)	0.00	0.00	0.00	0.00	0.00
	30/06/2022		0.00	(107,778.43)	(27,801.57)	0.00	0.00	139,626.24	107,778.43	31,847.81
URNM.ARCX - Sprott Funds Trust. - Sprott Uranium Miners ETF										
	15/12/2021	Purchase	236.00	24,923.87	0.00	0.00	24,923.87	0.00	0.00	0.00
	07/01/2022	Purchase	226.00	24,919.81	0.00	0.00	49,843.68	0.00	0.00	0.00
	31/01/2022	Purchase	278.00	24,894.59	0.00	0.00	74,738.27	0.00	0.00	0.00
	22/04/2022	Purchase	200.00	24,231.31	0.00	0.00	98,969.58	0.00	0.00	0.00
	02/06/2022	Purchase	104.00	9,935.48	0.00	0.00	108,905.06	0.00	0.00	0.00
	30/06/2022	Revaluation	0.00	0.00	(22,311.73)	0.00	86,593.33	0.00	0.00	0.00
	30/06/2022		1,044.00	108,905.06	(22,311.73)	0.00	86,593.33	0.00	0.00	0.00
WBCPJ.AX - Westpac Banking Corporation										
	01/07/2021	Opening Balance	2,000.00	0.00	0.00	0.00	209,000.00	0.00	0.00	0.00
	10/08/2021	Disposal	(1,000.00)	(100,000.00)	0.00	0.00	109,000.00	104,380.75	100,000.00	4,380.75
	20/08/2021	Disposal	(1,000.00)	(100,000.00)	0.00	0.00	9,000.00	104,388.17	100,000.00	4,388.17
	30/06/2022	Revaluation	0.00	0.00	(9,000.00)	0.00	0.00	0.00	0.00	0.00
	30/06/2022		0.00	(200,000.00)	(9,000.00)	0.00	0.00	208,768.92	200,000.00	8,768.92
Total Market Movement					(189,430.05)				(20,681.28)	(210,111.33)

Dimech Superannuation Fund

Capital Gains Reconciliation Report

For The Period 01 July 2021 - 30 June 2022

	Total	Discounted	Indexed	Other	Notional
Losses available to offset					
Current year capital losses	184,389.98				
Current year capital losses - Collectables	0.00				
Total Losses Available	184,389.98				
Total Losses Available - Collectables	0.00				
Capital Gains					
Capital gains from disposal of assets	138,099.16	50,196.59	0.00	87,902.58	0.00
Capital gains from disposal of assets - Collectables	0.00	0.00	0.00	0.00	0.00
Capital gains from trust distributions	34,817.57	13,246.21	0.00	21,571.36	0.00
Capital Gains Before Losses applied	172,916.73	63,442.80	0.00	109,473.94	0.00
Losses and discount applied					
Losses applied	172,916.73	63,442.80	0.00	109,473.94	0.00
Losses applied - Collectables	0.00	0.00	0.00	0.00	0.00
Capital gains after losses applied	0.00	0.00	0.00	0.00	0.00
Capital gains after losses applied - Collectables	0.00	0.00	0.00	0.00	0.00
CGT Discount applied	0.00				
CGT Discount applied - Collectables	0.00				
Net Capital Gain					
Net capital gain	0.00				
Net capital gain - Collectables	0.00				
Total Net Capital Gain (11A)	0.00				

Dimech Superannuation Fund
Capital Gains Reconciliation Report

For The Period 01 July 2021 - 30 June 2022

	Total	Discounted	Indexed	Other	Notional
Net Capital Losses Carried Forward to later income					
Net Capital Losses Carried Forward to later income years	11,473.25				
Net Capital Losses Carried Forward to later income years - Collectables	0.00				
Total Net Capital Losses Carried Forward to later income years (14V)	11,473.25				

Note

Refer to Realised Gains Report for details of Disposals at a Security level

Refer to Distribution Reconciliation Report for Trust Distribution details at a Security level

Dimech Superannuation Fund

Realised Capital Gains Report

For The Period 01 July 2021 - 30 June 2022

Investment		Accounting Treatment				Tax Treatment						
Purchase Contract Date	Disposal Contract Date	Units	Cost	Proceeds	Accounting Profit/(Loss)	Adjusted Cost Base	Reduced Cost Base	Indexed Cost Base	Indexed Gains	Discounted Gains (Gross)	Other Gains	Capital Loss
Cryptocurrency												
ADA.COIN2 - Cardano												
23/07/2021	24/08/2021	6,128.83	10,000.00	24,711.72	14,711.72	10,000.00	10,000.00	0.00	0.00	0.00	14,711.72	0.00
		6,128.83	10,000.00	24,711.72	14,711.72	10,000.00	10,000.00	0.00	0.00	0.00	14,711.72	0.00
BNB.COIN1 - Binance Coin												
23/07/2021	24/08/2021	24.94	10,000.00	17,235.73	7,235.73	10,000.00	10,000.00	0.00	0.00	0.00	7,235.73	0.00
		24.94	10,000.00	17,235.73	7,235.73	10,000.00	10,000.00	0.00	0.00	0.00	7,235.73	0.00
BTC.COIN9 - Bitcoin												
03/09/2021	06/09/2021	0.30	20,000.00	20,426.23	426.23	20,000.00	20,000.00	0.00	0.00	0.00	426.23	0.00
		0.30	20,000.00	20,426.23	426.23	20,000.00	20,000.00	0.00	0.00	0.00	426.23	0.00
		6,154.07	40,000.00	62,373.68	22,373.68	40,000.00	40,000.00	0.00	0.00	0.00	22,373.68	0.00
Managed Investments (Australian)												
SHSADIMEEPP.AX - Evan & Partners Portfolio												
		0.00	0.00	0.00	0.00	0.00	0.00	0.00	0.00	4,019.08	106.49	0.00
		0.00	0.00	0.00	0.00	0.00	0.00	0.00	0.00	4,019.08	106.49	0.00
		0.00	0.00	0.00	0.00	0.00	0.00	0.00	0.00	9,227.13	21,464.87	(32,291.92)
		0.00	0.00	0.00	0.00	0.00	0.00	0.00	0.00	9,227.13	21,464.87	(32,291.92)
		0.00	0.00	0.00	0.00	0.00	0.00	0.00	0.00	13,246.21	21,571.36	(32,291.92)
Other Assets												
SHSADIMESILPA - Silver												
30/06/2021	11/05/2022	485.20	7,987.97	15,228.46	7,240.49	7,987.97	7,987.97	0.00	0.00	0.00	7,240.49	0.00

Dimech Superannuation Fund

Realised Capital Gains Report

For The Period 01 July 2021 - 30 June 2022

Investment		Accounting Treatment				Tax Treatment						
Purchase Contract Date	Disposal Contract Date	Units	Cost	Proceeds	Accounting Profit/(Loss)	Adjusted Cost Base	Reduced Cost Base	Indexed Cost Base	Indexed Gains	Discounted Gains (Gross)	Other Gains	Capital Loss
Other Assets												
		485.20	7,987.97	15,228.46	7,240.49	7,987.97	7,987.97	0.00	0.00	0.00	7,240.49	0.00
30/06/2021	11/05/2022	1,640.79	27,012.63	51,497.51	24,484.88	27,012.63	27,012.63	0.00	0.00	0.00	24,484.88	0.00
		1,640.79	27,012.63	51,497.51	24,484.88	27,012.63	27,012.63	0.00	0.00	0.00	24,484.88	0.00
		2,125.99	35,000.60	66,725.97	31,725.37	35,000.60	35,000.60	0.00	0.00	0.00	31,725.37	0.00
Shares in Listed Companies (Australian)												
ANZPH.AX - Australia And New Zealand Banking Group Limited												
28/05/2020	22/07/2021	115.00	11,478.12	12,202.21	724.09	11,478.12	11,478.12	0.00	0.00	724.09	0.00	0.00
27/05/2020	22/07/2021	715.00	71,362.57	75,865.93	4,503.36	71,362.57	71,362.57	0.00	0.00	4,503.36	0.00	0.00
26/05/2020	22/07/2021	170.00	16,934.95	18,038.05	1,103.10	16,934.95	16,934.95	0.00	0.00	1,103.10	0.00	0.00
		1,000.00	99,775.64	106,106.19	6,330.55	99,775.64	99,775.64	0.00	0.00	6,330.55	0.00	0.00
20/05/2020	20/08/2021	767.00	76,400.45	81,390.81	4,990.36	76,400.45	76,400.45	0.00	0.00	4,990.36	0.00	0.00
19/05/2020	20/08/2021	210.00	20,917.98	22,284.32	1,366.33	20,917.98	20,917.98	0.00	0.00	1,366.33	0.00	0.00
		977.00	97,318.43	103,675.13	6,356.69	97,318.43	97,318.43	0.00	0.00	6,356.69	0.00	0.00
19/05/2020	23/08/2021	23.00	2,291.02	2,437.62	146.60	2,291.02	2,291.02	0.00	0.00	146.60	0.00	0.00
		23.00	2,291.02	2,437.62	146.60	2,291.02	2,291.02	0.00	0.00	146.60	0.00	0.00
ANZPI.AX - Australia And New Zealand Banking Group Limited												
30/06/2021	22/07/2021	700.00	70,000.00	71,076.72	1,076.72	70,000.00	70,000.00	0.00	0.00	0.00	1,076.72	0.00
		700.00	70,000.00	71,076.72	1,076.72	70,000.00	70,000.00	0.00	0.00	0.00	1,076.72	0.00
30/06/2021	20/08/2021	698.00	69,800.00	70,971.26	1,171.26	69,800.00	69,800.00	0.00	0.00	0.00	1,171.26	0.00
		698.00	69,800.00	70,971.26	1,171.26	69,800.00	69,800.00	0.00	0.00	0.00	1,171.26	0.00

Dimech Superannuation Fund

Realised Capital Gains Report

For The Period 01 July 2021 - 30 June 2022

Investment		Accounting Treatment				Tax Treatment						
Purchase Contract Date	Disposal Contract Date	Units	Cost	Proceeds	Accounting Profit/(Loss)	Adjusted Cost Base	Reduced Cost Base	Indexed Cost Base	Indexed Gains	Discounted Gains (Gross)	Other Gains	Capital Loss
Shares in Listed Companies (Australian)												
ETPMAG.AX - Global X Metal Securities Australia Limited												
13/10/2021	01/12/2021	859.00	24,993.13	25,890.26	897.13	24,993.13	24,993.13	0.00	0.00	0.00	897.13	0.00
		859.00	24,993.13	25,890.26	897.13	24,993.13	24,993.13	0.00	0.00	0.00	897.13	0.00
01/12/2021	20/04/2022	859.00	25,890.26	27,680.58	1,790.32	25,890.26	25,890.26	0.00	0.00	0.00	1,790.32	0.00
		859.00	25,890.26	27,680.58	1,790.32	25,890.26	25,890.26	0.00	0.00	0.00	1,790.32	0.00
MQGPD.AX - Macquarie Group Limited												
07/01/2021	20/08/2021	647.00	68,145.75	69,023.80	878.05	68,145.75	68,145.75	0.00	0.00	0.00	878.05	0.00
06/01/2021	20/08/2021	353.00	37,179.98	37,659.04	479.06	37,179.98	37,179.98	0.00	0.00	0.00	479.06	0.00
		1,000.00	105,325.73	106,682.84	1,357.11	105,325.73	105,325.73	0.00	0.00	0.00	1,357.11	0.00
NABPD.AX - National Australia Bank Limited												
26/05/2020	20/07/2021	1,000.00	102,462.59	102,986.59	524.00	102,462.59	102,462.59	0.00	0.00	524.00	0.00	0.00
29/04/2020	20/07/2021	1,000.00	101,111.10	102,986.59	1,875.49	101,111.10	101,111.10	0.00	0.00	1,875.49	0.00	0.00
		2,000.00	203,573.69	205,973.18	2,399.49	203,573.69	203,573.69	0.00	0.00	2,399.49	0.00	0.00
NABPH.AX - National Australia Bank Limited												
17/12/2020	10/08/2021	400.00	40,000.00	41,933.82	1,933.82	40,000.00	40,000.00	0.00	0.00	0.00	1,933.82	0.00
		400.00	40,000.00	41,933.82	1,933.82	40,000.00	40,000.00	0.00	0.00	0.00	1,933.82	0.00
17/12/2020	10/08/2021	600.00	60,000.00	62,888.74	2,888.74	60,000.00	60,000.00	0.00	0.00	0.00	2,888.74	0.00
		600.00	60,000.00	62,888.74	2,888.74	60,000.00	60,000.00	0.00	0.00	0.00	2,888.74	0.00
17/12/2020	20/08/2021	1,000.00	100,000.00	104,729.50	4,729.50	100,000.00	100,000.00	0.00	0.00	0.00	4,729.50	0.00
		1,000.00	100,000.00	104,729.50	4,729.50	100,000.00	100,000.00	0.00	0.00	0.00	4,729.50	0.00

Dimech Superannuation Fund

Realised Capital Gains Report

For The Period 01 July 2021 - 30 June 2022

Investment		Accounting Treatment				Tax Treatment						
Purchase Contract Date	Disposal Contract Date	Units	Cost	Proceeds	Accounting Profit/(Loss)	Adjusted Cost Base	Reduced Cost Base	Indexed Cost Base	Indexed Gains	Discounted Gains (Gross)	Other Gains	Capital Loss
Shares in Listed Companies (Australian)												
PMGOLD.AX - Gold Corporation												
30/06/2021	25/08/2021	578.00	14,990.15	14,376.37	(613.78)	14,990.15	14,990.15	0.00	0.00	0.00	0.00	(613.78)
28/05/2020	25/08/2021	2,099.00	54,423.90	52,207.61	(2,216.29)	54,423.90	54,423.90	0.00	0.00	0.00	0.00	(2,216.29)
13/02/2020	25/08/2021	2,000.00	46,751.37	49,745.22	2,993.85	46,751.37	46,751.37	0.00	0.00	2,993.85	0.00	0.00
10/02/2020	25/08/2021	92.00	2,166.69	2,288.28	121.59	2,166.69	2,166.69	0.00	0.00	121.59	0.00	0.00
		4,769.00	118,332.11	118,617.48	285.37	118,332.11	118,332.11	0.00	0.00	3,115.44	0.00	(2,830.07)
07/09/2021	01/12/2021	5,559.00	136,983.81	139,197.36	2,213.55	136,983.81	136,983.81	0.00	0.00	0.00	2,213.55	0.00
		5,559.00	136,983.81	139,197.36	2,213.55	136,983.81	136,983.81	0.00	0.00	0.00	2,213.55	0.00
01/12/2021	21/12/2021	5,559.00	139,197.36	0.00	(139,197.36)	139,197.36	139,197.36	0.00	0.00	0.00	0.00	(139,197.36)
		5,559.00	139,197.36	0.00	(139,197.36)	139,197.36	139,197.36	0.00	0.00	0.00	0.00	(139,197.36)
WBCPJ.AX - Westpac Banking Corporation												
04/12/2020	10/08/2021	1,000.00	100,000.00	104,380.75	4,380.75	100,000.00	100,000.00	0.00	0.00	0.00	4,380.75	0.00
		1,000.00	100,000.00	104,380.75	4,380.75	100,000.00	100,000.00	0.00	0.00	0.00	4,380.75	0.00
04/12/2020	20/08/2021	1,000.00	100,000.00	104,388.17	4,388.17	100,000.00	100,000.00	0.00	0.00	0.00	4,388.17	0.00
		1,000.00	100,000.00	104,388.17	4,388.17	100,000.00	100,000.00	0.00	0.00	0.00	4,388.17	0.00
		28,003.00	1,493,481.18	1,396,629.60	(96,851.59)	1,493,481.18	1,493,481.18	0.00	0.00	18,348.77	26,827.07	(142,027.43)
Units in Listed Unit Trusts (Australian)												
ACDC.AX - Global X Battery Tech & Lithium Etf												
04/03/2022	07/04/2022	92.00	7,927.87	8,033.21	105.34	7,927.87	7,927.87	0.00	0.00	0.00	105.34	0.00
		92.00	7,927.87	8,033.21	105.34	7,927.87	7,927.87	0.00	0.00	0.00	105.34	0.00

Dimech Superannuation Fund

Realised Capital Gains Report

For The Period 01 July 2021 - 30 June 2022

Investment		Accounting Treatment				Tax Treatment						
Purchase Contract Date	Disposal Contract Date	Units	Cost	Proceeds	Accounting Profit/(Loss)	Adjusted Cost Base	Reduced Cost Base	Indexed Cost Base	Indexed Gains	Discounted Gains (Gross)	Other Gains	Capital Loss
Units in Listed Unit Trusts (Australian)												
QAU.AX - Betashares Gold Bullion Etf - Currency Hedged												
21/04/2021	25/08/2021	4,990.00	84,173.99	79,253.73	(4,920.26)	82,818.55	82,818.55	0.00	0.00	0.00	0.00	(3,564.83)
06/01/2021	25/08/2021	2,715.00	50,364.29	43,121.01	(7,243.28)	49,626.81	49,626.81	0.00	0.00	0.00	0.00	(6,505.80)
		7,705.00	134,538.28	122,374.74	(12,163.54)	132,445.36	132,445.36	0.00	0.00	0.00	0.00	(10,070.63)
19/10/2021	01/12/2021	8,448.00	134,661.12	134,407.68	(253.44)	132,366.39	132,366.39	0.00	0.00	0.00	2,041.29	0.00
		8,448.00	134,661.12	134,407.68	(253.44)	132,366.39	132,366.39	0.00	0.00	0.00	2,041.29	0.00
01/12/2021	04/02/2022	4,395.00	69,924.45	70,000.27	75.82	68,730.63	68,730.63	0.00	0.00	0.00	1,269.64	0.00
		4,395.00	69,924.45	70,000.27	75.82	68,730.63	68,730.63	0.00	0.00	0.00	1,269.64	0.00
01/12/2021	11/05/2022	4,053.00	64,483.23	66,942.50	2,459.27	63,382.31	63,382.31	0.00	0.00	0.00	3,560.19	0.00
		4,053.00	64,483.23	66,942.50	2,459.27	63,382.31	63,382.31	0.00	0.00	0.00	3,560.19	0.00
STW.AX - Spdr S&p/asx 200 Fund												
29/05/2020	20/08/2021	2,000.00	107,778.43	139,626.24	31,847.81	107,778.43	107,778.43	0.00	0.00	31,847.81	0.00	0.00
		2,000.00	107,778.43	139,626.24	31,847.81	107,778.43	107,778.43	0.00	0.00	31,847.81	0.00	0.00
		26,693.00	519,313.38	541,384.64	22,071.26	512,630.99	512,630.99	0.00	0.00	31,847.81	6,976.46	(10,070.63)
		62,976.05	2,087,795.16	2,067,113.89	(20,681.28)	2,081,112.77	2,081,112.77	0.00	0.00	63,442.79	109,473.94	(184,389.98)

24800 - Changes in Market Values of Other Assets

2022 Financial Year

Preparer Shelley Lian

Reviewer Steven Lee

Status Completed

Account Code	Description	CY Balance	LY Balance	Change
24800	Changes in Market Values of Other Assets	(\$60,200.00)		100%
TOTAL		CY Balance	LY Balance	
		(\$60,200.00)		

Supporting Documents

- General Ledger [Report](#)

Standard Checklist

- Attach all supporting Documentation
- Has the Fund received any non-arm's length income? If so, it may be taxed at 47%

Dimech Superannuation Fund

General Ledger

As at 30 June 2022

Transaction Date	Description	Units	Debit	Credit	Balance \$
Changes in Market Values of Other Assets (24800)					
<u>Changes in Market Values of Other Assets (24800)</u>					
09/07/2021	FUNDS TRANSFER - ANZ REFUND CNJ21/00800184			60,200.00	60,200.00 CR
22/08/2021				35,000.00	95,200.00 CR
30/06/2022			35,000.00		60,200.00 CR
			35,000.00	95,200.00	60,200.00 CR

Total Debits: 35,000.00

Total Credits: 95,200.00

25000 - Interest Received

2022 Financial Year

Preparer Shelley Lian

Reviewer Steven Lee

Status Completed

Account Code	Description	CY Balance	LY Balance	Change
NAB301629851	NabTrade Acc 9851	(\$8.31)		100%
NAB305244673	NabTrade Acc 4673	(\$1.89)		100%
SHSADIMEEPP. AX	Evan & Partners Portfolio	(\$90.49)		100%
TOTAL			LY Balance	
		(\$100.69)		

Supporting Documents

- Interest Reconciliation Report [Report](#)

Standard Checklist

- Attach Interest Reconciliation Report
- Ensure all interest has been recorded from Bank Statements
- Review Statements to ensure all TFN withheld has been input

Dimech Superannuation Fund

Interest Reconciliation Report

For The Period 01 July 2021 - 30 June 2022

Date	Payment Amount	Gross Interest	TFN Withheld	Foreign Income	Foreign Credits
Bank Accounts					
NAB301629851 NabTrade Acc 9851					
30/07/2021	1.50	1.50			
31/08/2021	5.83	5.83			
30/09/2021	0.98	0.98			
	8.31	8.31			
NAB305244673 NabTrade Acc 4673					
31/12/2021	0.03	0.03			
31/01/2022	0.07	0.07			
28/02/2022	0.48	0.48			
31/03/2022	0.23	0.23			
29/04/2022	0.19	0.19			
31/05/2022	0.47	0.47			
30/06/2022	0.42	0.42			
	1.89	1.89			
	10.20	10.20			
Managed Investments (Australian)					
SHSADIMEEPP.AX Evan & Partners Portfolio					
30/06/2022	90.49	90.49			
	90.49	90.49			
	90.49	90.49			

Dimech Superannuation Fund
Interest Reconciliation Report

For The Period 01 July 2021 - 30 June 2022

Date	Payment Amount	Gross Interest	TFN Withheld	Foreign Income	Foreign Credits
TOTAL	100.69	100.69			

Tax Return Reconciliation

	Totals	Tax Return Label
Gross Interest	100.69	11C

30100 - Accountancy Fees

2022 Financial Year

Preparer Shelley Lian

Reviewer Steven Lee

Status Completed

Account Code	Description	CY Balance	LY Balance	Change
30100	Accountancy Fees	\$5,540.00		100%
TOTAL		CY Balance	LY Balance	
		\$5,540.00		

Supporting Documents

- General Ledger [Report](#)
- DSF Accounting Invoice FY2022.pdf
- DSF MW Invoice - MDE Setup.pdf

Standard Checklist

- Attach all source documentation
- Ensure all Transactions have been entered

Dimech Superannuation Fund

General Ledger

As at 30 June 2022

Transaction Date	Description	Units	Debit	Credit	Balance \$
Accountancy Fees (30100)					
<u>Accountancy Fees (30100)</u>					
15/11/2021	INTERNET TRANSFER MW INV21016 MDE		1,970.00		1,970.00 DR
12/05/2022	DSFMW INV 20417		3,570.00		5,540.00 DR
			5,540.00		5,540.00 DR

Total Debits: 5,540.00

Total Credits: 0.00

**M O R A N
& W E B B**

CERTIFIED PRACTISING ACCOUNTANT
ABN 34 492 420 891

LEVEL 1, REAR 278 HIGH SREET
KEW VICTORIA 3101

P.O. BOX 902
KEW VICTORIA 3101

TELEPHONE: (03) 9855 1811
FACSIMILE: (03) 9855 1844

EMAIL: stephenjmoran@bigpond.com

MR MARK DIMECH
DIMECH SUPERANNUATION FUND
UNIT 1
250 WARRANDYTE ROAD
RINGWOOD NORTH VIC 3134

21ST APRIL, 2022

TO ACCOUNT: **ABN 34 492 420 891** TAX INVOICE INV: 20417

TO PROFESSIONAL SERVICES RENDERED

Professional services rendered for the period ended 21st April, 2022 including:

TO preparation of the Financial Statements for the Dimech Superannuation Fund in respect of the year ended 30th June, 2021.

Work performed included

- Processing of transactions
- Maintenance of general ledger
- Preparation of balance sheet
- Preparation of profit and loss statement
- Preparation of notes to the accounts
- Preparation of member statements.

TO preparation of income tax returns and regulatory forms for the Dimech Superannuation Fund in respect of the year ended 30th June, 2021.

Fee	\$ 4,200
Discount @ 15%	\$ 630
Total Including GST	\$ 3,570

Direct Debit Details
Moran & Webb
BSB 013 400
Account Number 3488 72408

paid on
12-5-22

MORAN & WEBB
CERTIFIED PRACTISING ACCOUNTANT

Level 1, Rear 278 High Street
Kew Victoria 3101

P.O. Box 902
Kew Victoria 3101

Telephone: (03) 9855 1811
Facsimile: (03) 9855 1844
Email: stephenjmoran@bigpondcom

MR MARK DIMECH
DIMECH SUPERANNUATION FUND
UNIT 1
250 WARRANDYTE ROAD
RINGWOOD NORTH VIC 3134

8TH OCTOBER, 2021

ABN 34 492 420 891
ACCOUNT TAX INVOICE INV: 21016

PROFESSIONAL SERVICES RENDERED

Professional services rendered including for the period ended 8th October, 2021.

TO creation of a Corporate Trustee (Mark Dimech Enterprises Pty Ltd) including the preparation of an updated Superannuation Fund Deed.

Total Including GST \$ 1,970

PAID
on 13-11-21

Direct Debit Details
Moran & Webb
BSB 013 400
Account Number 3488 72408

TERMS: NET SEVEN (7) DAYS

30400 - ATO Supervisory Levy

2022 Financial Year

Preparer Shelley Lian

Reviewer Steven Lee

Status Completed

Account Code	Description	CY Balance	LY Balance	Change
30400	ATO Supervisory Levy	\$259.00		100%
TOTAL		CY Balance	LY Balance	
		\$259.00		

Supporting Documents

- General Ledger [Report](#)

Standard Checklist

- Attach all source documentation
- Ensure all Transactions have been entered

Dimech Superannuation Fund

General Ledger

As at 30 June 2022

Transaction Date	Description	Units	Debit	Credit	Balance \$
ATO Supervisory Levy (30400)					
<i>ATO Supervisory Levy (30400)</i>					
06/05/2022	ATO DIMECH SUPER		259.00		259.00 DR
			259.00		259.00 DR

Total Debits: 259.00

Total Credits: 0.00

30700 - Auditor's Remuneration

2022 Financial Year

Preparer Shelley Lian

Reviewer Steven Lee

Status Completed

Account Code	Description	CY Balance	LY Balance	Change
30700	Auditor's Remuneration	\$1,400.00		100%
TOTAL		CY Balance	LY Balance	
		\$1,400.00		

Supporting Documents

- General Ledger [Report](#)
- DSF Auditor Invoice FY2022.pdf

Standard Checklist

- Attach all source documentation
- Ensure all Transactions have been entered

Dimech Superannuation Fund

General Ledger

As at 30 June 2022

Transaction Date	Description	Units	Debit	Credit	Balance \$
Auditor's Remuneration (30700)					
Auditor's Remuneration (30700)					
12/05/2022	INTERNET TRANSFER AUDIT FY21		1,400.00		1,400.00 DR
			1,400.00		1,400.00 DR

Total Debits: 1,400.00

Total Credits: 0.00

Gerard Scalzo CPA

PO Box 902
Kew VIC 3101
Level 1
Rear 278 High Street
Kew VIC 3101
(03) 9855 1811
gscalzo@bigpond.net.au
ABN 99 893 193 232

Tax Invoice

INVOICE TO

Dimech Superannuation
Fund
Unit 1
250 Warrandyte Road
RINGWOOD NORTH VIC
3134

INVOICE NO. 1187

DATE 21/04/2022

DUE DATE 06/05/2022

TERMS Net 15

ACTIVITY	AMOUNT	GST
Services Being for the Audit of Dimech Superannuation Fund for the year ended 30 June 2021.	1,400.00	GST

INCLUDES GST 127.27

TOTAL

TOTAL

BALANCE DUE

1,400.00

A\$1,400.00

12-5-22

paid by Direct Deposit

from DSFC

For Direct Debit Please Quote Invoice Number
A/C Name: Gerard Scalzo
BSB: 803-228
A/C No: 30434

PLEASE RETAIN THIS TAX INVOICE AS THE COSTS ARE 100% TAX DEDUCTIBLE

37500 - Investment Expenses

2022 Financial Year

Preparer Shelley Lian

Reviewer Steven Lee

Status Completed

Account Code	Description	CY Balance	LY Balance	Change
979447691	Investment Expenses	\$202.02		100%
SHSADIMEEPP. AX	Evan & Partners Portfolio	\$3,747.41		100%
TOTAL		CY Balance	LY Balance	
		\$3,949.43		

Supporting Documents

○ General Ledger [Report](#)

Standard Checklist

- Attach all source documentation
- Ensure all Transactions have been entered

Dimech Superannuation Fund

General Ledger

As at 30 June 2022

Transaction Date	Description	Units	Debit	Credit	Balance \$
Investment Expenses (37500)					
<u>Investment Expenses (979447691)</u>					
11/08/2021	Storage		39.14		39.14 DR
11/08/2021	Storage		36.31		75.45 DR
08/02/2022	Storage		39.84		115.29 DR
08/02/2022	Storage		33.48		148.77 DR
11/05/2022	Storage		36.11		184.88 DR
11/05/2022	Storage		17.14		202.02 DR
			202.02		202.02 DR
<u>Evan & Partners Portfolio (SHSADIMEEPP.AX)</u>					
28/04/2022	evanspartners eap fee refund			2,551.81	2,551.81 CR
30/06/2022	FY2022 income and expense		6,299.22		3,747.41 DR
			6,299.22	2,551.81	3,747.41 DR

Total Debits: 6,501.24

Total Credits: 2,551.81

37502 - General Expenses

2022 Financial Year

Preparer Shelley Lian

Reviewer Steven Lee

Status Completed

Account Code	Description	CY Balance	LY Balance	Change
00004	Forex Loss	\$4,358.27		100%
TOTAL		CY Balance	LY Balance	
		\$4,358.27		

Supporting Documents

- General Ledger [Report](#)

Standard Checklist

- Attach all source documentation
- Ensure all Transactions have been entered

Dimech Superannuation Fund

General Ledger

As at 30 June 2022

Transaction Date	Description	Units	Debit	Credit	Balance \$
General Expenses (37502)					
Forex Loss (00004)					
30/06/2022	FY2022 income and expense		4,358.27		4,358.27 DR
			4,358.27		4,358.27 DR

Total Debits: 4,358.27

Total Credits: 0.00

41600 - Pensions Paid

2022 Financial Year

Preparer Shelley Lian

Reviewer Steven Lee

Status Completed

Account Code	Description	CY Balance	LY Balance	Change
DIMJOS00002P	(Pensions Paid) Dimech, Joseph - Pension (Account Based Pension)	\$308,942.00		100%
DIMLUC00002P	(Pensions Paid) Dimech, Lucrezia - Pension (Account Based Pension)	\$310,474.00		100%
DIMMAR00002P	(Pensions Paid) Dimech, Mark - Pension (Account Based Pension)	\$50,556.00		100%
TOTAL		CY Balance	LY Balance	
		\$669,972.00		

Supporting Documents

- Pension Summary Report [Report](#)

Standard Checklist

- Attach copy of Pension Summary Report
- Ensure Member(s) have been advised of pension for coming year
- Ensure Minimum Pension has been paid for each account

Dimech Superannuation Fund
Pension Summary

As at 30 June 2022

Member Name : Dimech, Mark

Member Age : 53* (Date of Birth : Provided)

Member Code	Pension Type	Pension Start Date	Tax Free	Min / PF	Minimum	Maximum	Gross Pension Payments	PAYG	Net Pension Payment	Amount to reach Minimum
DIMMAR00002P	Account Based Pension	30/06/2021	65.69%	2.00%	\$17,630.00*	N/A	\$50,556.00	\$0.00	\$50,556.00	NIL

*COVID-19 50% reduction has been applied to the minimum pension amount.

					\$17,630.00	\$0.00	\$50,556.00	\$0.00	\$50,556.00	\$0.00
--	--	--	--	--	--------------------	---------------	--------------------	---------------	--------------------	---------------

Member Name : Dimech, Joseph

Member Age : 82* (Date of Birth : Provided)

Member Code	Pension Type	Pension Start Date	Tax Free	Min / PF	Minimum	Maximum	Gross Pension Payments	PAYG	Net Pension Payment	Amount to reach Minimum
DIMJOS00002P	Account Based Pension	30/06/2021 <i>End: 30/06/2022</i>	100.00%	3.50%	\$10,810.00*	N/A	\$308,942.00	\$0.00	\$308,942.00	NIL

*COVID-19 50% reduction has been applied to the minimum pension amount.

					\$10,810.00	\$0.00	\$308,942.00	\$0.00	\$308,942.00	\$0.00
--	--	--	--	--	--------------------	---------------	---------------------	---------------	---------------------	---------------

Member Name : Dimech, Lucrezia

Member Age : 75* (Date of Birth : Provided)

Member Code	Pension Type	Pension Start Date	Tax Free	Min / PF	Minimum	Maximum	Gross Pension Payments	PAYG	Net Pension Payment	Amount to reach Minimum
DIMLUC00002P	Account Based Pension	30/06/2021 <i>End: 30/06/2022</i>	100.00%	3.00%	\$9,310.00*	N/A	\$310,474.00	\$0.00	\$310,474.00	NIL

*COVID-19 50% reduction has been applied to the minimum pension amount.

Dimech Superannuation Fund

Pension Summary

As at 30 June 2022

					\$9,310.00	\$0.00	\$310,474.00	\$0.00	\$310,474.00	\$0.00
--	--	--	--	--	------------	--------	--------------	--------	--------------	--------

Total :

					\$37,750.00	\$0.00	\$669,972.00	\$0.00	\$669,972.00	\$0.00
--	--	--	--	--	-------------	--------	--------------	--------	--------------	--------

*Age as at 01/07/2021 or pension start date for new pensions.

46000 - Benefits Paid/Transfers Out

2022 Financial Year

Preparer Shelley Lian

Reviewer Steven Lee

Status Completed

Account Code	Description	CY Balance	LY Balance	Change
DIMMAR00002P	(Benefits Paid/Transfers Out) Dimech, Mark - Pension (Account Based Pension)	\$70,216.65		100%
TOTAL		CY Balance	LY Balance	
		\$70,216.65		

Supporting Documents

- General Ledger [Report](#)
- lump sum payment.jpg

Standard Checklist

- Attach appropriate documentation in case of death or disability benefits or marriage breakdown
- Attach copies of Minutes, Rollover Benefits Statement, Lump Sum Payment form etc
- Ensure benefit calculated in accordance with Trust Deed

Dimech Superannuation Fund

General Ledger

As at 30 June 2022

Transaction Date	Description	Units	Debit	Credit	Balance \$
Benefits Paid/Transfers Out (46000)					
<i>(Benefits Paid/Transfers Out) Dimech, Mark - Pension (Account Based Pension) (DIMMAR00002P)</i>					
04/02/2022	TFR TO MDFT NAB CHEQUE ACC		70,216.65		70,216.65 DR
			70,216.65		70,216.65 DR

Total Debits: 70,216.65

Total Credits: 0.00

8. Please confirm the below cash withdrawal for Mark Dimech from the Evans & Partners account is a pension payment:

- 04/02/2022 "TFR TO MDFT NAB CHEQUE ACC" \$70,216.65 >> No – it is a "Disability Lump Sum Payment"

48500 - Income Tax Expense

2022 Financial Year

Preparer Shelley Lian

Reviewer Steven Lee

Status Completed

Account Code	Description	CY Balance	LY Balance	Change
48500	Income Tax Expense	(\$7,631.60)		100%
TOTAL		CY Balance	LY Balance	
		(\$7,631.60)		

Supporting Documents

No supporting documents

49000 - Profit/Loss Allocation Account

2022 Financial Year

Preparer Shelley Lian

Reviewer Steven Lee

Status Completed

Account Code	Description	CY Balance	LY Balance	Change
49000	Profit/Loss Allocation Account	(\$729,156.28)		100%
TOTAL		CY Balance	LY Balance	
		(\$729,156.28)		

Supporting Documents

No supporting documents

50000 - Members

2022 Financial Year

Preparer Shelley Lian

Reviewer Steven Lee

Status Completed

Account Code	Description	Opening Balance	Contribution Income	Earnings	Member Payments	Tax & Fees	Closing Balance	Change
DIMJAS00001A	Dimech, Jasbir - Accumulation (Accumulation)	(\$188,889.00)	(\$4,289.91)	\$21,372.81		(\$4,155.05)	(\$175,961.15)	(6.84)%
DIMJOS00002P	Dimech, Joseph - Pension (Account Based Pension)	(\$308,942.00)		\$0.00	\$308,942.00			100%
DIMLUC00002P	Dimech, Lucrezia - Pension (Account Based Pension)	(\$310,474.00)		\$0.00	\$310,474.00			100%
DIMMAR00001A	Dimech, Mark - Accumulation (Accumulation)		(\$137,604.42)	\$10,023.50		\$1,890.81	(\$125,690.11)	
DIMMAR00002P	Dimech, Mark - Pension (Account Based Pension)	(\$881,629.00)		\$101,729.89	\$120,772.65		(\$659,126.46)	(25.24)%
TOTAL		Opening Balance	Contribution Income	Earnings	Member Payments	Tax & Fees	Closing Balance	
		(\$1,689,934.00)	(\$141,894.33)	\$133,126.20	\$740,188.65	(\$2,264.24)	(\$960,777.72)	

Supporting Documents

- Members Statements Report
- Members Summary Report

Standard Checklist

- Attach copies of Members Statements

Dimech Superannuation Fund

Members Statement

Mark Dimech
 Unit 1/250 Warrandyte Road
 Ringwood North, Victoria, 3134, Australia

Your Details

Date of Birth :	Provided	Nominated Beneficiaries:	N/A
Age:	54	Nomination Type:	N/A
Tax File Number:	Provided	Vested Benefits:	125,690.11
Date Joined Fund:	01/07/2020	Total Death Benefit:	125,690.11
Service Period Start Date:			
Date Left Fund:			
Member Code:	DIMMAR00001A		
Account Start Date:	01/07/2020		
Account Phase:	Accumulation Phase		
Account Description:	Accumulation		

Your Balance

Total Benefits	125,690.11
<u>Preservation Components</u>	
Preserved	(7,773.65)
Unrestricted Non Preserved	133,463.76
Restricted Non Preserved	
<u>Tax Components</u>	
Tax Free	110,000.00
Taxable	15,690.11

Your Detailed Account Summary

	This Year	Last Year
Opening balance at 01/07/2021		
<u>Increases to Member account during the period</u>		
Employer Contributions	104.42	
Personal Contributions (Concessional)	27,500.00	
Personal Contributions (Non Concessional)	110,000.00	
Government Co-Contributions		
Other Contributions		
Proceeds of Insurance Policies		
Transfers In		
Net Earnings	(10,023.50)	
Internal Transfer In		
<u>Decreases to Member account during the period</u>		
Pensions Paid		
Contributions Tax	4,140.66	
Income Tax	(2,249.85)	
No TFN Excess Contributions Tax		
Excess Contributions Tax		
Refund Excess Contributions		
Division 293 Tax		
Insurance Policy Premiums Paid		
Management Fees		
Member Expenses		
Benefits Paid/Transfers Out		
Superannuation Surcharge Tax		
Internal Transfer Out		
Closing balance at 30/06/2022	125,690.11	0.00

Dimech Superannuation Fund
Members Statement

Trustee's Disclaimer

This statement has been prepared by the Trustee for the member whose name appears at the top of this statement. Every effort has been made by the Trustee to ensure the accuracy and completeness of this Statement. The Trustee does not accept any liability for any error, omission or misprint. All amounts shown in relation to benefits do not take into account any amounts which may be withheld to satisfy the requirements imposed by the Income Tax Assessment Act 1936.

Signed by all the trustees of the fund

Mark Dimech
Director

Jasbir Dimech
Director

Dimech Superannuation Fund

Members Statement

Mark Dimech
 Unit 1/250 Warrandyte Road
 Ringwood North, Victoria, 3134, Australia

Your Details

Date of Birth :	Provided	Nominated Beneficiaries:	N/A
Age:	54	Nomination Type:	N/A
Tax File Number:	Provided	Vested Benefits:	659,126.46
Date Joined Fund:	01/07/2020	Total Death Benefit:	659,126.46
Service Period Start Date:			
Date Left Fund:			
Member Code:	DIMMAR00002P		
Account Start Date:	30/06/2021		
Account Phase:	Retirement Phase		
Account Description:	Account Based Pension		

Your Balance

Total Benefits	659,126.46
<u>Preservation Components</u>	
Preserved	
Unrestricted Non Preserved	659,126.46
Restricted Non Preserved	
<u>Tax Components</u>	
Tax Free (65.69%)	408,865.78
Taxable	250,260.68

Your Detailed Account Summary

	This Year	Last Year
Opening balance at 01/07/2021	881,629.00	881,629.00
<u>Increases to Member account during the period</u>		
Employer Contributions		
Personal Contributions (Concessional)		
Personal Contributions (Non Concessional)		
Government Co-Contributions		
Other Contributions		
Proceeds of Insurance Policies		
Transfers In		
Net Earnings	(101,729.89)	
Internal Transfer In		
<u>Decreases to Member account during the period</u>		
Pensions Paid	50,556.00	
Contributions Tax		
Income Tax		
No TFN Excess Contributions Tax		
Excess Contributions Tax		
Refund Excess Contributions		
Division 293 Tax		
Insurance Policy Premiums Paid		
Management Fees		
Member Expenses		
Benefits Paid/Transfers Out	70,216.65	
Superannuation Surcharge Tax		
Internal Transfer Out		
Closing balance at 30/06/2022	659,126.46	881,629.00

Dimech Superannuation Fund
Members Statement

Trustee's Disclaimer

This statement has been prepared by the Trustee for the member whose name appears at the top of this statement. Every effort has been made by the Trustee to ensure the accuracy and completeness of this Statement. The Trustee does not accept any liability for any error, omission or misprint. All amounts shown in relation to benefits do not take into account any amounts which may be withheld to satisfy the requirements imposed by the Income Tax Assessment Act 1936.

Signed by all the trustees of the fund

Mark Dimech
Director

Jasbir Dimech
Director

Dimech Superannuation Fund

Members Statement

Joseph Dimech

Your Details

Date of Birth :	Provided	Nominated Beneficiaries:	N/A
Age:	83	Nomination Type:	N/A
Tax File Number:	Provided	Vested Benefits:	
Date Joined Fund:	01/07/2020	Total Death Benefit:	
Service Period Start Date:			
Date Left Fund:	30/06/2022		
Member Code:	DIMJOS00001A		
Account Start Date:	01/07/2020		
Account Phase:	Accumulation Phase		
Account Description:	Accumulation		

Your Balance

Total Benefits

Preservation Components

Preserved
Unrestricted Non Preserved
Restricted Non Preserved

Tax Components

Tax Free
Taxable

Your Detailed Account Summary

	This Year	Last Year
Opening balance at 01/07/2021		
<u>Increases to Member account during the period</u>		
Employer Contributions		
Personal Contributions (Concessional)		
Personal Contributions (Non Concessional)		
Government Co-Contributions		
Other Contributions		
Proceeds of Insurance Policies		
Transfers In		
Net Earnings		
Internal Transfer In		
<u>Decreases to Member account during the period</u>		
Pensions Paid		
Contributions Tax		
Income Tax		
No TFN Excess Contributions Tax		
Excess Contributions Tax		
Refund Excess Contributions		
Division 293 Tax		
Insurance Policy Premiums Paid		
Management Fees		
Member Expenses		
Benefits Paid/Transfers Out		
Superannuation Surcharge Tax		
Internal Transfer Out		
Closing balance at 30/06/2022	0.00	0.00

Dimech Superannuation Fund
Members Statement

Trustee's Disclaimer

This statement has been prepared by the Trustee for the member whose name appears at the top of this statement. Every effort has been made by the Trustee to ensure the accuracy and completeness of this Statement. The Trustee does not accept any liability for any error, omission or misprint. All amounts shown in relation to benefits do not take into account any amounts which may be withheld to satisfy the requirements imposed by the Income Tax Assessment Act 1936.

Signed by all the trustees of the fund

Mark Dimech
Director

Jasbir Dimech
Director

Dimech Superannuation Fund

Members Statement

Joseph Dimech

Your Details

Date of Birth : Provided
 Age: 83
 Tax File Number: Provided
 Date Joined Fund: 01/07/2020
 Service Period Start Date:
 Date Left Fund: 30/06/2022
 Member Code: DIMJOS00002P
 Account Start Date: 30/06/2021
 Account Phase: Retirement Phase
 Account Description: Account Based Pension

Nominated Beneficiaries: N/A
 Nomination Type: N/A
 Vested Benefits:
 Total Death Benefit:

Your Balance

Total Benefits

Preservation Components

Preserved
 Unrestricted Non Preserved
 Restricted Non Preserved

Tax Components

Tax Free (100.00%)
 Taxable

Your Detailed Account Summary

	This Year	Last Year
Opening balance at 01/07/2021	308,942.00	308,942.00
<u>Increases to Member account during the period</u>		
Employer Contributions		
Personal Contributions (Concessional)		
Personal Contributions (Non Concessional)		
Government Co-Contributions		
Other Contributions		
Proceeds of Insurance Policies		
Transfers In		
Net Earnings		
Internal Transfer In		
<u>Decreases to Member account during the period</u>		
Pensions Paid	308,942.00	
Contributions Tax		
Income Tax		
No TFN Excess Contributions Tax		
Excess Contributions Tax		
Refund Excess Contributions		
Division 293 Tax		
Insurance Policy Premiums Paid		
Management Fees		
Member Expenses		
Benefits Paid/Transfers Out		
Superannuation Surcharge Tax		
Internal Transfer Out		
Closing balance at 30/06/2022	0.00	308,942.00

Dimech Superannuation Fund
Members Statement

Trustee's Disclaimer

This statement has been prepared by the Trustee for the member whose name appears at the top of this statement. Every effort has been made by the Trustee to ensure the accuracy and completeness of this Statement. The Trustee does not accept any liability for any error, omission or misprint. All amounts shown in relation to benefits do not take into account any amounts which may be withheld to satisfy the requirements imposed by the Income Tax Assessment Act 1936.

Signed by all the trustees of the fund

Mark Dimech
Director

Jasbir Dimech
Director

Dimech Superannuation Fund

Members Statement

Lucrezia Dimech

Your Details

Date of Birth : Provided
 Age: 76
 Tax File Number: Provided
 Date Joined Fund: 01/07/2020
 Service Period Start Date:
 Date Left Fund: 30/06/2022
 Member Code: DIMLUC00001A
 Account Start Date: 01/07/2020
 Account Phase: Accumulation Phase
 Account Description: Accumulation

Nominated Beneficiaries: N/A
 Nomination Type: N/A
 Vested Benefits:
 Total Death Benefit:

Your Balance

Total Benefits

Preservation Components

Preserved
 Unrestricted Non Preserved
 Restricted Non Preserved

Tax Components

Tax Free
 Taxable

Your Detailed Account Summary

	This Year	Last Year
Opening balance at 01/07/2021		
<u>Increases to Member account during the period</u>		
Employer Contributions		
Personal Contributions (Concessional)		
Personal Contributions (Non Concessional)		
Government Co-Contributions		
Other Contributions		
Proceeds of Insurance Policies		
Transfers In		
Net Earnings		
Internal Transfer In		
<u>Decreases to Member account during the period</u>		
Pensions Paid		
Contributions Tax		
Income Tax		
No TFN Excess Contributions Tax		
Excess Contributions Tax		
Refund Excess Contributions		
Division 293 Tax		
Insurance Policy Premiums Paid		
Management Fees		
Member Expenses		
Benefits Paid/Transfers Out		
Superannuation Surcharge Tax		
Internal Transfer Out		
Closing balance at 30/06/2022	0.00	0.00

Dimech Superannuation Fund
Members Statement

Trustee's Disclaimer

This statement has been prepared by the Trustee for the member whose name appears at the top of this statement. Every effort has been made by the Trustee to ensure the accuracy and completeness of this Statement. The Trustee does not accept any liability for any error, omission or misprint. All amounts shown in relation to benefits do not take into account any amounts which may be withheld to satisfy the requirements imposed by the Income Tax Assessment Act 1936.

Signed by all the trustees of the fund

Mark Dimech
Director

Jasbir Dimech
Director

Dimech Superannuation Fund

Members Statement

Lucrezia Dimech

Your Details

Date of Birth : Provided
 Age: 76
 Tax File Number: Provided
 Date Joined Fund: 01/07/2020
 Service Period Start Date:
 Date Left Fund: 30/06/2022
 Member Code: DIMLUC00002P
 Account Start Date: 30/06/2021
 Account Phase: Retirement Phase
 Account Description: Account Based Pension

Nominated Beneficiaries: N/A
 Nomination Type: N/A
 Vested Benefits:
 Total Death Benefit:

Your Balance

Total Benefits

Preservation Components

Preserved
 Unrestricted Non Preserved
 Restricted Non Preserved

Tax Components

Tax Free (100.00%)
 Taxable

Your Detailed Account Summary

	This Year	Last Year
Opening balance at 01/07/2021	310,474.00	310,474.00
<u>Increases to Member account during the period</u>		
Employer Contributions		
Personal Contributions (Concessional)		
Personal Contributions (Non Concessional)		
Government Co-Contributions		
Other Contributions		
Proceeds of Insurance Policies		
Transfers In		
Net Earnings		
Internal Transfer In		
<u>Decreases to Member account during the period</u>		
Pensions Paid	310,474.00	
Contributions Tax		
Income Tax		
No TFN Excess Contributions Tax		
Excess Contributions Tax		
Refund Excess Contributions		
Division 293 Tax		
Insurance Policy Premiums Paid		
Management Fees		
Member Expenses		
Benefits Paid/Transfers Out		
Superannuation Surcharge Tax		
Internal Transfer Out		
Closing balance at 30/06/2022	0.00	310,474.00

Dimech Superannuation Fund
Members Statement

Trustee's Disclaimer

This statement has been prepared by the Trustee for the member whose name appears at the top of this statement. Every effort has been made by the Trustee to ensure the accuracy and completeness of this Statement. The Trustee does not accept any liability for any error, omission or misprint. All amounts shown in relation to benefits do not take into account any amounts which may be withheld to satisfy the requirements imposed by the Income Tax Assessment Act 1936.

Signed by all the trustees of the fund

Mark Dimech
Director

Jasbir Dimech
Director

Dimech Superannuation Fund

Members Statement

Jasbir Dimech

Your Details

Date of Birth :	Provided	Nominated Beneficiaries:	N/A
Age:	53	Nomination Type:	N/A
Tax File Number:	Provided	Vested Benefits:	175,961.15
Date Joined Fund:	01/07/2020	Total Death Benefit:	175,961.15
Service Period Start Date:			
Date Left Fund:			
Member Code:	DIMJAS00001A		
Account Start Date:	01/07/2020		
Account Phase:	Accumulation Phase		
Account Description:	Accumulation		

Your Balance

Total Benefits	175,961.15
<u>Preservation Components</u>	
Preserved	175,961.15
Unrestricted Non Preserved	
Restricted Non Preserved	
<u>Tax Components</u>	
Tax Free	114,134.00
Taxable	61,827.15

Your Detailed Account Summary

	This Year	Last Year
Opening balance at 01/07/2021	188,889.00	188,889.00
<u>Increases to Member account during the period</u>		
Employer Contributions	4,289.91	
Personal Contributions (Concessional)		
Personal Contributions (Non Concessional)		
Government Co-Contributions		
Other Contributions		
Proceeds of Insurance Policies		
Transfers In		
Net Earnings	(21,372.81)	
Internal Transfer In		
<u>Decreases to Member account during the period</u>		
Pensions Paid		
Contributions Tax	643.49	
Income Tax	(4,798.54)	
No TFN Excess Contributions Tax		
Excess Contributions Tax		
Refund Excess Contributions		
Division 293 Tax		
Insurance Policy Premiums Paid		
Management Fees		
Member Expenses		
Benefits Paid/Transfers Out		
Superannuation Surcharge Tax		
Internal Transfer Out		
Closing balance at 30/06/2022	175,961.15	188,889.00

Dimech Superannuation Fund
Members Statement

Trustee's Disclaimer

This statement has been prepared by the Trustee for the member whose name appears at the top of this statement. Every effort has been made by the Trustee to ensure the accuracy and completeness of this Statement. The Trustee does not accept any liability for any error, omission or misprint. All amounts shown in relation to benefits do not take into account any amounts which may be withheld to satisfy the requirements imposed by the Income Tax Assessment Act 1936.

Signed by all the trustees of the fund

Mark Dimech
Director

Jasbir Dimech
Director

Dimech Superannuation Fund

Members Summary

As at 30 June 2022

Opening Balances	Increases				Decreases					Closing Balance	
	Contributions	Transfers In	Net Earnings	Insurance Proceeds	Pensions Paid	Contributions Tax	Taxes Paid	Benefits Paid/Transfers Out	Insurance Premiums		Member Expenses
Mark Dimech (Age: 54)											
DIMMAR00001A - Accumulation											
	137,604.42		(10,023.50)			4,140.66	(2,249.85)				125,690.11
DIMMAR00002P - Account Based Pension - Tax Free: 65.69%											
881,629.00			(101,729.89)		50,556.00			70,216.65			659,126.46
881,629.00	137,604.42		(111,753.39)		50,556.00	4,140.66	(2,249.85)	70,216.65			784,816.57
Joseph Dimech (Age: 83)											
DIMJOS00001A - Accumulation											
DIMJOS00002P - Account Based Pension - Tax Free: 100.00%											
308,942.00					308,942.00						
308,942.00					308,942.00						
Lucrezia Dimech (Age: 76)											
DIMLUC00001A - Accumulation											
DIMLUC00002P - Account Based Pension - Tax Free: 100.00%											
310,474.00					310,474.00						

Dimech Superannuation Fund
Members Summary

As at 30 June 2022

Opening Balances	Increases				Decreases					Closing Balance	
	Contributions	Transfers In	Net Earnings	Insurance Proceeds	Pensions Paid	Contributions Tax	Taxes Paid	Benefits Paid/ Transfers Out	Insurance Premiums		Member Expenses
310,474.00					310,474.00						
Jasbir Dimech (Age: 53)											
DIMJAS00001A - Accumulation											
188,889.00	4,289.91		(21,372.81)			643.49	(4,798.54)				175,961.15
188,889.00	4,289.91		(21,372.81)			643.49	(4,798.54)				175,961.15
1,689,934.00	141,894.33		(133,126.20)		669,972.00	4,784.15	(7,048.39)	70,216.65			960,777.72

60400 - Bank Accounts

2022 Financial Year

Preparer Shelley Lian

Reviewer Steven Lee

Status Completed

Account Code	Description	CY Balance	LY Balance	Change
NAB301629851	NabTrade Acc 9851	\$6.81	\$356.77	(98.09)%
NAB305244673	NabTrade Acc 4673	\$7,141.68		100%
NAB711201132	NAB Transaction Account 1132	\$7,882.94		100%
NAB863421548	NAB Transaction Account 1548		\$182.41	100%
NT1501218004	NabTrade Acc 8004		\$10.95	100%
SCA00001	Swyftx Cash Account			0%
SEC10485	Perth Mint Cash Holdings		\$0.04	100%
TOTAL		CY Balance	LY Balance	
		\$15,031.43	\$550.17	

Supporting Documents

- Bank Statement Report [Report](#)
- 16. Nabtrade cash account 9851 (old trustee) Jul-Dec 21.pdf
- 16. Nabtrade cash account 9851 (old trustee) Jan-Jun 22.pdf
- 16. Nabtrade cash account 4673 (new trustee)- Jul-Dec 21.pdf [NAB305244673](#)
- 16. Nabtrade cash account 4673 (new trustee) - Jan-Jun 22.pdf [NAB305244673](#)
- 16. NAB cheque acct 1132 (New Trustee) - FY22.pdf [NAB711201132](#)
- 16. NAB cheque acct 1548 (Old Trustee) - FY22.pdf [NAB863421548](#)
- 14. PM statement - FY22.pdf [SEC10485](#)

Standard Checklist

- Attach Copies of Bank Statements
- Attach copy of Bank Statement Report
- Ensure all Balances match Statement Balances at June 30
- Ensure all Transactions have been entered

Dimech Superannuation Fund

Bank Statement Report

For The Period 01 July 2021 to 30 June 2022

Chart Code: 60400 / NAB301629851

Account Name: NabTrade Acc 9851

BSB and Account Number: 083052 301629851

Opening Balance	-	Total Debits	+	Total Credits	=	Closing Balance	Data Feed Used
\$ 356.77		\$ 1,895,943.31		\$ 1,895,593.35		\$ 6.81	

Date	Description	Debit \$	Credit \$	Ledger Balance \$	Statement Balance \$	Variance \$
01/07/2021	Opening Balance			356.77		
07/07/2021	FUNDS TRANSFER DIVIDEND - NABPD JUL PD221/00806169 [System Matched Income Data]		1,743.20	2,099.97		
09/07/2021	FUNDS TRANSFER - ANZ REFUND CNJ21/00800184		60,200.00	62,299.97		
12/07/2021	FUNDS TRANSFER DIVIDEND STW DST 001261756520 [Amount Receivable]		1,086.14	63,386.11		
16/07/2021	FUNDS TRANSFER DIVIDEND - QAU DST JUNE 001261890193 [Amount Receivable]		6,682.38	70,068.49		
19/07/2021	INTERNET TRANSFER [nabtrade: 10998369 FUNDS TRANSFER 083861, 863421548 Xfer to Macq EandP M Dimech]	70,000.00		68.49		
20/07/2021	SELL NABPD.ASX 2000 AUD 103.1 93439911 NT1501218-002		205,973.18	206,041.67		
20/07/2021	nabtrade: 11004738 FUNDS TRANSFER 182512, 969436054 DSF nabtrade	100,000.00		106,041.67		
21/07/2021	nabtrade: 11010598 FUNDS TRANSFER 182512, 969436054 DSF nabtrade	100,000.00		6,041.67		
22/07/2021	SELL ANZPH.ASX 1000 AUD 106.22 93582151 NT1501218-002		106,106.19	112,147.86		
22/07/2021	SELL ANZPI.ASX 700 AUD 101.65 93583117 NT1501218-002		71,076.72	183,224.58		
22/07/2021	nabtrade: 11020095 FUNDS TRANSFER 182512, 969436054 nabtrade DSF	100,000.00		83,224.58		
23/07/2021	INTERNET TRANSFER [inabtrade: 11025006 FUNDS TRANSFER 083861, 863421548 SAC to NT DSF CA Mark Dimech]		60,000.00	143,224.58		
23/07/2021	nabtrade: 11027100 FUNDS TRANSFER 182512, 969436054 DSF Mark	100,000.00		43,224.58		
27/07/2021	nabtrade: 11044452 FUNDS TRANSFER 182512, 969436054 Nabtrade to Macq Mark Dimic	30,000.00		13,224.58		
30/07/2021	INTEREST		1.50	13,226.08		

Dimech Superannuation Fund

Bank Statement Report

For The Period 01 July 2021 to 30 June 2022

Date	Description	Debit \$	Credit \$	Ledger Balance \$	Statement Balance \$	Variance \$
10/08/2021	SELL WBCPJ.ASX 1000 AUD 104.5 94682898 NT1501218-002		104,380.75	117,606.83		
10/08/2021	SELL NABPH.ASX 400 AUD 104.95 94656674 NT1501218-002		41,933.82	159,540.65		
10/08/2021	SELL NABPH.ASX 600 AUD 104.93 94635330 NT1501218-002		62,888.74	222,429.39		
10/08/2021	nabtrade: 11121769 FUNDS TRANSFER 182512, 969436054 nabtrade to MQG Mark	100,000.00		122,429.39		
18/08/2021	INTERNET TRANSFER [nabtrade: 11172457 FUNDS TRANSFER 083861, 863421548 DSFNTCA to SAC Mark Dimech]	100,000.00		22,429.39		
18/08/2021	INTERNET TRANSFER [nabtrade: 11172544 FUNDS TRANSFER 083861, 863421548 SAC to DSF NTCA Mark Dimech]		100,000.00	122,429.39		
18/08/2021	nabtrade: 11172587 FUNDS TRANSFER 182512, 969436054 DSF NTCA to MCQ Mark Dimech	100,000.00		22,429.39		
20/08/2021	SELL MQGPD.ASX 1000 AUD 106.8 95483483 NT1501218-002		106,682.84	129,112.23		
20/08/2021	SELL NABPH.ASX 1000 AUD 104.84 95478688 NT1501218-002		104,729.50	233,841.73		
20/08/2021	SELL ANZPI.ASX 698 AUD 101.79 95469843 NT1501218-002		70,971.26	304,812.99		
20/08/2021	SELL ANZPH.ASX 977 AUD 106.23 95495363 NT1501218-002		103,675.13	408,488.12		
20/08/2021	SELL WBCPJ.ASX 1000 AUD 104.5 95482184 NT1501218-002		104,388.17	512,876.29		
20/08/2021	SELL STW.ASX 2000 AUD 69.89 95489176 NT1501218-002		139,626.24	652,502.53		
23/08/2021	SELL ANZPH.ASX 23 AUD 106.1 95512648 NT1501218-002		2,437.62	654,940.15		
23/08/2021	Funds Transfer - pension withdrawal	632,472.00		22,468.15		
24/08/2021	FUNDS TRANSFER DSF HI to CA M Dimech [DSF HI to CA M Dimech]		10.95	22,479.10		
24/08/2021	INTERNET TRANSFER NT:CE11202834 [inabtrade: 11202834 FUNDS TRANSFER 083861, 863421548 DSFCA to SAC M Dimech]	22,479.00		0.10		
25/08/2021	SELL QAU.ASX 7705 AUD 15.9 95728995 NT1501218- 002		122,374.74	122,374.84		
25/08/2021	SELL PMGOLD.ASX 4769 AUD 24.9 95744686 NT1501218-002		118,617.47	240,992.31		
25/08/2021	ONLINE E6666464589 MDFT TO SAC M [nabtrade: 11214264 FUNDS TRANSFER 083861,	240,992.31		0.00		

Dimech Superannuation Fund
Bank Statement Report

For The Period 01 July 2021 to 30 June 2022

Date	Description	Debit \$	Credit \$	Ledger Balance \$	Statement Balance \$	Variance \$
	863421548 DSF CA to SAC Mark Dimech]					
25/08/2021	INTERNET TRANSFER [nabtrade: 11214602 FUNDS TRANSFER 083861, 863421548 Xfer sac to ca M Dimech]		200,000.00	200,000.00		
30/08/2021	nabtrade: 11236338 FUNDS TRANSFER 182512, 969436054 NAB to MQG DSF Mark	100,000.00		100,000.00		
31/08/2021	INTEREST		5.83	100,005.83		
07/09/2021	nabtrade: 11294295 FUNDS TRANSFER 013200, 294336393 Crypto private Mark Dimech	43,548.72		56,457.11		
07/09/2021	nabtrade: 11294313 FUNDS TRANSFER 182512, 969436054 Nabtrade to Macq Mark Dimech	56,451.28		5.83		
30/09/2021	INTEREST		0.98	6.81		
30/06/2022	CLOSING BALANCE			6.81		
		<u>1,895,943.31</u>	<u>1,895,593.35</u>			

Dimech Superannuation Fund

Bank Statement Report

For The Period 01 July 2021 to 30 June 2022

Chart Code: 60400 / NAB305244673

Account Name: NabTrade Acc 4673

BSB and Account Number: 083052 305244673

Opening Balance	-	Total Debits	+	Total Credits	=	Closing Balance	Data Feed Used
		\$ 256,846.17		\$ 263,987.85		\$ 7,141.68	

Date	Description	Debit \$	Credit \$	Ledger Balance \$	Statement Balance \$	Variance \$
14/12/2021	nabtrade: 12037915 FUNDS TRANSFER 083004, 711201132 DSFC to DSFNTCA M Dimech [INTERNET TRANSFER]		25,000.00	25,000.00		
15/12/2021	BUY URNM.NYS 236 USD 74.7 102947216 NT2574228-004 0.7081	24,923.87		76.13		
31/12/2021	INTEREST		0.03	76.16		
06/01/2022	nabtrade: 12186597 FUNDS TRANSFER 083004, 711201132 DSFC to DSF NT CA Mark Dimech [INTERNET TRANSFER]		25,000.00	25,076.16		
07/01/2022	BUY URNM.NYS 226 USD 79.05 103898312 NT2574228-004 0.7177	24,919.81		156.35		
07/01/2022	DIVIDEND on URNM.US (WHT of USD -170.69) - USD to AUD @ 1.3744		1,329.40	1,485.75		
28/01/2022	nabtrade: 12322711 FUNDS TRANSFER 083004, 711201132 DSFCNAB to DSFCNT M Dimech [INTERNET TRANSFER]		25,000.00	26,485.75		
31/01/2022	INTEREST		0.07	26,485.82		
31/01/2022	BUY URNM.NYS 278 USD 63.0 105356822 NT2574228-004 0.7043	24,894.59		1,591.23		
04/02/2022	SELL QAU.ASX 4395 AUD 15.94 105682525 NT2574228-002 (Auto reprocessed due to distribution entered / deleted on 30/06/2022)		70,000.27	71,591.50		
08/02/2022	nabtrade: 12384213 FUNDS TRANSFER 083004, 711201132 DSFNT to DSFC M Dimech [INTERNET TRANSFER]	70,000.00		1,591.50		
28/02/2022	INTEREST		0.48	1,591.98		
02/03/2022	nabtrade: 12512711 FUNDS TRANSFER 083004, 711201132 DSFC to NSFNTCA Mark Dimech [INTERNET TRANSFER]		15,000.00	16,591.98		
04/03/2022	BUY ACDC.ASX 92 AUD 86.01 107404669 NT2574228-002	7,927.87		8,664.11		

Dimech Superannuation Fund
Bank Statement Report

For The Period 01 July 2021 to 30 June 2022

Date	Description	Debit \$	Credit \$	Ledger Balance \$	Statement Balance \$	Variance \$
23/03/2022	BUY PLS.ASX 1718 AUD 2.91 108517804 NT2574228-002	5,014.33		3,649.78		
31/03/2022	INTEREST		0.23	3,650.01		
07/04/2022	SELL ACDC.ASX 92 AUD 87.48 109463692 NT2574228-002		8,033.21	11,683.22		
07/04/2022	BUY PLS.ASX 2758 AUD 3.62 109463726 NT2574228-002	9,998.91		1,684.31		
20/04/2022	SELL ETPMAG.ASX 859 AUD 32.25 110035094 NT2574228-002		27,680.58	29,364.89		
22/04/2022	BUY URNM.NYS 200 USD 89.4 110226757 NT2574228-004 0.7387	24,231.31		5,133.58		
26/04/2022	nabtrade: 12956396 FUNDS TRANSFER 083004, 711201132 DSFNTCA to DSFC M Dimech [INTERNET TRANSFER]	5,000.00		133.58		
29/04/2022	INTEREST		0.19	133.77		
11/05/2022	SELL QAU.ASX 4053 AUD 16.53 111242981 NT2574228-002 (Auto reprocessed due to distribution entered / deleted on 30/06/2022)		66,942.50	67,076.27		
12/05/2022	nabtrade: 13054422 FUNDS TRANSFER 083004, 711201132 DSFNTCA to DSFC M Dimech [INTERNET TRANSFER]	5,000.00		62,076.27		
12/05/2022	nabtrade: 13055258 FUNDS TRANSFER 083004, 711201132 DSFNTCA to DSFC M Dimech [INTERNET TRANSFER]	45,000.00		17,076.27		
31/05/2022	INTEREST		0.47	17,076.74		
02/06/2022	BUY URNM.NYS 104 USD 67.95 112519679 NT2574228-004 0.7127	9,935.48		7,141.26		
30/06/2022	INTEREST		0.42	7,141.68		
30/06/2022	CLOSING BALANCE			7,141.68		
		<u>256,846.17</u>	<u>263,987.85</u>			

Dimech Superannuation Fund

Bank Statement Report

For The Period 01 July 2021 to 30 June 2022

Chart Code: 60400 / NAB711201132
Account Name: NAB Transaction Account 1132
BSB and Account Number: 083004 711201132

Opening Balance	-	Total Debits	+	Total Credits	=	Closing Balance	Data Feed Used
		\$ 323,094.69		\$ 330,977.63		\$ 7,882.94	

Date	Description	Debit \$	Credit \$	Ledger Balance \$	Statement Balance \$	Variance \$
22/11/2021	DIMECH SUPER [MOVE MDE DIMECH SUPER]		1,330.02	1,330.02		
26/11/2021	NON-CON M DIMECH FAM		80,000.00	81,330.02		
26/11/2021	INTERNET TRANSFER	40,000.00		41,330.02		
26/11/2021	INTERNET TRANSFER	40,000.00		1,330.02		
07/12/2021	DIMECH SUPER [DIMECH SUPER]		5.36	1,335.38		
13/12/2021	DIMECH SUPERANNU DIMECH SUPER FUN		25,000.00	26,335.38		
14/12/2021	nabtrade: 12037915 FUNDS TRANSFER 083004, 711201132 DSFC to DSFNTCA M Dimech [INTERNET TRANSFER]	25,000.00		1,335.38		
05/01/2022	DSFMCA TO DSFC XFR DIMECH SUPER FUN		25,000.00	26,335.38		
06/01/2022	nabtrade: 12186597 FUNDS TRANSFER 083004, 711201132 DSFC to DSF NT CA Mark Dimech [INTERNET TRANSFER]	25,000.00		1,335.38		
19/01/2022	BOX HILL MALL MC		1,186.66	2,522.04		
27/01/2022	DIMECH SUPER		25,000.00	27,522.04		
28/01/2022	nabtrade: 12322711 FUNDS TRANSFER 083004, 711201132 DSFCNAB to DSFCNT M Dimech [INTERNET TRANSFER]	25,000.00		2,522.04		
05/02/2022	Deposit [INTERNET TRANSFER]	73.32		2,448.72		
08/02/2022	nabtrade: 12384213 FUNDS TRANSFER 083004, 711201132 DSFNT to DSFC M Dimech [INTERNET TRANSFER]		70,000.00	72,448.72		
08/02/2022	INTERNET TRANSFER	35,000.00		37,448.72		

Dimech Superannuation Fund

Bank Statement Report

For The Period 01 July 2021 to 30 June 2022

Date	Description	Debit \$	Credit \$	Ledger Balance \$	Statement Balance \$	Variance \$
08/02/2022	INTERNET TRANSFER	35,000.00		2,448.72		
25/02/2022	DIMECH SUPER		30,000.00	32,448.72		
01/03/2022	DIMECH SUPER [DIMECH SUPER]		15,000.00	47,448.72		
01/03/2022	INTERNET TRANSFER	15,000.00		32,448.72		
01/03/2022	DIMECH SUPER [DIMECH SUPER]	15,000.00		17,448.72		
02/03/2022	nabtrade: 12512711 FUNDS TRANSFER 083004, 711201132 DSFC to NSFNTCA Mark Dimech [INTERNET TRANSFER]	15,000.00		2,448.72		
06/04/2022	BOX HILL MALL MC		876.79	3,325.51		
26/04/2022	nabtrade: 12956396 FUNDS TRANSFER 083004, 711201132 DSFNTCA to DSFC M Dimech [INTERNET TRANSFER]		5,000.00	8,325.51		
26/04/2022	DIMECH SUPER	8,000.00		325.51		
09/05/2022	TAX RETN DIMECH SUPER [TAX RETN DIMECH SUPER]		2,578.80	2,904.31		
09/05/2022	INTERNET TRANSFER [Deposit]	51.37		2,852.94		
12/05/2022	nabtrade: 13055258 FUNDS TRANSFER 083004, 711201132 DSFNTCA to DSFC M Dimech [INTERNET TRANSFER]		45,000.00	47,852.94		
12/05/2022	nabtrade: 13054422 FUNDS TRANSFER 083004, 711201132 DSFNTCA to DSFC M Dimech [INTERNET TRANSFER]		5,000.00	52,852.94		
12/05/2022	INTERNET TRANSFER AUDIT FY21	1,400.00		51,452.94		
12/05/2022	DSFMW INV 20417	3,570.00		47,882.94		
12/05/2022	DSFC TO DSF	20,000.00		27,882.94		
13/05/2022	DSFC TO DSF MACQ	20,000.00		7,882.94		
30/06/2022	CLOSING BALANCE			7,882.94		
		<u>323,094.69</u>	<u>330,977.63</u>			

Dimech Superannuation Fund

Bank Statement Report

For The Period 01 July 2021 to 30 June 2022

Chart Code: 60400 / NAB863421548

Account Name: NAB Transaction Account 1548

BSB and Account Number: 083861 863421548

Opening Balance	-	Total Debits	+	Total Credits	=	Closing Balance	Data Feed Used
\$ 182.41		\$ 603,459.63		\$ 603,277.22		\$ 0.00	

Date	Description	Debit \$	Credit \$	Ledger Balance \$	Statement Balance \$	Variance \$
01/07/2021	Opening Balance			182.41		
01/07/2021	ONLINE K5566615311 SUPER JD MAR-JUN21 BOX		1,278.78	1,461.19		
19/07/2021	INTERNET TRANSFER [nabtrade: 10998369 FUNDS TRANSFER 083861, 863421548 Xfer to Macq EandP M Dimech]		70,000.00	71,461.19		
23/07/2021	INTERNET TRANSFER [inabtrade: 11025006 FUNDS TRANSFER 083861, 863421548 SAC to NT DSF CA Mark Dimech]	60,000.00		11,461.19		
10/08/2021	PC050821-197611801 SUPERCHOICE P/L		99.06	11,560.25		
18/08/2021	INTERNET TRANSFER [nabtrade: 11172457 FUNDS TRANSFER 083861, 863421548 DSFNTCA to SAC Mark Dimech]		100,000.00	111,560.25		
18/08/2021	INTERNET TRANSFER [nabtrade: 11172544 FUNDS TRANSFER 083861, 863421548 SAC to DSF NTCA Mark Dimech]	100,000.00		11,560.25		
24/08/2021	INTERNET TRANSFER PERTHMINT SEC10485 [Deposit]	75.45		11,484.80		
24/08/2021	INTERNET TRANSFER NT:CE11202834 [inabtrade: 11202834 FUNDS TRANSFER 083861, 863421548 DSFCA to SAC M Dimech]		22,479.00	33,963.80		
25/08/2021	ONLINE E6666464589 MDFT TO SAC M [nabtrade: 11214264 FUNDS TRANSFER 083861, 863421548 DSF CA to SAC Mark Dimech]		240,992.31	274,956.11		
25/08/2021	INTERNET TRANSFER [nabtrade: 11214602 FUNDS TRANSFER 083861, 863421548 Xfer sac to ca M Dimech]	200,000.00		74,956.11		
03/09/2021	MARK DIMECH	20,000.00		54,956.11		
06/09/2021	TO SAC M DIMECH FAM		20,426.23	75,382.34		
09/09/2021	SAC TO DSF [INTERNET TRANSFER]	35,000.00		40,382.34		

Dimech Superannuation Fund
Bank Statement Report

For The Period 01 July 2021 to 30 June 2022

Date	Description	Debit \$	Credit \$	Ledger Balance \$	Statement Balance \$	Variance \$
09/09/2021	SAC TO DSF [INTERNET TRANSFER]		35,000.00	75,382.34		
10/09/2021	182512INCORRECT ACCT [INTERNET TRANSFER]	30,000.00		45,382.34		
10/09/2021	182512INCORRECT ACCT [INTERNET TRANSFER]		30,000.00	75,382.34		
12/10/2021	ONLINE C2193976033 SUPER JUL-SEP 21		947.68	76,330.02		
13/10/2021	TO SAC NON-CONC DIMECH M*J		30,000.00	106,330.02		
13/10/2021	DIMECH M*. J		7,500.00	113,830.02		
13/10/2021	DSFTOMD-PENSION DIMECH SUPER	37,500.00		76,330.02		
18/10/2021	INCORRECT ACCT [SAC TO MACQ]	40,000.00		36,330.02		
18/10/2021	INCORRECT ACCT [SAC TO MACQ]		40,000.00	76,330.02		
18/10/2021	DSF SAC TO MACQ	35,000.00		41,330.02		
19/10/2021	SAC TO MACQCMA	40,000.00		1,330.02		
09/11/2021	DIMECH SUPER		1,970.00	3,300.02		
15/11/2021	INTERNET TRANSFER MW INV21016 MDE	1,970.00		1,330.02		
22/11/2021	DIMECH SUPER [MOVE MDE DIMECH SUPER]	1,330.02		0.00		
02/12/2021	DIMECH SUPER		5.36	5.36		
07/12/2021	DIMECH SUPER [DIMECH SUPER]	5.36		0.00		
06/05/2022	ATO DIMECH SUPER		2,578.80	2,578.80		
09/05/2022	TAX RETN DIMECH SUPER [TAX RETN DIMECH SUPER]	2,578.80		0.00		
30/06/2022	CLOSING BALANCE			0.00		
		<u>603,459.63</u>	<u>603,277.22</u>			

Dimech Superannuation Fund Bank Statement Report

For The Period 01 July 2021 to 30 June 2022

Chart Code: 60400 / NT1501218004

Account Name: NabTrade Acc 8004

BSB and Account Number: NT1501218004

Opening Balance	-	Total Debits	+	Total Credits	=	Closing Balance	Data Feed Used
\$ 10.95		\$ 10.95				\$ 0.00	

Date	Description	Debit	Credit	Ledger Balance	Statement Balance	Variance
		\$	\$	\$	\$	\$
01/07/2021	Opening Balance			10.95		
24/08/2021	FUNDS TRANSFER DSF HI to CA M Dimech [DSF HI to CA M Dimech]	10.95		0.00		
30/06/2022	CLOSING BALANCE			0.00		
		10.95				

Dimech Superannuation Fund

Bank Statement Report

For The Period 01 July 2021 to 30 June 2022

Chart Code: 60400 / SCA00001

Account Name: Swyftx Cash Account

BSB and Account Number:

Opening Balance	-	Total Debits	+	Total Credits	=	Closing Balance	Data Feed Used
		\$ 102,373.68		\$ 102,373.68		\$ 0.00	

Date	Description	Debit \$	Credit \$	Ledger Balance \$	Statement Balance \$	Variance \$
23/07/2021	Mark's contribution		20,000.00	20,000.00		
23/07/2021	Buy 24.939 BNB & 6128.83 ADA	20,000.00		0.00		
24/08/2021	Sell 24.939 BNB & 6128.83 ADA		41,947.45	41,947.45		
24/08/2021	Purchase 9 Ethereum	41,947.45		0.00		
03/09/2021	MARK DIMECH		20,000.00	20,000.00		
03/09/2021	B BTC	20,000.00		0.00		
06/09/2021	TO SAC M DIMECH FAM	20,426.23		(20,426.23)		
06/09/2021	S BTC		20,426.23	0.00		
30/06/2022	CLOSING BALANCE			0.00		
		102,373.68	102,373.68			

Dimech Superannuation Fund

Bank Statement Report

For The Period 01 July 2021 to 30 June 2022

Chart Code: 60400 / SEC10485

Account Name: Perth Mint Cash Holdings

BSB and Account Number: SEC10485

Opening Balance	-	Total Debits	+	Total Credits	=	Closing Balance	Data Feed Used
\$ 0.04		\$ 66,926.15		\$ 66,926.11		\$ 0.00	

Date	Description	Debit	Credit	Ledger Balance	Statement Balance	Variance
		\$	\$	\$	\$	\$
01/07/2021	Opening Balance			0.04		
11/08/2021	Storage	39.14		(39.10)		
11/08/2021	Storage	36.31		(75.41)		
24/08/2021	INTERNET TRANSFER PERTHMINT SEC10485 [Deposit]		75.45	0.04		
05/02/2022	Deposit [INTERNET TRANSFER]		73.32	73.36		
08/02/2022	Storage	39.84		33.52		
08/02/2022	Storage	33.48		0.04		
09/05/2022	INTERNET TRANSFER [Deposit]		51.37	51.41		
11/05/2022	Sell allocated silver		15,228.46	15,279.87		
11/05/2022	Sell unallocated silver		51,497.51	66,777.38		
11/05/2022	Buy unallocated gold	66,724.13		53.25		
11/05/2022	Storage	36.11		17.14		
11/05/2022	Storage	17.14		0.00		
30/06/2022	CLOSING BALANCE			0.00		
		66,926.15	66,926.11			

Statement

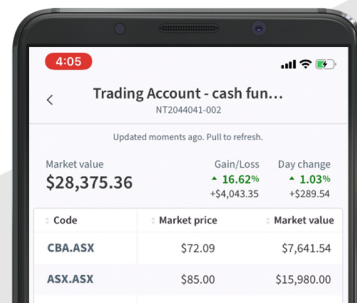
DIMECH SUPER FUND
 U 1/250 WARRANDYTE RD
 RINGWOOD NORTH VIC 3134

Statement period:
 01/07/2021 to 31/12/2021
 Statement number:
 18

INTRODUCING THE NEW NABTRADE MOBILE APP

It's easier to use, has more functionality and lets you trade and transfer cash on the go.
 Just another way we're investing in you.

Find out more at www.nabtrade.com.au/mobile




Your accounts

Your nabtrade cash products summary	
DIMECH SUPER FUND 083-052 301629851 (as at 31/12/2021)	\$6.81 CR
DIMECH SUPER FUND NT1501218-004 (as at 31/12/2021)	\$0.00 CR

DIMECH SUPER FUND

083-052 301629851

Account details		
 Biller Code : 102426 Ref : 3052301629851	Telephone & Internet Banking — BPAY® Contact your bank or financial institution to make this payment from your cheque, savings, debit or transaction account. More info: www.bpay.com.au	BSB 083-052
		Account number 301629851
		Interest rate as at 31/12/2021 0.05% P.A.

Account balance summary	
Opening balance	\$356.77 CR
Total credits	\$1,895,593.35
Total debits	\$1,895,943.31
Closing balance	\$6.81 CR

Transaction details				
Date	Details	Debits	Credits	Balance
01/07/2021	Balance brought forward			\$356.77 CR
07/07/2021	FUNDS TRANSFER DIVIDEND - NABPD JUL PD221/00806169		\$1,743.20	\$2,099.97 CR
09/07/2021	FUNDS TRANSFER - ANZ REFUND CNJ21/00800184		\$60,200.00	\$62,299.97 CR
12/07/2021	FUNDS TRANSFER DIVIDEND - STW DST 001261756520		\$1,086.14	\$63,386.11 CR

DIMECH SUPER FUND (continued)

Transaction details (continued)				
Date	Details	Debits	Credits	Balance
16/07/2021	FUNDS TRANSFER DIVIDEND - QAU DST JUNE 001261890193		\$6,682.38	\$70,068.49 CR
19/07/2021	nabtrade: 10998369 FUNDS TRANSFER 083861, 863421548 Xfer to Macq EandP M Dimech	\$70,000.00		\$68.49 CR
20/07/2021	SELL NABPD.ASX 2000 AUD 103.1 93439911 NT1501218-002		\$205,973.18	\$206,041.67 CR
20/07/2021	nabtrade: 11004738 FUNDS TRANSFER 182512, 969436054 DSF nabtrade	\$100,000.00		\$106,041.67 CR
21/07/2021	nabtrade: 11010598 FUNDS TRANSFER 182512, 969436054 DSF nabtrade	\$100,000.00		\$6,041.67 CR
22/07/2021	SELL ANZPH.ASX 1000 AUD 106.22 93582151 NT1501218-002		\$106,106.19	\$112,147.86 CR
22/07/2021	SELL ANZPI.ASX 700 AUD 101.65 93583117 NT1501218-002		\$71,076.72	\$183,224.58 CR
22/07/2021	nabtrade: 11020095 FUNDS TRANSFER 182512, 969436054 nabtrade DSF	\$100,000.00		\$83,224.58 CR
23/07/2021	nabtrade: 11025006 FUNDS TRANSFER 083861, 863421548 SAC to NT DSF CA Mark Dimech		\$60,000.00	\$143,224.58 CR
23/07/2021	nabtrade: 11027100 FUNDS TRANSFER 182512, 969436054 DSF Mark	\$100,000.00		\$43,224.58 CR
27/07/2021	nabtrade: 11044452 FUNDS TRANSFER 182512, 969436054 Nabtrade to Macq Mark Dimic	\$30,000.00		\$13,224.58 CR
30/07/2021	INTEREST		\$1.50	\$13,226.08 CR
10/08/2021	SELL WBCPJ.ASX 1000 AUD 104.5 94682898 NT1501218-002		\$104,380.75	\$117,606.83 CR
10/08/2021	SELL NABPH.ASX 400 AUD 104.95 94656674 NT1501218-002		\$41,933.82	\$159,540.65 CR
10/08/2021	SELL NABPH.ASX 600 AUD 104.93 94635330 NT1501218-002		\$62,888.74	\$222,429.39 CR
10/08/2021	nabtrade: 11121769 FUNDS TRANSFER 182512, 969436054 nabtrade to MQG Mark	\$100,000.00		\$122,429.39 CR
18/08/2021	nabtrade: 11172457 FUNDS TRANSFER 083861, 863421548 DSFNTCA to SAC Mark Dimech	\$100,000.00		\$22,429.39 CR
18/08/2021	nabtrade: 11172544 FUNDS TRANSFER 083861, 863421548 SAC to DSF NTCA Mark Dimech		\$100,000.00	\$122,429.39 CR
18/08/2021	nabtrade: 11172587 FUNDS TRANSFER 182512, 969436054 DSF NTCA to MCQ Mark Dimech	\$100,000.00		\$22,429.39 CR
20/08/2021	SELL MQGPD.ASX 1000 AUD 106.8 95483483 NT1501218-002		\$106,682.84	\$129,112.23 CR
20/08/2021	SELL NABPH.ASX 1000 AUD 104.84 95478688 NT1501218-002		\$104,729.50	\$233,841.73 CR
20/08/2021	SELL ANZPI.ASX 698 AUD 101.79 95469843 NT1501218-002		\$70,971.26	\$304,812.99 CR
20/08/2021	SELL ANZPH.ASX 977 AUD 106.23 95495363 NT1501218-002		\$103,675.13	\$408,488.12 CR
20/08/2021	SELL WBCPJ.ASX 1000 AUD 104.5 95482184 NT1501218-002		\$104,388.17	\$512,876.29 CR
20/08/2021	SELL STW.ASX 2000 AUD 69.89 95489176 NT1501218-002		\$139,626.24	\$652,502.53 CR
23/08/2021	SELL ANZPH.ASX 23 AUD 106.1 95512648 NT1501218-002		\$2,437.62	\$654,940.15 CR
23/08/2021	Funds Transfer	\$632,472.00		\$22,468.15 CR
24/08/2021	FUNDS TRANSFER DSF HI to CA M Dimech		\$10.95	\$22,479.10 CR
24/08/2021	nabtrade: 11202834 FUNDS TRANSFER 083861, 863421548 DSFCA to SAC M Dimech	\$22,479.00		\$0.10 CR
25/08/2021	SELL QAU.ASX 7705 AUD 15.9 95728995 NT1501218-002		\$122,374.74	\$122,374.84 CR
25/08/2021	SELL PMGOLD.ASX 4769 AUD 24.9 95744686 NT1501218-002		\$118,617.47	\$240,992.31 CR
25/08/2021	nabtrade: 11214264 FUNDS TRANSFER 083861, 863421548 DSF CA to SAC Mark Dimech	\$240,992.31		\$0.00 CR

DIMECH SUPER FUND (continued)

Transaction details (continued)				
Date	Details	Debits	Credits	Balance
25/08/2021	nabtrade: 11214602 FUNDS TRANSFER 083861, 863421548 Xfer sac to ca M Dimech		\$200,000.00	\$200,000.00 CR
30/08/2021	nabtrade: 11236338 FUNDS TRANSFER 182512, 969436054 NAB to MQG DSF Mark	\$100,000.00		\$100,000.00 CR
31/08/2021	INTEREST		\$5.83	\$100,005.83 CR
07/09/2021	nabtrade: 11294295 FUNDS TRANSFER 013200, 294336393 Crypto private Mark Dimech	\$43,548.72		\$56,457.11 CR
07/09/2021	nabtrade: 11294313 FUNDS TRANSFER 182512, 969436054 Nabtrade to Macq Mark Dimech	\$56,451.28		\$5.83 CR
30/09/2021	INTEREST		\$0.98	\$6.81 CR
31/12/2021	Closing Balance			\$6.81 CR

DIMECH SUPER FUND

NT1501218-004

Account details	
Account number	NT1501218-004
Interest rate as at 31/12/2021	0.40% P.A.

Account balance summary	
Opening balance	\$10.95 CR
Total credits	\$0.00
Total debits	\$10.95
Closing balance	\$0.00 CR

Transaction details				
Date	Details	Debits	Credits	Balance
01/07/2021	Balance brought forward			\$10.95 CR
24/08/2021	FUNDS TRANSFER DSF HI to CA M Dimech	\$10.95		\$0.00 CR
31/12/2021	Closing Balance			\$0.00 CR

Please check all entries and report apparent errors or possible unauthorised transactions immediately. NAB may subsequently adjust debits or credits, which may result in a change to your account balance to accurately reflect the obligations between us. For information on resolving problems or disputes call 13 13 80. Please retain this statement for tax purposes.

Statement

DIMECH SUPER FUND
 U 1/250 WARRANDYTE RD
 RINGWOOD NORTH VIC 3134

Statement period:
 01/01/2022 to 30/06/2022
 Statement number:
 19

YOU ASKED. WE LISTENED.

In response to feedback from clients like yourself, we've made enhancements to our mobile app and website to improve your investing experience.

To find out more, visit nabtrade.com.au/enhancements




Your accounts

Your nabtrade cash products summary	
DIMECH SUPER FUND 083-052 301629851 (as at 30/06/2022)	\$6.81 CR
DIMECH SUPER FUND NT1501218-004 (as at 30/06/2022)	\$0.00 CR

DIMECH SUPER FUND

083-052 301629851

Account details		
 Biller Code : 102426 Ref : 3052301629851	Telephone & Internet Banking — BPAY® Contact your bank or financial institution to make this payment from your cheque, savings, debit or transaction account. More info: www.bpay.com.au	BSB 083-052
		Account number 301629851
		Interest rate as at 30/06/2022 0.10% P.A.

Account balance summary	
Opening balance	\$6.81 CR
Total credits	\$0.00
Total debits	\$0.00
Closing balance	\$6.81 CR

Transaction details				
Date	Details	Debits	Credits	Balance
01/01/2022	Balance brought forward			\$6.81 CR
20/06/2022	Please note from 20/06/2022 the interest rate on your account is 0.10%p.a.			\$6.81 CR

DIMECH SUPER FUND (continued)

Transaction details (continued)				
Date	Details	Debits	Credits	Balance
30/06/2022	Closing Balance			\$6.81 CR

The following information is provided to assist in preparing your 2021/22 tax return	
Account Number	083-052-301629851
Credit interest paid 2021/22 financial year	\$8.31
Withholding Tax	\$0.00

DIMECH SUPER FUND NT1501218-004

Account details	
Account number	NT1501218-004
Interest rate as at 30/06/2022	1.00% P.A.

Account balance summary	
Opening balance	\$0.00 CR
Total credits	\$0.00
Total debits	\$0.00
Closing balance	\$0.00 CR

Transaction details				
Date	Details	Debits	Credits	Balance
01/01/2022	Balance brought forward			\$0.00 CR
23/05/2022	Please note from 23/05/2022 the interest rate on your account is 0.65%p.a.			\$0.00 CR
20/06/2022	Please note from 20/06/2022 the interest rate on your account is 1.00%p.a.			\$0.00 CR
30/06/2022	Closing Balance			\$0.00 CR

The following information is provided to assist in preparing your 2021/22 tax return	
Account Number	NT1501218-004
Credit interest paid 2021/22 financial year	\$0.00
Withholding Tax	\$0.00

Please check all entries and report apparent errors or possible unauthorised transactions immediately. NAB may subsequently adjust debits or credits, which may result in a change to your account balance to accurately reflect the obligations between us. For information on resolving problems or disputes call 13 13 80. Please retain this statement for tax purposes.

Statement

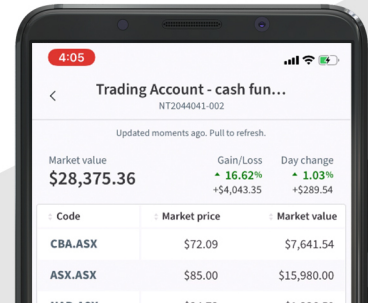
DIMECH SUPERANNUATION FUND
 U 1/250 WARRANDYTE RD
 RINGWOOD NORTH VIC 3134

Statement period:
 29/11/2021 to 31/12/2021
 Statement number:
 1

INTRODUCING THE NEW NABTRADE MOBILE APP

It's easier to use, has more functionality and lets you trade and transfer cash on the go.
 Just another way we're investing in you.

Find out more at www.nabtrade.com.au/mobile



Your accounts

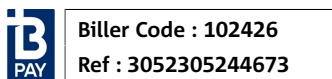
Your nabtrade cash products summary

Dimech Superannuation Fund 083-052 305244673 (as at 31/12/2021) \$76.16 CR

Dimech Superannuation Fund

083-052 305244673

Account details



Bill Code : 102426
 Ref : 3052305244673

Telephone & Internet Banking — BPAY®
 Contact your bank or financial institution to make this payment from your cheque, savings, debit or transaction account. More info: www.bpay.com.au

BSB	083-052
Account number	305244673
Interest rate as at 31/12/2021	0.05% P.A.

Account balance summary

Opening balance	\$0.00 CR
Total credits	\$25,000.03
Total debits	\$24,923.87
Closing balance	\$76.16 CR

Transaction details

Date	Details	Debits	Credits	Balance
29/11/2021	Balance brought forward			\$0.00 CR
29/11/2021	Please note from 29/11/2021 the interest rate on your account is 0.05%p.a.			\$0.00 CR
14/12/2021	nabtrade: 12037915 FUNDS TRANSFER 083004, 711201132 DSFC to DSFNTCA M Dimech		\$25,000.00	\$25,000.00 CR
15/12/2021	BUY URNM.NYS 236 USD 74.7 102947216 NT2574228-004 0.7081	\$24,923.87		\$76.13 CR

Dimech Superannuation Fund (continued)

Transaction details (continued)				
Date	Details	Debits	Credits	Balance
31/12/2021	INTEREST		\$0.03	\$76.16 CR
31/12/2021	Closing Balance			\$76.16 CR

Please check all entries and report apparent errors or possible unauthorised transactions immediately. NAB may subsequently adjust debits or credits, which may result in a change to your account balance to accurately reflect the obligations between us. For information on resolving problems or disputes call 13 13 80. Please retain this statement for tax purposes.

Statement


DIMECH SUPERANNUATION FUND
 U 1/250 WARRANDYTE RD
 RINGWOOD NORTH VIC 3134

Statement period:
 01/01/2022 to 30/06/2022
 Statement number:
 2

YOU ASKED. WE LISTENED.

In response to feedback from clients like yourself, we've made enhancements to our mobile app and website to improve your investing experience.

To find out more, visit nabtrade.com.au/enhancements




Your accounts

Your nabtrade cash products summary	
Dimech Superannuation Fund 083-052 305244673 (as at 30/06/2022)	\$7,141.68 CR

Dimech Superannuation Fund

083-052 305244673

Account details		
 Billers Code : 102426 Ref : 3052305244673	Telephone & Internet Banking — BPAY® Contact your bank or financial institution to make this payment from your cheque, savings, debit or transaction account. More info: www.bpay.com.au	BSB 083-052
		Account number 305244673
		Interest rate as at 30/06/2022 0.10% P.A.

Account balance summary	
Opening balance	\$76.16 CR
Total credits	\$238,987.82
Total debits	\$231,922.30
Closing balance	\$7,141.68 CR

Transaction details				
Date	Details	Debits	Credits	Balance
01/01/2022	Balance brought forward			\$76.16 CR
06/01/2022	nabtrade: 12186597 FUNDS TRANSFER 083004, 711201132 DSFC to DSF NT CA Mark Dimech		\$25,000.00	\$25,076.16 CR
07/01/2022	BUY URNM.NYS 226 USD 79.05 103898312 NT2574228-004 0.7177	\$24,919.81		\$156.35 CR
07/01/2022	DIVIDEND on URNM.US (WHT of USD -170.69) - USD to AUD @ 1.3744		\$1,329.40	\$1,485.75 CR

Dimech Superannuation Fund (continued)

Transaction details (continued)				
Date	Details	Debits	Credits	Balance
28/01/2022	nabtrade: 12322711 FUNDS TRANSFER 083004, 711201132 DSFCNAB to DSFCNT M Dimech		\$25,000.00	\$26,485.75 CR
31/01/2022	INTEREST		\$0.07	\$26,485.82 CR
31/01/2022	BUY URNM.NYS 278 USD 63.0 105356822 NT2574228-004 0.7043	\$24,894.59		\$1,591.23 CR
04/02/2022	SELL QAU.ASX 4395 AUD 15.94 105682525 NT2574228-002		\$70,000.27	\$71,591.50 CR
08/02/2022	nabtrade: 12384213 FUNDS TRANSFER 083004, 711201132 DSFNT to DSFC M Dimech	\$70,000.00		\$1,591.50 CR
28/02/2022	INTEREST		\$0.48	\$1,591.98 CR
02/03/2022	nabtrade: 12512711 FUNDS TRANSFER 083004, 711201132 DSFC to NSFNTCA Mark Dimech		\$15,000.00	\$16,591.98 CR
04/03/2022	BUY ACDC.ASX 92 AUD 86.01 107404669 NT2574228-002	\$7,927.87		\$8,664.11 CR
23/03/2022	BUY PLS.ASX 1718 AUD 2.91 108517804 NT2574228-002	\$5,014.33		\$3,649.78 CR
31/03/2022	INTEREST		\$0.23	\$3,650.01 CR
07/04/2022	SELL ACDC.ASX 92 AUD 87.48 109463692 NT2574228-002		\$8,033.21	\$11,683.22 CR
07/04/2022	BUY PLS.ASX 2758 AUD 3.62 109463726 NT2574228-002	\$9,998.91		\$1,684.31 CR
20/04/2022	SELL ETPMAG.ASX 859 AUD 32.25 110035094 NT2574228-002		\$27,680.58	\$29,364.89 CR
22/04/2022	BUY URNM.NYS 200 USD 89.4 110226757 NT2574228-004 0.7387	\$24,231.31		\$5,133.58 CR
26/04/2022	nabtrade: 12956396 FUNDS TRANSFER 083004, 711201132 DSFNTCA to DSFC M Dimech	\$5,000.00		\$133.58 CR
29/04/2022	INTEREST		\$0.19	\$133.77 CR
11/05/2022	SELL QAU.ASX 4053 AUD 16.53 111242981 NT2574228-002		\$66,942.50	\$67,076.27 CR
12/05/2022	nabtrade: 13054422 FUNDS TRANSFER 083004, 711201132 DSFNTCA to DSFC M Dimech	\$5,000.00		\$62,076.27 CR
12/05/2022	nabtrade: 13055258 FUNDS TRANSFER 083004, 711201132 DSFNTCA to DSFC M Dimech	\$45,000.00		\$17,076.27 CR
31/05/2022	INTEREST		\$0.47	\$17,076.74 CR
02/06/2022	BUY URNM.NYS 104 USD 67.95 112519679 NT2574228-004 0.7127	\$9,935.48		\$7,141.26 CR
20/06/2022	Please note from 20/06/2022 the interest rate on your account is 0.10%p.a.			\$7,141.26 CR
30/06/2022	INTEREST		\$0.42	\$7,141.68 CR
30/06/2022	Closing Balance			\$7,141.68 CR

The following information is provided to assist in preparing your 2021/22 tax return

Account Number	083-052-305244673
Credit interest paid 2021/22 financial year	\$1.89
Withholding Tax	\$0.00

Please check all entries and report apparent errors or possible unauthorised transactions immediately. NAB may subsequently adjust debits or credits, which may result in a change to your account balance to accurately reflect the obligations between us. For information on resolving problems or disputes call 13 13 80. Please retain this statement for tax purposes.



Date Created: Apr 20, 2023 11:35:37 AM

Transaction Listing**Account Balance Summary**

Opening Balance	\$0.00 CR
Total Credits	\$330,977.63
Total Debits	\$323,094.69
Closing Balance	\$7,882.94 CR

Transaction Listing starts**01 July 2021****Transaction Listing ends****30 June 2022****Account Details**

Account Type	Transaction Account
BSB Number	083-004
Account Number	71-120-1132

Transaction Details

Date	Particulars	Debits	Credits	Balance
22 Nov 21	ONLINE V6826655842 SAC2DFSC MOVE MDE DIMECH SUPER		\$1,330.02	\$1,330.02 CR
26 Nov 21	ONLINE K7676665197 FT2DFSC MD NON-CON M DIMECH FAM		\$80,000.00	\$81,330.02 CR
26 Nov 21	INTERNET TRANSFER DFSC2DSF MACQ	\$40,000.00		\$41,330.02 CR
26 Nov 21	INTERNET TRANSFER DSFC2DFS MACQ	\$40,000.00		\$1,330.02 CR
07 Dec 21	ONLINE E8329956789 SAC2DSFC BALANCE DIMECH SUPER		\$5.36	\$1,335.38 CR
13 Dec 21	DIMECH SUPERANNU DIMECH SUPER FUN		\$25,000.00	\$26,335.38 CR
14 Dec 21	INTERNET TRANSFER NT:CE12037915	\$25,000.00		\$1,335.38 CR
05 Jan 22	DSFMCA TO DSFC XFR DIMECH SUPER FUN DIMECH SUPER FUN		\$25,000.00	\$26,335.38 CR
06 Jan 22	INTERNET TRANSFER NT:CE12186597	\$25,000.00		\$1,335.38 CR
19 Jan 22	ONLINE J4443286784 SUPER JD OCT-DEC21 BOX HILL MALL MC		\$1,186.66	\$2,522.04 CR
27 Jan 22	DSFCMA TO DSFCNAB DIMECH SUPER FUN DIMECH SUPER FUN		\$25,000.00	\$27,522.04 CR
28 Jan 22	INTERNET TRANSFER NT:CE12322711	\$25,000.00		\$2,522.04 CR
04 Feb 22	INTERNET TRANSFER PERTHMINT SEC10485	\$73.32		\$2,448.72 CR
08 Feb 22	INTERNET TRANSFER NT:CE12384213		\$70,000.00	\$72,448.72 CR
08 Feb 22	INTERNET TRANSFER DSFC TO MSFMACQ	\$35,000.00		\$37,448.72 CR
08 Feb 22	INTERNET TRANSFER DSFC TO DSFMAC	\$35,000.00		\$2,448.72 CR
25 Feb 22	DSFCMA TO DSFC DIMECH SUPER FUN DIMECH SUPER FUN		\$30,000.00	\$32,448.72 CR
01 Mar 22	DIMECH SUPER FUND T6999268007 DSFC TO DSFMAC		\$15,000.00	\$47,448.72 CR

Important

- This provisional list is not a statement of account.
- It may include transactions which may appear on previous statements.
- It may not include all transactions processed since last statement was issued.
- With the exception of cheque serial numbers, the details shown in the particulars column may be an abbreviation.
- Inclusion of a debit does not always indicate payment by the bank.

Transaction Details

Date	Particulars	Debits	Credits	Balance
01 Mar 22	INTERNET TRANSFER DSFC TO DSF MAC	\$15,000.00		\$32,448.72 CR
01 Mar 22	DIMECH SUPER FUND T6999268007 DSFC TO DSF MAC	\$15,000.00		\$17,448.72 CR
02 Mar 22	INTERNET TRANSFER NT:CE12512711	\$15,000.00		\$2,448.72 CR
06 Apr 22	ONLINE Q2965254417 SUPER JD JAN-MAR22 BOX HILL MALL MC		\$876.79	\$3,325.51 CR
26 Apr 22	INTERNET TRANSFER NT:CE12956396		\$5,000.00	\$8,325.51 CR
26 Apr 22	DIMECH SUPER FUND T9738228624 DSFC TO DSF MACQ	\$8,000.00		\$325.51 CR
09 May 22	ONLINE D5275097820 SACTODSFC TAX RETN DIMECH SUPER		\$2,578.80	\$2,904.31 CR
09 May 22	INTERNET TRANSFER PERTHMINT SEC10485	\$51.37		\$2,852.94 CR
12 May 22	INTERNET TRANSFER NT:CE13055258		\$45,000.00	\$47,852.94 CR
12 May 22	INTERNET TRANSFER NT:CE13054422		\$5,000.00	\$52,852.94 CR
12 May 22	INTERNET TRANSFER SCALZO AUDIT FY21	\$1,400.00		\$51,452.94 CR
12 May 22	INTERNET TRANSFER DSF2MW INV 20417	\$3,570.00		\$47,882.94 CR
12 May 22	INTERNET TRANSFER DSFC TO DSF MACQ	\$20,000.00		\$27,882.94 CR
13 May 22	PLEASE NOTE FROM TODAY YOUR DR INTEREST RATE IS 6.720%		\$0.00	\$27,882.94 CR
13 May 22	INTERNET TRANSFER DSFC TO DSF MACQ	\$20,000.00		\$7,882.94 CR
17 Jun 22	PLEASE NOTE FROM TODAY YOUR DR INTEREST RATE IS 7.220%		\$0.00	\$7,882.94 CR

Important

- This provisional list is not a statement of account.
- It may include transactions which may appear on previous statements.
- It may not include all transactions processed since last statement was issued.
- With the exception of cheque serial numbers, the details shown in the particulars column may be an abbreviation.
- Inclusion of a debit does not always indicate payment by the bank.



Date Created: Apr 20, 2023 11:33:38 AM

Transaction Listing**Account Balance Summary**

Opening Balance	\$182.41 CR
Total Credits	\$603,277.22
Total Debits	\$603,459.63
Closing Balance	\$0.00 CR

Transaction Listing starts 01 July 2021**Transaction Listing ends** 30 June 2022**Account Details**

Account Type	Transaction Account
BSB Number	083-861
Account Number	86-342-1548

Transaction Details

Date	Particulars	Debits	Credits	Balance
01 Jul 21	ONLINE K5566615311 SUPER JD MAR-JUN21 BOX HILL MALL MC		\$1,278.78	\$1,461.19 CR
19 Jul 21	INTERNET TRANSFER NT:CE10998369		\$70,000.00	\$71,461.19 CR
23 Jul 21	INTERNET TRANSFER NT:CE11025006	\$60,000.00		\$11,461.19 CR
06 Aug 21	PC050821-197611801 SUPERCHOICE P/L DIMECH SUPERANNU		\$99.06	\$11,560.25 CR
10 Aug 21	INTERNET TRANSFER PERTHMINT SEC10485	\$75.45		\$11,484.80 CR
18 Aug 21	INTERNET TRANSFER NT:CE11172457		\$100,000.00	\$111,484.80 CR
18 Aug 21	INTERNET TRANSFER NT:CE11172544	\$100,000.00		\$11,484.80 CR
24 Aug 21	INTERNET TRANSFER NT:CE11202834		\$22,479.00	\$33,963.80 CR
25 Aug 21	INTERNET TRANSFER NT:CE11214264		\$240,992.31	\$274,956.11 CR
25 Aug 21	INTERNET TRANSFER NT:CE11214602	\$200,000.00		\$74,956.11 CR
03 Sep 21	INTERNET TRANSFER MARK DIMECH	\$20,000.00		\$54,956.11 CR
06 Sep 21	ONLINE E6666464589 MDFT TO SAC M DIMECH FAM		\$20,426.23	\$75,382.34 CR
08 Sep 21	INTERNET TRANSFER SAC TO DSF MACQ	\$35,000.00		\$40,382.34 CR
09 Sep 21	SAC TO DSF MACQ DIMECH SUPER FUND 182512INCORRECT ACCT		\$35,000.00	\$75,382.34 CR
09 Sep 21	INTERNET TRANSFER SAC TO DSF MACQ	\$30,000.00		\$45,382.34 CR
10 Sep 21	SAC TO DSF MACQ DIMECH SUPER FUND 182512INCORRECT ACCT		\$30,000.00	\$75,382.34 CR
12 Oct 21	ONLINE C2193976033 SUPER JUL-SEP 21 BOX HILL MALL MC		\$947.68	\$76,330.02 CR
13 Oct 21	ONLINE Y5386978534 MD TO SAC NON-CONC DIMECH M*J		\$30,000.00	\$106,330.02 CR

Important

- This provisional list is not a statement of account.
- It may include transactions which may appear on previous statements.
- It may not include all transactions processed since last statement was issued.
- With the exception of cheque serial numbers, the details shown in the particulars column may be an abbreviation.
- Inclusion of a debit does not always indicate payment by the bank.

Transaction Details

Date	Particulars	Debits	Credits	Balance
13 Oct 21	ONLINE N4561976280 MDTODSF CONC CONT DIMECH M*J		\$7,500.00	\$113,830.02 CR
13 Oct 21	ONLINE S7676515486 DSFTOMD-PENSION DIMECH SUPER	\$37,500.00		\$76,330.02 CR
15 Oct 21	INTERNET TRANSFER DSF SAC TO MACQ	\$40,000.00		\$36,330.02 CR
18 Oct 21	DSF SAC TO MACQ DIMECH SUPER FUND 182512INCORRECT ACCT		\$40,000.00	\$76,330.02 CR
18 Oct 21	INTERNET TRANSFER DSF SAC TO MACQ	\$35,000.00		\$41,330.02 CR
19 Oct 21	INTERNET TRANSFER DSF SAC TO MACQCMA	\$40,000.00		\$1,330.02 CR
09 Nov 21	DIMECH SUPERANNU DIMECH SUPER FUN		\$1,970.00	\$3,300.02 CR
15 Nov 21	INTERNET TRANSFER MW INV21016 MDE	\$1,970.00		\$1,330.02 CR
22 Nov 21	ONLINE V6826655842 SAC2DFSC MOVE MDE DIMECH SUPER	\$1,330.02		\$0.00 CR
02 Dec 21	TRANSFEEREFUND CUST REMEDIATION DIMECH SUPER		\$5.36	\$5.36 CR
07 Dec 21	ONLINE E8329956789 SAC2DSFC BALANCE DIMECH SUPER	\$5.36		\$0.00 CR
06 May 22	ATO009000016130179 ATO DIMECH SUPERANNU		\$2,578.80	\$2,578.80 CR
09 May 22	ONLINE D5275097820 SACTODSFC TAX RETN DIMECH SUPER	\$2,578.80		\$0.00 CR
13 May 22	PLEASE NOTE FROM TODAY YOUR DR INTEREST RATE IS 6.720%		\$0.00	\$0.00 CR
17 Jun 22	PLEASE NOTE FROM TODAY YOUR DR INTEREST RATE IS 7.220%		\$0.00	\$0.00 CR

Important

- This provisional list is not a statement of account.
- It may include transactions which may appear on previous statements.
- It may not include all transactions processed since last statement was issued.
- With the exception of cheque serial numbers, the details shown in the particulars column may be an abbreviation.
- Inclusion of a debit does not always indicate payment by the bank.

Mark Dimech Enterprises Pty Ltd ATF Dimech
Superannuation Fund
Unit 1, 250 Warradyne Rd
Ringwood North
VIC 3134 AUSTRALIA

Client Code: SEC10485

DEPOSITORY ACCOUNT STATEMENT

FOR THE PERIOD 01/07/2021 TO 30/06/2022

Metal Holdings as at 30/06/2022:

ProdCode	Description	Metal	On Hand	Fine Ounces	Approx Value
U1	Unallocated Gold	Gold	119.341	119.341	314,332.97

Values are based on the London Fix: 30/06/2022

Gold: AU\$ 2,633.91
Silver: AU\$ 29.59
Platinum: AU\$ 1,314.78
Palladium: AU\$ 2,736.83

Cash Holdings as at 30/06/2022: No Cash Holdings

Market Orders as at 30/06/2022: No Market Orders

Storage Invoices as at 30/06/2022: No Storage Invoices

Transactions for period 01/07/2021 to 30/06/2022:

Trans Number	Value Date	Trans Type	Product Code	Description	Cur	Dollars	Fine Ounces	Gold Balance	Silver Balance	Platinum Balance	Palladium Balance	Balance (US dollars)	Balance (AU dollars)
				OPENING BALANCE				38.901	2125.987	0.000	0.000	0.00	0.04
PMDS													
302342	10/08/21	Cash	Deposit		AUD	75.45						0.00	75.49
298367	11/08/21	Invoice	DSAUD	Storage P2 01/01/21-31/03/21	AUD	-39.14	0.000	38.901	2125.987	0.000	0.000	0.00	36.35
298367	11/08/21	Invoice	DSAUD	Storage P2 01/04/21-30/06/21	AUD	-36.31	0.000	38.901	2125.987	0.000	0.000	0.00	0.04
307339	21/12/21	Deposit	U1	Unallocated Gold	AUD	0.00	55.590	94.491	2125.987	0.000	0.000	0.00	0.04
311008	05/02/22	Cash	Deposit		AUD	73.32						0.00	73.36
307691	08/02/22	Invoice	DSAUD	Storage P2 01/07/21-30/09/21	AUD	-39.84	0.000	94.491	2125.987	0.000	0.000	0.00	33.52
307691	08/02/22	Invoice	DSAUD	Storage P2 01/10/21-31/12/21	AUD	-33.48	0.000	94.491	2125.987	0.000	0.000	0.00	0.04
315288	09/05/22	Cash	Deposit		AUD	51.37						0.00	51.41
315250	11/05/22	Sell	P2	Pool Allocated Silver	AUD	15228.46	-485.201	94.491	1640.786	0.000	0.000	0.00	15279.87
315250	11/05/22	Sell	U2	Unallocated Silver	AUD	51497.51	-1640.786	94.491	0.000	0.000	0.000	0.00	66777.38
315251	11/05/22	Buy	U1	Unallocated Gold	AUD	-66724.13	24.850	119.341	0.000	0.000	0.000	0.00	53.25
315252	11/05/22	Invoice	DSAUD	Storage P2 01/01/22-31/03/22	AUD	-36.11	0.000	119.341	0.000	0.000	0.000	0.00	17.14
315252	11/05/22	Invoice	DSAUD	Storage P2 01/04/22-11/05/22	AUD	-17.14	0.000	119.341	0.000	0.000	0.000	0.00	0.00

Outstanding Transactions as at 30/06/2022:

Trans Number	Value Date	Trans Type	Product Code	Description	Cur	Dollars	Fine Ounces	Gold Balance	Silver Balance	Platinum Balance	Palladium Balance	Balance (US dollars)	Balance (AU dollars)
PMDS													
324823	15/12/22	Sell	U1	Unallocated Gold	AUD	263167.89	-100.000	19.341	0.000	0.000	0.000	0.00	263167.89
324888	15/12/22	Cash	Payment		AUD	-263167.89						0.00	0.00
330133	07/03/23	Cash	Deposit		AUD	49997.81						0.00	49997.81
330104	09/03/23	Buy	U1	Unallocated Gold	AUD	-49997.81	18.088	37.429	0.000	0.000	0.000	0.00	0.00

Allocated Metal Holding as at 30/06/2022: No Allocated Metal holdings

61800 - Distributions Receivable

2022 Financial Year

Preparer Shelley Lian

Reviewer Steven Lee

Status Completed

Account Code	Description	CY Balance	LY Balance	Change
SHSADIMEEPP. AX	Evan & Partners Portfolio	\$5,415.66		100%
TOTAL		CY Balance	LY Balance	
		\$5,415.66		

Supporting Documents

- General Ledger [Report](#)

Standard Checklist

- Review aging of amounts receivable and comment on any delay in payment

Dimech Superannuation Fund

General Ledger

As at 30 June 2022

Transaction Date	Description	Units	Debit	Credit	Balance \$
Distributions Receivable (61800)					
Evan & Partners Portfolio (SHSADIMEEPP.AX)					
30/06/2022	FY2022 income and expense		5,415.66		5,415.66 DR
			5,415.66		5,415.66 DR

Total Debits: 5,415.66

Total Credits: 0.00

68000 - Sundry Debtors

2022 Financial Year

Preparer Shelley Lian

Reviewer Steven Lee

Status Completed

Account Code	Description	CY Balance	LY Balance	Change
68000	Sundry Debtors			0%
TOTAL		CY Balance	LY Balance	

Supporting Documents

- General Ledger [Report](#)

Standard Checklist

- Match to Source Documentation

Dimech Superannuation Fund

General Ledger

As at 30 June 2022

Transaction Date	Description	Units	Debit	Credit	Balance \$
Sundry Debtors (68000)					
<u>Sundry Debtors (68000)</u>					
22/08/2021			35,000.00		35,000.00 DR
30/06/2022				35,000.00	0.00 DR
			35,000.00	35,000.00	0.00 DR

Total Debits: 35,000.00

Total Credits: 35,000.00

70040 - Cryptocurrency

2022 Financial Year

Preparer Shelley Lian

Reviewer Steven Lee

Status Completed

Account Code	Description	CY Units	CY Balance	LY Units	LY Balance	Change
ADA.COIN2	Cardano	0.000000				0%
BCH.COIN	Bitcoin Cash	7.377120	\$1,047.09			100%
BNB.COIN1	Binance Coin	0.000000				0%
BTC.COIN9	Bitcoin	0.520611	\$14,230.22			100%
ETH.COIN6	Ethereum	9.001000	\$13,140.53			100%
TOTAL		CY Units	CY Balance	LY Units	LY Balance	
		16.898731	\$28,417.84			

Supporting Documents

- Investment Movement Report [Report](#)
- DSF FY22 Swyftx Tax Report.pdf
- Crypto Notes FY22.docx
- Crypto Wallet Summary.PNG
- crypto balances.jpg
- Crypto Wallet - BCH.PNG
- Crypto Wallet - ETH.PNG
- 20210907 Contract of Sale - BTC and BCH.pdf [BCH.COIN](#)
- 20210907 Contract of Sale - BTC and BCH.pdf [BTC.COIN9](#)

Standard Checklist

- Attach Investment Movement Report
- Ensure that cryptocurrency has not been acquired from a related party
- Ensure that investments in cryptocurrency are allowed under the Trust Deed
- Ensure the 30 June closing value is correct
- Ensure the Fund's Investment Strategy allows the investment
- Ensure the Investment is held in the name of the Trustee/Fund
- Ensure the Investment is not breaching the Sole Purpose Test

Dimech Superannuation Fund

Investment Movement Report

As at 30 June 2022

Investment	Opening Balance		Additions		Disposals			Closing Balance		
	Units	Cost	Units	Cost	Units	Cost	Accounting Profit/(Loss)	Units	Cost	Market Value
Bank Accounts										
NAB Transaction Account 1132				330,977.63		(323,094.69)			7,882.94	7,882.94
NAB Transaction Account 1548		182.41		603,277.22		(603,459.63)			0.00	0.00
NabTrade Acc 4673				263,987.85		(256,846.17)			7,141.68	7,141.68
NabTrade Acc 8004		10.95				(10.95)			0.00	0.00
NabTrade Acc 9851		356.77		1,895,593.35		(1,895,943.31)			6.81	6.81
Perth Mint Cash Holdings		0.04		66,926.11		(66,926.15)			0.00	0.00
Swyftx Cash Account				102,373.68		(102,373.68)			0.00	0.00
		550.17		3,263,135.84		(3,248,654.58)			15,031.43	15,031.43
Cryptocurrency										
BNB.COIN1 - Binance Coin			24.94	10,000.00	(24.94)	(10,000.00)	7,235.73		0.00	
BTC.COIN9 - Bitcoin			0.82	55,749.35	(0.30)	(20,000.00)	426.23	0.52	35,749.35	14,230.22
BCH.COIN - Bitcoin Cash			7.38	7,799.37				7.38	7,799.37	1,047.09
ADA.COIN2 - Cardano										

Dimech Superannuation Fund

Investment Movement Report

As at 30 June 2022

Investment	Opening Balance		Additions		Disposals			Closing Balance		
	Units	Cost	Units	Cost	Units	Cost	Accounting Profit/(Loss)	Units	Cost	Market Value
			6,128.83	10,000.00	(6,128.83)	(10,000.00)	14,711.72		0.00	
ETH.COIN6 - Ethereum			9.00	41,947.45				9.00	41,947.45	13,140.53
				125,496.17		(40,000.00)	22,373.68		85,496.17	28,417.84
Managed Investments (Australian)										
SHSADIMEEPP.AX - Evan & Partners Portfolio			1.00	1,188,519.59		(585,341.21)	0.00	1.00	603,178.38	492,610.72
				1,188,519.59		(585,341.21)	0.00		603,178.38	492,610.72
Other Assets										
SHSADIMEUNALLOGGOLD - Gold - Unallocated	38.90	49,999.02	80.44	66,724.13				119.34	116,723.15	314,333.45
SHSADIMESILPA - Silver	2,125.99	35,000.60			(2,125.99)	(35,000.60)	31,725.37		0.00	
		84,999.62		66,724.13		(35,000.60)	31,725.37		116,723.15	314,333.45
Shares in Listed Companies (Australian)										
ANZPH.AX - Australia And New Zealand Banking Group Limited	2,000.00	199,385.09			(2,000.00)	(199,385.09)	12,833.85		0.00	
ANZPI.AX - Australia And New Zealand Banking Group Limited	1,398.00	139,800.00			(1,398.00)	(139,800.00)	2,247.98		0.00	
ETPMAG.AX - Global X Metal Securities Australia Limited			1,718.00	50,883.39	(1,718.00)	(50,883.39)	2,687.45		0.00	
PMGOLD.AX - Gold Corporation	4,769.00	118,332.11	11,118.00	276,181.17	(15,887.00)	(394,513.28)	(136,698.45)		0.00	

Dimech Superannuation Fund

Investment Movement Report

As at 30 June 2022

Investment	Opening Balance		Additions		Disposals			Closing Balance		
	Units	Cost	Units	Cost	Units	Cost	Accounting Profit/(Loss)	Units	Cost	Market Value
MQGPD.AX - Macquarie Group Limited	1,000.00	105,325.73			(1,000.00)	(105,325.73)	1,357.11		0.00	
NABPD.AX - National Australia Bank Limited	2,000.00	203,573.69			(2,000.00)	(203,573.69)	2,399.49		0.00	
NABPH.AX - National Australia Bank Limited	2,000.00	200,000.00			(2,000.00)	(200,000.00)	9,552.06		0.00	
PLS.AX - Pilbara Minerals Limited			4,476.00	15,013.24				4,476.00	15,013.24	10,250.04
WBCPJ.AX - Westpac Banking Corporation	2,000.00	200,000.00			(2,000.00)	(200,000.00)	8,768.92		0.00	
		1,166,416.62		342,077.80		(1,493,481.18)	(96,851.59)		15,013.24	10,250.04
Shares in Listed Companies (Overseas)										
URNM.ARCX - Sprott Funds Trust. - Sprott Uranium Miners ETF			1,044.00	108,905.06				1,044.00	108,905.06	86,593.33
				108,905.06					108,905.06	86,593.33
Units in Listed Unit Trusts (Australian)										
QAU.AX - Betashares Gold Bullion Etf - Currency Hedged	7,705.00	134,538.28	16,896.00	269,068.80	(24,601.00)	(403,607.08)	(9,881.89)		0.00	
ACDC.AX - Global X Battery Tech & Lithium Etf			92.00	7,927.87	(92.00)	(7,927.87)	105.34		0.00	
STW.AX - Spdr S&p/asx 200 Fund	2,000.00	107,778.43			(2,000.00)	(107,778.43)	31,847.81		0.00	
		242,316.71		276,996.67		(519,313.38)	22,071.26		0.00	

1,494,283.12

5,371,855.26

(5,921,790.95)

(20,681.28)

944,347.43

947,236.81

EXCHANGE - SWYFTX

- (1) The Swyftx account is in my personal name. However, I use this account to buy and sell cryptos not only for myself, but also on behalf of my family trust and superfund.
- (2) The superfund owned no cryptos at 30 June 2021.
- (3) The crypto transactions which relate to the superfund and which were financed from personal contributions (rather than already existing superfund monies) are detailed in the General Journal document provided.

EXCHANGE – SWAPZONE (Peer to Peer)

- (4) The crypto purchases on 7/9/21 were transacted on the Swapzone exchange.

WALLET

- (5) For security reason, all cryptos are held on an offline wallet. Screenshots are attached.

Only the highlighted transactions relate to the Superfund.

The numbers in red (and circled) refer to the relevant transactions in chronological order.



Swyftx Pty Ltd
MILTON QLD 4064
AUSTRALIA
ABN 72 623 556 730
Report Date 17/05/2023
Report Time 10:49:37
Report Timezone GMT+10

TRANSACTION REPORT

Mark Dimech

01/07/2021 - 30/06/2022

Crypto Statement

Date	Time	Event	Asset	Rate	Currency	Amount	AUD Value	Fee Amount	Fee AUD*	Balance
23/07/2021	23:58:05	BUY	BNB	398.57	AUD	24,939 BNB	10000.00 AUD	0.1505 BNB	59.60 AUD	36,451,680.75 BNB
23/07/2021	23:59:25	BUY	ADA	1.622	AUD	6128.83 ADA	10000.00 AUD	37.044 ADA	59.76 AUD	6128.83556424 ADA
24/08/2021	8:37:42	SELL	ADA	4.056	AUD	6128.80 ADA	24711.72 AUD	149.15 AUD	149.15 AUD	0.035556424 ADA
24/08/2021	8:40:06	SELL	BNB	695.29	AUD	24,939 BNB	17235.73 AUD	104.03 AUD	104.03 AUD	11,512,680.75 BNB
24/08/2021	8:44:50	BUY	ETH	4632.12	AUD	9,001 ETH	41947.45 AUD	0.05433 ETH	251.11 AUD	13,149,950.51 ETH
24/08/2021	9:25:00	WITHDRAW	ETH			9,001 ETH	41584.89 AUD	0.000 ETH	0.00 AUD	4,148,950.51 ETH
3/09/2021	15:51:45	BUY	BTC	66915.15	AUD	0.2971 BTC	20000.00 AUD	0.001794 BTC	119.76 AUD	0.2971 BTC

The 9 ETH purchased on this day were transferred from the Swyftx wallet to an external wallet.

Date	Time	Event	Asset	Rate	Currency	Amount	AUD Value	Fee Amount	Fee AUD*	Balance
6/09/2021	7:03:20	SELL	BTC	69168.22	AUD	0.2971 BTC	20426.23 AUD	123.25 AUD	123.25 AUD	0 BTC
6/09/2021	20:17:18	SELL	BCH	1063.62	AUD	7.377 BCH	7799.37 AUD	47.084 AUD	47.08 AUD	0 BCH
6/09/2021	20:48:14	SELL	BNB	675.95	AUD	11.513 BNB	7735.80 AUD	46.702 AUD	46.70 AUD	0 BNB
6/09/2021	20:49:59	SELL	LINK	46.496	AUD	154.21 LINK	7127.11 AUD	43.033 AUD	43.03 AUD	0.00833321 LINK
6/09/2021	20:55:06	SELL	USDT	1.346	AUD	344.09 USDT	460.21 AUD	2.778 AUD	2.77 AUD	0 USDT
6/09/2021	22:10:26	SELL	ETH	5212.10	AUD	4.149 ETH	21495.29 AUD	129.73 AUD	129.73 AUD	0 ETH
SUB-TOTAL										1135.99 AUD

* inclusive of GST where applicable
 * Fiat values rounded to nearest cent

Fiat Statement

Date	Time	Event	Asset	Amount	AUD Value	Fee Amount	Fee AUD*
23/07/2021	23:50:35	DEPOSIT	AUD	20000.00 AUD	20000.00 AUD	0.00 AUD	0.00 AUD
3/09/2021	11:51:19	DEPOSIT	AUD	20000.00 AUD	20000.00 AUD	0.00 AUD	0.00 AUD
6/09/2021	8:34:33	WITHDRAW	AUD	20426.23 AUD	20426.23 AUD	0.00 AUD	0.00 AUD
6/09/2021	23:00:49	WITHDRAW	AUD	23122.50 AUD	23122.50 AUD	0.00 AUD	0.00 AUD
7/09/2021	10:05:03	WITHDRAW	AUD	21495.28 AUD	21495.28 AUD	0.00 AUD	0.00 AUD
SUB-TOTAL							

Treasury from NAB 1548

* inclusive of GST where applicable
 * Fiat values rounded to nearest cent

Opening Statements

Crypto Statement

Fiat Statement

Date	Asset	Amount	AUD Value
1/07/2021	BCH	7.37656277 BCH	5039.79 AUD
1/07/2021	USDT	344.08581128 USDT	458.97 AUD
1/07/2021	BNB	11.51268075 BNB	4468.77 AUD
1/07/2021	ETH	4.14895051 ETH	11855.74 AUD
1/07/2021	ETC	0.00118781 ETC	0.09 AUD
1/07/2021	ADA	0.00556424 ADA	0.00 AUD
1/07/2021	VET	0.01505940 VET	0.00 AUD
1/07/2021	LTC	0.00000076 LTC	0.00 AUD
1/07/2021	LINK	154.21833321 LINK	3878.29 AUD
1/07/2021	REP	0.00005260 REP	0.00 AUD
1/07/2021	ENJ	0.04302236 ENJ	0.06 AUD
1/07/2021	BAND	0.00811548 BAND	0.06 AUD
1/07/2021	ONE	0.02190738 ONE	0.00 AUD
1/07/2021	COMP	0.00000528 COMP	0.00 AUD

Closing Statements

Crypto Statement

Date	Asset	Amount	AUD Value
30/06/2022	USDT	0.00000028 USDT	0.00 AUD
30/06/2022	BCH	0.00000277 BCH	0.00 AUD

Date	Asset	Amount	AUD Value
1/07/2021	USD	0.00 USD	0.00 AUD

Fiat Statement


Date	Asset	Amount	AUD Value
30/06/2022	AUD	0.00 AUD	0.00 AUD
30/06/2022	USD	0.00 USD	0.00 AUD

Date	Asset	Amount	AUD Value
30/06/2022	ETH	0.00000729 ETH	0.01 AUD
30/06/2022	BTC	0.00000000 BTC	0.00 AUD
30/06/2022	LTC	0.00000076 LTC	0.00 AUD
30/06/2022	BNB	0.000006831 BNB	0.02 AUD
30/06/2022	VET	0.01505940 VET	0.00 AUD
30/06/2022	ETC	0.00118781 ETC	0.02 AUD
30/06/2022	ADA	0.04040314 ADA	0.02 AUD
30/06/2022	ONE	0.02190738 ONE	0.00 AUD
30/06/2022	ENJ	0.04302236 ENJ	0.02 AUD
30/06/2022	LINK	0.00833321 LINK	0.07 AUD
30/06/2022	COMP	0.00000528 COMP	0.00 AUD
30/06/2022	REP	0.00005260 REP	0.00 AUD
30/06/2022	BAND	0.00811548 BAND	0.01 AUD


To find out more information about our transaction reports, read our help article.
[Understanding the transaction report](#)

4. Crypto wallet – We note you provided us with crypto wallet summaries as at 17/05/2023. Please provide us with the following reports:
- Holdings statement as at 30/06/2022 >> Holding statements at historical dates do not exist for external wallets. It is however possible to view all current holdings in a wallet along with all transactions for each crypto coin, thus allowing Closing Balances to be calculated. In this case only 1 transaction has been processed since 30/06/2022:
 - BTC current balance is shown as 0.827. The one transaction since 30/6/22 is for receipt of 0.306010 on 24/7/22. Thus the balance at 30/6/22 was $0.827 - 0.306010 = 0.52099$
 - Transaction history report or purchase and sales confirmation to provide evidence for buys and sells transaction during FY2022 >> Please see “DSF FY22 Swyftx Tax Report” for evidence of all transactions except for one transaction executed outside of Swyftx for which I have provided “Contract of Sale – Bitcoin and BCH”
5. Swyftx account – Please note assets held in this account must be separated between the family trust, members personal names and the SMSF. Please note the auditor may have an issue with this account as assets are not separated. >> Please note that the assets do not reside in the SwyftX account – they are held in a completely separate wallet as evidenced in the provided screen shots. The Swyftx account had zero balance on 30/6/22 as shown on page 4 of “DSF FY22 Swyftx Tax Report”. I no longer use Swyftx.

Contract of Sale



Buyer: Mark Dimech on behalf of Dimech Superannuation Fund



Seller: Joe Antonino

Date of Sale: September 7, 2021

Item Description	Qty	Unit Price - AUD	Total Price - AUD
BCH	7.37712000	1057.24	7799.37
BTC	0.52061098	68668.07	35749.35
Total			43548.72

74700 - Managed Investments (Australian)

2022 Financial Year

Preparer Shelley Lian

Reviewer Steven Lee

Status Completed

Account Code	Description	CY Units	CY Balance	LY Units	LY Balance	Change
SHSADIMEEPP. AX	Evan & Partners Portfolio	1.000000	\$492,610.72			100%
TOTAL		CY Units	CY Balance	LY Units	LY Balance	
		1.000000	\$492,610.72			

Supporting Documents

- Investment Movement Report [Report](#)
- Off Market transfers.pdf [SHSADIMEEPP.AX](#)

Standard Checklist

- Attach Annual statements from fund managers, Master Trust, Platform or Wrap providers confirming ownership and value
- Attach copies of Statements and Source Documentation
- Attach Investment Movement Report
- Ensure all Investments are valued correctly at June 30
- Ensure the investment is in accordance with the Fund's investment strategy
- Ensure the investment is in accordance with the SIS Act

Dimech Superannuation Fund

Investment Movement Report

As at 30 June 2022

Investment	Opening Balance		Additions		Disposals			Closing Balance		
	Units	Cost	Units	Cost	Units	Cost	Accounting Profit/(Loss)	Units	Cost	Market Value
Bank Accounts										
NAB Transaction Account 1132				330,977.63		(323,094.69)			7,882.94	7,882.94
NAB Transaction Account 1548		182.41		603,277.22		(603,459.63)			0.00	0.00
NabTrade Acc 4673				263,987.85		(256,846.17)			7,141.68	7,141.68
NabTrade Acc 8004		10.95				(10.95)			0.00	0.00
NabTrade Acc 9851		356.77		1,895,593.35		(1,895,943.31)			6.81	6.81
Perth Mint Cash Holdings		0.04		66,926.11		(66,926.15)			0.00	0.00
Swyftx Cash Account				102,373.68		(102,373.68)			0.00	0.00
		550.17		3,263,135.84		(3,248,654.58)			15,031.43	15,031.43
Cryptocurrency										
BNB.COIN1 - Binance Coin			24.94	10,000.00	(24.94)	(10,000.00)	7,235.73		0.00	
BTC.COIN9 - Bitcoin			0.82	55,749.35	(0.30)	(20,000.00)	426.23	0.52	35,749.35	14,230.22
BCH.COIN - Bitcoin Cash			7.38	7,799.37				7.38	7,799.37	1,047.09
ADA.COIN2 - Cardano										

Dimech Superannuation Fund

Investment Movement Report

As at 30 June 2022

Investment	Opening Balance		Additions		Disposals			Closing Balance		
	Units	Cost	Units	Cost	Units	Cost	Accounting Profit/(Loss)	Units	Cost	Market Value
			6,128.83	10,000.00	(6,128.83)	(10,000.00)	14,711.72		0.00	
ETH.COIN6 - Ethereum			9.00	41,947.45				9.00	41,947.45	13,140.53
				125,496.17		(40,000.00)	22,373.68		85,496.17	28,417.84
Managed Investments (Australian)										
SHSADIMEEPP.AX - Evan & Partners Portfolio			1.00	1,188,519.59		(585,341.21)	0.00	1.00	603,178.38	492,610.72
				1,188,519.59		(585,341.21)	0.00		603,178.38	492,610.72
Other Assets										
SHSADIMEUNALLOGGOLD - Gold - Unallocated	38.90	49,999.02	80.44	66,724.13				119.34	116,723.15	314,333.45
SHSADIMESILPA - Silver	2,125.99	35,000.60			(2,125.99)	(35,000.60)	31,725.37		0.00	
		84,999.62		66,724.13		(35,000.60)	31,725.37		116,723.15	314,333.45
Shares in Listed Companies (Australian)										
ANZPH.AX - Australia And New Zealand Banking Group Limited	2,000.00	199,385.09			(2,000.00)	(199,385.09)	12,833.85		0.00	
ANZPI.AX - Australia And New Zealand Banking Group Limited	1,398.00	139,800.00			(1,398.00)	(139,800.00)	2,247.98		0.00	
ETPMAG.AX - Global X Metal Securities Australia Limited			1,718.00	50,883.39	(1,718.00)	(50,883.39)	2,687.45		0.00	
PMGOLD.AX - Gold Corporation	4,769.00	118,332.11	11,118.00	276,181.17	(15,887.00)	(394,513.28)	(136,698.45)		0.00	

Dimech Superannuation Fund

Investment Movement Report

As at 30 June 2022

Investment	Opening Balance		Additions		Disposals			Closing Balance		
	Units	Cost	Units	Cost	Units	Cost	Accounting Profit/(Loss)	Units	Cost	Market Value
MQGPD.AX - Macquarie Group Limited	1,000.00	105,325.73			(1,000.00)	(105,325.73)	1,357.11		0.00	
NABPD.AX - National Australia Bank Limited	2,000.00	203,573.69			(2,000.00)	(203,573.69)	2,399.49		0.00	
NABPH.AX - National Australia Bank Limited	2,000.00	200,000.00			(2,000.00)	(200,000.00)	9,552.06		0.00	
PLS.AX - Pilbara Minerals Limited			4,476.00	15,013.24				4,476.00	15,013.24	10,250.04
WBCPJ.AX - Westpac Banking Corporation	2,000.00	200,000.00			(2,000.00)	(200,000.00)	8,768.92		0.00	
		1,166,416.62		342,077.80		(1,493,481.18)	(96,851.59)		15,013.24	10,250.04
Shares in Listed Companies (Overseas)										
URNM.ARCX - Sprott Funds Trust. - Sprott Uranium Miners ETF			1,044.00	108,905.06				1,044.00	108,905.06	86,593.33
				108,905.06					108,905.06	86,593.33
Units in Listed Unit Trusts (Australian)										
QAU.AX - Betashares Gold Bullion Etf - Currency Hedged	7,705.00	134,538.28	16,896.00	269,068.80	(24,601.00)	(403,607.08)	(9,881.89)		0.00	
ACDC.AX - Global X Battery Tech & Lithium Etf			92.00	7,927.87	(92.00)	(7,927.87)	105.34		0.00	
STW.AX - Spdr S&p/asx 200 Fund	2,000.00	107,778.43			(2,000.00)	(107,778.43)	31,847.81		0.00	
		242,316.71		276,996.67		(519,313.38)	22,071.26		0.00	

1,494,283.12

5,371,855.26

(5,921,790.95)

(20,681.28)

944,347.43

947,236.81

Ashley Woodhead
Evans & Partners
171 Collins Street
Melbourne VIC 3000

Dear Ashley,

RE: Transfer of Assets

Please accept this letter as instruction for Xplore Wealth to transfer the below assets between our Accounts. The purpose of transfer is to facilitate a Sale of assets from our Family Trust (**LE1035422**) to our Superannuation Fund (**LE7435965**).

From:

Mark Angelo Dimech atf Mark Dimech Family Trust – LE1035422


Transfer:

- Partners Group Global Value Fund [ETL0276AU] – **18,698.58 Units**
- Perennial Private to Public Opportunities Fund No.3 Class A [WPC0155AU] – **50,000.00 Units**

To:

Mark Dimech Enterprises Pty Ltd atf Dimech Super Fund – LE7435965

Signed:



Mark Angelo Dimech
Trustee

Date: 3-3-22



Mark Dimech
Director

Date: 3-3-22



Jasbir Dimech
Director

76000 - Other Assets

2022 Financial Year

Preparer Shelley Lian

Reviewer Steven Lee

Status Completed

Account Code	Description	CY Units	CY Balance	LY Units	LY Balance	Change
SHSADIMESILPA	Silver	0.000000		2125.987000	\$114,339.15	100%
SHSADIMEUNALLOGGOLD	Gold - Unallocated	119.341000	\$314,333.45	38.901000	\$49,999.02	528.68%
TOTAL						
		119.341000	\$314,333.45	2164.888000	\$164,338.17	

Supporting Documents

◦ Investment Movement Report [Report](#)

Standard Checklist

- Attach copies of Statements and Source Documentation
- Attach Investment Movement Report
- Ensure all Investments are valued correctly at June 30
- Ensure the investment is in accordance with the Fund's investment strategy
- Ensure the investment is in accordance with the SIS Act

Dimech Superannuation Fund

Investment Movement Report

As at 30 June 2022

Investment	Opening Balance		Additions		Disposals			Closing Balance		
	Units	Cost	Units	Cost	Units	Cost	Accounting Profit/(Loss)	Units	Cost	Market Value
Bank Accounts										
NAB Transaction Account 1132				330,977.63		(323,094.69)			7,882.94	7,882.94
NAB Transaction Account 1548		182.41		603,277.22		(603,459.63)			0.00	0.00
NabTrade Acc 4673				263,987.85		(256,846.17)			7,141.68	7,141.68
NabTrade Acc 8004		10.95				(10.95)			0.00	0.00
NabTrade Acc 9851		356.77		1,895,593.35		(1,895,943.31)			6.81	6.81
Perth Mint Cash Holdings		0.04		66,926.11		(66,926.15)			0.00	0.00
Swyftx Cash Account				102,373.68		(102,373.68)			0.00	0.00
		550.17		3,263,135.84		(3,248,654.58)			15,031.43	15,031.43
Cryptocurrency										
BNB.COIN1 - Binance Coin			24.94	10,000.00	(24.94)	(10,000.00)	7,235.73		0.00	
BTC.COIN9 - Bitcoin			0.82	55,749.35	(0.30)	(20,000.00)	426.23	0.52	35,749.35	14,230.22
BCH.COIN - Bitcoin Cash			7.38	7,799.37				7.38	7,799.37	1,047.09
ADA.COIN2 - Cardano										

Dimech Superannuation Fund

Investment Movement Report

As at 30 June 2022

Investment	Opening Balance		Additions		Disposals			Closing Balance		
	Units	Cost	Units	Cost	Units	Cost	Accounting Profit/(Loss)	Units	Cost	Market Value
			6,128.83	10,000.00	(6,128.83)	(10,000.00)	14,711.72		0.00	
ETH.COIN6 - Ethereum			9.00	41,947.45				9.00	41,947.45	13,140.53
				125,496.17		(40,000.00)	22,373.68		85,496.17	28,417.84
Managed Investments (Australian)										
SHSADIMEEPP.AX - Evan & Partners Portfolio			1.00	1,188,519.59		(585,341.21)	0.00	1.00	603,178.38	492,610.72
				1,188,519.59		(585,341.21)	0.00		603,178.38	492,610.72
Other Assets										
SHSADIMEUNALLOGGOLD - Gold - Unallocated	38.90	49,999.02	80.44	66,724.13				119.34	116,723.15	314,333.45
SHSADIMESILPA - Silver	2,125.99	35,000.60			(2,125.99)	(35,000.60)	31,725.37		0.00	
				84,999.62		(35,000.60)	31,725.37		116,723.15	314,333.45
Shares in Listed Companies (Australian)										
ANZPH.AX - Australia And New Zealand Banking Group Limited	2,000.00	199,385.09			(2,000.00)	(199,385.09)	12,833.85		0.00	
ANZPI.AX - Australia And New Zealand Banking Group Limited	1,398.00	139,800.00			(1,398.00)	(139,800.00)	2,247.98		0.00	
ETPMAG.AX - Global X Metal Securities Australia Limited			1,718.00	50,883.39	(1,718.00)	(50,883.39)	2,687.45		0.00	
PMGOLD.AX - Gold Corporation	4,769.00	118,332.11	11,118.00	276,181.17	(15,887.00)	(394,513.28)	(136,698.45)		0.00	

Dimech Superannuation Fund

Investment Movement Report

As at 30 June 2022

Investment	Opening Balance		Additions		Disposals			Closing Balance		
	Units	Cost	Units	Cost	Units	Cost	Accounting Profit/(Loss)	Units	Cost	Market Value
MQGPD.AX - Macquarie Group Limited	1,000.00	105,325.73			(1,000.00)	(105,325.73)	1,357.11		0.00	
NABPD.AX - National Australia Bank Limited	2,000.00	203,573.69			(2,000.00)	(203,573.69)	2,399.49		0.00	
NABPH.AX - National Australia Bank Limited	2,000.00	200,000.00			(2,000.00)	(200,000.00)	9,552.06		0.00	
PLS.AX - Pilbara Minerals Limited			4,476.00	15,013.24				4,476.00	15,013.24	10,250.04
WBCPJ.AX - Westpac Banking Corporation	2,000.00	200,000.00			(2,000.00)	(200,000.00)	8,768.92		0.00	
		1,166,416.62		342,077.80		(1,493,481.18)	(96,851.59)		15,013.24	10,250.04
Shares in Listed Companies (Overseas)										
URNM.ARCX - Sprott Funds Trust. - Sprott Uranium Miners ETF			1,044.00	108,905.06				1,044.00	108,905.06	86,593.33
				108,905.06					108,905.06	86,593.33
Units in Listed Unit Trusts (Australian)										
QAU.AX - Betashares Gold Bullion Etf - Currency Hedged	7,705.00	134,538.28	16,896.00	269,068.80	(24,601.00)	(403,607.08)	(9,881.89)		0.00	
ACDC.AX - Global X Battery Tech & Lithium Etf			92.00	7,927.87	(92.00)	(7,927.87)	105.34		0.00	
STW.AX - Spdr S&p/asx 200 Fund	2,000.00	107,778.43			(2,000.00)	(107,778.43)	31,847.81		0.00	
		242,316.71		276,996.67		(519,313.38)	22,071.26		0.00	

1,494,283.12

5,371,855.26

(5,921,790.95)

(20,681.28)

944,347.43

947,236.81

77600 - Shares in Listed Companies (Australian)

2022 Financial Year

Preparer Shelley Lian

Reviewer Steven Lee

Status Completed

Account Code	Description	CY Units	CY Balance	LY Units	LY Balance	Change
ANZPH.AX	Australia And New Zealand Banking Group Limited	0.000000		2000.000000	\$273,147.15	100%
ANZPI.AX	Australia And New Zealand Banking Group Limited	0.000000		1398.000000	\$139,800.00	100%
ETPMAG.AX	Global X Metal Securities Australia Limited	0.000000				0%
MQGPD.AX	Macquarie Group Limited	0.000000		1000.000000	\$107,710.00	100%
NABPD.AX	National Australia Bank Limited	0.000000		2000.000000	\$207,000.00	100%
NABPH.AX	National Australia Bank Limited	0.000000		2000.000000	\$210,000.00	100%
PLS.AX	Pilbara Minerals Limited	4476.000000	\$10,250.04			100%
PMGOLD.AX	Gold Corporation	0.000000		4769.000000	\$111,651.11	100%
WBCPJ.AX	Westpac Banking Corporation	0.000000		2000.000000	\$209,000.00	100%
TOTAL		CY Units	CY Balance	LY Units	LY Balance	
		4476.000000	\$10,250.04	15167.000000	\$1,258,308.26	

Supporting Documents

- Balance Review Report [Report](#)
- Investment Movement Report [Report](#)
- 13. Nabtrade Portfolio Holdings (New Trustee) 30 Jun 2022.pdf

Standard Checklist

- Attach Balance Review Report
- Attach copies of HIN/SRN or Chess Statements, Broker Statements, Contract Notes Corporate Action documentation and any other relevant Source Documentation
- Attach Investment Movement Report
- Ensure all Investments are valued correctly at June 30
- Ensure the investment is in accordance with the Fund's investment strategy

Dimech Superannuation Fund

Balance Review Report

As at 30 June 2022

Investment Code	Investment Name	Holding Reference	Third Party Data			BGL Ledger	Variance
			Data Feed Provider	Balance Date	Balance Amount	Balance	
60400	Bank Accounts						
NAB711201132	NAB Transaction Account 1132					7,882.94	
NAB305244673	NabTrade Acc 4673					7,141.68	
NAB301629851	NabTrade Acc 9851					6.81	
70040	Cryptocurrency						
BCH.COIN	Bitcoin Cash					7.3771	
BTC.COIN	Bitcoin					0.5206	
ETH.COIN	Ethereum					9.0010	
74700	Managed Investments (Australian)						
SHSADIMEEPP.A X	Evan & Partners Portfolio					1.0000	
76000	Other Assets						
SHSADIMEUNALL OCGOLD	Gold - Unallocated					119.3410	
77600	Shares in Listed Companies (Australian)						
PLS.AX	Pilbara Minerals Limited				Setup	4,476.0000	4,476.0000
77700	Shares in Listed Companies (Overseas)						
URNM.ARCX	Sprott Funds Trust. - Sprott Uranium Miners ETF					1,044.0000	

Dimech Superannuation Fund

Investment Movement Report

As at 30 June 2022

Investment	Opening Balance		Additions		Disposals			Closing Balance		
	Units	Cost	Units	Cost	Units	Cost	Accounting Profit/(Loss)	Units	Cost	Market Value
Bank Accounts										
NAB Transaction Account 1132				330,977.63		(323,094.69)			7,882.94	7,882.94
NAB Transaction Account 1548		182.41		603,277.22		(603,459.63)			0.00	0.00
NabTrade Acc 4673				263,987.85		(256,846.17)			7,141.68	7,141.68
NabTrade Acc 8004		10.95				(10.95)			0.00	0.00
NabTrade Acc 9851		356.77		1,895,593.35		(1,895,943.31)			6.81	6.81
Perth Mint Cash Holdings		0.04		66,926.11		(66,926.15)			0.00	0.00
Swyftx Cash Account				102,373.68		(102,373.68)			0.00	0.00
		550.17		3,263,135.84		(3,248,654.58)			15,031.43	15,031.43
Cryptocurrency										
BNB.COIN1 - Binance Coin			24.94	10,000.00	(24.94)	(10,000.00)	7,235.73		0.00	
BTC.COIN9 - Bitcoin			0.82	55,749.35	(0.30)	(20,000.00)	426.23	0.52	35,749.35	14,230.22
BCH.COIN - Bitcoin Cash			7.38	7,799.37				7.38	7,799.37	1,047.09
ADA.COIN2 - Cardano										

Dimech Superannuation Fund

Investment Movement Report

As at 30 June 2022

Investment	Opening Balance		Additions		Disposals			Closing Balance		
	Units	Cost	Units	Cost	Units	Cost	Accounting Profit/(Loss)	Units	Cost	Market Value
			6,128.83	10,000.00	(6,128.83)	(10,000.00)	14,711.72		0.00	
ETH.COIN6 - Ethereum			9.00	41,947.45				9.00	41,947.45	13,140.53
				125,496.17		(40,000.00)	22,373.68		85,496.17	28,417.84
Managed Investments (Australian)										
SHSADIMEEPP.AX - Evan & Partners Portfolio			1.00	1,188,519.59		(585,341.21)	0.00	1.00	603,178.38	492,610.72
				1,188,519.59		(585,341.21)	0.00		603,178.38	492,610.72
Other Assets										
SHSADIMEUNALLOGGOLD - Gold - Unallocated	38.90	49,999.02	80.44	66,724.13				119.34	116,723.15	314,333.45
SHSADIMESILPA - Silver	2,125.99	35,000.60			(2,125.99)	(35,000.60)	31,725.37		0.00	
		84,999.62		66,724.13		(35,000.60)	31,725.37		116,723.15	314,333.45
Shares in Listed Companies (Australian)										
ANZPH.AX - Australia And New Zealand Banking Group Limited	2,000.00	199,385.09			(2,000.00)	(199,385.09)	12,833.85		0.00	
ANZPI.AX - Australia And New Zealand Banking Group Limited	1,398.00	139,800.00			(1,398.00)	(139,800.00)	2,247.98		0.00	
ETPMAG.AX - Global X Metal Securities Australia Limited			1,718.00	50,883.39	(1,718.00)	(50,883.39)	2,687.45		0.00	
PMGOLD.AX - Gold Corporation	4,769.00	118,332.11	11,118.00	276,181.17	(15,887.00)	(394,513.28)	(136,698.45)		0.00	

Dimech Superannuation Fund

Investment Movement Report

As at 30 June 2022

Investment	Opening Balance		Additions		Disposals			Closing Balance		
	Units	Cost	Units	Cost	Units	Cost	Accounting Profit/(Loss)	Units	Cost	Market Value
MQGPD.AX - Macquarie Group Limited	1,000.00	105,325.73			(1,000.00)	(105,325.73)	1,357.11		0.00	
NABPD.AX - National Australia Bank Limited	2,000.00	203,573.69			(2,000.00)	(203,573.69)	2,399.49		0.00	
NABPH.AX - National Australia Bank Limited	2,000.00	200,000.00			(2,000.00)	(200,000.00)	9,552.06		0.00	
PLS.AX - Pilbara Minerals Limited			4,476.00	15,013.24				4,476.00	15,013.24	10,250.04
WBCPJ.AX - Westpac Banking Corporation	2,000.00	200,000.00			(2,000.00)	(200,000.00)	8,768.92		0.00	
		1,166,416.62		342,077.80		(1,493,481.18)	(96,851.59)		15,013.24	10,250.04
Shares in Listed Companies (Overseas)										
URNM.ARCX - Sprott Funds Trust. - Sprott Uranium Miners ETF			1,044.00	108,905.06				1,044.00	108,905.06	86,593.33
				108,905.06					108,905.06	86,593.33
Units in Listed Unit Trusts (Australian)										
QAU.AX - Betashares Gold Bullion Etf - Currency Hedged	7,705.00	134,538.28	16,896.00	269,068.80	(24,601.00)	(403,607.08)	(9,881.89)		0.00	
ACDC.AX - Global X Battery Tech & Lithium Etf			92.00	7,927.87	(92.00)	(7,927.87)	105.34		0.00	
STW.AX - Spdr S&p/asx 200 Fund	2,000.00	107,778.43			(2,000.00)	(107,778.43)	31,847.81		0.00	
		242,316.71		276,996.67		(519,313.38)	22,071.26		0.00	

1,494,283.12

5,371,855.26

(5,921,790.95)

(20,681.28)

944,347.43

947,236.81

Portfolio holdings report

Holding date:

30/06/2022

Dimech Superannuation Fund

Trading Account - Domestic - Cash funded NT2574228-002

Description	Code	Quantity	Portfolio(%)	Market Price	Avg. Price	Market Value	Gain/Loss (\$/%)
PILBARA MINERALS LIMITED ORDINARY FULLY PAID	PLS.ASX	4476.0	10.32%	\$2.29	\$3.3542	\$10,250.04	-\$4,763.20 (-31.73%)
Totals						\$10,250.04	-\$4,763.20 (-31.73%)

Trading Account - International (AUD funded) NT2574228-004

Description	Code	Quantity	Portfolio(%)	Market Price	Avg. Price	Market Value	Gain/Loss (\$/%)
Sprott Uranium Miners ETF Exchange Traded Fund	URNM.ARC	1044.0	89.68%	\$58.69	\$74.7581	USD \$61,272.36	-\$16,775.13 (-21.49%)
Totals						USD \$61,272.36	-\$16,775.13 (-21.49%)

77700 - Shares in Listed Companies (Overseas)

2022 Financial Year

Preparer Shelley Lian

Reviewer Steven Lee

Status Completed

Account Code	Description	CY Units	CY Balance	LY Units	LY Balance	Change
URNM. ARCX	Sprott Funds Trust. - Sprott Uranium Miners ETF	1044.000000	\$86,593.33			100%
TOTAL		CY Units	CY Balance	LY Units	LY Balance	
		1044.000000	\$86,593.33			

Supporting Documents

- Investment Movement Report [Report](#)

Standard Checklist

- Attach copies of Statements and Source Documentation
- Attach Investment Movement Report
- Ensure all Investments are valued at June 30 in Australian Dollars
- Ensure the investment is in accordance with the Fund's investment strategy
- Ensure the investment is in accordance with the SIS Act

Dimech Superannuation Fund

Investment Movement Report

As at 30 June 2022

Investment	Opening Balance		Additions		Disposals			Closing Balance		
	Units	Cost	Units	Cost	Units	Cost	Accounting Profit/(Loss)	Units	Cost	Market Value
Bank Accounts										
NAB Transaction Account 1132				330,977.63		(323,094.69)			7,882.94	7,882.94
NAB Transaction Account 1548		182.41		603,277.22		(603,459.63)			0.00	0.00
NabTrade Acc 4673				263,987.85		(256,846.17)			7,141.68	7,141.68
NabTrade Acc 8004		10.95				(10.95)			0.00	0.00
NabTrade Acc 9851		356.77		1,895,593.35		(1,895,943.31)			6.81	6.81
Perth Mint Cash Holdings		0.04		66,926.11		(66,926.15)			0.00	0.00
Swyftx Cash Account				102,373.68		(102,373.68)			0.00	0.00
		550.17		3,263,135.84		(3,248,654.58)			15,031.43	15,031.43
Cryptocurrency										
BNB.COIN1 - Binance Coin			24.94	10,000.00	(24.94)	(10,000.00)	7,235.73		0.00	
BTC.COIN9 - Bitcoin			0.82	55,749.35	(0.30)	(20,000.00)	426.23	0.52	35,749.35	14,230.22
BCH.COIN - Bitcoin Cash			7.38	7,799.37				7.38	7,799.37	1,047.09
ADA.COIN2 - Cardano										

Dimech Superannuation Fund

Investment Movement Report

As at 30 June 2022

Investment	Opening Balance		Additions		Disposals			Closing Balance		
	Units	Cost	Units	Cost	Units	Cost	Accounting Profit/(Loss)	Units	Cost	Market Value
			6,128.83	10,000.00	(6,128.83)	(10,000.00)	14,711.72		0.00	
ETH.COIN6 - Ethereum			9.00	41,947.45				9.00	41,947.45	13,140.53
				125,496.17		(40,000.00)	22,373.68		85,496.17	28,417.84
Managed Investments (Australian)										
SHSADIMEEPP.AX - Evan & Partners Portfolio			1.00	1,188,519.59		(585,341.21)	0.00	1.00	603,178.38	492,610.72
				1,188,519.59		(585,341.21)	0.00		603,178.38	492,610.72
Other Assets										
SHSADIMEUNALLOGGOLD - Gold - Unallocated	38.90	49,999.02	80.44	66,724.13				119.34	116,723.15	314,333.45
SHSADIMESILPA - Silver	2,125.99	35,000.60			(2,125.99)	(35,000.60)	31,725.37		0.00	
		84,999.62		66,724.13		(35,000.60)	31,725.37		116,723.15	314,333.45
Shares in Listed Companies (Australian)										
ANZPH.AX - Australia And New Zealand Banking Group Limited	2,000.00	199,385.09			(2,000.00)	(199,385.09)	12,833.85		0.00	
ANZPI.AX - Australia And New Zealand Banking Group Limited	1,398.00	139,800.00			(1,398.00)	(139,800.00)	2,247.98		0.00	
ETPMAG.AX - Global X Metal Securities Australia Limited			1,718.00	50,883.39	(1,718.00)	(50,883.39)	2,687.45		0.00	
PMGOLD.AX - Gold Corporation	4,769.00	118,332.11	11,118.00	276,181.17	(15,887.00)	(394,513.28)	(136,698.45)		0.00	

Dimech Superannuation Fund

Investment Movement Report

As at 30 June 2022

Investment	Opening Balance		Additions		Disposals			Closing Balance		
	Units	Cost	Units	Cost	Units	Cost	Accounting Profit/(Loss)	Units	Cost	Market Value
MQGPD.AX - Macquarie Group Limited	1,000.00	105,325.73			(1,000.00)	(105,325.73)	1,357.11		0.00	
NABPD.AX - National Australia Bank Limited	2,000.00	203,573.69			(2,000.00)	(203,573.69)	2,399.49		0.00	
NABPH.AX - National Australia Bank Limited	2,000.00	200,000.00			(2,000.00)	(200,000.00)	9,552.06		0.00	
PLS.AX - Pilbara Minerals Limited			4,476.00	15,013.24				4,476.00	15,013.24	10,250.04
WBCPJ.AX - Westpac Banking Corporation	2,000.00	200,000.00			(2,000.00)	(200,000.00)	8,768.92		0.00	
		1,166,416.62		342,077.80		(1,493,481.18)	(96,851.59)		15,013.24	10,250.04
Shares in Listed Companies (Overseas)										
URNM.ARCX - Sprott Funds Trust. - Sprott Uranium Miners ETF			1,044.00	108,905.06				1,044.00	108,905.06	86,593.33
				108,905.06					108,905.06	86,593.33
Units in Listed Unit Trusts (Australian)										
QAU.AX - Betashares Gold Bullion Etf - Currency Hedged	7,705.00	134,538.28	16,896.00	269,068.80	(24,601.00)	(403,607.08)	(9,881.89)		0.00	
ACDC.AX - Global X Battery Tech & Lithium Etf			92.00	7,927.87	(92.00)	(7,927.87)	105.34		0.00	
STW.AX - Spdr S&p/asx 200 Fund	2,000.00	107,778.43			(2,000.00)	(107,778.43)	31,847.81		0.00	
		242,316.71		276,996.67		(519,313.38)	22,071.26		0.00	

1,494,283.12

5,371,855.26

(5,921,790.95)

(20,681.28)

944,347.43

947,236.81

78200 - Units in Listed Unit Trusts (Australian)

2022 Financial Year

Preparer Shelley Lian

Reviewer Steven Lee

Status Completed

Account Code	Description	CY Units	CY Balance	LY Units	LY Balance	Change
ACDC.AX	Global X Battery Tech & Lithium Etf	0.000000				0%
QAU.AX	Betashares Gold Bullion Etf - Currency Hedged	0.000000		7705.000000	\$127,825.95	100%
STW.AX	Spdr S&p/asx 200 Fund	0.000000		2000.000000	\$135,580.00	100%
TOTAL		CY Units	CY Balance	LY Units	LY Balance	
		0.000000		9705.000000	\$263,405.95	

Supporting Documents

◦ Investment Movement Report [Report](#)

Standard Checklist

- Attach copies of Statements and Source Documentation
- Attach Investment Movement Report
- Ensure all Investments are valued correctly at June 30
- Ensure the investment is in accordance with the Fund's investment strategy
- Ensure the investment is in accordance with the SIS Act

Dimech Superannuation Fund

Investment Movement Report

As at 30 June 2022

Investment	Opening Balance		Additions		Disposals			Closing Balance		
	Units	Cost	Units	Cost	Units	Cost	Accounting Profit/(Loss)	Units	Cost	Market Value
Bank Accounts										
NAB Transaction Account 1132				330,977.63		(323,094.69)			7,882.94	7,882.94
NAB Transaction Account 1548		182.41		603,277.22		(603,459.63)			0.00	0.00
NabTrade Acc 4673				263,987.85		(256,846.17)			7,141.68	7,141.68
NabTrade Acc 8004		10.95				(10.95)			0.00	0.00
NabTrade Acc 9851		356.77		1,895,593.35		(1,895,943.31)			6.81	6.81
Perth Mint Cash Holdings		0.04		66,926.11		(66,926.15)			0.00	0.00
Swyftx Cash Account				102,373.68		(102,373.68)			0.00	0.00
		550.17		3,263,135.84		(3,248,654.58)			15,031.43	15,031.43
Cryptocurrency										
BNB.COIN1 - Binance Coin			24.94	10,000.00	(24.94)	(10,000.00)	7,235.73		0.00	
BTC.COIN9 - Bitcoin			0.82	55,749.35	(0.30)	(20,000.00)	426.23	0.52	35,749.35	14,230.22
BCH.COIN - Bitcoin Cash			7.38	7,799.37				7.38	7,799.37	1,047.09
ADA.COIN2 - Cardano										

Dimech Superannuation Fund

Investment Movement Report

As at 30 June 2022

Investment	Opening Balance		Additions		Disposals			Closing Balance		
	Units	Cost	Units	Cost	Units	Cost	Accounting Profit/(Loss)	Units	Cost	Market Value
			6,128.83	10,000.00	(6,128.83)	(10,000.00)	14,711.72		0.00	
ETH.COIN6 - Ethereum			9.00	41,947.45				9.00	41,947.45	13,140.53
				125,496.17		(40,000.00)	22,373.68		85,496.17	28,417.84
Managed Investments (Australian)										
SHSADIMEEPP.AX - Evan & Partners Portfolio			1.00	1,188,519.59		(585,341.21)	0.00	1.00	603,178.38	492,610.72
				1,188,519.59		(585,341.21)	0.00		603,178.38	492,610.72
Other Assets										
SHSADIMEUNALLOGGOLD - Gold - Unallocated	38.90	49,999.02	80.44	66,724.13				119.34	116,723.15	314,333.45
SHSADIMESILPA - Silver	2,125.99	35,000.60			(2,125.99)	(35,000.60)	31,725.37		0.00	
				84,999.62		(35,000.60)	31,725.37		116,723.15	314,333.45
Shares in Listed Companies (Australian)										
ANZPH.AX - Australia And New Zealand Banking Group Limited	2,000.00	199,385.09			(2,000.00)	(199,385.09)	12,833.85		0.00	
ANZPI.AX - Australia And New Zealand Banking Group Limited	1,398.00	139,800.00			(1,398.00)	(139,800.00)	2,247.98		0.00	
ETPMAG.AX - Global X Metal Securities Australia Limited			1,718.00	50,883.39	(1,718.00)	(50,883.39)	2,687.45		0.00	
PMGOLD.AX - Gold Corporation	4,769.00	118,332.11	11,118.00	276,181.17	(15,887.00)	(394,513.28)	(136,698.45)		0.00	

Dimech Superannuation Fund

Investment Movement Report

As at 30 June 2022

Investment	Opening Balance		Additions		Disposals			Closing Balance		
	Units	Cost	Units	Cost	Units	Cost	Accounting Profit/(Loss)	Units	Cost	Market Value
MQGPD.AX - Macquarie Group Limited	1,000.00	105,325.73			(1,000.00)	(105,325.73)	1,357.11		0.00	
NABPD.AX - National Australia Bank Limited	2,000.00	203,573.69			(2,000.00)	(203,573.69)	2,399.49		0.00	
NABPH.AX - National Australia Bank Limited	2,000.00	200,000.00			(2,000.00)	(200,000.00)	9,552.06		0.00	
PLS.AX - Pilbara Minerals Limited			4,476.00	15,013.24				4,476.00	15,013.24	10,250.04
WBCPJ.AX - Westpac Banking Corporation	2,000.00	200,000.00			(2,000.00)	(200,000.00)	8,768.92		0.00	
		1,166,416.62		342,077.80		(1,493,481.18)	(96,851.59)		15,013.24	10,250.04
Shares in Listed Companies (Overseas)										
URNM.ARCX - Sprott Funds Trust. - Sprott Uranium Miners ETF			1,044.00	108,905.06				1,044.00	108,905.06	86,593.33
				108,905.06					108,905.06	86,593.33
Units in Listed Unit Trusts (Australian)										
QAU.AX - Betashares Gold Bullion Etf - Currency Hedged	7,705.00	134,538.28	16,896.00	269,068.80	(24,601.00)	(403,607.08)	(9,881.89)		0.00	
ACDC.AX - Global X Battery Tech & Lithium Etf			92.00	7,927.87	(92.00)	(7,927.87)	105.34		0.00	
STW.AX - Spdr S&p/asx 200 Fund	2,000.00	107,778.43			(2,000.00)	(107,778.43)	31,847.81		0.00	
		242,316.71		276,996.67		(519,313.38)	22,071.26		0.00	

1,494,283.12

5,371,855.26

(5,921,790.95)

(20,681.28)

944,347.43

947,236.81

85000 - Income Tax Payable/Refundable

2022 Financial Year

Preparer Shelley Lian

Reviewer Steven Lee

Status Completed

Account Code	Description	CY Balance	LY Balance	Change
85000	Income Tax Payable/Refundable	\$1,099.76	\$2,578.80	(57.35)%
TOTAL		CY Balance	LY Balance	
		\$1,099.76	\$2,578.80	

Supporting Documents

- Non Deductible Expense Reconciliation [Report](#)
- Tax Reconciliation Report [Report](#)
- Exempt Pension Reconciliation [Report](#)
- Statement of Taxable Income [Report](#)
- ATO_Income_Tax.pdf

Standard Checklist

- Attach Actuarial Certificate (if applicable)
- Attach any other Tax reconciliations
- Attach copy of Exempt Pension Reconciliation (if applicable)
- Attach copy of Non Deductible Expense Reconciliation (if applicable)
- Attach copy of Statement of Taxable Income
- Attach copy of Tax Reconciliation Report
- Confirm Transactions in ATO Portal

Dimech Superannuation Fund

Statement of Taxable Income

For the year ended 30 June 2022

	2022
	\$
Benefits accrued as a result of operations	(736,787.88)
Less	
Other Non Taxable Income	60,200.00
Exempt current pension income	19,382.00
Realised Accounting Capital Gains	(20,681.28)
Accounting Trust Distributions	15,868.94
Non Taxable Contributions	110,000.00
	<u>184,769.66</u>
Add	
Decrease in MV of investments	193,795.24
SMSF non deductible expenses	4,321.00
Pension Payments	669,972.00
Franking Credits	5,199.68
Foreign Credits	708.41
Taxable Trust Distributions	2,583.14
Distributed Foreign income	1,484.28
Benefits Paid/Transfers Out	70,216.65
	<u>948,280.40</u>
SMSF Annual Return Rounding	1.14
	<u>26,724.00</u>
Taxable Income or Loss	<u>26,724.00</u>
Income Tax on Taxable Income or Loss	4,008.60
Less	
Franking Credits	5,199.68
Foreign Credits	167.68
	<u>(1,358.76)</u>
CURRENT TAX OR REFUND	<u>(1,358.76)</u>
Supervisory Levy	259.00
	<u>(1,099.76)</u>
AMOUNT DUE OR REFUNDABLE	<u>(1,099.76)</u>

* Distribution tax components review process has not been completed for the financial year.

Dimech Superannuation Fund

Tax Reconciliation Report

For the year ended 30 June 2022

Tax Return Label	Date	Account Code	Account Name	Amount \$
C - Income - Gross interest				
	30/07/2021	25000/NAB301629851	NabTrade Acc 9851	1.50
	31/08/2021	25000/NAB301629851	NabTrade Acc 9851	5.83
	30/09/2021	25000/NAB301629851	NabTrade Acc 9851	0.98
	31/12/2021	25000/NAB305244673	NabTrade Acc 4673	0.03
	31/01/2022	25000/NAB305244673	NabTrade Acc 4673	0.07
	28/02/2022	25000/NAB305244673	NabTrade Acc 4673	0.48
	31/03/2022	25000/NAB305244673	NabTrade Acc 4673	0.23
	29/04/2022	25000/NAB305244673	NabTrade Acc 4673	0.19
	31/05/2022	25000/NAB305244673	NabTrade Acc 4673	0.47
	30/06/2022	25000/NAB305244673	NabTrade Acc 4673	0.42
	30/06/2022	25000/SHSADIMEEPP.AX	Evan & Partners Portfolio	90.49
Sub-Total				100.69
Ignore Cents				0.69
Total				100.00
D1 - Income - Gross foreign income				
	07/01/2022	23900/URNM.ARCX	Sprott Funds Trust. - Sprott Uranium Miners ETF	1,564.00
	30/06/2022	23900/SHSADIMEEPP.AX	Evan & Partners Portfolio	281.53
	30/06/2022	23900/SHSADIMEEPP.AX	Evan & Partners Portfolio	2,568.05
	30/06/2022	23800/SHSADIMEEPP.AX	Evan & Partners Portfolio	1,538.11
Sub-Total				5,951.69
Ignore Cents				0.69
Total				5,951.00
D - Income - Net foreign income				
	07/01/2022	23900/URNM.ARCX	Sprott Funds Trust. - Sprott Uranium Miners ETF	1,564.00
	30/06/2022	23900/SHSADIMEEPP.AX	Evan & Partners Portfolio	281.53
	30/06/2022	23900/SHSADIMEEPP.AX	Evan & Partners Portfolio	2,568.05
	30/06/2022	23800/SHSADIMEEPP.AX	Evan & Partners Portfolio	1,538.11
Sub-Total				5,951.69
Ignore Cents				0.69
Total				5,951.00
J - Unfranked dividend amount				
	30/06/2022	23900/SHSADIMEEPP.AX	Evan & Partners Portfolio	432.40
Sub-Total				432.40
Ignore Cents				0.40
Total				432.00
K - Franked dividend amount				
	07/07/2021	23900/NABPD.AX	National Australia Bank Limited	1,743.20
	30/06/2022	23900/SHSADIMEEPP.AX	Evan & Partners Portfolio	9,385.43

Dimech Superannuation Fund

Tax Reconciliation Report

For the year ended 30 June 2022

Tax Return Label	Date	Account Code	Account Name	Amount \$
K - Franked dividend amount				
Sub-Total				11,128.63
Ignore Cents				0.63
Total				11,128.00
L - Income - Dividend franking credit				
	07/07/2021	23900/NABPD.AX	National Australia Bank Limited	747.09
	30/06/2022	23900/SHSADIMEEPP.AX	Evan & Partners Portfolio	4,022.33
Sub-Total				4,769.42
Ignore Cents				0.42
Total				4,769.00
M - Gross trust distributions				
	30/06/2022	23800/SHSADIMEEPP.AX	Evan & Partners Portfolio	1,739.00
	30/06/2022	23800/STW.AX	Spdr S&p/asx 200 Fund	1,274.40
Sub-Total				3,013.40
Ignore Cents				0.40
Total				3,013.00
R1 - Assessable employer contributions				
	01/07/2021	24200/DIMJAS00001A	(Contributions) Dimech, Jasbir - Accumulation (Accumulation)	1,278.78
	10/08/2021	24200/DIMMAR00001A	(Contributions) Dimech, Mark - Accumulation (Accumulation)	99.06
	12/10/2021	24200/DIMJAS00001A	(Contributions) Dimech, Jasbir - Accumulation (Accumulation)	947.68
	02/12/2021	24200/DIMMAR00001A	(Contributions) Dimech, Mark - Accumulation (Accumulation)	5.36
	19/01/2022	24200/DIMJAS00001A	(Contributions) Dimech, Jasbir - Accumulation (Accumulation)	1,186.66
	06/04/2022	24200/DIMJAS00001A	(Contributions) Dimech, Jasbir - Accumulation (Accumulation)	876.79
Sub-Total				4,394.33
Ignore Cents				0.33
Total				4,394.00
R2 - Assessable personal contributions				
	23/07/2021	24200/DIMMAR00001A	(Contributions) Dimech, Mark - Accumulation (Accumulation)	20,000.00
	13/10/2021	24200/DIMMAR00001A	(Contributions) Dimech, Mark - Accumulation (Accumulation)	7,500.00
Sub-Total				27,500.00
Ignore Cents				0.00
Total				27,500.00
R - Assessable contributions (R1 plus R2 plus R3 less R6)				
				4,394.33
Assessable employer contributions				4,394.33
Assessable personal contributions				27,500.00
Sub-Total				31,894.33
Ignore Cents				0.33
Total				31,894.00

Dimech Superannuation Fund

Tax Reconciliation Report

For the year ended 30 June 2022

Tax Return Label	Date	Account Code	Account Name	Amount \$
W - GROSS INCOME (Sum of labels A to U)				
				57,287.00
Sub-Total				57,287.00
Ignore Cents				0.00
Total				57,287.00
Y - Income - Exempt current pension income				
				19,382.00
Sub-Total				19,382.00
Ignore Cents				0.00
Total				19,382.00
V - TOTAL ASSESSABLE INCOME (W less Y)				
				37,905.00
Sub-Total				37,905.00
Ignore Cents				0.00
Total				37,905.00
H1 - Expenses - SMSF auditor fee				
	12/05/2022	30700	Auditor's Remuneration	1,237.80
Sub-Total				1,237.80
Ignore Cents				0.80
Total				1,237.00
H2 - Expenses - SMSF auditor fee non deductible				
	12/05/2022	30700	Auditor's Remuneration	162.20
Sub-Total				162.20
Ignore Cents				0.20
Total				162.00
I1 - Expenses - Investment expenses				
	11/08/2021	37500/979447691	Investment Expenses	9.27
	11/08/2021	37500/979447691	Investment Expenses	8.60
	08/02/2022	37500/979447691	Investment Expenses	9.43
	08/02/2022	37500/979447691	Investment Expenses	7.93
	11/05/2022	37500/979447691	Investment Expenses	8.55
	11/05/2022	37500/979447691	Investment Expenses	4.06
	28/04/2022	37500/SHSADIMEEPP.AX	Evan & Partners Portfolio	(604.06)
	30/06/2022	37500/SHSADIMEEPP.AX	Evan & Partners Portfolio	1,491.15
Sub-Total				934.91
Ignore Cents				0.91
Total				934.00
I2 - Expenses - Investment expenses non deductible				
	11/08/2021	37500/979447691	Investment Expenses	29.87
	11/08/2021	37500/979447691	Investment Expenses	27.71
	08/02/2022	37500/979447691	Investment Expenses	30.41

Dimech Superannuation Fund

Tax Reconciliation Report

For the year ended 30 June 2022

Tax Return Label	Date	Account Code	Account Name	Amount \$
I2 - Expenses - Investment expenses non deductible				
	08/02/2022	37500/979447691	Investment Expenses	25.55
	11/05/2022	37500/979447691	Investment Expenses	27.56
	11/05/2022	37500/979447691	Investment Expenses	13.08
	28/04/2022	37500/SHSADIMEEPP.AX	Evan & Partners Portfolio	(1,947.75)
	30/06/2022	37500/SHSADIMEEPP.AX	Evan & Partners Portfolio	4,808.07
Sub-Total				3,014.52
Ignore Cents				0.52
Total				3,014.00
J1 - Expenses - Management and administration expenses				
	15/11/2021	30100	Accountancy Fees	1,741.76
	12/05/2022	30100	Accountancy Fees	3,156.38
	06/05/2022	30400	ATO Supervisory Levy	259.00
Sub-Total				5,157.14
Ignore Cents				0.14
Total				5,157.00
J2 - Expenses - Management and administration expenses non deductible				
	15/11/2021	30100	Accountancy Fees	228.24
	12/05/2022	30100	Accountancy Fees	413.62
Sub-Total				641.86
Ignore Cents				0.86
Total				641.00
L1 - Expenses - Other amounts (Fully deductible)				
	30/06/2022	37502/00004	Forex Loss	3,853.32
Sub-Total				3,853.32
Ignore Cents				0.32
Total				3,853.00
L2 - Expenses - Other amounts (Non-deductible)				
	30/06/2022	37502/00004	Forex Loss	504.95
Sub-Total				504.95
Ignore Cents				0.95
Total				504.00
N - TOTAL DEDUCTIONS				
				11,181.00
Sub-Total				11,181.00
Ignore Cents				0.00
Total				11,181.00
Y - TOTAL NON DEDUCTIBLE EXPENSES				
				4,321.00

Dimech Superannuation Fund

Tax Reconciliation Report

For the year ended 30 June 2022

Tax Return Label	Date	Account Code	Account Name	Amount \$
Y - TOTAL NON DEDUCTIBLE EXPENSES				
Sub-Total				4,321.00
Ignore Cents				0.00
Total				4,321.00
O - TAXABLE INCOME OR LOSS				
				26,724.00
Sub-Total				26,724.00
Ignore Cents				0.00
Total				26,724.00
Z - TOTAL SMSF EXPENSES				
				15,502.00
Sub-Total				15,502.00
Ignore Cents				0.00
Total				15,502.00
A - Taxable income				
				26,724.00
Sub-Total				26,724.00
Ignore Cents				0.00
Total				26,724.00
T1 - Tax on taxable income				
				4,008.60
Sub-Total				4,008.60
Ignore Cents				0.00
Total				4,008.60
B - Gross Tax				
				4,008.60
Sub-Total				4,008.60
Ignore Cents				0.00
Total				4,008.60
C1 - Foreign income tax offset				
	07/01/2022	23900/URNM.ARCX	Sprott Funds Trust. - Sprott Uranium Miners ETF	234.60
	30/06/2022	23900/SHSADIMEEPP.AX	Evan & Partners Portfolio	419.98
	30/06/2022	23800/SHSADIMEEPP.AX	Evan & Partners Portfolio	53.83
			Adjustment	(540.73)
Sub-Total				167.68
Ignore Cents				0.00
Total				167.68
C - Non-refundable non-carry forward tax offsets				
				167.68

Dimech Superannuation Fund

Tax Reconciliation Report

For the year ended 30 June 2022

Tax Return Label	Date	Account Code	Account Name	Amount \$
C - Non-refundable non-carry forward tax offsets				
Sub-Total				167.68
Ignore Cents				0.00
Total				167.68
T2 - SUBTOTAL				
				3,840.92
Sub-Total				3,840.92
Ignore Cents				0.00
Total				3,840.92
T3 - SUBTOTAL 2				
				3,840.92
Sub-Total				3,840.92
Ignore Cents				0.00
Total				3,840.92
E1 - Complying fund's franking credits tax offset				
	07/07/2021	23900/NABPD.AX	National Australia Bank Limited	747.09
	30/06/2022	23900/SHSADIMEEPP.AX	Evan & Partners Portfolio	4,022.33
	30/06/2022	23800/SHSADIMEEPP.AX	Evan & Partners Portfolio	242.00
	30/06/2022	23800/STW.AX	Spdr S&p/asx 200 Fund	188.26
Sub-Total				5,199.68
Ignore Cents				0.00
Total				5,199.68
E - Refundable tax offsets				
				5,199.68
Sub-Total				5,199.68
Ignore Cents				0.00
Total				5,199.68
I - Remainder of refundable tax offsets				
				1,358.76
Sub-Total				1,358.76
Ignore Cents				0.00
Total				1,358.76
L - Supervisory levy				
				259.00
Sub-Total				259.00
Ignore Cents				0.00
Total				259.00
S - AMOUNT DUE OR REFUNDABLE				
				(1,099.76)

Dimech Superannuation Fund
Tax Reconciliation Report

For the year ended 30 June 2022

Tax Return Label	Date	Account Code	Account Name	Amount \$
S - AMOUNT DUE OR REFUNDABLE				
Sub-Total				(1,099.76)
Ignore Cents				0.00
Total				(1,099.76)

Dimech Superannuation Fund

Exempt Current Pension Income Reconciliation

For The Period 01 July 2021 - 30 June 2022

	Date	Account Code	Account Description	Taxable Amount	Actuary/Pool %	Exempt Amount
Segment - 01 July 2021 to 30 June 2022						
Label C						
	30/07/2021	25000/NAB301629851	NabTrade Acc 9851	1.50		
	31/08/2021	25000/NAB301629851	NabTrade Acc 9851	5.83		
	30/09/2021	25000/NAB301629851	NabTrade Acc 9851	0.98		
	31/12/2021	25000/NAB305244673	NabTrade Acc 4673	0.03		
	31/01/2022	25000/NAB305244673	NabTrade Acc 4673	0.07		
	28/02/2022	25000/NAB305244673	NabTrade Acc 4673	0.48		
	31/03/2022	25000/NAB305244673	NabTrade Acc 4673	0.23		
	29/04/2022	25000/NAB305244673	NabTrade Acc 4673	0.19		
	31/05/2022	25000/NAB305244673	NabTrade Acc 4673	0.47		
	30/06/2022	25000/SHSADIMEEPP.AX	Evan & Partners Portfolio	90.49		
	30/06/2022	25000/NAB305244673	NabTrade Acc 4673	0.42		
			Total	100.69	76.330 %	76.86
Label D1						
	07/01/2022	23900/URNM.ARCX	Sprott Funds Trust. - Sprott Uranium	1,564.00		
	30/06/2022	23900/SHSADIMEEPP.AX	Evan & Partners Portfolio	2,568.05		
	30/06/2022	23900/SHSADIMEEPP.AX	Evan & Partners Portfolio	281.53		
	30/06/2022	23800/SHSADIMEEPP.AX	Evan & Partners Portfolio	1,538.11		
			Total	5,951.69	76.330 %	4,542.93
Label J						
	30/06/2022	23900/SHSADIMEEPP.AX	Evan & Partners Portfolio	432.40		

Dimech Superannuation Fund

Exempt Current Pension Income Reconciliation

For The Period 01 July 2021 - 30 June 2022

	Date	Account Code	Account Description	Taxable Amount	Actuary/Pool %	Exempt Amount
Label J						
			Total	432.40	76.330 %	330.06
Label K						
	07/07/2021	23900/NABPD.AX	National Australia Bank Limited	1,743.20		
	30/06/2022	23900/SHSADIMEEPP.AX	Evan & Partners Portfolio	9,385.43		
			Total	11,128.63	76.330 %	8,494.49
Label L						
	07/07/2021	23900/NABPD.AX	National Australia Bank Limited	747.09		
	30/06/2022	23900/SHSADIMEEPP.AX	Evan & Partners Portfolio	4,022.33		
			Total	4,769.42	76.330 %	3,640.50
Label M						
	30/06/2022	23800/STW.AX	Spdr S&p/asx 200 Fund	1,274.40		
	30/06/2022	23800/SHSADIMEEPP.AX	Evan & Partners Portfolio	1,739.00		
			Total	3,013.40	76.330 %	2,300.13
Total Segment ECPI *						19,384.97
SMSF Annual Return Rounding						2.97
Total ECPI						19,382.00

* Total Segment ECPI does not include ECPI amounts from Label A. The total ECPI from Label A is shown separately at the start of the report.

Dimech Superannuation Fund

Pension Non Deductible Expense Report

For The Period 01 July 2021 - 30 June 2022

	Date	Account Code	Account Description	Amount	Expense %	Deductible	Non Deductible
Segment - 01 July 2021 to 30 June 2022							
Label H							
	12/05/2022	30700	Auditor's Remuneration	1,400.00			
			Total	1,400.00	11.586 %	1,237.80	162.20
Label I							
	11/08/2021	37500/979447691	Investment Expenses	36.31			
	28/04/2022	37500/SHSADIMEEPP.AX	Evan & Partners Portfolio	(2,551.81)			
	11/08/2021	37500/979447691	Investment Expenses	39.14			
	11/05/2022	37500/979447691	Investment Expenses	17.14			
	08/02/2022	37500/979447691	Investment Expenses	39.84			
	08/02/2022	37500/979447691	Investment Expenses	33.48			
	30/06/2022	37500/SHSADIMEEPP.AX	Evan & Partners Portfolio	6,299.22			
	11/05/2022	37500/979447691	Investment Expenses	36.11			
			Total	3,949.43	76.328 %	934.93	3,014.50
Label J							
	12/05/2022	30100	Accountancy Fees	3,570.00			
	15/11/2021	30100	Accountancy Fees	1,970.00			
			Total	5,540.00	11.586 %	4,898.14	641.86
	06/05/2022	30400	ATO Supervisory Levy	259.00			

Dimech Superannuation Fund
Pension Non Deductible Expense Report

For The Period 01 July 2021 - 30 June 2022

	Date	Account Code	Account Description	Amount	Expense %	Deductible	Non Deductible	
Label J								
			Total	259.00	0.000 %	259.00	0.00	
						Label Total	5,157.14	641.86
Label L								
	30/06/2022	37502/00004	Forex Loss	4,358.27				
			Total	4,358.27	11.586 %	3,853.32	504.95	
						Total Segment Expenses	11,183.19	4,323.51
						Total Expenses *	11,183.19	4,323.51

* General expense percentage - 11.586 %

* Investment expense percentage - 76.328 %



Australian Government
Australian Taxation Office

Agent SUPERHELP AUSTRALIA PTY LTD
Client DIMECH SUPERANNUATION
FUND
ABN 12 302 770 399
TFN 836 974 681

Income tax 551

Date generated	16 May 2023
Overdue	\$0.00
Not yet due	\$0.00
Balance	\$0.00

Transactions

3 results found - from **16 May 2021** to **16 May 2023** sorted by **processed date** ordered **newest to oldest**

Processed date	Effective date	Description	Debit (DR)	Credit (CR)	Balance
3 May 2022	6 May 2022	EFT refund for Income Tax for the period from 01 Jul 20 to 30 Jun 21	\$2,578.80		\$0.00
3 May 2022	3 May 2022	Tax return Self Man Superfund - Income Tax for the period from 01 Jul 20 to 30 Jun 21		\$2,578.80	\$2,578.80 CR
17 Jun 2021	19 Jul 2021	Client initiated amended Tax return Self Man Superfund - Income Tax for the period from 01 Jul 19 to 30 Jun 20		\$0.00	\$0.00

89000 - Deferred Tax Liability/Asset

2022 Financial Year

Preparer Shelley Lian

Reviewer Steven Lee

Status Completed

Account Code	Description	CY Balance	LY Balance	Change
89000	Deferred Tax Liability/Asset	\$7,025.49	\$752.65	833.43%
TOTAL		CY Balance	LY Balance	
		\$7,025.49	\$752.65	

Supporting Documents

- Deferred Tax Reconciliation Report [Report](#)

Standard Checklist

- Attach all source documentation and confirmations of Liability
- Attach copy of Deferred Tax Reconciliation Report

Dimech Superannuation Fund

Deferred Tax Reconciliation

For The Period 01 July 2021 - 30 June 2022

Investment Code	Investment Name	Revaluation/Tax Deferred	Permanent Difference (Non-Assessable)	Temporary Difference (Assessable)	Temporary Difference (Accumulation Portion)
Revaluations					
SHSADIMEEPP.AX	Evan & Partners Portfolio	(114,932.85)	(38,310.95)	(76,621.90)	(18,136.40)
STW.AX	Spdr S&p/asx 200 Fund	(27,801.57)	(9,267.19)	(18,534.38)	(4,387.09)
NABPH.AX	National Australia Bank Limited	(10,000.00)	(3,333.33)	(6,666.67)	(1,578.00)
SHSADIMEUNALLOGGOLD	Gold - Unallocated	197,610.30	65,870.10	131,740.20	31,182.91
BCH.COIN	Bitcoin Cash	(6,752.28)	(2,250.76)	(4,501.52)	(1,065.51)
WBCPJ.AX	Westpac Banking Corporation	(9,000.00)	(3,000.00)	(6,000.00)	(1,420.20)
MQGPD.AX	Macquarie Group Limited	(2,384.27)	(794.76)	(1,589.51)	(376.24)
ANZPH.AX	Australia And New Zealand Banking Group Limited	(73,762.06)	(24,587.35)	(49,174.71)	(11,639.65)
QAU.AX	Betashares Gold Bullion Etf - Currency Hedged	6,712.33	2,237.44	4,474.89	1,059.21
URNM.ARCX	Sprott Funds Trust. - Sprott Uranium Miners ETF	(22,311.73)	(7,437.24)	(14,874.49)	(3,520.79)
SHSADIMESILPA	Silver	(79,338.55)	(26,446.18)	(52,892.37)	(12,519.62)
NABPD.AX	National Australia Bank Limited	(3,426.31)	(1,142.10)	(2,284.21)	(540.67)
PLS.AX	Pilbara Minerals Limited	(4,763.20)	(1,587.73)	(3,175.47)	(751.63)
BTC.COIN9	Bitcoin	(21,519.13)	(7,173.04)	(14,346.09)	(3,395.72)
ETH.COIN6	Ethereum	(28,806.92)	(9,602.31)	(19,204.61)	(4,545.73)
PMGOLD.AX	Gold Corporation	6,681.00	2,227.00	4,454.00	1,054.26
		(193,795.24)	(64,598.40)	(129,196.84)	(30,580.87)
Tax Deferred Distributions					
QAU.AX	Betashares Gold Bullion Etf - Currency Hedged	737.48	0.00	737.48	174.56
QAU.AX	Betashares Gold Bullion Etf - Currency Hedged	(737.48)	0.00	(737.48)	(174.56)

Dimech Superannuation Fund

Deferred Tax Reconciliation

For The Period 01 July 2021 - 30 June 2022

Investment Code	Investment Name	Revaluation/Tax Deferred	Permanent Difference (Non-Assessable)	Temporary Difference (Assessable)	Temporary Difference (Accumulation Portion)
QAU.AX	Betashares Gold Bullion Etf - Currency Hedged	1,355.44	0.00	1,355.44	320.83
QAU.AX	Betashares Gold Bullion Etf - Currency Hedged	(1,355.44)	0.00	(1,355.44)	(320.83)
QAU.AX	Betashares Gold Bullion Etf - Currency Hedged	(2,294.73)	0.00	(2,294.73)	(543.16)
QAU.AX	Betashares Gold Bullion Etf - Currency Hedged	2,294.73	0.00	2,294.73	543.16
QAU.AX	Betashares Gold Bullion Etf - Currency Hedged	(1,193.82)	0.00	(1,193.82)	(282.58)
QAU.AX	Betashares Gold Bullion Etf - Currency Hedged	(1,100.92)	0.00	(1,100.92)	(260.59)
QAU.AX	Betashares Gold Bullion Etf - Currency Hedged	2,294.73	0.00	2,294.73	543.16
SHSADIMEEPP.AX	Evan & Partners Portfolio	993.62	0.00	993.62	235.19
		993.62	0.00	993.62	235.19
Total		(192,801.62)	(64,598.40)	(128,203.22)	(30,345.68)
Deferred Tax Liability (Asset) Summary					
Opening Balance		(752.65)			
Current Year Transactions		(4,551.85)			
Total Capital Losses		(1,720.99)			
Total Tax Losses		0.00			
Deferred Tax WriteBacks/Adjustment		0.00			
Capital Loss carried forward recouped		0.00			
Tax Loss carried forward recouped		0.00			
Closing Balance		(7,025.49)			

A - Financial Statements

2022 Financial Year

Preparer Shelley Lian

Reviewer Steven Lee

Status Completed

Supporting Documents

No supporting documents

Standard Checklist

- Attach copy of Financial Statements
- Attach copy of SMSF Annual Return

B - Permanent Documents

2022 Financial Year

Preparer Shelley Lian

Reviewer Steven Lee

Status Completed

Supporting Documents

- Fund Summary Report Report

Standard Checklist

- Attach latest copy of ASIC annual company statement (if corporate trustee)
- Ensure latest copies of ATO Trustee Declarations and ATO confirmation that the fund is a regulated fund is attached
- Ensure latest copies of trustee consents, member consents and registers are attached
- Ensure latest copy of trust deed (including amendments) are attached
- Use [Australian Business Register](#) to ensure details are correct
- Use [Super Fund Lookup](#) to check the eligibility to receive rollovers and contributions

Dimech Superannuation Fund Fund Summary Report

As at 30 June 2022

Fund Details

Date Formed: 15/12/2005

Tax File Number: Provided

ABN: 12302770399

Period: 01/07/2021 - 30/06/2022

Fund Type: SMSF

GST Registered: No

Postal Address:

Unit 1/250 Warrandyte Road
Ringwood North, Victoria 3134

Physical Address:

Unit 1/250 Warrandyte Road
Ringwood North, Victoria 3134

Members

Number of Members: 2

Name	Age	Member Accounts	Pension Accounts	Tax File Number	Beneficiary Details
Dimech, Mark	54	2	1	Provided	Not Provided
Dimech, Jasbir	53	1	0	Provided	Not Provided

Fund Relationships

Relationship Type	Contact
Accountant	Superhelp Australia Pty Limited
Auditor	Super Audits Pty Ltd
Fund Contact	Dimech, Mark
Tax Agent	Lee, Sang-A
Trustee	Mark Dimech Enterprises Pty Ltd Dimech, Mark Dimech, Jasbir

C - Other Documents

2022 Financial Year

Preparer Shelley Lian

Reviewer Steven Lee

Status Completed

Supporting Documents

- DSF Investment Strategy FY2022.pdf

Standard Checklist

- Attach copy of any SOAs issued during the Financial Year
- Attach copy of Investment Strategy
- Attach signed Engagement Letter
- Attach signed Trustee Representation Letter
- Attach Trustee Minutes prepared during the year

Dimech Superannuation Fund

Investment Strategy

Overview

The aim of this strategy is to provide the Members with an income on retirement.

Investment Objectives

The Trustee(s) will at all times ensure the funds assets are invested in accordance with the trust deed and comply with the applicable legislative requirements.

The Trustee(s) will act prudently to maximise the rate of return, subject to acceptable risk parameters whilst maintaining an appropriate diversification across a broad range of assets whilst assessing the risks where it is determined the fund's portfolio lacks diversification and / or has elected to implement a sector bias.

Having considered the risk profile of the fund and the member's needs and circumstances, the trustee has adopted the following objectives for the investment of assets of the fund;

- to achieve an investment return (based on market values and net of tax and charges) that exceeds the CPI by at least 3% per annum when measured over a rolling 5 year period.
- to have a probability of zero or negative returns in any 12 Month period of less than one in five years; and
- have sufficient liquidity to meet liabilities as and when they fall due.
- to consider the need to hold a policy of insurance for one or more members of the fund.

Investment Strategy

The fund will invest in a portfolio of assets according to market conditions and within the ranges specified below:

Asset Allocation

The targeted asset allocation will be in the following ranges:

<u>Asset Class</u>	<u>Target Range</u>	<u>Benchmark</u>
Australian Shares	15 - 30 %	0 %
International Shares	15 - 30 %	0 %
Cash	0 - 10 %	2 %
Australian Fixed Interest	0 - 10 %	0 %
Precious Metals	30 - 40 %	0 %
Crypto	5 - 10 %	0 %
Alternatives	10 - 20 %	0 %
Listed Property	0 - 5 %	0 %
Other	0 - 5 %	98 %

Quality companies and trusts as supported by research and fundamental analysis will be selected. Direct investments in property, artwork and lease equipment may form part of the strategy provided there is sufficient basis for the decision.

Insurance

The Trustees have considered and consulted Professional Advice where necessary to ensure that all fund members have the correct type and level of insurance. Insurance may be held within or outside the SMSF.

Review and Monitoring

The trustees will monitor and review the fund's investment activities on a regular basis and to communicate with the members should they feel that any change in strategy is necessary in order to achieve the fund's objective.

Date: 15/7/2021

Dimech Superannuation Fund Investment Strategy



Mark Dimech



Jasbir Dimech

D - Pension Documentation

2022 Financial Year

Preparer Shelley Lian

Reviewer Steven Lee

Status Completed

Supporting Documents

- Transfer Balance Account Summary Report
- Pension Summary Report Report
- Pension_Calcs.pdf
- ZA13827248151 - Certificate.pdf

Standard Checklist

- Attach Actuarial Certificate
- Attach documentation supporting any pensions commenced during the financial year
- Attach documentation supporting any pensions commuted during the financial year
- Ensure correct Transfer Balance Account Reports have been lodged with the ATO

Dimech Superannuation Fund
Pension Summary

As at 30 June 2022

Member Name : Dimech, Mark

Member Age : 53* (Date of Birth : Provided)

Member Code	Pension Type	Pension Start Date	Tax Free	Min / PF	Minimum	Maximum	Gross Pension Payments	PAYG	Net Pension Payment	Amount to reach Minimum
DIMMAR00002P	Account Based Pension	30/06/2021	65.69%	2.00%	\$17,630.00*	N/A	\$50,556.00	\$0.00	\$50,556.00	NIL

*COVID-19 50% reduction has been applied to the minimum pension amount.

					\$17,630.00	\$0.00	\$50,556.00	\$0.00	\$50,556.00	\$0.00
--	--	--	--	--	--------------------	---------------	--------------------	---------------	--------------------	---------------

Member Name : Dimech, Joseph

Member Age : 82* (Date of Birth : Provided)

Member Code	Pension Type	Pension Start Date	Tax Free	Min / PF	Minimum	Maximum	Gross Pension Payments	PAYG	Net Pension Payment	Amount to reach Minimum
DIMJOS00002P	Account Based Pension	30/06/2021 <i>End: 30/06/2022</i>	100.00%	3.50%	\$10,810.00*	N/A	\$308,942.00	\$0.00	\$308,942.00	NIL

*COVID-19 50% reduction has been applied to the minimum pension amount.

					\$10,810.00	\$0.00	\$308,942.00	\$0.00	\$308,942.00	\$0.00
--	--	--	--	--	--------------------	---------------	---------------------	---------------	---------------------	---------------

Member Name : Dimech, Lucrezia

Member Age : 75* (Date of Birth : Provided)

Member Code	Pension Type	Pension Start Date	Tax Free	Min / PF	Minimum	Maximum	Gross Pension Payments	PAYG	Net Pension Payment	Amount to reach Minimum
DIMLUC00002P	Account Based Pension	30/06/2021 <i>End: 30/06/2022</i>	100.00%	3.00%	\$9,310.00*	N/A	\$310,474.00	\$0.00	\$310,474.00	NIL

*COVID-19 50% reduction has been applied to the minimum pension amount.

Dimech Superannuation Fund

Pension Summary

As at 30 June 2022

					\$9,310.00	\$0.00	\$310,474.00	\$0.00	\$310,474.00	\$0.00
--	--	--	--	--	------------	--------	--------------	--------	--------------	--------

Total :

					\$37,750.00	\$0.00	\$669,972.00	\$0.00	\$669,972.00	\$0.00
--	--	--	--	--	-------------	--------	--------------	--------	--------------	--------

*Age as at 01/07/2021 or pension start date for new pensions.



SuperHelp Australia Pty Ltd

ABN 60 061 126 663

P O Box 454

Burwood, NSW 1805

Phone: 1 300 736 453

Fax: (02) 8456 5904

Website: www.superhelp.com.au

Date: 01 June 2023

Dear Sir/Madam,

**Re: Pension Requirements for Pension Member(s) for
Dimech Superannuation Fund**

Please find attached your pension requirement(s) for the 2022-2023 financial year.

Please ensure that the pension for the 2022-2023 income year fits within these Minimum and Maximum levels. Please note that any pensions that would have been commenced during the 2022-2023 income year are not included in the calculations.

Sincerely Yours,

Superhelp Australia Pty Ltd

Dimech Superannuation Fund
Yearly Projected Pension Calculation Report

As at 01 July 2022

Member Name	Member Code	Pension Type	Pension Start/ Conversion Date	Age (as at 01/07/2022)	Opening Balance	Minimum Amount *	Maximum Amount	Tax Free %	Min Tax Free Payments	Min Taxable Payments
Dimech, Mark	DIMMAR00002P	Account Based Pension	30/06/2021	54	659,126.46	13,180.00	N/A	65.69	8,657.94	4,522.06
					659,126.46	13,180.00			8,657.94	4,522.06
					659,126.46	13,180.00			8,657.94	4,522.06

* COVID-19 50% reduction has been applied to the minimum pension amount

31 May 2023

The Trustee
Dimech Superannuation Fund

Dear Trustee,

**Subject: Actuarial Certificate – Tax Exempt Percentage for the 2021/22 year
Dimech Superannuation Fund**

Thank you for requesting this actuarial certificate from Verus SMSF Actuaries.

Results

We calculate that the tax exempt percentage for Dimech Superannuation Fund in the 2021/22 financial year is **76.33%**.

More Information

Further details regarding this actuarial certificate are contained in the appendices, including:

- Appendix 1: Data Summary
- Appendix 2: Detailed Results
- Appendix 3: Further Information

Note that the results in this certificate are based on the information provided to us. If there are any material changes to the information provided, please contact us, as the results may need to be updated.

If you would like to discuss any aspect of this actuarial certificate, please don't hesitate to contact us.

Yours sincerely,



Geoff Morley, BCom, BSc, FIAA
Consulting Actuary

Verus Reference Number: ZA13827248151

Appendix 1 - Data Summary

Fund Details

Fund Name	Dimech Superannuation Fund
Name of Trustee	Mark Dimech Enterprises Pty Ltd
Tax Year for Actuarial Certificate	2021/22
ABN of Fund	12 302 770 399

Member Details

Members' Names	Mark Dimech
	Joseph Dimech
	Lucrezia Dimech
	Jasbir Dimech

Financial Details

	Amount (\$)
Opening Balance at 1 July 2021	1,689,934.00
Concessional Contributions	31,894.33
Non-concessional Contributions	110,000.00
Rollovers-in	0.00
Rollovers-out	0.00
Lump Sum and Pension Benefits Paid	740,188.65
Other Net Income	9,128.26
Closing Balance at 30 June 2022	1,100,767.94

We understand that the Fund's financial statements have not been audited at the time this certificate has been prepared.

Segregation

The Fund did not have any segregated current pension assets during the financial year.

Appendix 2 - Detailed Results

Tax Exempt Percentage

This actuarial certificate has been prepared to provide the tax exempt percentage applying to Dimech Superannuation Fund for the 2021/22 financial year.

During the 2021/22 financial year, the Fund contained only member accounts in accumulation phase and account based pensions. Therefore no assumptions about future inflation, investment returns or discount rates have been required to calculate the tax exempt percentage. Only data regarding the Fund’s balances in accumulation phase and the Fund’s balances in retirement phase plus details of transactions within, to and from the Fund during the year have been provided for this calculation.

Using the data supplied, we have calculated the tax exempt percentage based on the ratio below:

$$\frac{\text{Average value of current pension liabilities}}{\text{Average value of superannuation liabilities}}$$

$$= \$905,348 / \$1,186,165$$

$$= 76.33\%$$

The values for the current pension liabilities and the superannuation liabilities shown above are time weighted average balances over the financial year. Segregated current pension assets and segregated non-current assets (if any) have been excluded from the values shown above.

Member Breakdown

To assist you, we have also calculated the breakdown of the tax exempt percentage between the Fund’s members, as follows:

Member Name	Tax Exempt Percentage	Taxable Percentage
Mark Dimech	68.75%	7.56%
Joseph Dimech	3.78%	0.00%
Lucrezia Dimech	3.80%	0.00%
Jasbir Dimech	0.00%	16.11%
Reserve	0.00%	0.00%
Total	76.33%	23.67%

This breakdown between members is not required for the Fund’s tax return, but may assist in other ways, for example with allocating the Fund’s tax liabilities between members.

Appendix 3 - Further Information

Actuarial Standards

This actuarial certificate has been prepared in accordance with Professional Standard 406 of the Institute of Actuaries of Australia.

Other Comments

We have been informed by the trustee and/or their advisors that the relevant pension liabilities meet the requirements to be considered a retirement phase superannuation income stream. We have relied upon this information in preparing this actuarial certificate.

As required under Professional Standard 406, we are satisfied that the value of particular liabilities of the Fund at a particular time as set out in this certificate is the amount of the Fund’s assets, together with any future contributions in respect of the benefits concerned and expected earnings on the assets and contributions after that time, that would provide the amount required to discharge those liabilities as they fall due.

We also document the following information items provided to us, and upon which we have relied, when preparing this certificate:

Item	Information Provided
Does the Fund meet the definition of Disregarded Small Fund Assets for the tax year covered by this certificate?	No
Have the trustee(s) chosen (if eligible) to treat all of the assets of the fund as not being segregated current pension assets for the whole of the tax year covered by this certificate?	Yes

Requirement for and Use of Actuarial Certification

This actuarial certificate is required so that the Fund can claim an exemption from tax on the investment income derived from the unsegregated assets supporting members’ balances that are in retirement phase. The certificate should be obtained before the Fund submits its tax return. It does not need to be submitted with the Fund’s tax return, but should be retained in the Fund’s records.

An actuarial certificate is required for a Fund that has been partly in retirement phase and partly in accumulation phase during the year and which is not applying the segregated method throughout the year. Therefore an actuarial certificate is not required if:

- The Fund was entirely in accumulation phase for the whole of the tax year; or
- The Fund was entirely in retirement phase for the whole of the tax year; or
- The Fund’s retirement phase assets and accumulation phase assets were fully segregated throughout the tax year.

The tax exempt percentage should be applied to the Fund’s assessable income (excluding any non-arm’s length income, concessional contributions and any income derived from segregated assets) to determine how much income is exempt from tax.

E - Estate Planning

2022 Financial Year

Preparer Shelley Lian

Reviewer Steven Lee

Status Completed

Supporting Documents

No supporting documents

Standard Checklist

- Attach Death Benefit Nominations (if applicable)
- Attach Life Insurance Policies (if applicable)
- Attach Reversionary Pension documentation (if applicable)
- Attach SMSF Will (if applicable)
- Review current Estate planning to ensure it matches wishes of members