

---

Financial statements and reports for the year ended  
30 June 2022

Olbertz Superannuation Fund

---

Prepared for: Olbertz Management Pty Ltd

**Olbertz Superannuation Fund**  
**Reports Index**

---

Statement of Financial Position

Detailed Statement of Financial Position

Operating Statement

Detailed Operating Statement

Notes to the Financial Statements

Statement of Taxable Income

Trustees Declaration

Trustee Minute / Resolution

Members Summary

Members Statement

**Olbertz Superannuation Fund**  
**Statement of Financial Position**

As at 30 June 2022

	Note	2022 \$	2021 \$
<b>Assets</b>			
<b>Investments</b>			
Managed Investments (Australian)	2	799,891.17	870,565.31
Other Assets	3	290,680.86	266,360.77
Shares in Listed Companies (Australian)	4	322,248.82	304,160.19
Stapled Securities	5	12,580.91	13,396.74
Units in Unlisted Unit Trusts (Australian)	6	0.00	2,373,394.76
<b>Total Investments</b>		<u>1,425,401.76</u>	<u>3,827,877.77</u>
<b>Other Assets</b>			
Sundry Debtors		4,282.58	47.40
Distributions Receivable		95,331.74	76,132.24
Encircle Managed Investment Account		41,175.43	33,908.71
NAB Cash Acc 401287452		445,999.01	258,059.66
Unsettled Trades		0.00	1,089.18
Income Tax Refundable		12,697.01	4,504.63
<b>Total Other Assets</b>		<u>599,485.77</u>	<u>373,741.82</u>
<b>Total Assets</b>		<u>2,024,887.53</u>	<u>4,201,619.59</u>
Less:			
<b>Liabilities</b>			
PAYG Payable		7,848.00	3,009.00
Sundry Creditors		0.00	24,668.85
Unsettled Trades		2,853.18	3,380.73
<b>Total Liabilities</b>		<u>10,701.18</u>	<u>31,058.58</u>
<b>Net assets available to pay benefits</b>		<u>2,014,186.35</u>	<u>4,170,561.01</u>
Represented by:			
<b>Liability for accrued benefits allocated to members' accounts</b>	8, 9		
Olbertz, Dirk - Accumulation		527,640.04	895,767.90
Olbertz, Ralph - Accumulation		540,970.52	1,039,582.81
Olbertz, Wolfgang - Accumulation		72,812.90	1,021,319.74
Olbertz, Wolfgang - Pension (Account Based Pension)		356,994.67	0.00
Olbertz, Kay - Accumulation		94,576.83	1,213,890.56
Olbertz, Kay - Pension (Account Based Pension)		421,191.39	0.00

Refer to compilation report

Olbertz Superannuation Fund  
**Statement of Financial Position**

As at 30 June 2022

---

	Note	2022	2021
		\$	\$
Total Liability for accrued benefits allocated to members' accounts		<u>2,014,186.35</u>	<u>4,170,561.01</u>

*Refer to compilation report*

**Olbertz Superannuation Fund**  
**Detailed Statement of Financial Position**

As at 30 June 2022

	Note	2022	2021
		\$	\$
<b>Assets</b>			
<b>Investments</b>			
Managed Investments (Australian)	2		
Antares Diversified Fixed Income		38,130.38	37,734.45
Arrowstreet Global Equity No. 2 Fund - Class I		60,352.87	71,934.18
AXA IM Sustainable Equity Fund		60,854.37	71,943.31
CC JCB Active Bond Fund - Class B		19,129.96	18,953.03
ClrBrge RARE Infrast Vlu Fd Unhdd		44,153.43	45,104.71
Custom Portfolio Sol Gbl Gwth Fd		74,114.60	97,986.38
Fixed Income Strategy 2		18,799.97	18,990.14
Freehold Australian Property Fund		106,092.18	108,936.13
Global Systematic Equities Fund		59,199.93	72,130.46
Janus Henderson Tactical Income		23,970.70	23,449.07
Kapstream Abs Ret Inc PI Fd - CI I		14,493.87	14,075.93
MFS Concentrated Gbl Equ Tr (Ins)		45,596.53	53,656.04
Multi Strategy Alternative Fund		96,166.11	84,835.80
Mutual Credit Fund		96,271.43	94,144.94
Packer & Co Investigator Trust		0.00	12,680.09
PIMCO Global Bond Fd - Ws Class		14,181.25	14,128.52
Resolution Capital Gbl Prop Sec CIB		14,207.00	15,669.83
Western Asset Gbl Bnd		14,176.59	14,212.30
Other Assets	3		
40-Foot Shipping Containers		290,680.86	266,360.77
Shares in Listed Companies (Australian)	4		
Als Limited		9,537.24	13,379.04
Aristocrat Leisure Limited		15,711.66	16,288.02
BHP Group Limited		42,322.50	33,999.00
Cleanaway Waste Management Limited		0.00	3,329.04
Coles Group Limited.		0.00	9,758.39
Commonwealth Bank Of Australia.		0.00	6,391.68
Computershare Limited.		13,379.52	12,607.40
CSL Limited		33,901.56	4,848.23
Domino's Pizza Enterprises Ltd		6,256.00	9,881.82
Endeavour Group Limited		8,130.18	0.00
Iress Limited		7,044.12	7,900.92
James Hardie Industries Plc		0.00	12,630.33
Macquarie Group Limited		17,767.08	19,553.75
National Australia Bank Limited		29,170.35	25,931.58
QBE Insurance Group Limited		14,324.85	10,703.68
Qube Holdings Limited		7,108.92	10,296.16

Refer to compilation report

**Olbertz Superannuation Fund**  
**Detailed Statement of Financial Position**

As at 30 June 2022

	Note	2022 \$	2021 \$
<b>Investments</b>			
REA Group Ltd		0.00	3,887.69
Rio Tinto Limited		9,756.50	3,799.20
Seek Limited		8,946.00	11,764.70
Skycity Entertainment Group Limited		5,072.10	6,220.50
South32 Limited		9,065.94	11,160.37
Suncorp Group Limited		11,627.82	11,765.49
Tabcorp Holdings Limited		3,551.78	18,539.22
Telstra Corporation Limited.		17,787.00	17,912.64
The Lottery Corporation Limited		15,074.20	0.00
TPG Telecom Limited.		4,381.98	2,804.48
Virgin Money Uk Plc		0.00	5,880.64
Woodside Energy Group Ltd		25,567.52	0.00
Woodside Petroleum Ltd		0.00	12,926.22
Worley Limited		6,764.00	0.00
Stapled Securities	5		
Lendlease Group		12,580.91	13,396.74
Units in Unlisted Unit Trusts (Australian)	6		
The Fortune Unit Trust		0.00	2,373,394.76
<b>Total Investments</b>		<u>1,425,401.76</u>	<u>3,827,877.77</u>
<b>Other Assets</b>			
Bank Accounts	7		
Encircle Managed Investment Account		41,175.43	33,908.71
NAB Cash Acc 401287452		445,999.01	258,059.66
Distributions Receivable			
Antares Diversified Fixed Income		8.40	166.36
Arrowstreet Global Equity No. 2 Fund - Class I		4,101.67	9,917.67
AXA IM Sustainable Equity Fund		2,389.76	2,482.12
Betashares Australian High Interest Cash Etf		12,245.92	5,405.74
CC JCB Active Bond Fund - Class B		0.00	66.70
ClrBrge RARE Infrast Vlue Fd Unhdd		1,744.35	922.37
Fixed Income Strategy 2		1.72	1,124.31
Freehold Australian Property Fund		1,802.66	1,463.68
Global Systematic Equities Fund		2,513.62	7,073.87
Janus Henderson Tactical Income		684.05	371.13
Kapstream Abs Ret Inc PI Fd - CI I		84.46	56.41
Lendlease Group		73.12	52.68
MFS Concentrated Gbl Equ Tr (Ins)		1,581.78	1,912.39
Multi Strategy Alternative Fund		536.17	6,081.80
Mutual Credit Fund		525.37	546.52

Refer to compilation report

**Olbertz Superannuation Fund**  
**Detailed Statement of Financial Position**

As at 30 June 2022

	Note	2022	2021
		\$	\$
<b>Other Assets</b>			
PIMCO Global Bond Fd - Ws Class		42.54	18.21
Resolution Capital Glb Prop Sec CIB		1,246.11	64.81
The Fortune Unit Trust		65,750.04	38,222.85
Western Asset Glb Bnd		0.00	182.62
Unsettled Trades			
Aristocrat Leisure Limited		0.00	728.04
Commonwealth Bank Australia		0.00	2,279.78
National Australia Bank		0.00	(1,400.98)
Virgin Money Uk Plc		0.00	1,203.23
Woodside Petroleum Ltd		0.00	(1,720.89)
Sundry Debtors		4,282.58	47.40
Income Tax Refundable		12,697.01	4,504.63
<b>Total Other Assets</b>		<u>599,485.77</u>	<u>373,741.82</u>
<b>Total Assets</b>		<u>2,024,887.53</u>	<u>4,201,619.59</u>
Less:			
<b>Liabilities</b>			
Unsettled Trades			
40-Foot Shipping Containers		2,853.18	3,380.73
PAYG Payable		7,848.00	3,009.00
Sundry Creditors		0.00	24,668.85
<b>Total Liabilities</b>		<u>10,701.18</u>	<u>31,058.58</u>
<b>Net assets available to pay benefits</b>		<u>2,014,186.35</u>	<u>4,170,561.01</u>
Represented By :			
<b>Liability for accrued benefits allocated to members' accounts</b>			
	8, 9		
Olbertz, Dirk - Accumulation		527,640.04	895,767.90
Olbertz, Ralph - Accumulation		540,970.52	1,039,582.81
Olbertz, Wolfgang - Accumulation		72,812.90	1,021,319.74
Olbertz, Wolfgang - Pension (Account Based Pension)		356,994.67	0.00
Olbertz, Kay - Accumulation		94,576.83	1,213,890.56
Olbertz, Kay - Pension (Account Based Pension)		421,191.39	0.00
<b>Total Liability for accrued benefits allocated to members' accounts</b>		<u>2,014,186.35</u>	<u>4,170,561.01</u>

Refer to compilation report

**Olbertz Superannuation Fund**  
**Operating Statement**  
For the year ended 30 June 2022

	Note	2022 \$	2021 \$
<b>Income</b>			
<b>Investment Income</b>			
Trust Distributions	12	105,421.09	84,094.13
Dividends Received	11	19,107.49	7,060.02
Interest Received		50.68	107.84
Rental Income	13	564.50	269.56
<b>Contribution Income</b>			
Personal Concessional		55,000.00	0.00
Personal Non Concessional		220,000.00	0.00
<b>Other Income</b>			
Other Income		1,960.24	624.98
<b>Total Income</b>		<u>402,104.00</u>	<u>92,156.53</u>
<b>Expenses</b>			
Accountancy Fees		12,276.64	11,522.94
ATO Supervisory Levy		259.00	777.00
Auditor's Remuneration		686.00	685.00
ASIC Fees		549.00	0.00
Bank Charges		0.00	3.70
Investment Management Fees		15,358.40	15,764.40
Interest Paid - ATO General Interest		599.99	69.68
		<u>29,729.03</u>	<u>28,822.72</u>
<b>Member Payments</b>			
Life Insurance Premiums		0.00	17,683.44
Pensions Paid		60,000.00	0.00
<b>Investment Losses</b>			
Changes in Market Values	14	2,450,054.64	(117,590.89)
<b>Total Expenses</b>		<u>2,539,783.67</u>	<u>(71,084.73)</u>
<b>Benefits accrued as a result of operations before income tax</b>			
		<u>(2,137,679.67)</u>	<u>163,241.26</u>
Income Tax Expense	15	18,694.99	4,522.37
<b>Benefits accrued as a result of operations</b>		<u>(2,156,374.66)</u>	<u>158,718.89</u>

Refer to compilation report



# Olbertz Superannuation Fund

## Detailed Operating Statement

For the year ended 30 June 2022

	2022	2021
	\$	\$
<b>Income</b>		
<b>Investment Income</b>		
Trust Distributions		
Antares Diversified Fixed Income	117.50	578.97
APA Group	0.00	233.02
Arrowstreet Global Equity No. 2 Fund - Class I	4,101.67	10,128.00
AXA IM Sustainable Equity Fund	2,389.76	2,482.12
Betashares Australian High Interest Cash Etf	12,245.92	5,405.74
CC JCB Active Bond Fund - Class B	53.71	280.73
Centuria Industrial Reit	0.00	42.75
ClrBrge RARE Infrast Vlue Fd Unhdd	3,844.21	2,341.73
Dexus	0.00	196.05
Fixed Income Strategy 2	206.03	1,137.05
Freehold Australian Property Fund	5,908.17	2,247.91
Global Systematic Equities Fund	2,513.62	7,073.87
Goodman Group	0.00	130.38
GPT Group	0.00	136.88
Janus Henderson Tactical Income	894.63	703.18
Kapstream Abs Ret Inc Pl Fd - CII	311.43	344.77
Lendlease Group	0.00	228.03
Magellan Global Fd	0.00	498.10
MFS Concentrated Gbl Equ Tr (Ins)	1,581.78	1,912.39
Mirvac Group	0.00	67.82
Multi Strategy Alternative Fund	536.17	6,081.80
Mutual Credit Fund	2,276.57	1,795.25
PIMCO Global Bond Fd - Ws Class	78.75	418.29
Resolution Capital Gbl Prop Sec CIB	2,411.28	266.03
Scentre Group	0.00	82.60
Shopping Centres Australasia Property Group	0.00	49.48
The Fortune Unit Trust	65,750.00	38,223.85
Transurban Group	0.00	76.20
Waypoint Reit	0.00	212.15
Western Asset Gbl Bnd	199.89	718.99
	105,421.09	84,094.13
Dividends Received		
Als Limited	276.20	137.07
Aristocrat Leisure Limited	155.97	38.00
Australia And New Zealand Banking Group Limited	159.60	0.00
BHP Group Limited	9,319.06	1,572.95
Cleanaway Waste Management Limited	29.63	90.92
Coles Group Limited.	159.88	310.31
Commonwealth Bank Of Australia.	227.75	0.00
Computershare Limited.	335.11	328.21
CSL Limited	215.67	0.00
Domino's Pizza Enterprises Ltd	101.60	146.38
Endeavour Group Limited	113.25	0.00
Iress Limited	281.52	299.92
James Hardie Industries Plc	102.99	164.60
Lendlease Group	241.39	0.00
Macquarie Group Limited	785.95	463.95
National Australia Bank Limited	1,299.85	731.10
QBE Insurance Group Limited	327.05	0.00
Qube Holdings Limited	228.09	152.45
REA Group Ltd	0.00	93.06

Refer to compilation report

**Olbertz Superannuation Fund**  
**Detailed Operating Statement**

For the year ended 30 June 2022

	2022	2021
	\$	\$
Rio Tinto Limited	658.87	455.31
Seek Limited	167.22	199.70
Skycity Entertainment Group Limited	129.53	0.00
South32 Limited	559.69	62.35
Suncorp Group Limited	751.89	334.64
Tabcorp Holdings Limited	469.97	299.10
Telstra Corporation Limited.	698.32	487.84
TPG Telecom Limited.	87.78	33.60
Treasury Wine Estates Limited	0.00	89.12
Virgin Money Uk Plc	30.43	0.00
Wesfarmers Limited	0.00	300.20
Woodside Petroleum Ltd	1,193.23	269.24
	<u>19,107.49</u>	<u>7,060.02</u>
Interest Received		
Encircle Managed Investment Account	50.68	107.84
	<u>50.68</u>	<u>107.84</u>
Rental Income		
40-Foot Shipping Containers	564.50	269.56
	<u>564.50</u>	<u>269.56</u>
<b>Contribution Income</b>		
Personal Contributions - Concessional		
Dirk Olbertz	27,500.00	0.00
Ralph Olbertz	27,500.00	0.00
	<u>55,000.00</u>	<u>0.00</u>
Personal Contributions - Non Concessional		
Dirk Olbertz	110,000.00	0.00
Ralph Olbertz	110,000.00	0.00
	<u>220,000.00</u>	<u>0.00</u>
<b>Other Income</b>		
Other Income	1,960.24	624.98
	<u>1,960.24</u>	<u>624.98</u>
<b>Total Income</b>	<u>402,104.00</u>	<u>92,156.53</u>
<b>Expenses</b>		
Accountancy Fees	12,276.64	11,522.94
ASIC Fees	549.00	0.00
ATO Supervisory Levy	259.00	777.00
Auditor's Remuneration	686.00	685.00
Bank Charges	0.00	3.70
Interest Paid - ATO General Interest	599.99	69.68
Investment Management Fees	15,358.40	15,764.40
	<u>29,729.03</u>	<u>28,822.72</u>
<b>Member Payments</b>		
Life Insurance Premiums		
Olbertz, Dirk - Accumulation (Accumulation)	0.00	8,841.72
Olbertz, Ralph - Accumulation (Accumulation)	0.00	8,841.72
	<u>0.00</u>	<u>17,683.44</u>

Refer to compilation report

# Olbertz Superannuation Fund

## Detailed Operating Statement

For the year ended 30 June 2022

	2022	2021
	\$	\$
<b>Pensions Paid</b>		
Olbertz, Kay - Pension (Account Based Pension)	30,000.00	0.00
Olbertz, Wolfgang - Pension (Account Based Pension)	30,000.00	0.00
	<u>60,000.00</u>	<u>0.00</u>
<b>Investment Losses</b>		
<b>Realised Movements in Market Value</b>		
<b>Managed Investments (Australian)</b>		
Antares Diversified Fixed Income	0.00	(33.22)
Arrowstreet Global Equity No. 2 Fund - Class I	299.57	(222.34)
AXA IM Sustainable Equity Fund	(835.38)	(349.11)
CC JCB Active Bond Fund - Class B	0.00	(488.80)
ClrBrge RARE Infrac Vluue Fd Unhdd	15.98	93.99
Custom Portfolio Sol Glb Gwth Fd	(1,575.80)	0.00
Fixed Income Strategy 2	0.00	(162.45)
Freehold Australian Property Fund	(834.36)	0.00
Global Systematic Equities Fund	(1,445.42)	(712.48)
Kapstream Abs Ret Inc Pl Fd - Cl I	9.31	311.21
Kapstream Macro Thematic Fund	0.00	1,979.58
Lazard Global Eq Fran Fund I Class	0.00	(1,754.78)
Magellan Global Fd	0.00	(10,774.45)
MFS Concentrated Gbl Equ Tr (Ins)	(294.19)	(354.36)
Mutual Credit Fund	50.71	0.00
Packer & Co Investigator Trust	22.87	0.00
PIMCO Global Bond Fd - Ws Class	0.00	(127.59)
Resolution Capital Glb Prop Sec ClB	(143.43)	(13.33)
Western Asset Glb Bnd	0.00	(50.93)
	<u>(4,730.13)</u>	<u>(12,659.06)</u>
<b>Shares in Listed Companies (Australian)</b>		
Als Limited	(1,097.34)	(947.57)
Aristocrat Leisure Limited	(90.57)	(1,090.47)
Aristocrat Leisure Limited	(85.50)	0.00
Australia And New Zealand Banking Group Limited	0.00	(779.94)
BHP Group Limited	0.00	(691.47)
Cleanaway Waste Management Limited	(594.08)	(534.07)
Cochlear Limited	0.00	(1,087.35)
Coles Group Limited.	(307.34)	(50.46)
Commonwealth Bank Of Australia.	(92.72)	(125.26)
Computershare Limited.	(2,435.25)	(107.17)
Domino's Pizza Enterprises Ltd	(3,644.75)	(2,236.65)
Endeavour Group Limited	62.38	0.00
Iress Limited	0.00	228.92
James Hardie Industries Plc	(7,294.60)	(5,463.66)
Macquarie Group Limited	(1,994.87)	(372.18)
National Australia Bank Limited	(163.20)	1,358.60
QBE Insurance Group Limited	30.82	0.00
Qube Holdings Limited	(10.54)	73.37
Ramsay Health Care Limited	0.00	(1,280.48)
REA Group Ltd	(2,246.98)	(6,565.05)
Rio Tinto Limited	(612.52)	(2,441.45)
Seek Limited	83.28	(2,984.99)
Skycity Entertainment Group Limited	0.00	50.55
South32 Limited	(2,383.95)	(58.29)
Suncorp Group Limited	0.00	152.59

Refer to compilation report

**Olbertz Superannuation Fund**  
**Detailed Operating Statement**

For the year ended 30 June 2022

	2022	2021
	\$	\$
Tabcorp Holdings Limited	(324.49)	1,047.09
Telstra Corporation Limited.	(633.87)	323.08
TPG Telecom Limited.	0.00	66.67
Treasury Wine Estates Limited	0.00	3,740.88
Virgin Money Uk Plc	(869.15)	1,451.00
Wesfarmers Limited	0.00	(4,476.90)
Westpac Banking Corporation	0.00	2,054.31
Woodside Petroleum Ltd	156.16	989.25
Xero Limited	1,264.39	(3,786.09)
	<u>(23,284.67)</u>	<u>(23,543.20)</u>
<b>Stapled Securities</b>		
APA Group	0.00	601.34
Dexus	0.00	2,086.70
Goodman Group	0.00	(10,071.44)
GPT Group	0.00	97.06
Lendlease Group	0.00	(248.60)
Mirvac Group	0.00	(385.99)
Scentre Group	0.00	2,381.85
Shopping Centres Australasia Property Group	0.00	37.80
Sydney Airport	0.00	190.98
Transurban Group	0.00	(5,139.75)
Waypoint Reit	0.00	(171.04)
	<u>0.00</u>	<u>(10,621.09)</u>
<b>Units in Listed Unit Trusts (Australian)</b>		
Centuria Industrial Reit	0.00	190.96
	<u>0.00</u>	<u>190.96</u>
<b>Unrealised Movements in Market Value</b>		
<b>Managed Investments (Australian)</b>		
Antares Diversified Fixed Income	4,608.74	123.79
Arrowstreet Global Equity No. 2 Fund - Class I	12,502.18	(16,538.96)
AXA IM Sustainable Equity Fund	3,872.39	(9,906.99)
CC JCB Active Bond Fund - Class B	2,481.13	886.73
ClrBrge RARE Infrast Viue Fd Unhdd	(2,432.04)	(3,561.48)
Custom Portfolio Sol Glb Gwth Fd	46,285.81	(17,967.23)
Fixed Income Strategy 2	3,727.25	(404.04)
Freehold Australian Property Fund	(3,078.22)	(6,547.49)
Global Systematic Equities Fund	8,324.15	(16,131.11)
Janus Henderson Tactical Income	1,520.47	343.57
Kapstream Abs Ret Inc Pl Fd - Cl I	110.80	(972.78)
Lazard Global Eqt Fran Fund I Class	0.00	(4,897.72)
Magellan Global Fd	0.00	10,599.11
MFS Concentrated Gbl Equ Tr (Ins)	6,512.97	(10,036.27)
Multi Strategy Alternative Fund	6,333.90	(5,423.24)
Mutual Credit Fund	2,652.36	(1,807.34)
Packer & Co Investigator Trust	(50.97)	(360.98)
PIMCO Global Bond Fd - Ws Class	1,656.64	(37.13)
Resolution Capital Glb Prop Sec CIB	1,478.41	(1,860.70)
Western Asset Glb Bnd	2,166.68	20.38
	<u>98,672.65</u>	<u>(84,479.88)</u>
<b>Other Assets</b>		
40-Foot Shipping Containers	(24,320.09)	61,575.23

Refer to compilation report

**Olbertz Superannuation Fund**  
**Detailed Operating Statement**

For the year ended 30 June 2022

	2022	2021
	\$	\$
	(24,320.09)	61,575.23
<b>Shares in Listed Companies (Australian)</b>		
Als Limited	3,148.70	(6,143.10)
Aristocrat Leisure Limited	3,402.21	(6,591.44)
BHP Group Limited	7,077.24	(8,729.65)
Cleanaway Waste Management Limited	702.46	(486.75)
Cochlear Limited	0.00	81.42
Coles Group Limited.	566.67	34.41
Commonwealth Bank Of Australia.	177.43	(177.43)
Computershare Limited.	(2,670.70)	(2,716.99)
CSL Limited	1,166.71	(44.70)
Domino's Pizza Enterprises Ltd	4,782.15	(2,955.12)
Endeavour Group Limited	(1,071.49)	0.00
Iress Limited	856.80	(1,325.42)
James Hardie Industries Plc	6,685.67	(1,503.65)
Macquarie Group Limited	(43.55)	(5,124.64)
National Australia Bank Limited	(818.20)	(10,937.58)
QBE Insurance Group Limited	(1,357.48)	(1,215.71)
Qube Holdings Limited	1,440.46	(971.60)
Ramsay Health Care Limited	0.00	1,509.13
REA Group Ltd	2,340.51	1,356.59
Rio Tinto Limited	1,750.46	687.82
Seek Limited	4,718.24	(1,595.24)
Skycity Entertainment Group Limited	1,148.40	(667.30)
South32 Limited	(1,925.07)	(1,423.37)
Suncorp Group Limited	137.67	(2,175.21)
Tabcorp Holdings Limited	4,455.62	(8,636.82)
Telstra Corporation Limited.	153.33	(3,110.03)
The Lottery Corporation Limited	(5,435.36)	0.00
TPG Telecom Limited.	114.74	764.72
Treasury Wine Estates Limited	0.00	(1,842.73)
Virgin Money Uk Plc	1,970.72	(6,221.07)
Wesfarmers Limited	0.00	3,438.04
Westpac Banking Corporation	0.00	(1,681.14)
Woodside Energy Group Ltd	(4,272.79)	0.00
Woodside Petroleum Ltd	(2,255.74)	(1,478.02)
Worley Limited	110.88	0.00
Xero Limited	0.00	1,452.79
	27,056.69	(68,429.79)
<b>Stapled Securities</b>		
APA Group	0.00	(19.89)
Dexus	0.00	(1,642.94)
Goodman Group	0.00	6,403.59
GPT Group	0.00	(141.50)
Lendlease Group	3,265.43	906.90
Mirvac Group	0.00	(198.57)
Scentre Group	0.00	(3,517.25)
Shopping Centres Australasia Property Group	0.00	(333.11)
Sydney Airport	0.00	(955.65)
Transurban Group	0.00	5,794.63
Waypoint Reit	0.00	294.43
	3,265.43	6,590.64

Refer to compilation report

**Olbertz Superannuation Fund**  
**Detailed Operating Statement**

For the year ended 30 June 2022

	2022	2021
	\$	\$
Units in Unlisted Unit Trusts (Australian)		
The Fortune Unit Trust	2,373,394.76	13,785.24
	<u>2,373,394.76</u>	<u>13,785.24</u>
Other Investment Gains/Losses	(0.00)	0.06
<b>Changes in Market Values</b>	<u>2,450,054.64</u>	<u>(117,590.89)</u>
<b>Total Expenses</b>	<u>2,539,783.67</u>	<u>(71,084.73)</u>
<b>Benefits accrued as a result of operations before income tax</b>	<u>(2,137,679.67)</u>	<u>163,241.26</u>
<b>Income Tax Expense</b>		
Income Tax Expense	18,694.99	4,522.37
<b>Total Income Tax</b>	<u>18,694.99</u>	<u>4,522.37</u>
<b>Benefits accrued as a result of operations</b>	<u>(2,156,374.66)</u>	<u>158,718.89</u>

*Refer to compilation report*

**Olbertz Superannuation Fund**  
**Notes to the Financial Statements**  
For the year ended 30 June 2022

---

**Note 1: Summary of Significant Accounting Policies**

The trustees have prepared the financial statements on the basis that the Superannuation Fund is not a reporting entity because it is not publicly accountable and is not required by law or governing document to prepare financial statements that comply with Australian Accounting Standards. The financial statements are therefore special purpose financial statements that have been prepared in order to meet the requirements of the Superannuation Industry (Supervision) Act 1993 and associated Regulations, the trust deed of the Fund and the needs of members.

The financial statements have been prepared on a cash basis and are based on historical costs, except for investments which have been measured at market value.

The following significant accounting policies, which are consistent with the policies applied in the previous period unless otherwise stated, have been adopted in the preparation of the financial statements.

The financial statements were authorised for issue by the Director(s).

**a. Measurement of Investments**

The Fund initially recognises:

- (i) an investment when it controls the future economic benefits expected to flow from the asset. For financial assets, the trade date is considered to be the date on which control of the future economic benefits attributable to the asset passes to the Fund; and
- (ii) a financial liability on the date it becomes a party to the contractual provisions of the instrument.

Investments of the Fund have been measured at market value, which refers to the amount that a willing buyer could reasonably be expected to pay to acquire an asset from a willing seller if the following assumptions were made:

- that the buyer and the seller deal with each other at arm's length in relation to the sale;
- that the sale occurred after proper marketing of the asset; and
- that the buyer and the seller acted knowledgeably and prudentially in relation to the sale.

Market value has been determined as follows:

- (i) shares and other securities listed on the Australian Securities Exchange by reference to the relevant market quotations at the end of the reporting period;
- (ii) units in managed funds by reference to the unit redemption price at the end of the reporting period;
- (iii) fixed-interest securities by reference to the redemption price at the end of the reporting period;
- (iv) unlisted investments are stated at trustees' assessment based on estimated market value at balance date or where necessary, an external valuer's opinion; and
- (v) investment properties at the trustees' assessment of the market value or where necessary a qualified independent valuer's opinion at the end of reporting period.

**b. Cash and Cash Equivalents**

Cash and cash equivalents include cash on hand and at call, deposits with banks and short-term, highly liquid investments that are readily convertible to cash and subject to an insignificant risk of change in value.

**c. Revenue**

**Interest revenue**

Interest revenue is recognised in respect of fixed-interest securities, and cash and cash equivalent balances. Interest revenue is recognised upon receipt.

**Dividend revenue**

*Refer to compilation report*

**Olbertz Superannuation Fund**  
**Notes to the Financial Statements**

For the year ended 30 June 2022

Dividend revenue is recognised when the dividend has been paid or, in the case of dividend reinvestment schemes, when the dividend is credited to the benefit of the fund.

**Rental revenue**

Upon entering into each contract as a lessor, the Fund assesses if the lease is a finance or operating lease. All leases have been assessed as operating leases. Rental revenue arising from operating leases on investment properties is recognised on straight-line basis over the term of the specific lease.

**Distribution revenue**

Distributions from unit trusts and managed funds are recognised as at the date the unit value is quoted ex-distribution and if not received at the end of the reporting period, are reflected in the statement of financial position as a receivable at market value.

**Remeasurement changes in market values**

Remeasurement changes in the market values of assets are recognised as income and determined as the difference between the market value at year-end or consideration received (if sold during the year) and the market value as at the prior year-end or cost (if acquired during the period).

**Contributions**

Contributions and transfers in are recognised when the control and the benefits from the revenue have been attained and are recorded by the Fund, gross of any taxes, in the period to which they relate.

**d. Liability for Accrued Benefits**

The liability for accrued benefits represents the Fund's present obligation to pay benefits to members and beneficiaries, and has been calculated as the difference between the carrying amount of the assets and the carrying amount of the other payables and income tax liabilities as at the end of the reporting period.

**e. Trade and Other Payables**

Financial liabilities, such as trade creditors and other payables, are measured at the gross value of the outstanding balance at the end of the reporting period. The trustees have determined that the gross value of the Fund's financial liabilities is equivalent to the market value. Any remeasurement changes in the gross value of non-current financial liabilities (including liabilities for members' accrued benefits) are recognised in the operating statement in the periods in which they occur.

**f. Critical Accounting Estimates and Judgements**

The preparation of financial statements requires the trustees to make judgements, estimates and assumptions that affect the application of accounting policies and the reported amounts of assets and liabilities, income and expenses. Actual results may differ from these estimates.

Estimates and underlying assumptions are reviewed on an ongoing basis. Revisions to accounting estimates are recognised in the period in which the estimate is revised and in any future period affected.

**Note 2: Managed Investments (Australian)**

	2022 \$	2021 \$
Arrowstreet Global Equity No. 2 Fund - Class I	60,352.87	71,934.18
Fixed Income Strategy 2	18,799.97	18,990.14
Global Systematic Equities Fund	59,199.93	72,130.46
Multi Strategy Alternative Fund	96,166.11	84,835.80
Custom Portfolio Sol Gib Gwth Fd	74,114.60	97,986.38

*Refer to compilation report*



**Olbertz Superannuation Fund**  
**Notes to the Financial Statements**  
For the year ended 30 June 2022

CC JCB Active Bond Fund - Class B	19,129.96	18,953.03
PIMCO Global Bond Fd - Ws Class	14,181.25	14,128.52
AXA IM Sustainable Equity Fund	60,854.37	71,943.31
MFS Concentrated Gbl Equ Tr (Ins)	45,596.53	53,656.04
Kapstream Abs Ret Inc PI Fd - CI I	14,493.87	14,075.93
Janus Henderson Tactical Income	23,970.70	23,449.07
Freehold Australian Property Fund	106,092.18	108,936.13
Packer & Co Investigator Trust	0.00	12,680.09
Antares Diversified Fixed Income	38,130.38	37,734.45
Mutual Credit Fund	96,271.43	94,144.94
Western Asset Glb Bnd	14,176.59	14,212.30
ClrBrge RARE Infracr Vlue Fd Unhdd	44,153.43	45,104.71
Resolution Capital Gbl Prop Sec CIB	14,207.00	15,669.83
	799,891.17	870,565.31

**Note 3: Other Assets**

	<b>2022</b>	<b>2021</b>
	<b>\$</b>	<b>\$</b>
40-Foot Shipping Containers	290,680.86	266,360.77
	290,680.86	266,360.77

**Note 4: Shares in Listed Companies (Australian)**

	<b>2022</b>	<b>2021</b>
	<b>\$</b>	<b>\$</b>
Aristocrat Leisure Limited	15,711.66	16,288.02
Als Limited	9,537.24	13,379.04
BHP Group Limited	42,322.50	33,999.00
Commonwealth Bank Of Australia.	0.00	6,391.68
Coles Group Limited.	0.00	9,758.39
Computershare Limited.	13,379.52	12,607.40
CSL Limited	33,901.56	4,848.23
Cleanaway Waste Management Limited	0.00	3,329.04
Domino's Pizza Enterprises Ltd	6,256.00	9,881.82
Endeavour Group Limited	8,130.18	0.00
Iress Limited	7,044.12	7,900.92

*Refer to compilation report*

**Olbertz Superannuation Fund**  
**Notes to the Financial Statements**

For the year ended 30 June 2022

James Hardie Industries Plc	0.00	12,630.33
Macquarie Group Limited	17,767.08	19,553.75
National Australia Bank Limited	29,170.35	25,931.58
QBE Insurance Group Limited	14,324.85	10,703.68
Qube Holdings Limited	7,108.92	10,296.16
REA Group Ltd	0.00	3,887.69
Rio Tinto Limited	9,756.50	3,799.20
South32 Limited	9,065.94	11,160.37
Seek Limited	8,946.00	11,764.70
Skycity Entertainment Group Limited	5,072.10	6,220.50
Suncorp Group Limited	11,627.82	11,765.49
Tabcorp Holdings Limited	3,551.78	18,539.22
The Lottery Corporation Limited	15,074.20	0.00
Telstra Corporation Limited.	17,787.00	17,912.64
TPG Telecom Limited.	4,381.98	2,804.48
Virgin Money Uk Plc	0.00	5,880.64
Woodside Energy Group Ltd	25,567.52	0.00
Worley Limited	6,764.00	0.00
Woodside Petroleum Ltd	0.00	12,926.22
	322,248.82	304,160.19
<b>Note 5: Stapled Securities</b>		
	<b>2022</b>	<b>2021</b>
	\$	\$
Lendlease Group	12,580.91	13,396.74
	12,580.91	13,396.74
<b>Note 6: Units in Unlisted Unit Trusts (Australian)</b>		
	<b>2022</b>	<b>2021</b>
	\$	\$
The Fortune Unit Trust	0.00	2,373,394.76
	0.00	2,373,394.76
<b>Note 7: Banks and Term Deposits</b>		
	<b>2022</b>	<b>2021</b>
	\$	\$

Refer to compilation report

**Olbertz Superannuation Fund**  
**Notes to the Financial Statements**

For the year ended 30 June 2022

**Banks**

Encircle Managed Investment Account	41,175.43	33,908.71
NAB Cash Acc 401287452	445,999.01	258,059.66
	487,174.44	291,968.37

**Note 8: Liability for Accrued Benefits**

	2022 \$	2021 \$
Liability for accrued benefits at beginning of year	4,170,561.01	4,011,842.12
Benefits accrued as a result of operations	(2,156,374.66)	158,718.89
Current year member movements	0.00	0.00
Liability for accrued benefits at end of year	2,014,186.35	4,170,561.01

**Note 9: Vested Benefits**

Vested benefits are benefits that are not conditional upon continued membership of the fund (or any factor other than resignation from the plan) and include benefits which members were entitled to receive had they terminated their fund membership as at the end of the reporting period.

	2022 \$	2021 \$
Vested Benefits	2,014,186.35	4,170,561.01

**Note 10: Guaranteed Benefits**

No guarantees have been made in respect of any part of the liability for accrued benefits.

**Note 11: Dividends**

	2022 \$	2021 \$
Als Limited	276.20	137.07
Aristocrat Leisure Limited	155.97	38.00
Australia And New Zealand Banking Group Limited	159.60	0.00
BHP Group Limited	9,319.06	1,572.95
CSL Limited	215.67	0.00
Cleanaway Waste Management Limited	29.63	90.92
Coles Group Limited.	159.88	310.31
Commonwealth Bank Of Australia.	227.75	0.00
Computershare Limited.	335.11	328.21
Domino's Pizza Enterprises Ltd	101.60	146.38

*Refer to compilation report*

**Olbertz Superannuation Fund**  
**Notes to the Financial Statements**

For the year ended 30 June 2022

Endeavour Group Limited	113.25	0.00
Iress Limited	281.52	299.92
James Hardie Industries Plc	102.99	164.60
Lendlease Group	241.39	0.00
Macquarie Group Limited	785.95	463.95
National Australia Bank Limited	1,299.85	731.10
QBE Insurance Group Limited	327.05	0.00
Qube Holdings Limited	228.09	152.45
REA Group Ltd	0.00	93.06
Rio Tinto Limited	658.87	455.31
Seek Limited	167.22	199.70
Skycity Entertainment Group Limited	129.53	0.00
South32 Limited	559.69	62.35
Suncorp Group Limited	751.89	334.64
TPG Telecom Limited.	87.78	33.60
Tabcorp Holdings Limited	469.97	299.10
Telstra Corporation Limited.	698.32	487.84
Treasury Wine Estates Limited	0.00	89.12
Virgin Money Uk Plc	30.43	0.00
Wesfarmers Limited	0.00	300.20
Woodside Petroleum Ltd	1,193.23	269.24
	<hr/>	<hr/>
	19,107.49	7,060.02

**Olbertz Superannuation Fund**  
**Notes to the Financial Statements**

For the year ended 30 June 2022

**Note 12: Trust Distributions**

	<b>2022</b>	<b>2021</b>
	\$	\$
Kapstream Abs Ret Inc PI Fd - CI I	311.43	344.77
AXA IM Sustainable Equity Fund	2,389.76	2,482.12
CC JCB Active Bond Fund - Class B	53.71	280.73
Western Asset Glb Bnd	199.89	718.99
Global Systematic Equities Fund	2,513.62	7,073.87
PIMCO Global Bond Fd - Ws Class	78.75	418.29
Janus Henderson Tactical Income	894.63	703.18
Fixed Income Strategy 2	206.03	1,137.05
ClrBrge RARE Infrast Vlue Fd Unhdd	3,844.21	2,341.73
Mutual Credit Fund	2,276.57	1,795.25
Betashares Australian High Interest Cash Etf	12,245.92	5,405.74
Arrowstreet Global Equity No. 2 Fund - Class I	4,101.67	10,128.00
Multi Strategy Alternative Fund	536.17	6,081.80
Freehold Australian Property Fund	5,908.17	2,247.91
Resolution Capital Glb Prop Sec CIB	2,411.28	266.03
The Fortune Unit Trust	65,750.00	38,223.85
Antares Diversified Fixed Income	117.50	578.97
MFS Concentrated Gbl Equ Tr (Ins)	1,581.78	1,912.39
Lendlease Group	0.00	228.03
Centuria Industrial Reit	0.00	42.75
Goodman Group	0.00	130.38
Magellan Global Fd	0.00	498.10
Transurban Group	0.00	76.20
GPT Group	0.00	136.88
APA Group	0.00	233.02
Scentre Group	0.00	82.60
Mirvac Group	0.00	67.82
Dexus	0.00	196.05
Shopping Centres Australasia Property Group	0.00	49.48
Waypoint Reit	0.00	212.15
	105,421.09	84,094.13

*Refer to compilation report*

**Olbertz Superannuation Fund**  
**Notes to the Financial Statements**

For the year ended 30 June 2022

**Note 13: Rental Income**

	2022 \$	2021 \$
40-Foot Shipping Containers	564.50	269.56
	564.50	269.56

**Note 14: Changes in Market Values**

**Unrealised Movements in Market Value**

	2022 \$	2021 \$
<b>Managed Investments (Australian)</b>		
AXA IM Sustainable Equity Fund	(3,872.39)	9,906.99
Antares Diversified Fixed Income	(4,608.74)	(123.79)
Arrowstreet Global Equity No. 2 Fund - Class I	(12,502.18)	16,538.96
CC JCB Active Bond Fund - Class B	(2,481.13)	(886.73)
ClrBrge RARE Infrast Vlue Fd Unhdd	2,432.04	3,561.48
Custom Portfolio Sol Glb Gwth Fd	(46,285.81)	17,967.23
Fixed Income Strategy 2	(3,727.25)	404.04
Freehold Australian Property Fund	3,078.22	6,547.49
Global Systematic Equities Fund	(8,324.15)	16,131.11
Janus Henderson Tactical Income	(1,520.47)	(343.57)
Kapstream Abs Ret Inc Pl Fd - Cl I	(110.80)	972.78
Lazard Global Eqt Fran Fund I Class	0.00	4,897.72
MFS Concentrated Gbl Equ Tr (Ins)	(6,512.97)	10,036.27
Magellan Global Fd	0.00	(10,599.11)
Multi Strategy Alternative Fund	(6,333.90)	5,423.24
Mutual Credit Fund	(2,652.36)	1,807.34
PIMCO Global Bond Fd - Ws Class	(1,656.64)	37.13
Packer & Co Investigator Trust	50.97	360.98
Resolution Capital Glb Prop Sec CIB	(1,478.41)	1,860.70
Western Asset Glb Bnd	(2,166.68)	(20.38)
	(98,672.65)	84,479.88
<b>Other Assets</b>		
40-Foot Shipping Containers	24,320.09	(61,575.23)

**Olbertz Superannuation Fund**  
**Notes to the Financial Statements**  
For the year ended 30 June 2022

	24,320.09	(61,575.23)
<b>Shares in Listed Companies (Australian)</b>		
Als Limited	(3,148.70)	6,143.10
Aristocrat Leisure Limited	(3,402.21)	6,591.44
BHP Group Limited	(7,077.24)	8,729.65
CSL Limited	(1,166.71)	44.70
Cleanaway Waste Management Limited	(702.46)	486.75
Cochlear Limited	0.00	(81.42)
Coles Group Limited.	(566.67)	(34.41)
Commonwealth Bank Of Australia.	(177.43)	177.43
Computershare Limited.	2,670.70	2,716.99
Domino's Pizza Enterprises Ltd	(4,782.15)	2,955.12
Endeavour Group Limited	1,071.49	0.00
Iress Limited	(856.80)	1,325.42
James Hardie Industries Plc	(6,685.67)	1,503.65
Macquarie Group Limited	43.55	5,124.64
National Australia Bank Limited	818.20	10,937.58
QBE Insurance Group Limited	1,357.48	1,215.71
Qube Holdings Limited	(1,440.46)	971.60
REA Group Ltd	(2,340.51)	(1,356.59)
Ramsay Health Care Limited	0.00	(1,509.13)
Rio Tinto Limited	(1,750.46)	(687.82)
Seek Limited	(4,718.24)	1,595.24
Skycity Entertainment Group Limited	(1,148.40)	667.30
South32 Limited	1,925.07	1,423.37
Suncorp Group Limited	(137.67)	2,175.21
TPG Telecom Limited.	(114.74)	(764.72)
Tabcorp Holdings Limited	(4,455.62)	8,636.82
Telstra Corporation Limited.	(153.33)	3,110.03
The Lottery Corporation Limited	5,435.36	0.00
Treasury Wine Estates Limited	0.00	1,842.73
Virgin Money Uk Plc	(1,970.72)	6,221.07
Wesfarmers Limited	0.00	(3,438.04)

*Refer to compilation report*

**Olbertz Superannuation Fund**  
**Notes to the Financial Statements**

For the year ended 30 June 2022

Westpac Banking Corporation	0.00	1,681.14
Woodside Energy Group Ltd	4,272.79	0.00
Woodside Petroleum Ltd	2,255.74	1,478.02
Worley Limited	(110.88)	0.00
Xero Limited	0.00	(1,452.79)
	<u>(27,056.69)</u>	<u>68,429.79</u>
<b>Stapled Securities</b>		
APA Group	0.00	19.89
Dexus	0.00	1,642.94
GPT Group	0.00	141.50
Goodman Group	0.00	(6,403.59)
Lendlease Group	(3,265.43)	(906.90)
Mirvac Group	0.00	198.57
Scentre Group	0.00	3,517.25
Shopping Centres Australasia Property Group	0.00	333.11
Sydney Airport	0.00	955.65
Transurban Group	0.00	(5,794.63)
Waypoint Reit	0.00	(294.43)
	<u>(3,265.43)</u>	<u>(6,590.64)</u>
<b>Units in Unlisted Unit Trusts (Australian)</b>		
The Fortune Unit Trust	(2,373,394.76)	(13,785.24)
	<u>(2,373,394.76)</u>	<u>(13,785.24)</u>
<b>Total Unrealised Movement</b>	<u>(2,478,069.44)</u>	<u>70,958.56</u>
<b>Realised Movements in Market Value</b>		
	<b>2022</b>	<b>2021</b>
	<b>\$</b>	<b>\$</b>
<b>Managed Investments (Australian)</b>		
AXA IM Sustainable Equity Fund	835.38	349.11
Antares Diversified Fixed Income	0.00	33.22
Arrowstreet Global Equity No. 2 Fund - Class I	(299.57)	222.34
CC JCB Active Bond Fund - Class B	0.00	488.80
ClrBrge RARE Infrast Vlue Fd Unhdd	(15.98)	(93.99)
Custom Portfolio Sol Glb Gwth Fd	1,575.80	0.00

Refer to compilation report



**Olbertz Superannuation Fund**  
**Notes to the Financial Statements**

For the year ended 30 June 2022

Fixed Income Strategy 2	0.00	162.45
Freehold Australian Property Fund	834.36	0.00
Global Systematic Equities Fund	1,445.42	712.48
Kapstream Abs Ret Inc PI Fd - CI I	(9.31)	(311.21)
Kapstream Macro Thematic Fund	0.00	(1,979.58)
Lazard Global Eqt Fran Fund I Class	0.00	1,754.78
MFS Concentrated Gbl Equ Tr (Ins)	294.19	354.36
Magellan Global Fd	0.00	10,774.45
Mutual Credit Fund	(50.71)	0.00
PIMCO Global Bond Fd - Ws Class	0.00	127.59
Packer & Co Investigator Trust	(22.87)	0.00
Resolution Capital Gbl Prop Sec CIB	143.43	13.33
Western Asset Gbl Bnd	0.00	50.93
	4,730.13	12,659.06
<b>Shares in Listed Companies (Australian)</b>		
Als Limited	1,097.34	947.57
Aristocrat Leisure Limited	90.57	1,090.47
Aristocrat Leisure Limited	85.50	0.00
Australia And New Zealand Banking Group Limited	0.00	779.94
BHP Group Limited	0.00	691.47
Cleanaway Waste Management Limited	594.08	534.07
Cochlear Limited	0.00	1,087.35
Coles Group Limited.	307.34	50.46
Commonwealth Bank Of Australia.	92.72	125.26
Computershare Limited.	2,435.25	107.17
Domino's Pizza Enterprises Ltd	3,644.75	2,236.65
Endeavour Group Limited	(62.38)	0.00
Iress Limited	0.00	(228.92)
James Hardie Industries Plc	7,294.60	5,463.66
Macquarie Group Limited	1,994.87	372.18
National Australia Bank Limited	163.20	(1,358.60)
QBE Insurance Group Limited	(30.82)	0.00
Qube Holdings Limited	10.54	(73.37)

*Refer to compilation report*

**Olbertz Superannuation Fund**  
**Notes to the Financial Statements**  
For the year ended 30 June 2022

REA Group Ltd	2,246.98	6,565.05
Ramsay Health Care Limited	0.00	1,280.48
Rio Tinto Limited	612.52	2,441.45
Seek Limited	(83.28)	2,984.99
Skycity Entertainment Group Limited	0.00	(50.55)
South32 Limited	2,383.95	58.29
Suncorp Group Limited	0.00	(152.59)
TPG Telecom Limited.	0.00	(66.67)
Tabcorp Holdings Limited	324.49	(1,047.09)
Telstra Corporation Limited.	633.87	(323.08)
Treasury Wine Estates Limited	0.00	(3,740.88)
Virgin Money Uk Plc	869.15	(1,451.00)
Wesfarmers Limited	0.00	4,476.90
Westpac Banking Corporation	0.00	(2,054.31)
Woodside Petroleum Ltd	(156.16)	(989.25)
Xero Limited	(1,264.39)	3,786.09
	<u>23,284.67</u>	<u>23,543.20</u>
<b>Stapled Securities</b>		
APA Group	0.00	(601.34)
Dexus	0.00	(2,086.70)
GPT Group	0.00	(97.06)
Goodman Group	0.00	10,071.44
Lendlease Group	0.00	248.60
Mirvac Group	0.00	385.99
Scentre Group	0.00	(2,381.85)
Shopping Centres Australasia Property Group	0.00	(37.80)
Sydney Airport	0.00	(190.98)
Transurban Group	0.00	5,139.75
Waypoint Reit	0.00	171.04
	<u>0.00</u>	<u>10,621.09</u>
<b>Units in Listed Unit Trusts (Australian)</b>		
Centuria Industrial Reit	0.00	(190.96)

*Refer to compilation report*

**Olbertz Superannuation Fund**  
**Notes to the Financial Statements**  
For the year ended 30 June 2022

	0.00	(190.96)
<b>Total Realised Movement</b>	28,014.80	46,632.39
<b>Changes in Market Values</b>	(2,450,054.64)	117,590.95

**Note 15: Income Tax Expense**

	2022	2021
	\$	\$
The components of tax expense comprise		
Current Tax	18,694.99	4,522.37
Income Tax Expense	18,694.99	4,522.37

The prima facie tax on benefits accrued before income tax is reconciled to the income tax as follows:

Prima facie tax payable on benefits accrued before income tax at 15%	(320,651.95)	24,486.19
Less:		
Tax effect of:		
Non Taxable Contributions	33,000.00	0.00
Increase in MV of Investments	0.00	10,643.78
Realised Accounting Capital Gains	4,202.22	7,243.10
Accounting Trust Distributions	15,813.16	12,614.12
Other Non-Taxable Income	1,773.15	0.00
Add:		
Tax effect of:		
Decrease in MV of Investments	371,710.42	0.00
Pension Payments	9,000.00	0.00
Franking Credits	1,101.56	414.06
Foreign Credits	144.08	121.40
Net Capital Gains	7,421.70	7,551.75
Taxable Trust Distributions	12,492.08	4,022.47
Distributed Foreign Income	570.33	1,751.78
Rounding	(0.44)	247.65
Income Tax on Taxable Income or Loss	26,999.25	8,094.30

*Refer to compilation report*

**Olbertz Superannuation Fund**  
**Notes to the Financial Statements**  
For the year ended 30 June 2022

---

Less credits:		
Franking Credits	7,343.71	2,760.39
Foreign Credits	960.55	811.54
Current Tax or Refund	<u>18,694.99</u>	<u>4,522.37</u>

# Olbertz Superannuation Fund

## Statement of Taxable Income

For the year ended 30 June 2022

	2022
	\$
Benefits accrued as a result of operations	(2,137,679.67)
<b>Less</b>	
Other Non Taxable Income	11,821.00
Realised Accounting Capital Gains	28,014.80
Accounting Trust Distributions	105,421.09
Non Taxable Contributions	220,000.00
	<u>365,256.89</u>
<b>Add</b>	
Decrease in MV of investments	2,478,069.44
Pension Payments	60,000.00
Franking Credits	7,343.71
Foreign Credits	960.55
Net Capital Gains	49,478.00
Taxable Trust Distributions	83,280.51
Distributed Foreign income	3,802.22
	<u>2,682,934.43</u>
SMSF Annual Return Rounding	(2.87)
	<u>179,995.00</u>
<b>Taxable Income or Loss</b>	<u>179,995.00</u>
Income Tax on Taxable Income or Loss	26,999.25
<b>Less</b>	
Franking Credits	7,343.71
Foreign Credits	960.55
<b>CURRENT TAX OR REFUND</b>	<u>18,694.99</u>
Supervisory Levy	259.00
Income Tax Instalments Paid	(31,392.00)
<b>AMOUNT DUE OR REFUNDABLE</b>	<u>(12,438.01)</u>

\* Distribution tax components review process has not been completed for the financial year.

## Olbertz Superannuation Fund Trustees Declaration

Olbertz Management Pty Ltd ACN: 097008332


---

The directors of the trustee company have determined that the Fund is not a reporting entity and that these special purpose financial statements should be prepared in accordance with the accounting policies described in Note 1 to the financial statements.

The directors of the trustee company declare that:

- (i) the financial statements and notes to the financial statements for the year ended 30 June 2022 present fairly, in all material respects, the financial position of the Superannuation Fund at 30 June 2022 and the results of its operations for the year ended on that date in accordance with the accounting policies described in Note 1 to the financial statements;
- (ii) the financial statements and notes to the financial statements have been prepared in accordance with the requirements of the trust deed; and
- (iii) the operation of the superannuation fund has been carried out in accordance with its trust deed and in compliance with the requirements of the Superannuation Industry (Supervision) Act 1993 and associated Regulations during the year ended 30 June 2022.

Signed in accordance with a resolution of the directors of the trustee company by:




SIGN HERE

.....  
Dirk Olbertz  
Olbertz Management Pty Ltd  
Director



SIGN HERE

.....  
Kay Olbertz  
Olbertz Management Pty Ltd  
Director



SIGN HERE

.....  
Ralph Olbertz  
Olbertz Management Pty Ltd  
Director



SIGN HERE

.....  
Wolfgang Olbertz  
Olbertz Management Pty Ltd  
Director

14 June 2023

## Minutes of a meeting of the Director(s)

held on 14 June 2023 at 165 Southpine Road, BRENDALE, Queensland 4500

---

<b>PRESENT:</b>	Dirk Olbertz, Kay Olbertz, Ralph Olbertz and Wolfgang Olbertz
<b>MINUTES:</b>	The Chair reported that the minutes of the previous meeting had been signed as a true record.
<b>FINANCIAL STATEMENTS OF SUPERANNUATION FUND:</b>	<p>It was resolved that the financial statements would be prepared as special purpose financial statements as, in the opinion of the directors of the Trustee Company, the Superannuation Fund is not a reporting entity and therefore is not required to comply with all Australian Accounting Standards.</p> <p>The Chair tabled the financial statements and notes to the financial statements of the Superannuation Fund in respect of the year ended 30 June 2022 and it was resolved that such statements be and are hereby adopted as tabled.</p>
<b>TRUSTEE'S DECLARATION:</b>	It was resolved that the trustee's declaration of the Superannuation Fund be signed.
<b>ANNUAL RETURN:</b>	Being satisfied that the Fund had complied with the requirements of the Superannuation Industry (Supervision) Act 1993 (SISA) and Regulations during the year ended 30 June 2022, it was resolved that the annual return be approved, signed and lodged with the Australian Taxation Office.
<b>TRUST DEED:</b>	The Chair tabled advice received from the Fund's legal adviser confirming that the fund's trust deed is consistent with all relevant superannuation and trust law.
<b>INVESTMENT STRATEGY:</b>	The allocation of the Fund's assets and the Fund's investment performance over the financial year were reviewed and found to be within the acceptable ranges outlined in the investment strategy. After considering the risk, rate of return, diversification and liquidity of the investments and the ability of the Fund to discharge its existing liabilities, it was resolved that the investment strategy continues to reflect the purposes and circumstances of the Fund and its members. Accordingly, no changes in the investment strategy were required.
<b>INSURANCE COVER:</b>	The trustee(s) reviewed the current life and total and permanent disability insurance coverage on offer to the members and resolved that the current insurance arrangements were appropriate for the Fund.
<b>ALLOCATION OF INCOME:</b>	It was resolved that the income of the Fund would be allocated to the members based on their average daily balance (an alternative allocation basis may be percentage of opening balance).
<b>INVESTMENT ACQUISITIONS:</b>	It was resolved to ratify the investment acquisitions throughout the financial year ended 30 June 2022.
<b>INVESTMENT DISPOSALS:</b>	It was resolved to ratify the investment disposals throughout the financial year ended 30 June 2022.
<b>AUDITORS:</b>	<p>It was resolved that</p> <p>Tony Boys</p> <p>of</p> <p>PO Box 3376, Rundle Mall, South Australia 5000</p> <p>act as auditors of the Fund for the next financial year.</p>
<b>TAX AGENTS:</b>	<p>It was resolved that</p> <p>Mark G W Herron</p>

Olbertz Superannuation Fund

## Minutes of a meeting of the Director(s)

held on 14 June 2023 at 165 Southpine Road, BRENDALÉ, Queensland 4500

---

act as tax agents of the Fund for the next financial year.

**TRUSTEE STATUS:**

Each of the trustee(s) confirmed that they are qualified to act as trustee(s) of the Fund and that they are not disqualified persons as defined by s 120 of the SISA.

**CLOSURE:**


All resolutions for this meeting were made in accordance with the SISA and Regulations.

There being no further business the meeting then closed.

Signed as a true record –

.....  
Dirk Olbertz

Chairperson



**SIGN HERE**



Olbertz Superannuation Fund  
**Members Summary**  
 As at 30 June 2022

Opening Balances	Increases				Decreases				Closing Balance		
	Contributions	Transfers In	Net Earnings	Insurance Proceeds	Pensions Paid	Contributions Tax	Taxes Paid	Benefits Paid/Transfers Out		Insurance Premiums	Member Expenses
		1,000,000.00	(548,808.61)		30,000.00						421,191.39
1,213,890.56		1,000,000.00	(666,459.28)		30,000.00		1,663.06	1,000,000.00			515,768.22
4,170,561.01	275,000.00	1,857,000.00	(2,344,375.41)		60,000.00	8,250.00	18,749.25	1,857,000.00			2,014,186.35

**Olbertz Superannuation Fund**  
**Members Summary**

As at 30 June 2022

	Increases				Decreases				Closing Balance			
	Opening Balances	Contributions	Transfers In	Net Earnings	Insurance Proceeds	Pensions Paid	Contributions Tax	Taxes Paid		Benefits Paid/Transfers Out	Insurance Premiums	Member Expenses
<b>Dirk Olbertz (Age: 56)</b>												
OLBDIR00001A - Accumulation				(494,507.51)			4,125.00	6,995.35				527,640.04
	895,767.90	137,500.00										
	<b>895,767.90</b>	<b>137,500.00</b>		<b>(494,507.51)</b>			<b>4,125.00</b>	<b>6,995.35</b>				<b>527,640.04</b>
<b>Ralph Olbertz (Age: 54)</b>												
OLBRAL00001A - Accumulation				(623,173.27)			4,125.00	8,814.02				540,970.52
	1,039,582.81	137,500.00										
	<b>1,039,582.81</b>	<b>137,500.00</b>		<b>(623,173.27)</b>			<b>4,125.00</b>	<b>8,814.02</b>				<b>540,970.52</b>
<b>Wolfgang Olbertz (Age: 85)</b>												
OLBWOL00001A - Accumulation				(90,230.02)				1,276.82	857,000.00			72,812.90
	1,021,319.74											
				<b>(90,230.02)</b>				<b>1,276.82</b>	<b>857,000.00</b>			<b>72,812.90</b>
<b>OLBWOL00005P - Account Based Pension - Tax Free: 0.00%</b>												
			857,000.00	(470,005.33)	30,000.00							356,994.67
			<b>857,000.00</b>	<b>(470,005.33)</b>	<b>30,000.00</b>							<b>356,994.67</b>
	<b>1,021,319.74</b>		<b>857,000.00</b>	<b>(560,235.35)</b>				<b>1,276.82</b>	<b>857,000.00</b>			<b>429,807.57</b>
<b>Kay Olbertz (Age: 78)</b>												
OLBKAY00001A - Accumulation				(117,650.67)			1,663.06		1,000,000.00			94,576.83
	1,213,890.56											
				<b>(117,650.67)</b>			<b>1,663.06</b>		<b>1,000,000.00</b>			<b>94,576.83</b>
<b>OLBKAY00007P - Account Based Pension - Tax Free: 0.00%</b>												


# Olbertz Superannuation Fund Members Statement

---

## Trustee's Disclaimer

This statement has been prepared by the Trustee for the member whose name appears at the top of this statement. Every effort has been made by the Trustee to ensure the accuracy and completeness of this Statement. The Trustee does not accept any liability for any error, omission or misprint. All amounts shown in relation to benefits do not take into account any amounts which may be withheld to satisfy the requirements imposed by the Income Tax Assessment Act 1936.

Signed by all the trustees of the fund

  
\_\_\_\_\_  
Dirk Olbertz  
Director


**SIGN HERE**

  
\_\_\_\_\_  
Kay Olbertz  
Director

**SIGN HERE**

  
\_\_\_\_\_  
Ralph Olbertz  
Director

**SIGN HERE**

  
\_\_\_\_\_  
Wolfgang Olbertz  
Director

**SIGN HERE**

# Olbertz Superannuation Fund Members Statement

Dirk Olbertz  
10 Moogerah Court  
ALBANY CREEK, Queensland, 4035, Australia

## Your Details

Date of Birth : Provided  
Age: 56  
Tax File Number: Provided  
Date Joined Fund: 13/02/1997  
Service Period Start Date: 13/02/1997  
Date Left Fund:  
Member Code: OLBDIR00001A  
Account Start Date: 13/02/1997  
Account Phase: Accumulation Phase  
Account Description: Accumulation

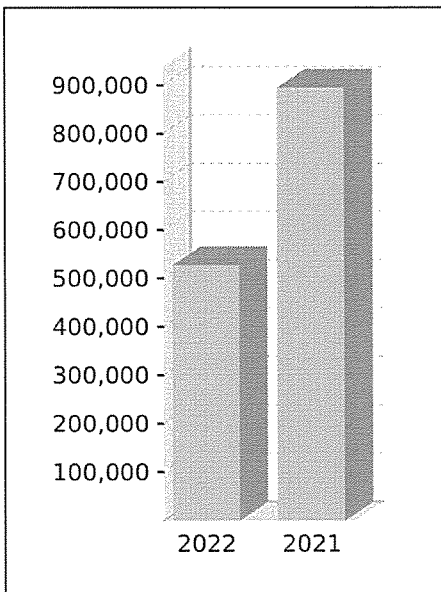
Nominated Beneficiaries: N/A  
Nomination Type: N/A  
Vested Benefits: 527,640.04  
Total Death Benefit: 3,750,436.04

## Your Balance

Total Benefits 527,640.04

Preservation Components  
Preserved 527,274.05  
Unrestricted Non Preserved  
Restricted Non Preserved 365.99

Tax Components  
Tax Free 252,395.49  
Taxable 275,244.55  
Investment Earnings Rate -55.74%



## Your Detailed Account Summary

	This Year	Last Year
Opening balance at 01/07/2021	895,767.90	865,857.65
<u>Increases to Member account during the period</u>		
Employer Contributions		
Personal Contributions (Concessional)	27,500.00	
Personal Contributions (Non Concessional)	110,000.00	
Government Co-Contributions		
Other Contributions		
Proceeds of Insurance Policies		
Transfers In		
Net Earnings	(494,507.51)	39,740.58
Internal Transfer In		
<u>Decreases to Member account during the period</u>		
Pensions Paid		
Contributions Tax	4,125.00	
Income Tax	6,995.35	988.61
No TFN Excess Contributions Tax		
Excess Contributions Tax		
Refund Excess Contributions		
Division 293 Tax		
Insurance Policy Premiums Paid		8,841.72
Management Fees		
Member Expenses		
Benefits Paid/Transfers Out		
Superannuation Surcharge Tax		
Internal Transfer Out		
Closing balance at 30/06/2022	527,640.04	895,767.90

# Olbertz Superannuation Fund Members Statement

Ralph Olbertz  
4 Oltrarno Place  
BRIDGEMAN DOWNS, Queensland, 4035, Australia

## Your Details

Date of Birth : Provided  
Age: 54  
Tax File Number: Provided  
Date Joined Fund: 13/02/1997  
Service Period Start Date: 13/02/1997  
Date Left Fund:  
Member Code: OLBRAL00001A  
Account Start Date: 13/02/1997  
Account Phase: Accumulation Phase  
Account Description: Accumulation

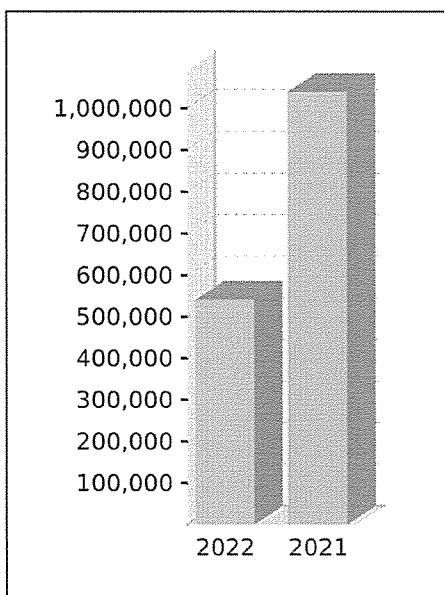
Nominated Beneficiaries: N/A  
Nomination Type: N/A  
Vested Benefits: 540,970.52  
Total Death Benefit: 3,763,766.52

## Your Balance

Total Benefits 540,970.52

Preservation Components  
Preserved 540,604.53  
Unrestricted Non Preserved  
Restricted Non Preserved 365.99

Tax Components  
Tax Free 391,283.68  
Taxable 149,686.84  
Investment Earnings Rate -55.75%



## Your Detailed Account Summary

	This Year	Last Year
Opening balance at 01/07/2021	1,039,582.81	1,003,695.57
<u>Increases to Member account during the period</u>		
Employer Contributions		
Personal Contributions (Concessional)	27,500.00	
Personal Contributions (Non Concessional)	110,000.00	
Government Co-Contributions		
Other Contributions		
Proceeds of Insurance Policies		
Transfers In		
Net Earnings	(623,173.27)	46,087.26
Internal Transfer In		
<u>Decreases to Member account during the period</u>		
Pensions Paid		
Contributions Tax	4,125.00	
Income Tax	8,814.02	1,358.30
No TFN Excess Contributions Tax		
Excess Contributions Tax		
Refund Excess Contributions		
Division 293 Tax		
Insurance Policy Premiums Paid		8,841.72
Management Fees		
Member Expenses		
Benefits Paid/Transfers Out		
Superannuation Surcharge Tax		
Internal Transfer Out		
Closing balance at 30/06/2022	540,970.52	1,039,582.81

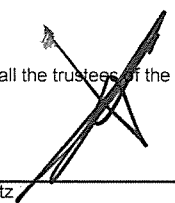
# Olbertz Superannuation Fund Members Statement

---

## Trustee's Disclaimer

This statement has been prepared by the Trustee for the member whose name appears at the top of this statement. Every effort has been made by the Trustee to ensure the accuracy and completeness of this Statement. The Trustee does not accept any liability for any error, omission or misprint. All amounts shown in relation to benefits do not take into account any amounts which may be withheld to satisfy the requirements imposed by the Income Tax Assessment Act 1936.

Signed by all the trustees of the fund




\_\_\_\_\_  
Dirk Olbertz  
Director

**SIGN HERE**




\_\_\_\_\_  
Kay Olbertz  
Director

**SIGN HERE**



\_\_\_\_\_  
Ralph Olbertz  
Director

**SIGN HERE**



\_\_\_\_\_  
Wolfgang Olbertz  
Director

**SIGN HERE**

# Olbertz Superannuation Fund Members Statement

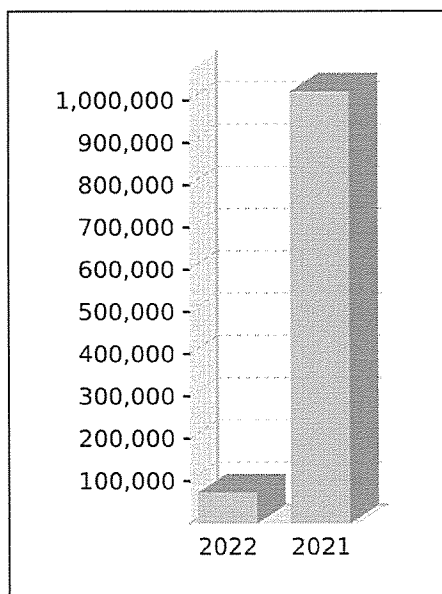
Wolfgang Olbertz  
41 Constance Court  
NEWPORT WATERWAYS , Queensland, 4020, Australia

## Your Details

		Nominated Beneficiaries:	N/A
Date of Birth :	Provided	Nomination Type:	N/A
Age:	85	Vested Benefits:	72,812.90
Tax File Number:	Provided	Total Death Benefit:	72,812.90
Date Joined Fund:	13/02/1997		
Service Period Start Date:	13/02/1997		
Date Left Fund:			
Member Code:	OLBWOL00001A		
Account Start Date:	13/02/1997		
Account Phase:	Accumulation Phase		
Account Description:	Accumulation		

## Your Balance

Total Benefits	72,812.90
<u>Preservation Components</u>	
Preserved	
Unrestricted Non Preserved	72,812.90
Restricted Non Preserved	
<u>Tax Components</u>	
Tax Free	
Taxable	72,812.90
Investment Earnings Rate	-55.69%



## Your Detailed Account Summary

	This Year	Last Year
Opening balance at 01/07/2021	1,021,319.74	978,855.28
<u>Increases to Member account during the period</u>		
Employer Contributions		
Personal Contributions (Concessional)		
Personal Contributions (Non Concessional)		
Government Co-Contributions		
Other Contributions		
Proceeds of Insurance Policies		
Transfers In		
Net Earnings	(90,230.02)	45,090.98
Internal Transfer In		
<u>Decreases to Member account during the period</u>		
Pensions Paid		
Contributions Tax		
Income Tax	1,276.82	2,626.52
No TFN Excess Contributions Tax		
Excess Contributions Tax		
Refund Excess Contributions		
Division 293 Tax		
Insurance Policy Premiums Paid		
Management Fees		
Member Expenses		
Benefits Paid/Transfers Out		
Superannuation Surcharge Tax		
Internal Transfer Out	857,000.00	
Closing balance at 30/06/2022	72,812.90	1,021,319.74


# Olbertz Superannuation Fund Members Statement

---


## Trustee's Disclaimer

This statement has been prepared by the Trustee for the member whose name appears at the top of this statement. Every effort has been made by the Trustee to ensure the accuracy and completeness of this Statement. The Trustee does not accept any liability for any error, omission or misprint. All amounts shown in relation to benefits do not take into account any amounts which may be withheld to satisfy the requirements imposed by the Income Tax Assessment Act 1936.


Signed by all the trustees of the fund

  
Dirk Olbertz  
Director


SIGN HERE

  
Kay Olbertz  
Director

SIGN HERE

  
Ralph Olbertz  
Director

SIGN HERE

  
Wolfgang Olbertz  
Director

SIGN HERE



# Olbertz Superannuation Fund Members Statement

Wolfgang Olbertz  
41 Constance Court  
NEWPORT WATERWAYS , Queensland, 4020, Australia

## Your Details

Date of Birth : Provided  
Age: 85  
Tax File Number: Provided  
Date Joined Fund: 13/02/1997  
Service Period Start Date: 13/02/1997  
Date Left Fund:  
Member Code: OLBWOL00005P  
Account Start Date: 01/07/2021  
Account Phase: Retirement Phase  
Account Description: Account Based Pension

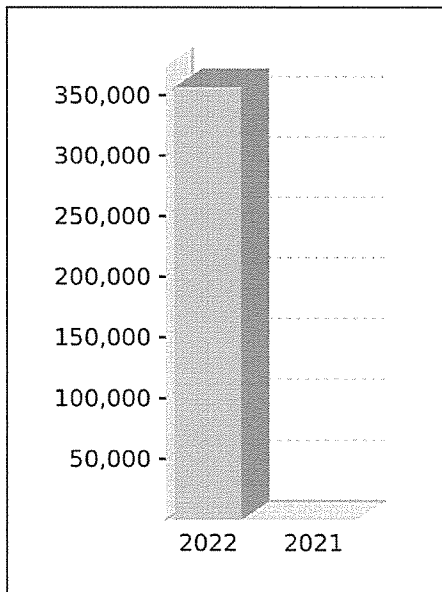
Nominated Beneficiaries: Kay Olbertz  
Nomination Type: N/A  
Vested Benefits: 356,994.67  
Total Death Benefit: 356,994.67

## Your Balance

Total Benefits 356,994.67

Preservation Components  
Preserved  
Unrestricted Non Preserved 356,994.67  
Restricted Non Preserved

Tax Components  
Tax Free (0.00%)  
Taxable 356,994.67  
Investment Earnings Rate -54.99%



## Your Detailed Account Summary

	This Year	Last Year
Opening balance at 01/07/2021		
<u>Increases to Member account during the period</u>		
Employer Contributions		
Personal Contributions (Concessional)		
Personal Contributions (Non Concessional)		
Government Co-Contributions		
Other Contributions		
Proceeds of Insurance Policies		
Transfers In		
Net Earnings	(470,005.33)	
Internal Transfer In	857,000.00	
<u>Decreases to Member account during the period</u>		
Pensions Paid	30,000.00	
Contributions Tax		
Income Tax		
No TFN Excess Contributions Tax		
Excess Contributions Tax		
Refund Excess Contributions		
Division 293 Tax		
Insurance Policy Premiums Paid		
Management Fees		
Member Expenses		
Benefits Paid/Transfers Out		
Superannuation Surcharge Tax		
Internal Transfer Out		
Closing balance at 30/06/2022	356,994.67	0.00

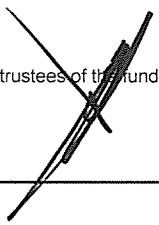
# Olbertz Superannuation Fund Members Statement

---


## Trustee's Disclaimer

This statement has been prepared by the Trustee for the member whose name appears at the top of this statement. Every effort has been made by the Trustee to ensure the accuracy and completeness of this Statement. The Trustee does not accept any liability for any error, omission or misprint. All amounts shown in relation to benefits do not take into account any amounts which may be withheld to satisfy the requirements imposed by the Income Tax Assessment Act 1936.

Signed by all the trustees of the fund




\_\_\_\_\_  
Dirk Olbertz  
Director







\_\_\_\_\_  
Kay Olbertz  
Director






\_\_\_\_\_  
Ralph Olbertz  
Director





\_\_\_\_\_  
Wolfgang Olbertz  
Director



# Olbertz Superannuation Fund

## Members Statement

Kay Olbertz  
 41 Constance Court  
 NEWPORT WATERWAYS , Queensland, 4020, Australia

### Your Details

Date of Birth : Provided  
 Age: 78  
 Tax File Number: Provided  
 Date Joined Fund: 13/02/1997  
 Service Period Start Date: 13/02/1997  
 Date Left Fund:  
 Member Code: OLBKAY00001A  
 Account Start Date: 13/02/1997  
 Account Phase: Accumulation Phase  
 Account Description: Accumulation

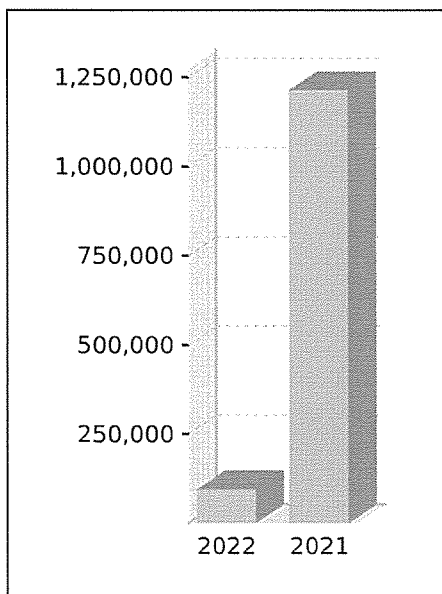
Nominated Beneficiaries: N/A  
 Nomination Type: N/A  
 Vested Benefits: 94,576.83  
 Total Death Benefit: 94,576.83

### Your Balance

Total Benefits 94,576.83

Preservation Components  
 Preserved  
 Unrestricted Non Preserved 94,576.83  
 Restricted Non Preserved

Tax Components  
 Tax Free  
 Taxable 94,576.83  
 Investment Earnings Rate -55.78%



### Your Detailed Account Summary

	This Year	Last Year
Opening balance at 01/07/2021	1,213,890.56	1,163,433.62
<u>Increases to Member account during the period</u>		
Employer Contributions	-	-
Personal Contributions (Concessional)	-	-
Personal Contributions (Non Concessional)	-	-
Government Co-Contributions	-	-
Other Contributions	-	-
Proceeds of Insurance Policies	-	-
Transfers In	-	-
Net Earnings	(117,650.67)	53,577.81
Internal Transfer In	-	-
<u>Decreases to Member account during the period</u>		
Pensions Paid	-	-
Contributions Tax	-	-
Income Tax	1,663.06	3,120.87
No TFN Excess Contributions Tax	-	-
Excess Contributions Tax	-	-
Refund Excess Contributions	-	-
Division 293 Tax	-	-
Insurance Policy Premiums Paid	-	-
Management Fees	-	-
Member Expenses	-	-
Benefits Paid/Transfers Out	-	-
Superannuation Surcharge Tax	-	-
Internal Transfer Out	1,000,000.00	-
Closing balance at 30/06/2022	94,576.83	1,213,890.56


# Olbertz Superannuation Fund Members Statement

---


## Trustee's Disclaimer

This statement has been prepared by the Trustee for the member whose name appears at the top of this statement. Every effort has been made by the Trustee to ensure the accuracy and completeness of this Statement. The Trustee does not accept any liability for any error, omission or misprint. All amounts shown in relation to benefits do not take into account any amounts which may be withheld to satisfy the requirements imposed by the Income Tax Assessment Act 1936.


Signed by all the trustees of the fund

  
\_\_\_\_\_  
Dirk Olbertz  
Director


SIGN HERE

  
\_\_\_\_\_  
Kay Olbertz  
Director

SIGN HERE

  
\_\_\_\_\_  
Ralph Olbertz  
Director

SIGN HERE

  
\_\_\_\_\_  
Wolfgang Olbertz  
Director

SIGN HERE

# Olbertz Superannuation Fund

## Members Statement

Kay Olbertz  
 41 Constance Court  
 NEWPORT WATERWAYS , Queensland, 4020, Australia

### Your Details

Date of Birth : Provided  
 Age: 78  
 Tax File Number: Provided  
 Date Joined Fund: 13/02/1997  
 Service Period Start Date: 13/02/1997  
 Date Left Fund:  
 Member Code: OLBKAY00007P  
 Account Start Date: 01/07/2021  
 Account Phase: Retirement Phase  
 Account Description: Account Based Pension

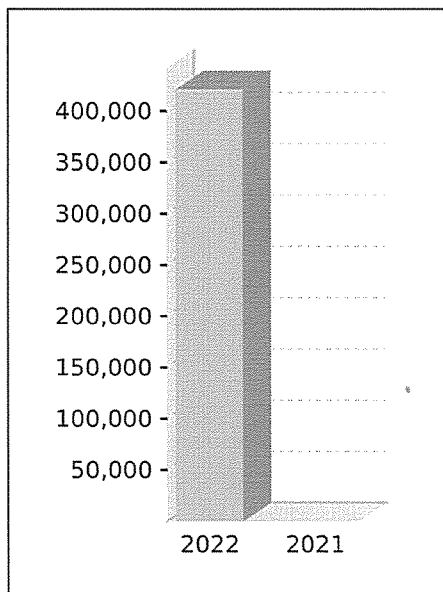
Nominated Beneficiaries: Wolfgang Olbertz  
 Nomination Type: N/A  
 Vested Benefits: 421,191.39  
 Total Death Benefit: 421,191.39

### Your Balance

Total Benefits 421,191.39

Preservation Components  
 Preserved  
 Unrestricted Non Preserved 421,191.39  
 Restricted Non Preserved

Tax Components  
 Tax Free (0.00%)  
 Taxable 421,191.39  
 Investment Earnings Rate -55.01%



### Your Detailed Account Summary

	This Year	Last Year
Opening balance at 01/07/2021		
<u>Increases to Member account during the period</u>		
Employer Contributions		
Personal Contributions (Concessional)		
Personal Contributions (Non Concessional)		
Government Co-Contributions		
Other Contributions		
Proceeds of Insurance Policies		
Transfers In		
Net Earnings	(548,808.61)	
Internal Transfer In	1,000,000.00	
<u>Decreases to Member account during the period</u>		
Pensions Paid	30,000.00	
Contributions Tax		
Income Tax		
No TFN Excess Contributions Tax		
Excess Contributions Tax		
Refund Excess Contributions		
Division 293 Tax		
Insurance Policy Premiums Paid		
Management Fees		
Member Expenses		
Benefits Paid/Transfers Out		
Superannuation Surcharge Tax		
Internal Transfer Out		
Closing balance at 30/06/2022	421,191.39	0.00


# Olbertz Superannuation Fund Members Statement

---


## Trustee's Disclaimer

This statement has been prepared by the Trustee for the member whose name appears at the top of this statement. Every effort has been made by the Trustee to ensure the accuracy and completeness of this Statement. The Trustee does not accept any liability for any error, omission or misprint. All amounts shown in relation to benefits do not take into account any amounts which may be withheld to satisfy the requirements imposed by the Income Tax Assessment Act 1936.


Signed by all the trustees of the fund

  
\_\_\_\_\_  
Dirk Olbertz  
Director


**SIGN HERE**

  
\_\_\_\_\_  
Kay Olbertz  
Director

**SIGN HERE**

  
\_\_\_\_\_  
Ralph Olbertz  
Director

**SIGN HERE**

  
\_\_\_\_\_  
Wolfgang Olbertz  
Director

**SIGN HERE**