



SUPERFUND - CLIENT ACCOUNTING CHECKLIST

Client Name:	Olbertz Superannuation Fund	Period Ended:	30 June 2022
Client Code:	OLBE01	Accountant:	Jay
Partner/Manager:	Mark/Stuart	DUE DATE:	16-May-23

GENERAL INDEX	WP Ref	N/A	Completed	Reviewed
Points Carried Forward	1			
Check Engagement Letter for Quot: \$	2		✓	✓
Financial Statements	3		✓	✓
Depreciation Schedule	4	✓		
Income Tax Return	5		✓	✓
Members Annual Statements	6		✓	✓
Client Management Letter	7		✓	
Section 290-170 Notices	8	✓		
Investment Strategy	9	✓		
Minutes	10		✓	
Trial Balance	11		✓	✓
Review Notes	12		✓	
Query Sheet	13	✓		
Bank Reconciliations	14		✓	✓
Trust Tax Statements	15		✓	✓
Dividend Statements	16		✓	✓
Capital Gains Tax Reports - BGL	17		✓	✓
End of Period Closing Figures - Cash on Hand, Debtors and Creditors	18		✓	✓
GST - Complete Worksheet - Note Variances	19	✓		
Other Source Documents	20		✓	
Tax Reconciliation	21		✓	✓
General Ledger	22		✓	✓
Create Entries Report	23		✓	✓
Tax Agent Portal Reports	24		✓	✓
Market Value of Investments	25		✓	✓
Actuarial Certificate	26	✓		
Pension Documents	27		✓	✓
ETP Roll-In Documents	28	✓		
Rental Income Summary	29		✓	✓
LRBA Documentation	30	✓		
Super Contribution Breakdown Report	31	✓		
Self Review Checklist	32	✓		

ADMIN - To Do:

Scan workpapers	✓	Print letter	✓
PDF copy to file	✓	Client Records?	N
Payment Slip?	✓	Email / Post	E

Completed By:	Jay	Date:	08/03/2023
Reviewed By:		Date:	

REVIEWED

By Stuart Arthur at 4:52 pm, May 22, 2023

24 May 2023

Olbertz Superannuation Fund
165 South Pine Road
BRENDALD QLD 4500

Dear Ralph

Enclosed are the following documents for consideration for the year ended 30 June 2022.

- Financial Statements
- Income Tax Return
- Minutes
- Annual Members Statements
- S290-170 Deduction Letters

Our estimate indicates the following outcome:

Entity	Amount	Refund / Payable	Lodgement Due Date	Payment Due Date
Olbertz Superannuation Fund	\$12,438.01	Refund	15/05/2023	N/A

You now need to:

- Check the **Financials, Income Tax Returns and associated documentation** carefully, and if:
 - **Correct** → please sign the pages indicated and **return these to our office as soon as possible** for lodgement with the ATO. The onus is on you to return these in a timely manner by this date.
 - **Incorrect** → advise us of the necessary changes immediately
- **Retain a copy.** It is important that you retain a copy of our paperwork and your supporting records in accordance with legal requirements. Please refer to this link - <https://www.ato.gov.au/Super/self-managed-super-funds/administering-and-reporting/record-keeping-requirements/>

We require your urgent attention to returning the paperwork as a priority to ensure we are able to lodge documents with ATO since due date has already passed. The ATO may impose penalties for any late lodgments.

ATO myGov/Online Services for Businesses

Please note if you have registered for the ATO myGov portal, any Australian Tax Office correspondence will be issued directly to you via this portal. This includes any assessment notices for your income tax returns and any Business Activity Statements or PAYG Instalment notices.

EFT Refunds

Any applicable refunds will be deposited directly into the nominated bank accounts. Please confirm the nominated bank details on page 2 of the relevant income tax returns are correct and advise if an update is required. Please note, if you have an existing debt with the ATO, any anticipated refund will likely be offset against this to reduce or clear the account. Any remaining balance will be refunded to you.

Pay As You Go Instalments (PAYGI)

We note that the estimate also indicates that upon lodgment of this tax return, you will be required to pay Quarterly PAYGI as listed below towards your tax for (year). You will receive quarterly notices from the ATO and you will need to pay them by the due date specified in the table below. If however, you believe your circumstances have changed, please contact our office as we may be able to vary your amount depending on the situation.

<i>Quarter</i>	<i>Amount</i>	<i>Due Date</i>
Q1: July - September	\$1,153.00	28/10/2022
Q2: October - December	\$1,153.00	28/02/2023
Q3: January - March	\$1,153.00	28/04/2023
Q4: April - June	\$15,236.00	28/07/2023

Projected Minimum Pensions

Listed below are your minimum and maximum pension limits for the year ending 30 June 2023 (rounded up to the nearest \$10). Please ensure that you withdraw at least the minimum amount prior to 30 June 2023.

Member	Minimum	Maximum
Wolfgang Olbertz	\$16,060.00	Full Account Balance
Kay Olbertz	\$12,640.00	Full Account Balance
Total	\$28,700.00	

It is a requirement of the Superannuation Industry (Supervision) Act 1993 that you withdraw at least your minimum pension amount but no more than the maximum in order to obtain the tax free status of the fund's earnings and realised capital gains in a year. As such, please ensure that you have withdrawn at least \$28,700.00 from the superannuation fund bank account prior to 30 June 2023.

Investment Strategy

Please note that the Superannuation Laws require that the Trustee of the Fund prepare and implement an investment strategy for their SMSF. This Investment Strategy must be implemented and then regularly reviewed and updated when applicable. Unfortunately, we as the SMSF accountants are not able to provide any advice relating to a particular asset acquisition, or general asset allocations within your SMSF and therefore we are not able to prepare or review an investment strategy on your behalf. Should you wish to engage a financial planner for external investment advice you are welcome to contact our colleague, Norm Sinclair (norm@seedinvest.com.au / 07 3333 1626) .

Our account for services will follow shortly and we appreciate payment within our 14 day trading terms. Lodgment will be completed upon receipt of your signed documentation and settlement of the account.

We thank you for your ongoing support and the opportunity to be of service. Please do not hesitate to contact our office, should you have any queries in relation to the above.

Yours sincerely

Mark Herron
Director

Financial statements and reports for the year ended
30 June 2022

Olbertz Superannuation Fund

Olbertz Superannuation Fund

Reports Index

Statement of Financial Position

Detailed Statement of Financial Position

Operating Statement

Detailed Operating Statement

Notes to the Financial Statements

Statement of Taxable Income

Trustees Declaration

Investment Summary with Market Movement

Olbertz Superannuation Fund

Statement of Financial Position

As at 30 June 2022

	Note	2022 \$	2021 \$
Assets			
Investments			
Managed Investments (Australian)	2	799,891.17	870,565.31
Other Assets	3	290,680.86	266,360.77
Shares in Listed Companies (Australian)	4	322,248.82	304,160.19
Stapled Securities	5	12,580.91	13,396.74
Units in Unlisted Unit Trusts (Australian)	6	0.00	2,373,394.76
Total Investments		<u>1,425,401.76</u>	<u>3,827,877.77</u>
Other Assets			
Sundry Debtors		4,282.58	47.40
Distributions Receivable		95,331.74	76,132.24
Encircle Managed Investment Account		41,175.43	33,908.71
NAB Cash Acc 401287452		445,999.01	258,059.66
Unsettled Trades		0.00	1,089.18
Income Tax Refundable		12,697.01	4,504.63
Total Other Assets		<u>599,485.77</u>	<u>373,741.82</u>
Total Assets		<u>2,024,887.53</u>	<u>4,201,619.59</u>
Less:			
Liabilities			
PAYG Payable		7,848.00	3,009.00
Sundry Creditors		0.00	24,668.85
Unsettled Trades		2,853.18	3,380.73
Total Liabilities		<u>10,701.18</u>	<u>31,058.58</u>
Net assets available to pay benefits		<u>2,014,186.35</u>	<u>4,170,561.01</u>
Represented by:			
Liability for accrued benefits allocated to members' accounts	8, 9		
Olbertz, Dirk - Accumulation		527,640.04	895,767.90
Olbertz, Ralph - Accumulation		540,970.52	1,039,582.81
Olbertz, Wolfgang - Accumulation		72,812.90	1,021,319.74
Olbertz, Wolfgang - Pension (Account Based Pension)		356,994.67	0.00
Olbertz, Kay - Accumulation		94,576.83	1,213,890.56
Olbertz, Kay - Pension (Account Based Pension)		421,191.39	0.00

Refer to compilation report

Olbertz Superannuation Fund
Statement of Financial Position

As at 30 June 2022

	Note	2022	2021
		\$	\$
Total Liability for accrued benefits allocated to members' accounts		<u>2,014,186.35</u>	<u>4,170,561.01</u>

Refer to compilation report

Olbertz Superannuation Fund

Detailed Statement of Financial Position

As at 30 June 2022

	Note	2022 \$	2021 \$
Assets			
Investments			
Managed Investments (Australian)	2		
Antares Diversified Fixed Income		38,130.38	37,734.45
Arrowstreet Global Equity No. 2 Fund - Class I		60,352.87	71,934.18
AXA IM Sustainable Equity Fund		60,854.37	71,943.31
CC JCB Active Bond Fund - Class B		19,129.96	18,953.03
ClrBrge RARE Infrast Vlue Fd Unhdd		44,153.43	45,104.71
Custom Portfolio Sol Glb Gwth Fd		74,114.60	97,986.38
Fixed Income Strategy 2		18,799.97	18,990.14
Freehold Australian Property Fund		106,092.18	108,936.13
Global Systematic Equities Fund		59,199.93	72,130.46
Janus Henderson Tactical Income		23,970.70	23,449.07
Kapstream Abs Ret Inc PI Fd - CI I		14,493.87	14,075.93
MFS Concentrated Gbl Equ Tr (Ins)		45,596.53	53,656.04
Multi Strategy Alternative Fund		96,166.11	84,835.80
Mutual Credit Fund		96,271.43	94,144.94
Packer & Co Investigator Trust		0.00	12,680.09
PIMCO Global Bond Fd - Ws Class		14,181.25	14,128.52
Resolution Capital Glb Prop Sec CIB		14,207.00	15,669.83
Western Asset Glb Bnd		14,176.59	14,212.30
Other Assets	3		
40-Foot Shipping Containers		290,680.86	266,360.77
Shares in Listed Companies (Australian)	4		
Als Limited		9,537.24	13,379.04
Aristocrat Leisure Limited		15,711.66	16,288.02
BHP Group Limited		42,322.50	33,999.00
Cleanaway Waste Management Limited		0.00	3,329.04
Coles Group Limited.		0.00	9,758.39
Commonwealth Bank Of Australia.		0.00	6,391.68
Computershare Limited.		13,379.52	12,607.40
CSL Limited		33,901.56	4,848.23
Domino's Pizza Enterprises Ltd		6,256.00	9,881.82
Endeavour Group Limited		8,130.18	0.00
Iress Limited		7,044.12	7,900.92
James Hardie Industries Plc		0.00	12,630.33
Macquarie Group Limited		17,767.08	19,553.75
National Australia Bank Limited		29,170.35	25,931.58
QBE Insurance Group Limited		14,324.85	10,703.68
Qube Holdings Limited		7,108.92	10,296.16

Refer to compilation report

Olbertz Superannuation Fund

Detailed Statement of Financial Position

As at 30 June 2022

	Note	2022 \$	2021 \$
Investments			
REA Group Ltd		0.00	3,887.69
Rio Tinto Limited		9,756.50	3,799.20
Seek Limited		8,946.00	11,764.70
Skycity Entertainment Group Limited		5,072.10	6,220.50
South32 Limited		9,065.94	11,160.37
Suncorp Group Limited		11,627.82	11,765.49
Tabcorp Holdings Limited		3,551.78	18,539.22
Telstra Corporation Limited.		17,787.00	17,912.64
The Lottery Corporation Limited		15,074.20	0.00
TPG Telecom Limited.		4,381.98	2,804.48
Virgin Money Uk Plc		0.00	5,880.64
Woodside Energy Group Ltd		25,567.52	0.00
Woodside Petroleum Ltd		0.00	12,926.22
Worley Limited		6,764.00	0.00
Stapled Securities	5		
Lendlease Group		12,580.91	13,396.74
Units in Unlisted Unit Trusts (Australian)	6		
The Fortune Unit Trust		0.00	2,373,394.76
Total Investments		<u>1,425,401.76</u>	<u>3,827,877.77</u>
Other Assets			
Bank Accounts	7		
Encircle Managed Investment Account		41,175.43	33,908.71
NAB Cash Acc 401287452		445,999.01	258,059.66
Distributions Receivable			
Antares Diversified Fixed Income		8.40	166.36
Arrowstreet Global Equity No. 2 Fund - Class I		4,101.67	9,917.67
AXA IM Sustainable Equity Fund		2,389.76	2,482.12
Betashares Australian High Interest Cash Etf		12,245.92	5,405.74
CC JCB Active Bond Fund - Class B		0.00	66.70
ClrBrge RARE Infrast Vlue Fd Unhdd		1,744.35	922.37
Fixed Income Strategy 2		1.72	1,124.31
Freehold Australian Property Fund		1,802.66	1,463.68
Global Systematic Equities Fund		2,513.62	7,073.87
Janus Henderson Tactical Income		684.05	371.13
Kapstream Abs Ret Inc PI Fd - CI I		84.46	56.41
Lendlease Group		73.12	52.68
MFS Concentrated Glbl Equ Tr (Ins)		1,581.78	1,912.39
Multi Strategy Alternative Fund		536.17	6,081.80
Mutual Credit Fund		525.37	546.52

Refer to compilation report

Olbertz Superannuation Fund

Detailed Statement of Financial Position

As at 30 June 2022

	Note	2022	2021
		\$	\$
Other Assets			
PIMCO Global Bond Fd - Ws Class		42.54	18.21
Resolution Capital Glb Prop Sec CIB		1,246.11	64.81
The Fortune Unit Trust		65,750.04	38,222.85
Western Asset Glb Bnd		0.00	182.62
Unsettled Trades			
Aristocrat Leisure Limited		0.00	728.04
Commonwealth Bank Australia		0.00	2,279.78
National Australia Bank		0.00	(1,400.98)
Virgin Money Uk Plc		0.00	1,203.23
Woodside Petroleum Ltd		0.00	(1,720.89)
Sundry Debtors		4,282.58	47.40
Income Tax Refundable		12,697.01	4,504.63
Total Other Assets		<u>599,485.77</u>	<u>373,741.82</u>
Total Assets		<u>2,024,887.53</u>	<u>4,201,619.59</u>
Less:			
Liabilities			
Unsettled Trades			
40-Foot Shipping Containers		2,853.18	3,380.73
PAYG Payable		7,848.00	3,009.00
Sundry Creditors		0.00	24,668.85
Total Liabilities		<u>10,701.18</u>	<u>31,058.58</u>
Net assets available to pay benefits		<u>2,014,186.35</u>	<u>4,170,561.01</u>
Represented By :			
Liability for accrued benefits allocated to members' accounts	8, 9		
Olbertz, Dirk - Accumulation		527,640.04	895,767.90
Olbertz, Ralph - Accumulation		540,970.52	1,039,582.81
Olbertz, Wolfgang - Accumulation		72,812.90	1,021,319.74
Olbertz, Wolfgang - Pension (Account Based Pension)		356,994.67	0.00
Olbertz, Kay - Accumulation		94,576.83	1,213,890.56
Olbertz, Kay - Pension (Account Based Pension)		421,191.39	0.00
Total Liability for accrued benefits allocated to members' accounts		<u>2,014,186.35</u>	<u>4,170,561.01</u>

Refer to compilation report

Olbertz Superannuation Fund

Operating Statement

For the year ended 30 June 2022

	Note	2022	2021
		\$	\$
Income			
Investment Income			
Trust Distributions	12	105,421.09	84,094.13
Dividends Received	11	19,107.49	7,060.02
Interest Received		50.68	107.84
Rental Income	13	564.50	269.56
Contribution Income			
Personal Concessional		55,000.00	0.00
Personal Non Concessional		220,000.00	0.00
Other Income			
Other Income		1,960.24	624.98
Total Income		<u>402,104.00</u>	<u>92,156.53</u>
Expenses			
Accountancy Fees		12,276.64	11,522.94
ATO Supervisory Levy		259.00	777.00
Auditor's Remuneration		686.00	685.00
ASIC Fees		549.00	0.00
Bank Charges		0.00	3.70
Investment Management Fees		15,358.40	15,764.40
Interest Paid - ATO General Interest		599.99	69.68
		<u>29,729.03</u>	<u>28,822.72</u>
Member Payments			
Life Insurance Premiums		0.00	17,683.44
Pensions Paid		60,000.00	0.00
Investment Losses			
Changes in Market Values	14	2,450,054.64	(117,590.89)
Total Expenses		<u>2,539,783.67</u>	<u>(71,084.73)</u>
Benefits accrued as a result of operations before income tax		<u>(2,137,679.67)</u>	<u>163,241.26</u>
Income Tax Expense	15	18,694.99	4,522.37
Benefits accrued as a result of operations		<u>(2,156,374.66)</u>	<u>158,718.89</u>

Refer to compilation report

Olbertz Superannuation Fund

Detailed Operating Statement

For the year ended 30 June 2022

	2022	2021
	\$	\$
Income		
Investment Income		
Trust Distributions		
Antares Diversified Fixed Income	117.50	578.97
APA Group	0.00	233.02
Arrowstreet Global Equity No. 2 Fund - Class I	4,101.67	10,128.00
AXA IM Sustainable Equity Fund	2,389.76	2,482.12
Betashares Australian High Interest Cash Etf	12,245.92	5,405.74
CC JCB Active Bond Fund - Class B	53.71	280.73
Centuria Industrial Reit	0.00	42.75
ClrBrge RARE Infrast Vlue Fd Unhdd	3,844.21	2,341.73
Dexus	0.00	196.05
Fixed Income Strategy 2	206.03	1,137.05
Freehold Australian Property Fund	5,908.17	2,247.91
Global Systematic Equities Fund	2,513.62	7,073.87
Goodman Group	0.00	130.38
GPT Group	0.00	136.88
Janus Henderson Tactical Income	894.63	703.18
Kapstream Abs Ret Inc PI Fd - CI I	311.43	344.77
Lendlease Group	0.00	228.03
Magellan Global Fd	0.00	498.10
MFS Concentrated Gbl Equ Tr (Ins)	1,581.78	1,912.39
Mirvac Group	0.00	67.82
Multi Strategy Alternative Fund	536.17	6,081.80
Mutual Credit Fund	2,276.57	1,795.25
PIMCO Global Bond Fd - Ws Class	78.75	418.29
Resolution Capital Glb Prop Sec CIB	2,411.28	266.03
Scentre Group	0.00	82.60
Shopping Centres Australasia Property Group	0.00	49.48
The Fortune Unit Trust	65,750.00	38,223.85
Transurban Group	0.00	76.20
Waypoint Reit	0.00	212.15
Western Asset Glb Bnd	199.89	718.99
	105,421.09	84,094.13
Dividends Received		
Als Limited	276.20	137.07
Aristocrat Leisure Limited	155.97	38.00
Australia And New Zealand Banking Group Limited	159.60	0.00
BHP Group Limited	9,319.06	1,572.95
Cleanaway Waste Management Limited	29.63	90.92
Coles Group Limited.	159.88	310.31
Commonwealth Bank Of Australia.	227.75	0.00
Computershare Limited.	335.11	328.21
CSL Limited	215.67	0.00
Domino's Pizza Enterprises Ltd	101.60	146.38
Endeavour Group Limited	113.25	0.00
Iress Limited	281.52	299.92
James Hardie Industries Plc	102.99	164.60
Lendlease Group	241.39	0.00
Macquarie Group Limited	785.95	463.95
National Australia Bank Limited	1,299.85	731.10
QBE Insurance Group Limited	327.05	0.00
Qube Holdings Limited	228.09	152.45
REA Group Ltd	0.00	93.06

Refer to compilation report

Olbertz Superannuation Fund

Detailed Operating Statement

For the year ended 30 June 2022

	2022	2021
	\$	\$
Rio Tinto Limited	658.87	455.31
Seek Limited	167.22	199.70
Skycity Entertainment Group Limited	129.53	0.00
South32 Limited	559.69	62.35
Suncorp Group Limited	751.89	334.64
Tabcorp Holdings Limited	469.97	299.10
Telstra Corporation Limited.	698.32	487.84
TPG Telecom Limited.	87.78	33.60
Treasury Wine Estates Limited	0.00	89.12
Virgin Money Uk Plc	30.43	0.00
Wesfarmers Limited	0.00	300.20
Woodside Petroleum Ltd	1,193.23	269.24
	<u>19,107.49</u>	<u>7,060.02</u>
Interest Received		
Encircle Managed Investment Account	50.68	107.84
	<u>50.68</u>	<u>107.84</u>
Rental Income		
40-Foot Shipping Containers	564.50	269.56
	<u>564.50</u>	<u>269.56</u>
Contribution Income		
Personal Contributions - Concessional		
Dirk Olbertz	27,500.00	0.00
Ralph Olbertz	27,500.00	0.00
	<u>55,000.00</u>	<u>0.00</u>
Personal Contributions - Non Concessional		
Dirk Olbertz	110,000.00	0.00
Ralph Olbertz	110,000.00	0.00
	<u>220,000.00</u>	<u>0.00</u>
Other Income		
Other Income	1,960.24	624.98
	<u>1,960.24</u>	<u>624.98</u>
Total Income	<u>402,104.00</u>	<u>92,156.53</u>
Expenses		
Accountancy Fees	12,276.64	11,522.94
ASIC Fees	549.00	0.00
ATO Supervisory Levy	259.00	777.00
Auditor's Remuneration	686.00	685.00
Bank Charges	0.00	3.70
Interest Paid - ATO General Interest	599.99	69.68
Investment Management Fees	15,358.40	15,764.40
	<u>29,729.03</u>	<u>28,822.72</u>
Member Payments		
Life Insurance Premiums		
Olbertz, Dirk - Accumulation (Accumulation)	0.00	8,841.72
Olbertz, Ralph - Accumulation (Accumulation)	0.00	8,841.72
	<u>0.00</u>	<u>17,683.44</u>

Refer to compilation report

Olbertz Superannuation Fund

Detailed Operating Statement

For the year ended 30 June 2022

	2022	2021
	\$	\$
Pensions Paid		
Olbertz, Kay - Pension (Account Based Pension)	30,000.00	0.00
Olbertz, Wolfgang - Pension (Account Based Pension)	30,000.00	0.00
	60,000.00	0.00
Investment Losses		
Realised Movements in Market Value		
Managed Investments (Australian)		
Antares Diversified Fixed Income	0.00	(33.22)
Arrowstreet Global Equity No. 2 Fund - Class I	299.57	(222.34)
AXA IM Sustainable Equity Fund	(835.38)	(349.11)
CC JCB Active Bond Fund - Class B	0.00	(488.80)
CirBrge RARE Infrast Vlue Fd Unhdd	15.98	93.99
Custom Portfolio Sol Glb Gwth Fd	(1,575.80)	0.00
Fixed Income Strategy 2	0.00	(162.45)
Freehold Australian Property Fund	(834.36)	0.00
Global Systematic Equities Fund	(1,445.42)	(712.48)
Kapstream Abs Ret Inc PI Fd - CI I	9.31	311.21
Kapstream Macro Thematic Fund	0.00	1,979.58
Lazard Global Eq Fran Fund I Class	0.00	(1,754.78)
Magellan Global Fd	0.00	(10,774.45)
MFS Concentrated Gbl Equ Tr (Ins)	(294.19)	(354.36)
Mutual Credit Fund	50.71	0.00
Packer & Co Investigator Trust	22.87	0.00
PIMCO Global Bond Fd - Ws Class	0.00	(127.59)
Resolution Capital Glb Prop Sec CIB	(143.43)	(13.33)
Western Asset Glb Bnd	0.00	(50.93)
	(4,730.13)	(12,659.06)
Shares in Listed Companies (Australian)		
Als Limited	(1,097.34)	(947.57)
Aristocrat Leisure Limited	(90.57)	(1,090.47)
Aristocrat Leisure Limited	(85.50)	0.00
Australia And New Zealand Banking Group Limited	0.00	(779.94)
BHP Group Limited	0.00	(691.47)
Cleanaway Waste Management Limited	(594.08)	(534.07)
Cochlear Limited	0.00	(1,087.35)
Coles Group Limited.	(307.34)	(50.46)
Commonwealth Bank Of Australia.	(92.72)	(125.26)
Computershare Limited.	(2,435.25)	(107.17)
Domino's Pizza Enterprises Ltd	(3,644.75)	(2,236.65)
Endeavour Group Limited	62.38	0.00
Iress Limited	0.00	228.92
James Hardie Industries Plc	(7,294.60)	(5,463.66)
Macquarie Group Limited	(1,994.87)	(372.18)
National Australia Bank Limited	(163.20)	1,358.60
QBE Insurance Group Limited	30.82	0.00
Qube Holdings Limited	(10.54)	73.37
Ramsay Health Care Limited	0.00	(1,280.48)
REA Group Ltd	(2,246.98)	(6,565.05)
Rio Tinto Limited	(612.52)	(2,441.45)
Seek Limited	83.28	(2,984.99)
Skycity Entertainment Group Limited	0.00	50.55
South32 Limited	(2,383.95)	(58.29)
Suncorp Group Limited	0.00	152.59

Refer to compilation report

Olbertz Superannuation Fund

Detailed Operating Statement

For the year ended 30 June 2022

	2022	2021
	\$	\$
Tabcorp Holdings Limited	(324.49)	1,047.09
Telstra Corporation Limited.	(633.87)	323.08
TPG Telecom Limited.	0.00	66.67
Treasury Wine Estates Limited	0.00	3,740.88
Virgin Money Uk Plc	(869.15)	1,451.00
Wesfarmers Limited	0.00	(4,476.90)
Westpac Banking Corporation	0.00	2,054.31
Woodside Petroleum Ltd	156.16	989.25
Xero Limited	1,264.39	(3,786.09)
	<u>(23,284.67)</u>	<u>(23,543.20)</u>
Stapled Securities		
APA Group	0.00	601.34
Dexus	0.00	2,086.70
Goodman Group	0.00	(10,071.44)
GPT Group	0.00	97.06
Lendlease Group	0.00	(248.60)
Mirvac Group	0.00	(385.99)
Scentre Group	0.00	2,381.85
Shopping Centres Australasia Property Group	0.00	37.80
Sydney Airport	0.00	190.98
Transurban Group	0.00	(5,139.75)
Waypoint Reit	0.00	(171.04)
	<u>0.00</u>	<u>(10,621.09)</u>
Units in Listed Unit Trusts (Australian)		
Centuria Industrial Reit	0.00	190.96
	<u>0.00</u>	<u>190.96</u>
Unrealised Movements in Market Value		
Managed Investments (Australian)		
Antares Diversified Fixed Income	4,608.74	123.79
Arrowstreet Global Equity No. 2 Fund - Class I	12,502.18	(16,538.96)
AXA IM Sustainable Equity Fund	3,872.39	(9,906.99)
CC JCB Active Bond Fund - Class B	2,481.13	886.73
ClrBrge RARE Infrast Vlue Fd Unhdd	(2,432.04)	(3,561.48)
Custom Portfolio Sol Glb Gwth Fd	46,285.81	(17,967.23)
Fixed Income Strategy 2	3,727.25	(404.04)
Freehold Australian Property Fund	(3,078.22)	(6,547.49)
Global Systematic Equities Fund	8,324.15	(16,131.11)
Janus Henderson Tactical Income	1,520.47	343.57
Kapstream Abs Ret Inc PI Fd - CI I	110.80	(972.78)
Lazard Global Eq Fran Fund I Class	0.00	(4,897.72)
Magellan Global Fd	0.00	10,599.11
MFS Concentrated Gbl Equ Tr (Ins)	6,512.97	(10,036.27)
Multi Strategy Alternative Fund	6,333.90	(5,423.24)
Mutual Credit Fund	2,652.36	(1,807.34)
Packer & Co Investigator Trust	(50.97)	(360.98)
PIMCO Global Bond Fd - Ws Class	1,656.64	(37.13)
Resolution Capital Glb Prop Sec CIB	1,478.41	(1,860.70)
Western Asset Glb Bnd	2,166.68	20.38
	<u>98,672.65</u>	<u>(84,479.88)</u>
Other Assets		
40-Foot Shipping Containers	(24,320.09)	61,575.23

Refer to compilation report

Olbertz Superannuation Fund

Detailed Operating Statement

For the year ended 30 June 2022

	2022	2021
	\$	\$
	(24,320.09)	61,575.23
Shares in Listed Companies (Australian)		
Als Limited	3,148.70	(6,143.10)
Aristocrat Leisure Limited	3,402.21	(6,591.44)
BHP Group Limited	7,077.24	(8,729.65)
Cleanaway Waste Management Limited	702.46	(486.75)
Cochlear Limited	0.00	81.42
Coles Group Limited.	566.67	34.41
Commonwealth Bank Of Australia.	177.43	(177.43)
Computershare Limited.	(2,670.70)	(2,716.99)
CSL Limited	1,166.71	(44.70)
Domino's Pizza Enterprises Ltd	4,782.15	(2,955.12)
Endeavour Group Limited	(1,071.49)	0.00
Iress Limited	856.80	(1,325.42)
James Hardie Industries Plc	6,685.67	(1,503.65)
Macquarie Group Limited	(43.55)	(5,124.64)
National Australia Bank Limited	(818.20)	(10,937.58)
QBE Insurance Group Limited	(1,357.48)	(1,215.71)
Qube Holdings Limited	1,440.46	(971.60)
Ramsay Health Care Limited	0.00	1,509.13
REA Group Ltd	2,340.51	1,356.59
Rio Tinto Limited	1,750.46	687.82
Seek Limited	4,718.24	(1,595.24)
Skycity Entertainment Group Limited	1,148.40	(667.30)
South32 Limited	(1,925.07)	(1,423.37)
Suncorp Group Limited	137.67	(2,175.21)
Tabcorp Holdings Limited	4,455.62	(8,636.82)
Telstra Corporation Limited.	153.33	(3,110.03)
The Lottery Corporation Limited	(5,435.36)	0.00
TPG Telecom Limited.	114.74	764.72
Treasury Wine Estates Limited	0.00	(1,842.73)
Virgin Money Uk Plc	1,970.72	(6,221.07)
Wesfarmers Limited	0.00	3,438.04
Westpac Banking Corporation	0.00	(1,681.14)
Woodside Energy Group Ltd	(4,272.79)	0.00
Woodside Petroleum Ltd	(2,255.74)	(1,478.02)
Worley Limited	110.88	0.00
Xero Limited	0.00	1,452.79
	27,056.69	(68,429.79)
Stapled Securities		
APA Group	0.00	(19.89)
Dexus	0.00	(1,642.94)
Goodman Group	0.00	6,403.59
GPT Group	0.00	(141.50)
Lendlease Group	3,265.43	906.90
Mirvac Group	0.00	(198.57)
Scentre Group	0.00	(3,517.25)
Shopping Centres Australasia Property Group	0.00	(333.11)
Sydney Airport	0.00	(955.65)
Transurban Group	0.00	5,794.63
Waypoint Reit	0.00	294.43
	3,265.43	6,590.64

Refer to compilation report

Olbertz Superannuation Fund

Detailed Operating Statement

For the year ended 30 June 2022

	2022	2021
	\$	\$
Units in Unlisted Unit Trusts (Australian)		
The Fortune Unit Trust	2,373,394.76	13,785.24
	<u>2,373,394.76</u>	<u>13,785.24</u>
Other Investment Gains/Losses	(0.00)	0.06
Changes in Market Values	<u>2,450,054.64</u>	<u>(117,590.89)</u>
Total Expenses	<u>2,539,783.67</u>	<u>(71,084.73)</u>
Benefits accrued as a result of operations before income tax	<u>(2,137,679.67)</u>	<u>163,241.26</u>
Income Tax Expense		
Income Tax Expense	18,694.99	4,522.37
Total Income Tax	<u>18,694.99</u>	<u>4,522.37</u>
Benefits accrued as a result of operations	<u>(2,156,374.66)</u>	<u>158,718.89</u>

Refer to compilation report

Notes to the Financial Statements

For the year ended 30 June 2022

Note 1: Summary of Significant Accounting Policies

The trustees have prepared the financial statements on the basis that the Superannuation Fund is not a reporting entity because it is not publicly accountable and is not required by law or governing document to prepare financial statements that comply with Australian Accounting Standards. The financial statements are therefore special purpose financial statements that have been prepared in order to meet the requirements of the Superannuation Industry (Supervision) Act 1993 and associated Regulations, the trust deed of the Fund and the needs of members.

The financial statements have been prepared on a cash basis and are based on historical costs, except for investments which have been measured at market value.

The following significant accounting policies, which are consistent with the policies applied in the previous period unless otherwise stated, have been adopted in the preparation of the financial statements.

The financial statements were authorised for issue by the Director(s).

a. Measurement of Investments

The Fund initially recognises:

- (i) an investment when it controls the future economic benefits expected to flow from the asset. For financial assets, the trade date is considered to be the date on which control of the future economic benefits attributable to the asset passes to the Fund; and
- (ii) a financial liability on the date it becomes a party to the contractual provisions of the instrument.

Investments of the Fund have been measured at market value, which refers to the amount that a willing buyer could reasonably be expected to pay to acquire an asset from a willing seller if the following assumptions were made:

- that the buyer and the seller deal with each other at arm's length in relation to the sale;
- that the sale occurred after proper marketing of the asset; and
- that the buyer and the seller acted knowledgeably and prudentially in relation to the sale.

Market value has been determined as follows:

- (i) shares and other securities listed on the Australian Securities Exchange by reference to the relevant market quotations at the end of the reporting period;
- (ii) units in managed funds by reference to the unit redemption price at the end of the reporting period;
- (iii) fixed-interest securities by reference to the redemption price at the end of the reporting period;
- (iv) unlisted investments are stated at trustees' assessment based on estimated market value at balance date or where necessary, an external valuer's opinion; and
- (v) investment properties at the trustees' assessment of the market value or where necessary a qualified independent valuer's opinion at the end of reporting period.

b. Cash and Cash Equivalents

Cash and cash equivalents include cash on hand and at call, deposits with banks and short-term, highly liquid investments that are readily convertible to cash and subject to an insignificant risk of change in value.

c. Revenue

Interest revenue

Interest revenue is recognised in respect of fixed-interest securities, and cash and cash equivalent balances. Interest revenue is recognised upon receipt.

Dividend revenue

Notes to the Financial Statements

For the year ended 30 June 2022

Dividend revenue is recognised when the dividend has been paid or, in the case of dividend reinvestment schemes, when the dividend is credited to the benefit of the fund.

Rental revenue

Upon entering into each contract as a lessor, the Fund assesses if the lease is a finance or operating lease. All leases have been assessed as operating leases. Rental revenue arising from operating leases on investment properties is recognised on straight-line basis over the term of the specific lease.

Distribution revenue

Distributions from unit trusts and managed funds are recognised as at the date the unit value is quoted ex-distribution and if not received at the end of the reporting period, are reflected in the statement of financial position as a receivable at market value.

Remeasurement changes in market values

Remeasurement changes in the market values of assets are recognised as income and determined as the difference between the market value at year-end or consideration received (if sold during the year) and the market value as at the prior year-end or cost (if acquired during the period).

Contributions

Contributions and transfers in are recognised when the control and the benefits from the revenue have been attained and are recorded by the Fund, gross of any taxes, in the period to which they relate.

d. Liability for Accrued Benefits

The liability for accrued benefits represents the Fund's present obligation to pay benefits to members and beneficiaries, and has been calculated as the difference between the carrying amount of the assets and the carrying amount of the other payables and income tax liabilities as at the end of the reporting period.

e. Trade and Other Payables

Financial liabilities, such as trade creditors and other payables, are measured at the gross value of the outstanding balance at the end of the reporting period. The trustees have determined that the gross value of the Fund's financial liabilities is equivalent to the market value. Any remeasurement changes in the gross value of non-current financial liabilities (including liabilities for members' accrued benefits) are recognised in the operating statement in the periods in which they occur.

f. Critical Accounting Estimates and Judgements

The preparation of financial statements requires the trustees to make judgements, estimates and assumptions that affect the application of accounting policies and the reported amounts of assets and liabilities, income and expenses. Actual results may differ from these estimates.

Estimates and underlying assumptions are reviewed on an ongoing basis. Revisions to accounting estimates are recognised in the period in which the estimate is revised and in any future period affected.

Note 2: Managed Investments (Australian)

	2022 \$	2021 \$
Arrowstreet Global Equity No. 2 Fund - Class I	60,352.87	71,934.18
Fixed Income Strategy 2	18,799.97	18,990.14
Global Systematic Equities Fund	59,199.93	72,130.46
Multi Strategy Alternative Fund	96,166.11	84,835.80
Custom Portfolio Sol Glb Gwth Fd	74,114.60	97,986.38

Olbertz Superannuation Fund

Notes to the Financial Statements

For the year ended 30 June 2022

CC JCB Active Bond Fund - Class B	19,129.96	18,953.03
PIMCO Global Bond Fd - Ws Class	14,181.25	14,128.52
AXA IM Sustainable Equity Fund	60,854.37	71,943.31
MFS Concentrated Gbl Equ Tr (Ins)	45,596.53	53,656.04
Kapstream Abs Ret Inc PI Fd - CI I	14,493.87	14,075.93
Janus Henderson Tactical Income	23,970.70	23,449.07
Freehold Australian Property Fund	106,092.18	108,936.13
Packer & Co Investigator Trust	0.00	12,680.09
Antares Diversified Fixed Income	38,130.38	37,734.45
Mutual Credit Fund	96,271.43	94,144.94
Western Asset Glb Bnd	14,176.59	14,212.30
ClrBrge RARE Infrast Vlue Fd Unhdd	44,153.43	45,104.71
Resolution Capital Glb Prop Sec CIB	14,207.00	15,669.83
	799,891.17	870,565.31

Note 3: Other Assets

	2022	2021
	\$	\$
40-Foot Shipping Containers	290,680.86	266,360.77
	290,680.86	266,360.77

Note 4: Shares in Listed Companies (Australian)

	2022	2021
	\$	\$
Aristocrat Leisure Limited	15,711.66	16,288.02
Als Limited	9,537.24	13,379.04
BHP Group Limited	42,322.50	33,999.00
Commonwealth Bank Of Australia.	0.00	6,391.68
Coles Group Limited.	0.00	9,758.39
Computershare Limited.	13,379.52	12,607.40
CSL Limited	33,901.56	4,848.23
Cleanaway Waste Management Limited	0.00	3,329.04
Domino's Pizza Enterprises Ltd	6,256.00	9,881.82
Endeavour Group Limited	8,130.18	0.00
Iress Limited	7,044.12	7,900.92

Olbertz Superannuation Fund

Notes to the Financial Statements

For the year ended 30 June 2022

James Hardie Industries Plc	0.00	12,630.33
Macquarie Group Limited	17,767.08	19,553.75
National Australia Bank Limited	29,170.35	25,931.58
QBE Insurance Group Limited	14,324.85	10,703.68
Qube Holdings Limited	7,108.92	10,296.16
REA Group Ltd	0.00	3,887.69
Rio Tinto Limited	9,756.50	3,799.20
South32 Limited	9,065.94	11,160.37
Seek Limited	8,946.00	11,764.70
Skycity Entertainment Group Limited	5,072.10	6,220.50
Suncorp Group Limited	11,627.82	11,765.49
Tabcorp Holdings Limited	3,551.78	18,539.22
The Lottery Corporation Limited	15,074.20	0.00
Telstra Corporation Limited.	17,787.00	17,912.64
TPG Telecom Limited.	4,381.98	2,804.48
Virgin Money Uk Plc	0.00	5,880.64
Woodside Energy Group Ltd	25,567.52	0.00
Worley Limited	6,764.00	0.00
Woodside Petroleum Ltd	0.00	12,926.22
	322,248.82	304,160.19
Note 5: Stapled Securities		
	2022	2021
	\$	\$
Lendlease Group	12,580.91	13,396.74
	12,580.91	13,396.74
Note 6: Units in Unlisted Unit Trusts (Australian)		
	2022	2021
	\$	\$
The Fortune Unit Trust	0.00	2,373,394.76
	0.00	2,373,394.76
Note 7: Banks and Term Deposits		
	2022	2021
	\$	\$

Notes to the Financial Statements

For the year ended 30 June 2022

Banks

Encircle Managed Investment Account	41,175.43	33,908.71
NAB Cash Acc 401287452	445,999.01	258,059.66
	487,174.44	291,968.37

Note 8: Liability for Accrued Benefits

	2022 \$	2021 \$
Liability for accrued benefits at beginning of year	4,170,561.01	4,011,842.12
Benefits accrued as a result of operations	(2,156,374.66)	158,718.89
Current year member movements	0.00	0.00
	2,014,186.35	4,170,561.01

Note 9: Vested Benefits

Vested benefits are benefits that are not conditional upon continued membership of the fund (or any factor other than resignation from the plan) and include benefits which members were entitled to receive had they terminated their fund membership as at the end of the reporting period.

	2022 \$	2021 \$
Vested Benefits	2,014,186.35	4,170,561.01

Note 10: Guaranteed Benefits

No guarantees have been made in respect of any part of the liability for accrued benefits.

Note 11: Dividends

	2022 \$	2021 \$
Als Limited	276.20	137.07
Aristocrat Leisure Limited	155.97	38.00
Australia And New Zealand Banking Group Limited	159.60	0.00
BHP Group Limited	9,319.06	1,572.95
CSL Limited	215.67	0.00
Cleanaway Waste Management Limited	29.63	90.92
Coles Group Limited.	159.88	310.31
Commonwealth Bank Of Australia.	227.75	0.00
Computershare Limited.	335.11	328.21
Domino's Pizza Enterprises Ltd	101.60	146.38

Olbertz Superannuation Fund**Notes to the Financial Statements**

For the year ended 30 June 2022

Endeavour Group Limited	113.25	0.00
Iress Limited	281.52	299.92
James Hardie Industries Plc	102.99	164.60
Lendlease Group	241.39	0.00
Macquarie Group Limited	785.95	463.95
National Australia Bank Limited	1,299.85	731.10
QBE Insurance Group Limited	327.05	0.00
Qube Holdings Limited	228.09	152.45
REA Group Ltd	0.00	93.06
Rio Tinto Limited	658.87	455.31
Seek Limited	167.22	199.70
Skycity Entertainment Group Limited	129.53	0.00
South32 Limited	559.69	62.35
Suncorp Group Limited	751.89	334.64
TPG Telecom Limited.	87.78	33.60
Tabcorp Holdings Limited	469.97	299.10
Telstra Corporation Limited.	698.32	487.84
Treasury Wine Estates Limited	0.00	89.12
Virgin Money Uk Plc	30.43	0.00
Wesfarmers Limited	0.00	300.20
Woodside Petroleum Ltd	1,193.23	269.24
	<hr/>	<hr/>
	19,107.49	7,060.02

Notes to the Financial Statements

For the year ended 30 June 2022

Note 12: Trust Distributions

	2022 \$	2021 \$
Kapstream Abs Ret Inc PI Fd - CI I	311.43	344.77
AXA IM Sustainable Equity Fund	2,389.76	2,482.12
CC JCB Active Bond Fund - Class B	53.71	280.73
Western Asset Glb Bnd	199.89	718.99
Global Systematic Equities Fund	2,513.62	7,073.87
PIMCO Global Bond Fd - Ws Class	78.75	418.29
Janus Henderson Tactical Income	894.63	703.18
Fixed Income Strategy 2	206.03	1,137.05
ClrBrge RARE Infrast Vlue Fd Unhdd	3,844.21	2,341.73
Mutual Credit Fund	2,276.57	1,795.25
Betashares Australian High Interest Cash Etf	12,245.92	5,405.74
Arrowstreet Global Equity No. 2 Fund - Class I	4,101.67	10,128.00
Multi Strategy Alternative Fund	536.17	6,081.80
Freehold Australian Property Fund	5,908.17	2,247.91
Resolution Capital Glb Prop Sec CIB	2,411.28	266.03
The Fortune Unit Trust	65,750.00	38,223.85
Antares Diversified Fixed Income	117.50	578.97
MFS Concentrated Gbl Equ Tr (Ins)	1,581.78	1,912.39
Lendlease Group	0.00	228.03
Centuria Industrial Reit	0.00	42.75
Goodman Group	0.00	130.38
Magellan Global Fd	0.00	498.10
Transurban Group	0.00	76.20
GPT Group	0.00	136.88
APA Group	0.00	233.02
Scentre Group	0.00	82.60
Mirvac Group	0.00	67.82
Dexus	0.00	196.05
Shopping Centres Australasia Property Group	0.00	49.48
Waypoint Reit	0.00	212.15
	105,421.09	84,094.13

Olbertz Superannuation Fund

Notes to the Financial Statements

For the year ended 30 June 2022

Note 13: Rental Income

	2022 \$	2021 \$
40-Foot Shipping Containers	564.50	269.56
	564.50	269.56

Note 14: Changes in Market Values

Unrealised Movements in Market Value

	2022 \$	2021 \$
Managed Investments (Australian)		
AXA IM Sustainable Equity Fund	(3,872.39)	9,906.99
Antares Diversified Fixed Income	(4,608.74)	(123.79)
Arrowstreet Global Equity No. 2 Fund - Class I	(12,502.18)	16,538.96
CC JCB Active Bond Fund - Class B	(2,481.13)	(886.73)
ClrBrge RARE Infrast Vlue Fd Unhdd	2,432.04	3,561.48
Custom Portfolio Sol Gib Gwth Fd	(46,285.81)	17,967.23
Fixed Income Strategy 2	(3,727.25)	404.04
Freehold Australian Property Fund	3,078.22	6,547.49
Global Systematic Equities Fund	(8,324.15)	16,131.11
Janus Henderson Tactical Income	(1,520.47)	(343.57)
Kapstream Abs Ret Inc PI Fd - CI I	(110.80)	972.78
Lazard Global Eqt Fran Fund I Class	0.00	4,897.72
MFS Concentrated Gbl Equ Tr (Ins)	(6,512.97)	10,036.27
Magellan Global Fd	0.00	(10,599.11)
Multi Strategy Alternative Fund	(6,333.90)	5,423.24
Mutual Credit Fund	(2,652.36)	1,807.34
PIMCO Global Bond Fd - Ws Class	(1,656.64)	37.13
Packer & Co Investigator Trust	50.97	360.98
Resolution Capital Gbl Prop Sec CIB	(1,478.41)	1,860.70
Western Asset Gbl Bnd	(2,166.68)	(20.38)
	(98,672.65)	84,479.88
Other Assets		
40-Foot Shipping Containers	24,320.09	(61,575.23)

Notes to the Financial Statements

For the year ended 30 June 2022

	24,320.09	(61,575.23)
Shares in Listed Companies (Australian)		
Als Limited	(3,148.70)	6,143.10
Aristocrat Leisure Limited	(3,402.21)	6,591.44
BHP Group Limited	(7,077.24)	8,729.65
CSL Limited	(1,166.71)	44.70
Cleanaway Waste Management Limited	(702.46)	486.75
Cochlear Limited	0.00	(81.42)
Coles Group Limited.	(566.67)	(34.41)
Commonwealth Bank Of Australia.	(177.43)	177.43
Computershare Limited.	2,670.70	2,716.99
Domino's Pizza Enterprises Ltd	(4,782.15)	2,955.12
Endeavour Group Limited	1,071.49	0.00
Iress Limited	(856.80)	1,325.42
James Hardie Industries Plc	(6,685.67)	1,503.65
Macquarie Group Limited	43.55	5,124.64
National Australia Bank Limited	818.20	10,937.58
QBE Insurance Group Limited	1,357.48	1,215.71
Qube Holdings Limited	(1,440.46)	971.60
REA Group Ltd	(2,340.51)	(1,356.59)
Ramsay Health Care Limited	0.00	(1,509.13)
Rio Tinto Limited	(1,750.46)	(687.82)
Seek Limited	(4,718.24)	1,595.24
Skycity Entertainment Group Limited	(1,148.40)	667.30
South32 Limited	1,925.07	1,423.37
Suncorp Group Limited	(137.67)	2,175.21
TPG Telecom Limited.	(114.74)	(764.72)
Tabcorp Holdings Limited	(4,455.62)	8,636.82
Telstra Corporation Limited.	(153.33)	3,110.03
The Lottery Corporation Limited	5,435.36	0.00
Treasury Wine Estates Limited	0.00	1,842.73
Virgin Money Uk Plc	(1,970.72)	6,221.07
Wesfarmers Limited	0.00	(3,438.04)

Olbertz Superannuation Fund

Notes to the Financial Statements

For the year ended 30 June 2022

Westpac Banking Corporation	0.00	1,681.14
Woodside Energy Group Ltd	4,272.79	0.00
Woodside Petroleum Ltd	2,255.74	1,478.02
Worley Limited	(110.88)	0.00
Xero Limited	0.00	(1,452.79)
	<u>(27,056.69)</u>	<u>68,429.79</u>
Stapled Securities		
APA Group	0.00	19.89
Dexus	0.00	1,642.94
GPT Group	0.00	141.50
Goodman Group	0.00	(6,403.59)
Lendlease Group	(3,265.43)	(906.90)
Mirvac Group	0.00	198.57
Scentre Group	0.00	3,517.25
Shopping Centres Australasia Property Group	0.00	333.11
Sydney Airport	0.00	955.65
Transurban Group	0.00	(5,794.63)
Waypoint Reit	0.00	(294.43)
	<u>(3,265.43)</u>	<u>(6,590.64)</u>
Units in Unlisted Unit Trusts (Australian)		
The Fortune Unit Trust	(2,373,394.76)	(13,785.24)
	<u>(2,373,394.76)</u>	<u>(13,785.24)</u>
Total Unrealised Movement	<u>(2,478,069.44)</u>	<u>70,958.56</u>
Realised Movements in Market Value		
	2022	2021
	\$	\$
Managed Investments (Australian)		
AXA IM Sustainable Equity Fund	835.38	349.11
Antares Diversified Fixed Income	0.00	33.22
Arrowstreet Global Equity No. 2 Fund - Class I	(299.57)	222.34
CC JCB Active Bond Fund - Class B	0.00	488.80
ClrBrge RARE Infrast Vlue Fd Unhdd	(15.98)	(93.99)
Custom Portfolio Sol Glb Gwth Fd	1,575.80	0.00

Refer to compilation report

Olbertz Superannuation Fund**Notes to the Financial Statements**

For the year ended 30 June 2022

Fixed Income Strategy 2	0.00	162.45
Freehold Australian Property Fund	834.36	0.00
Global Systematic Equities Fund	1,445.42	712.48
Kapstream Abs Ret Inc PI Fd - CI I	(9.31)	(311.21)
Kapstream Macro Thematic Fund	0.00	(1,979.58)
Lazard Global Eqt Fran Fund I Class	0.00	1,754.78
MFS Concentrated Gbl Equ Tr (Ins)	294.19	354.36
Magellan Global Fd	0.00	10,774.45
Mutual Credit Fund	(50.71)	0.00
PIMCO Global Bond Fd - Ws Class	0.00	127.59
Packer & Co Investigator Trust	(22.87)	0.00
Resolution Capital Glb Prop Sec CIB	143.43	13.33
Western Asset Glb Bnd	0.00	50.93
	<hr/>	<hr/>
	4,730.13	12,659.06
	<hr/>	<hr/>
Shares in Listed Companies (Australian)		
Als Limited	1,097.34	947.57
Aristocrat Leisure Limited	90.57	1,090.47
Aristocrat Leisure Limited	85.50	0.00
Australia And New Zealand Banking Group Limited	0.00	779.94
BHP Group Limited	0.00	691.47
Cleanaway Waste Management Limited	594.08	534.07
Cochlear Limited	0.00	1,087.35
Coles Group Limited.	307.34	50.46
Commonwealth Bank Of Australia.	92.72	125.26
Computershare Limited.	2,435.25	107.17
Domino's Pizza Enterprises Ltd	3,644.75	2,236.65
Endeavour Group Limited	(62.38)	0.00
Iress Limited	0.00	(228.92)
James Hardie Industries Plc	7,294.60	5,463.66
Macquarie Group Limited	1,994.87	372.18
National Australia Bank Limited	163.20	(1,358.60)
QBE Insurance Group Limited	(30.82)	0.00
Qube Holdings Limited	10.54	(73.37)

Refer to compilation report

Olbertz Superannuation Fund

Notes to the Financial Statements

For the year ended 30 June 2022

REA Group Ltd	2,246.98	6,565.05
Ramsay Health Care Limited	0.00	1,280.48
Rio Tinto Limited	612.52	2,441.45
Seek Limited	(83.28)	2,984.99
Skycity Entertainment Group Limited	0.00	(50.55)
South32 Limited	2,383.95	58.29
Suncorp Group Limited	0.00	(152.59)
TPG Telecom Limited.	0.00	(66.67)
Tabcorp Holdings Limited	324.49	(1,047.09)
Telstra Corporation Limited.	633.87	(323.08)
Treasury Wine Estates Limited	0.00	(3,740.88)
Virgin Money Uk Plc	869.15	(1,451.00)
Wesfarmers Limited	0.00	4,476.90
Westpac Banking Corporation	0.00	(2,054.31)
Woodside Petroleum Ltd	(156.16)	(989.25)
Xero Limited	(1,264.39)	3,786.09
	<u>23,284.67</u>	<u>23,543.20</u>
Stapled Securities		
APA Group	0.00	(601.34)
Dexus	0.00	(2,086.70)
GPT Group	0.00	(97.06)
Goodman Group	0.00	10,071.44
Lendlease Group	0.00	248.60
Mirvac Group	0.00	385.99
Scentre Group	0.00	(2,381.85)
Shopping Centres Australasia Property Group	0.00	(37.80)
Sydney Airport	0.00	(190.98)
Transurban Group	0.00	5,139.75
Waypoint Reit	0.00	171.04
	<u>0.00</u>	<u>10,621.09</u>
Units in Listed Unit Trusts (Australian)		
Centuria Industrial Reit	0.00	(190.96)

Refer to compilation report

Notes to the Financial Statements

For the year ended 30 June 2022

	0.00	(190.96)
Total Realised Movement	28,014.80	46,632.39
Changes in Market Values	(2,450,054.64)	117,590.95

Note 15: Income Tax Expense

	2022	2021
	\$	\$
The components of tax expense comprise		
Current Tax	18,694.99	4,522.37
Income Tax Expense	18,694.99	4,522.37

The prima facie tax on benefits accrued before income tax is reconciled to the income tax as follows:

Prima facie tax payable on benefits accrued before income tax at 15%	(320,651.95)	24,486.19
Less:		
Tax effect of:		
Non Taxable Contributions	33,000.00	0.00
Increase in MV of Investments	0.00	10,643.78
Realised Accounting Capital Gains	4,202.22	7,243.10
Accounting Trust Distributions	15,813.16	12,614.12
Other Non-Taxable Income	1,773.15	0.00
Add:		
Tax effect of:		
Decrease in MV of Investments	371,710.42	0.00
Pension Payments	9,000.00	0.00
Franking Credits	1,101.56	414.06
Foreign Credits	144.08	121.40
Net Capital Gains	7,421.70	7,551.75
Taxable Trust Distributions	12,492.08	4,022.47
Distributed Foreign Income	570.33	1,751.78
Rounding	(0.44)	247.65
Income Tax on Taxable Income or Loss	26,999.25	8,094.30

Notes to the Financial Statements

For the year ended 30 June 2022

Less credits:

Franking Credits	7,343.71	2,760.39
Foreign Credits	960.55	811.54
	<hr/>	<hr/>
Current Tax or Refund	18,694.99	4,522.37
	<hr/>	<hr/>

Olbertz Superannuation Fund

Statement of Taxable Income

For the year ended 30 June 2022

	2022
	\$
Benefits accrued as a result of operations	(2,137,679.67)
Less	
Other Non Taxable Income	11,821.00
Realised Accounting Capital Gains	28,014.80
Accounting Trust Distributions	105,421.09
Non Taxable Contributions	220,000.00
	<u>365,256.89</u>
Add	
Decrease in MV of investments	2,478,069.44
Pension Payments	60,000.00
Franking Credits	7,343.71
Foreign Credits	960.55
Net Capital Gains	49,478.00
Taxable Trust Distributions	83,280.51
Distributed Foreign income	3,802.22
	<u>2,682,934.43</u>
SMSF Annual Return Rounding	(2.87)
Taxable Income or Loss	<u>179,995.00</u>
Income Tax on Taxable Income or Loss	26,999.25
Less	
Franking Credits	7,343.71
Foreign Credits	960.55
	<u>18,694.99</u>
CURRENT TAX OR REFUND	<u>18,694.99</u>
Supervisory Levy	259.00
Income Tax Instalments Paid	(31,392.00)
AMOUNT DUE OR REFUNDABLE	<u>(12,438.01)</u>

* Distribution tax components review process has not been completed for the financial year.

Olbertz Superannuation Fund Trustees Declaration

Olbertz Management Pty Ltd ACN: 097008332

The directors of the trustee company have determined that the Fund is not a reporting entity and that these special purpose financial statements should be prepared in accordance with the accounting policies described in Note 1 to the financial statements.

The directors of the trustee company declare that:

- (i) the financial statements and notes to the financial statements for the year ended 30 June 2022 present fairly, in all material respects, the financial position of the Superannuation Fund at 30 June 2022 and the results of its operations for the year ended on that date in accordance with the accounting policies described in Note 1 to the financial statements;
- (ii) the financial statements and notes to the financial statements have been prepared in accordance with the requirements of the trust deed; and
- (iii) the operation of the superannuation fund has been carried out in accordance with its trust deed and in compliance with the requirements of the Superannuation Industry (Supervision) Act 1993 and associated Regulations during the year ended 30 June 2022.

Signed in accordance with a resolution of the directors of the trustee company by:

.....
Dirk Olbertz
Olbertz Management Pty Ltd
Director

.....
Kay Olbertz
Olbertz Management Pty Ltd
Director

.....
Ralph Olbertz
Olbertz Management Pty Ltd
Director

.....
Wolfgang Olbertz
Olbertz Management Pty Ltd
Director

24 May 2023

Olbertz Superannuation Fund

Investment Summary with Market Movement

As at 30 June 2022

Investment	Units	Market Price	Market Value	Average Cost	Accounting Cost	Unrealised		Realised Movement
						Overall	Current Year	
Cash/Bank Accounts								
Encircle Managed Investment Account		41,175.430000	41,175.43	41,175.43	41,175.43			
NAB Cash Acc 401287452		445,999.010000	445,999.01	445,999.01	445,999.01			
			487,174.44		487,174.44			
Managed Investments (Australian)								
ETL0171AU AXA IM Sustainable Equity Fund	41,983.01	1.449500	60,854.37	1.31	54,819.77	6,034.60	(3,872.39)	835.38
PPL8808AU Antares Diversified Fixed Income	42,017.41	0.907490	38,130.38	1.02	43,027.98	(4,897.60)	(4,608.74)	0.00
AGENO2 Arrowstreet Global Equity No. 2 Fund - Class I	56,142.20	1.075000	60,352.87	1.03	58,095.20	2,257.67	(12,502.18)	(299.57)
CHN3749AU CC JCB Active Bond Fund - Class B	21,286.25	0.898700	19,129.96	1.01	21,480.35	(2,350.39)	(2,481.13)	0.00
TGP0034AU ClrBrge RARE Infrast Vlue Fd Unhdd	32,418.09	1.362000	44,153.43	1.29	41,891.49	2,261.94	2,432.04	(15.98)
BSC0004AU Custom Portfolio Sol Glb Gwth Fd	95,310.77	0.777610	74,114.60	0.93	88,603.74	(14,489.14)	(46,285.81)	1,575.80
BEG1275AU Fixed Income Strategy 2	22,582.54	0.832500	18,799.97	0.99	22,250.93	(3,450.96)	(3,727.25)	0.00
LAM0044AU Freehold Australian Property Fund	88,535.57	1.198300	106,092.18	1.09	96,466.47	9,625.71	3,078.22	834.36
BEG1488AU Global Systematic Equities Fund	49,432.14	1.197600	59,199.93	1.02	50,251.90	8,948.03	(8,324.15)	1,445.42
IOF0145AU Janus Henderson Tactical Income	23,785.18	1.007800	23,970.70	1.09	25,834.74	(1,864.04)	(1,520.47)	0.00
HOW8743AU Kapstream Abs Ret Inc Pl Fd - Cl I	14,506.93	0.999100	14,493.87	1.02	14,805.47	(311.60)	(110.80)	(9.31)
ETL0172AU MFS Concentrated Gbl Equ Tr (Ins)	14,598.83	3.123300	45,596.53	2.83	41,359.22	4,237.31	(6,512.97)	294.19
BEG8635AU Multi Strategy Alternative Fund	84,289.69	1.140900	96,166.11	1.06	88,976.27	7,189.84	(6,333.90)	0.00
PRM8256AU Mutual Credit Fund	96,305.14	0.999650	96,271.43	1.01	96,913.90	(642.47)	(2,652.36)	(50.71)
ETL0018AU PIMCO Global Bond Fd - Ws Class	15,896.48	0.892100	14,181.25	1.00	15,830.18	(1,648.93)	(1,656.64)	0.00
PCOINV Packer & Co Investigator Trust	0.00	1.852800	0.00	0.00	0.00	0.00	50.97	(22.87)
WHT2080AU Resolution Capital Glb Prop Sec ClB	14,285.57	0.994500	14,207.00	1.01	14,388.57	(181.57)	(1,478.41)	143.43
SSB3825AU Western Asset Glb Bnd	16,021.47	0.884850	14,176.59	1.01	16,103.31	(1,926.72)	(2,166.68)	0.00
			799,891.17		791,099.49	8,791.68	(98,672.65)	4,730.13
Other Assets								
40-Foot 40-Foot Shipping Containers	61.00	4,765.260000	290,680.86	5,148.01	314,028.40	(23,347.54)	24,320.09	0.00
			290,680.86		314,028.40	(23,347.54)	24,320.09	0.00
Shares in Listed Companies (Australian)								
ALQ.AX Als Limited	893.00	10.680000	9,537.24	7.90	7,055.92	2,481.32	(3,148.70)	1,097.34

Olbertz Superannuation Fund

Investment Summary with Market Movement

As at 30 June 2022

Investment	Units	Market Price	Market Value	Average Cost	Accounting Cost	Unrealised		Realised Movement	
						Overall	Current Year		
ALL.AX	Aristocrat Leisure Limited	457.00	34.380000	15,711.66	24.75	11,311.33	4,400.33	(3,402.21)	90.57
ALLR.AX	Aristocrat Leisure Limited	0.00	5.560000	0.00	0.00	0.00	0.00	0.00	85.50
BHP.AX	BHP Group Limited	1,026.00	41.250000	42,322.50	35.27	36,185.24	6,137.26	(7,077.24)	0.00
CSL.AX	CSL Limited	126.00	269.060000	33,901.56	277.96	35,023.57	(1,122.01)	(1,166.71)	0.00
CWY.AX	Cleanaway Waste Management Limited	0.00	2.520000	0.00	0.00	0.00	0.00	(702.46)	594.08
COL.AX	Coles Group Limited.	0.00	17.810000	0.00	0.00	0.00	0.00	(566.67)	307.34
CBA.AX	Commonwealth Bank Of Australia.	0.00	90.380000	0.00	0.00	0.00	0.00	(177.43)	92.72
CPU.AX	Computershare Limited.	543.00	24.640000	13,379.52	13.29	7,216.35	6,163.17	2,670.70	2,435.25
DMP.AX	Domino's Pizza Enterprises Ltd	92.00	68.000000	6,256.00	56.56	5,203.86	1,052.14	(4,782.15)	3,644.75
EDV.AX	Endeavour Group Limited	1,074.00	7.570000	8,130.18	6.57	7,058.69	1,071.49	1,071.49	(62.38)
IRE.AX	Iress Limited	612.00	11.510000	7,044.12	11.64	7,123.51	(79.39)	(856.80)	0.00
JHX.AX	James Hardie Industries Plc	0.00	31.770000	0.00	0.00	(0.01)	0.01	(6,685.67)	7,294.60
MQG.AX	Macquarie Group Limited	108.00	164.510000	17,767.08	91.36	9,866.54	7,900.54	43.55	1,994.87
NAB.AX	National Australia Bank Limited	1,065.00	27.390000	29,170.35	20.47	21,799.30	7,371.05	818.20	163.20
QBE.AX	QBE Insurance Group Limited	1,179.00	12.150000	14,324.85	9.97	11,751.66	2,573.19	1,357.48	(30.82)
QUB.AX	Qube Holdings Limited	2,604.00	2.730000	7,108.92	2.39	6,212.87	896.05	(1,440.46)	10.54
REA.AX	REA Group Ltd	0.00	111.830000	0.00	0.00	(0.01)	0.01	(2,340.51)	2,246.98
RIO.AX	Rio Tinto Limited	95.00	102.700000	9,756.50	101.32	9,625.08	131.42	(1,750.46)	612.52
SEK.AX	Seek Limited	426.00	21.000000	8,946.00	17.77	7,571.71	1,374.29	(4,718.24)	(83.28)
SKC.AX	Skycity Entertainment Group Limited	1,914.00	2.650000	5,072.10	2.90	5,553.20	(481.10)	(1,148.40)	0.00
S32.AX	South32 Limited	2,301.00	3.940000	9,065.94	2.48	5,717.50	3,348.44	1,925.07	2,383.95
SUN.AX	Suncorp Group Limited	1,059.00	10.980000	11,627.82	8.94	9,472.58	2,155.24	(137.67)	0.00
TPG.AX	TPG Telecom Limited.	734.00	5.970000	4,381.98	7.17	5,261.44	(879.46)	(114.74)	0.00
TAH.AX	Tabcorp Holdings Limited	3,335.00	1.065000	3,551.78	0.62	2,081.54	1,470.24	(4,455.62)	324.49
TLS.AX	Telstra Corporation Limited.	4,620.00	3.850000	17,787.00	3.21	14,842.53	2,944.47	(153.33)	633.87
TLC.AX	The Lottery Corporation Limited	3,335.00	4.520000	15,074.20	2.89	9,638.84	5,435.36	5,435.36	0.00
VUK.AX	Virgin Money Uk Plc	0.00	2.210000	0.00	0.00	0.00	0.00	(1,970.72)	869.15
WDS.AX	Woodside Energy Group Ltd	803.00	31.840000	25,567.52	26.52	21,294.73	4,272.79	4,272.79	0.00
WPL.AX	Woodside Petroleum Ltd	0.00	28.990000	0.00	0.00	(0.01)	0.01	2,255.74	(156.16)
WOR.AX	Worley Limited	475.00	14.240000	6,764.00	14.47	6,874.88	(110.88)	(110.88)	0.00

Olbertz Superannuation Fund

Investment Summary with Market Movement

As at 30 June 2022

Investment		Units	Market Price	Market Value	Average Cost	Accounting Cost	Overall	Unrealised Current Year	Realised Movement
XRO.AX	Xero Limited	0.00	76.960000	0.00	0.00	0.01	(0.01)	0.00	(1,264.39)
				322,248.82		263,742.85	58,505.97	(27,056.69)	23,284.67
Stapled Securities									
LLC.AX	Lendlease Group	1,381.00	9.110000	12,580.91	11.55	15,956.83	(3,375.92)	(3,265.43)	0.00
				12,580.91		15,956.83	(3,375.92)	(3,265.43)	0.00
Units in Unlisted Unit Trusts (Australian)									
TFUT	The Fortune Unit Trust	1,154,167.18	0.000000	0.00	1.03	1,190,097.59	(1,190,097.59)	(2,373,394.76)	0.00
				0.00		1,190,097.59	(1,190,097.59)	(2,373,394.76)	0.00
				1,912,576.20		3,062,099.60	(1,149,523.40)	(2,478,069.44)	28,014.80

Self-managed superannuation fund annual return **2022**

Who should complete this annual return?

Only self-managed superannuation funds (SMSFs) can complete this annual return. All other funds must complete the *Fund income tax return 2022* (NAT 71287).

- ❗ The *Self-managed superannuation fund annual return instructions 2022* (NAT 71606) (the instructions) can assist you to complete this annual return.
- ➡ The SMSF annual return cannot be used to notify us of a change in fund membership. You must update fund details via ABR.gov.au or complete the Change of details for superannuation entities form (NAT 3036).

To complete this annual return

- Print clearly, using a BLACK pen only.
- Use BLOCK LETTERS and print one character per box.

S	M	/	T	#		S	T				
---	---	---	---	---	--	---	---	--	--	--	--

- Place in ALL applicable boxes.

➡ Postal address for annual returns:

Australian Taxation Office
GPO Box 9845
[insert the name and postcode
of your capital city]

For example;

Australian Taxation Office
GPO Box 9845
SYDNEY NSW 2001

Section A: Fund information

1 Tax file number (TFN)

- ❗ The ATO is authorised by law to request your TFN. You are not obliged to quote your TFN but not quoting it could increase the chance of delay or error in processing your annual return. See the Privacy note in the Declaration.

➡ To assist processing, write the fund's TFN at the top of pages 3, 5, 7, 9 and 11.

2 Name of self-managed superannuation fund (SMSF)

3 Australian business number (ABN) (if applicable)

4 Current postal address

Suburb/town

State/territory

Postcode

5 Annual return status

- | | | |
|--|-------------|-----|
| Is this an amendment to the SMSF's 2022 return? | A No | Yes |
| Is this the first required return for a newly registered SMSF? | B No | Yes |

6 SMSF auditor

Auditor's name

Title: Mr Mrs Miss Ms Other

Family name

First given name

Other given names

SMSF Auditor Number

Auditor's phone number

Postal address

Suburb/town

State/territory

Postcode

Date audit was completed **A** Day / Month / Year

Was Part A of the audit report qualified? **B** No Yes

Was Part B of the audit report qualified? **C** No Yes

If Part B of the audit report was qualified,
have the reported issues been rectified? **D** No Yes

7 Electronic funds transfer (EFT)

We need your self-managed super fund's financial institution details to pay any super payments and tax refunds owing to you.

A Fund's financial institution account details

This account is used for super contributions and rollovers. Do not provide a tax agent account here.

Fund BSB number

Fund account number

Fund account name

I would like my tax refunds made to this account. [Go to C.](#)

B Financial institution account details for tax refunds

This account is used for tax refunds. You can provide a tax agent account here.

BSB number

Account number

Account name

C Electronic service address alias

Provide the electronic service address alias (ESA) issued by your SMSF messaging provider.
(For example, SMSFdataESAAlias). See instructions for more information.

8 Status of SMSF Australian superannuation fund **A** No Yes Fund benefit structure **B** Code
 Does the fund trust deed allow acceptance of the Government's Super Co-contribution and Low Income Super Amounts? **C** No Yes

9 Was the fund wound up during the income year?
 No Yes **▶** If yes, provide the date on which the fund was wound up Day / Month / Year **▶** Have all tax lodgment and payment obligations been met? No Yes

10 Exempt current pension income

Did the fund pay retirement phase superannuation income stream benefits to one or more members in the income year?

⊖ To claim a tax exemption for current pension income, you must pay at least the minimum benefit payment under the law. Record exempt current pension income at Label **A**.

No **▶** Go to Section B: Income.

Yes **▶** Exempt current pension income amount **A** \$

Which method did you use to calculate your exempt current pension income?

Segregated assets method **B**

Unsegregated assets method **C** **▶** Was an actuarial certificate obtained? **D** Yes

Did the fund have any other income that was assessable?

E **Yes** **▶** Go to Section B: Income.

No **▶** Choosing 'No' means that you do not have any assessable income, including no-TFN quoted contributions. Go to Section C: Deductions and non-deductible expenses. (Do **not** complete Section B: Income.)

⊖ If you are entitled to claim any tax offsets, you can list these at Section D: Income tax calculation statement.

Section B: Income

Do not complete this section if all superannuation interests in the SMSF were supporting superannuation income streams in the retirement phase for the **entire year**, there was **no** other income that was assessable, and you **have not** realised a deferred notional gain. If you are entitled to claim any tax offsets, you can record these at Section D: Income tax calculation statement.

11 Income

Did you have a capital gains tax (CGT) event during the year?

G No Yes

If the total capital loss or total capital gain is greater than \$10,000 or you elected to use the transitional CGT relief in 2017 and the deferred notional gain has been realised, complete and attach a *Capital gains tax (CGT) schedule 2022*.

Have you applied an exemption or rollover?

M No Yes

Code

Net capital gain **A** \$

Gross rent and other leasing and hiring income **B** \$

Gross interest **C** \$

Forestry managed investment scheme income **X** \$

Gross foreign income		Loss
D1 \$	Net foreign income	D \$

Australian franking credits from a New Zealand company **E** \$

Number

Transfers from foreign funds **F** \$

Gross payments where ABN not quoted **H** \$

Calculation of assessable contributions

Assessable employer contributions

R1 \$

plus Assessable personal contributions

R2 \$

plus **No-TFN-quoted contributions

R3 \$

(an amount must be included even if it is zero)

less Transfer of liability to life insurance company or PST

R6 \$

Gross distribution from partnerships **I** \$

*Unfranked dividend amount **J** \$

*Franked dividend amount **K** \$

*Dividend franking credit **L** \$

*Gross trust distributions **M** \$

Loss

Code

Assessable contributions
(**R1** plus **R2**
plus **R3** less **R6**) **R** \$

Calculation of non-arm's length income

*Net non-arm's length private company dividends

U1 \$

plus *Net non-arm's length trust distributions

U2 \$

plus *Net other non-arm's length income

U3 \$

*Other income **S** \$

*Assessable income due to changed tax status of fund **T** \$

Net non-arm's length income
(subject to 45% tax rate)
(**U1** plus **U2** plus **U3**) **U** \$

Code

#This is a mandatory label.

*If an amount is entered at this label, check the instructions to ensure the correct tax treatment has been applied.

GROSS INCOME **W** \$
(Sum of labels **A** to **U**)

Loss

Exempt current pension income **Y** \$

TOTAL ASSESSABLE INCOME (**W** less **Y**) **V** \$

Loss

Section C: Deductions and non-deductible expenses

12 Deductions and non-deductible expenses

- Under 'Deductions' list all expenses and allowances you are entitled to claim a deduction for. Under 'Non-deductible expenses', list all other expenses or normally allowable deductions that you cannot claim as a deduction (for example, all expenses related to exempt current pension income should be recorded in the 'Non-deductible expenses' column).

	DEDUCTIONS		NON-DEDUCTIBLE EXPENSES
Interest expenses within Australia	A1 \$		A2 \$
Interest expenses overseas	B1 \$		B2 \$
Capital works expenditure	D1 \$		D2 \$
Decline in value of depreciating assets	E1 \$		E2 \$
Insurance premiums – members	F1 \$		F2 \$
SMSF auditor fee	H1 \$		H2 \$
Investment expenses	I1 \$		I2 \$
Management and administration expenses	J1 \$		J2 \$
Forestry managed investment scheme expense	U1 \$		U2 \$
Other amounts	L1 \$	Code	L2 \$
Tax losses deducted	M1 \$		

TOTAL DEDUCTIONS
N \$
(Total **A1** to **M1**)

TOTAL NON-DEDUCTIBLE EXPENSES
Y \$
(Total **A2** to **L2**)

#TAXABLE INCOME OR LOSS Loss
O \$
(**TOTAL ASSESSABLE INCOME** less
TOTAL DEDUCTIONS)

TOTAL SMSF EXPENSES
Z \$
(**N** plus **Y**)

#This is a mandatory label.

Section D: Income tax calculation statement

#Important:

Section B label **R3**, Section C label **O** and Section D labels **A, T1, J, T5** and **I** are mandatory. If you leave these labels blank, you will have specified a zero amount.

13 Calculation statement

Please refer to the *Self-managed superannuation fund annual return instructions 2022* on how to complete the calculation statement.

#Taxable income **A \$** *(an amount must be included even if it is zero)*

#Tax on taxable income **T1 \$** *(an amount must be included even if it is zero)*

#Tax on no-TFN-quoted contributions **J \$** *(an amount must be included even if it is zero)*

Gross tax **B \$**
(T1 plus J)

Foreign income tax offset C1 \$	
Rebates and tax offsets C2 \$	Non-refundable non-carry forward tax offsets C \$
	<i>(C1 plus C2)</i>

SUBTOTAL 1
T2 \$
(B less C – cannot be less than zero)

Early stage venture capital limited partnership tax offset D1 \$	
Early stage venture capital limited partnership tax offset carried forward from previous year D2 \$	Non-refundable carry forward tax offsets D \$
Early stage investor tax offset D3 \$	<i>(D1 plus D2 plus D3 plus D4)</i>
Early stage investor tax offset carried forward from previous year D4 \$	

SUBTOTAL 2
T3 \$
(T2 less D – cannot be less than zero)

Complying fund's franking credits tax offset E1 \$	
No-TFN tax offset E2 \$	
National rental affordability scheme tax offset E3 \$	Refundable tax offsets E \$
Exploration credit tax offset E4 \$	<i>(E1 plus E2 plus E3 plus E4)</i>

#TAX PAYABLE **T5 \$**
(T3 less E – cannot be less than zero)

Section 102AAM interest charge
G \$

Credit for interest on early payments – amount of interest	
H1 \$	
Credit for tax withheld – foreign resident withholding (excluding capital gains)	
H2 \$	
Credit for tax withheld – where ABN or TFN not quoted (non-individual)	
H3 \$	
Credit for TFN amounts withheld from payments from closely held trusts	
H5 \$	
Credit for interest on no-TFN tax offset	
H6 \$	
Credit for foreign resident capital gains withholding amounts	
H8 \$	
	Eligible credits
	H \$
	<i>(H1 plus H2 plus H3 plus H5 plus H6 plus H8)</i>

#Tax offset refunds (Remainder of refundable tax offsets)	I \$	<i>(unused amount from label E – an amount must be included even if it is zero)</i>
---	-------------	---

PAYG instalments raised
K \$
Supervisory levy
L \$
Supervisory levy adjustment for wound up funds
M \$
Supervisory levy adjustment for new funds
N \$

AMOUNT DUE OR REFUNDABLE A positive amount at S is what you owe, while a negative amount is refundable to you.	S \$	<i>(T5 plus G less H less I less K plus L less M plus N)</i>
---	-------------	--

#This is a mandatory label.

Section E: Losses

14 Losses

! If total loss is greater than \$100,000, complete and attach a *Losses schedule 2022*.

Tax losses carried forward to later income years **U \$**
 Net capital losses carried forward to later income years **V \$**

Section F: Member information

MEMBER 1

Title: Mr Mrs Miss Ms Other

Family name

First given name

Other given names

Member's TFN

See the Privacy note in the Declaration.

Day Month Year

Date of birth

Contributions

OPENING ACCOUNT BALANCE \$

I Refer to instructions for completing these labels.

- A** \$ Employer contributions
- A1** \$ ABN of principal employer
- B** \$ Personal contributions
- C** \$ CGT small business retirement exemption
- D** \$ CGT small business 15-year exemption amount
- E** \$ Personal injury election
- F** \$ Spouse and child contributions
- G** \$ Other third party contributions

- H** \$ Proceeds from primary residence disposal
- H1** \$ Receipt date / /
Day Month Year
- I** \$ Assessable foreign superannuation fund amount
- J** \$ Non-assessable foreign superannuation fund amount
- K** \$ Transfer from reserve: assessable amount
- L** \$ Transfer from reserve: non-assessable amount
- M** \$ Contributions from non-complying funds and previously non-complying funds
- T** \$ Any other contributions (including Super Co-contributions and Low Income Super Amounts)

TOTAL CONTRIBUTIONS N \$

(Sum of labels **A** to **M**)

Other transactions

- S1** \$ Accumulation phase account balance
- S2** \$ Retirement phase account balance - Non CDBIS
- S3** \$ Retirement phase account balance - CDBIS

- O** \$ Allocated earnings or losses Loss
- P** \$ Inward rollovers and transfers
- Q** \$ Outward rollovers and transfers
- R1** \$ Lump Sum payments Code
- R2** \$ Income stream payments Code

TRIS Count

CLOSING ACCOUNT BALANCE S \$

(**S1** plus **S2** plus **S3**)

Accumulation phase value **X1** \$

Retirement phase value **X2** \$

Outstanding limited recourse borrowing arrangement amount **Y** \$

MEMBER 2

Title: Mr Mrs Miss Ms Other

Family name

First given name

Other given names

Member's TFN

See the Privacy note in the Declaration.

Day Month Year

Date of birth

Contributions

OPENING ACCOUNT BALANCE \$

! Refer to instructions for completing these labels.

A \$ Employer contributions

ABN of principal employer

A1

Personal contributions

B \$

CGT small business retirement exemption

C \$

CGT small business 15-year exemption amount

D \$

Personal injury election

E \$

Spouse and child contributions

F \$

Other third party contributions

G \$

H \$ Proceeds from primary residence disposal

H1 Receipt date / /

I \$ Assessable foreign superannuation fund amount

J \$ Non-assessable foreign superannuation fund amount

K \$ Transfer from reserve: assessable amount

L \$ Transfer from reserve: non-assessable amount

M \$ Contributions from non-complying funds and previously non-complying funds

T \$ Any other contributions (including Super Co-contributions and Low Income Super Amounts)

M \$

TOTAL CONTRIBUTIONS N \$ (Sum of labels **A** to **M**)

Other transactions

S1 \$ Accumulation phase account balance

Retirement phase account balance - Non CDBIS

S2 \$

Retirement phase account balance - CDBIS

S3 \$

TRIS Count

CLOSING ACCOUNT BALANCE S \$ (**S1 plus S2 plus S3**)

O \$ Allocated earnings or losses Loss

P \$ Inward rollovers and transfers

Q \$ Outward rollovers and transfers

R1 \$ Lump Sum payments Code

R2 \$ Income stream payments Code

Accumulation phase value **X1 \$**

Retirement phase value **X2 \$**

Outstanding limited recourse borrowing arrangement amount **Y \$**

MEMBER 3

Title: Mr Mrs Miss Ms Other

Family name

First given name

Other given names

Member's TFN

See the Privacy note in the Declaration.

Day Month Year

Date of birth

Contributions

OPENING ACCOUNT BALANCE \$

Refer to instructions for completing these labels.

A \$ Employer contributions

A1 ABN of principal employer

B \$ Personal contributions

C \$ CGT small business retirement exemption

D \$ CGT small business 15-year exemption amount

E \$ Personal injury election

F \$ Spouse and child contributions

G \$ Other third party contributions

H \$ Proceeds from primary residence disposal

H1 Receipt date / /

I \$ Assessable foreign superannuation fund amount

J \$ Non-assessable foreign superannuation fund amount

K \$ Transfer from reserve: assessable amount

L \$ Transfer from reserve: non-assessable amount

M \$ Contributions from non-complying funds and previously non-complying funds

T \$ Any other contributions (including Super Co-contributions and Low Income Super Amounts)

TOTAL CONTRIBUTIONS N \$
(Sum of labels **A** to **M**)

Other transactions

S1 \$ Accumulation phase account balance
S2 \$ Retirement phase account balance - Non CDBIS
S3 \$ Retirement phase account balance - CDBIS

O \$ Allocated earnings or losses

P \$ Inward rollovers and transfers

Q \$ Outward rollovers and transfers

R1 \$ Lump Sum payments

R2 \$ Income stream payments

CLOSING ACCOUNT BALANCE S \$
(S1 plus S2 plus S3)

Accumulation phase value **X1 \$**

Retirement phase value **X2 \$**

Outstanding limited recourse borrowing arrangement amount **Y \$**

MEMBER 4

Title: Mr Mrs Miss Ms Other

Family name

First given name

Other given names

Member's TFN

See the Privacy note in the Declaration.

Date of birth Day Month Year

Contributions OPENING ACCOUNT BALANCE \$

! Refer to instructions for completing these labels.

- | | |
|--|--|
| <p>A \$ Employer contributions</p> <p>ABN of principal employer</p> <p>A1 Personal contributions</p> <p>B \$ CGT small business retirement exemption</p> <p>C \$ CGT small business 15-year exemption amount</p> <p>D \$ Personal injury election</p> <p>E \$ Spouse and child contributions</p> <p>F \$ Other third party contributions</p> <p>G \$</p> | <p>H \$ Proceeds from primary residence disposal</p> <p>H1 Receipt date Day / Month / Year</p> <p>I \$ Assessable foreign superannuation fund amount</p> <p>J \$ Non-assessable foreign superannuation fund amount</p> <p>K \$ Transfer from reserve: assessable amount</p> <p>L \$ Transfer from reserve: non-assessable amount</p> <p>M \$ Contributions from non-complying funds and previously non-complying funds</p> <p>T \$ Any other contributions (including Super Co-contributions and Low Income Super Amounts)</p> |
|--|--|

TOTAL CONTRIBUTIONS N \$ (Sum of labels **A** to **M**)

Other transactions

<p>S1 \$ Accumulation phase account balance</p> <p>S2 \$ Retirement phase account balance – Non CDBIS</p> <p>S3 \$ Retirement phase account balance – CDBIS</p>	<p>O \$ Allocated earnings or losses Loss</p> <p>P \$ Inward rollovers and transfers</p> <p>Q \$ Outward rollovers and transfers</p> <p>R1 \$ Lump Sum payments Code</p> <p>R2 \$ Income stream payments Code</p>
<p style="text-align: center;">CLOSING ACCOUNT BALANCE S \$ (S1 plus S2 plus S3)</p>	

TRIS Count

Accumulation phase value **X1 \$**

Retirement phase value **X2 \$**

Outstanding limited recourse borrowing arrangement amount **Y \$**

Section H: Assets and liabilities

15 ASSETS

15a Australian managed investments

Listed trusts **A \$**

Unlisted trusts **B \$**

Insurance policy **C \$**

Other managed investments **D \$**

15b Australian direct investments

Cash and term deposits **E \$**

Limited recourse borrowing arrangements	Debt securities F \$
Australian residential real property	Loans G \$
J1 \$	Listed shares H \$
Australian non-residential real property	Unlisted shares I \$
J2 \$	Limited recourse borrowing arrangements J \$
Overseas real property	Non-residential real property K \$
J3 \$	Residential real property L \$
Australian shares	Collectables and personal use assets M \$
J4 \$	Other assets O \$
Overseas shares	
J5 \$	
Other	
J6 \$	
Property count	
J7	

15c Other investments

Crypto-Currency **N \$**

15d Overseas direct investments

Overseas shares **P \$**

Overseas non-residential real property **Q \$**

Overseas residential real property **R \$**

Overseas managed investments **S \$**

Other overseas assets **T \$**

TOTAL AUSTRALIAN AND OVERSEAS ASSETS U \$ (Sum of labels A to T)

15e In-house assets

Did the fund have a loan to, lease to or investment in, related parties (known as in-house assets) at the end of the income year?

A No Yes **B** \$

15f Limited recourse borrowing arrangements

If the fund had an LRBA were the LRBA borrowings from a licensed financial institution? **A** No Yes

Did the members or related parties of the fund use personal guarantees or other security for the LRBA? **B** No Yes

16 LIABILITIES

Borrowings for limited recourse borrowing arrangements V1 \$	
Permissible temporary borrowings V2 \$	
Other borrowings V3 \$	
	Borrowings V \$
Total member closing account balances (total of all CLOSING ACCOUNT BALANCES from Sections F and G)	W \$
	Reserve accounts X \$
	Other liabilities Y \$
	TOTAL LIABILITIES Z \$

Section I: Taxation of financial arrangements

17 Taxation of financial arrangements (TOFA)

Total TOFA gains **H** \$

Total TOFA losses **I** \$

Section J: Other information

Family trust election status

If the trust or fund has made, or is making, a family trust election, write the four-digit **income year specified** of the election (for example, for the 2021–22 income year, write **2022**). **A**


If revoking or varying a family trust election, print **R** for revoke or print **V** for variation, and complete and attach the *Family trust election, revocation or variation 2022*. **B**

Interposed entity election status

If the trust or fund has an existing election, write the earliest income year specified. If the trust or fund is making one or more elections this year, write the earliest income year being specified and complete an *Interposed entity election or revocation 2022* for each election. **C**

If revoking an interposed entity election, print **R**, and complete and attach the *Interposed entity election or revocation 2022*. **D**

Section K: **Declarations**

 Penalties may be imposed for false or misleading information in addition to penalties relating to any tax shortfalls.

Important

Before making this declaration check to ensure that all income has been disclosed and the annual return, all attached schedules and any additional documents are true and correct in every detail. If you leave labels blank, you will have specified a zero amount or the label was not applicable to you. If you are in doubt about any aspect of the annual return, place all the facts before the ATO.

Privacy

The ATO is authorised by the *Taxation Administration Act 1953* to request the provision of tax file numbers (TFNs). We will use the TFN to identify the entity in our records. It is not an offence not to provide the TFN. However if you do not provide the TFN, the processing of this form may be delayed.

Taxation law authorises the ATO to collect information and disclose it to other government agencies. For information about your privacy go to ato.gov.au/privacy

TRUSTEE'S OR DIRECTOR'S DECLARATION:

I declare that, the current trustees and directors have authorised this annual return and it is documented as such in the SMSF's records. I have received a copy of the audit report and are aware of any matters raised therein. The information on this annual return, including any attached schedules and additional documentation is true and correct.

Authorised trustee's, director's or public officer's signature

Date Day / Month / Year

Preferred trustee or director contact details:

Title: Mr Mrs Miss Ms Other

Family name

First given name

Other given names

Phone number

Email address

Non-individual trustee name (if applicable)

ABN of non-individual trustee

Time taken to prepare and complete this annual return **Hrs**

 The Commissioner of Taxation, as Registrar of the Australian Business Register, may use the ABN and business details which you provide on this annual return to maintain the integrity of the register. For further information, refer to the instructions.

TAX AGENT'S DECLARATION:

I declare that the *Self-managed superannuation fund annual return 2022* has been prepared in accordance with information provided by the trustees, that the trustees have given me a declaration stating that the information provided to me is true and correct, and that the trustees have authorised me to lodge this annual return.

Tax agent's signature

Date Day / Month / Year

Tax agent's contact details

Title: Mr Mrs Miss Ms Other

Family name

First given name

Other given names

Tax agent's practice

Tax agent's phone number

Reference number

Tax agent number

Capital gains tax (CGT) schedule

2022

When completing this form

- Print clearly, using a black or dark blue pen only.
- Use BLOCK LETTERS and print one character in each box.

S	M	I	T	H		S	T												
---	---	---	---	---	--	---	---	--	--	--	--	--	--	--	--	--	--	--	--

- Do not use correction fluid or covering stickers.
- Sign next to any corrections with your **full signature** (not initials).

- Use in conjunction with company, trust, fund income tax return or the self-managed superannuation fund annual return.
- Refer to the *Guide to capital gains tax 2022* available on our website at ato.gov.au for instructions on how to complete this schedule.

Tax file number (TFN)

- ❗ We are authorised by law to request your TFN. You do not have to quote your TFN. However, if you don't it could increase the chance of delay or error in processing your form.

Australian business number (ABN)

Taxpayer's name

1 Current year capital gains and capital losses

	Capital gain		Capital loss
Shares in companies listed on an Australian securities exchange	A \$		K \$
Other shares	B \$		L \$
Units in unit trusts listed on an Australian securities exchange	C \$		M \$
Other units	D \$		N \$
Real estate situated in Australia	E \$		O \$
Other real estate	F \$		P \$
Amount of capital gains from a trust (including a managed fund)	G \$		
Collectables	H \$		Q \$
Other CGT assets and any other CGT events	I \$		R \$
Amount of capital gain previously deferred under transitional CGT relief for superannuation funds	S \$		
Total current year capital gains	J \$		

Add the amounts at labels **K** to **R** and write the total in item 2 label **A – Total current year capital losses**.

2 Capital lossesTotal current year capital losses **A \$**Total current year capital losses applied **B \$**Total prior year net capital losses applied **C \$**Total capital losses transferred in applied
(only for transfers involving a foreign bank branch or
permanent establishment of a foreign financial entity) **D \$**Total capital losses applied **E \$**Add amounts at **B**, **C** and **D**.

3 Unapplied net capital losses carried forwardNet capital losses from collectables carried forward to later income years **A \$**Other net capital losses carried forward to later income years **B \$**Add amounts at **A** and **B** and transfer the total
to label **V – Net capital losses carried forward
to later income years** on your tax return.

4 CGT discountTotal CGT discount applied **A \$**

5 CGT concessions for small businessSmall business active asset reduction **A \$**Small business retirement exemption **B \$**Small business rollover **C \$**Total small business concessions applied **D \$**

6 Net capital gainNet capital gain **A \$****1J less 2E less 4A less 5D** (cannot be less than
zero). Transfer the amount at **A** to label **A – Net
capital gain** on your tax return.

7 Earnout arrangements

Are you a party to an earnout arrangement? **A** Yes, as a buyer **Yes, as a seller** **No**
(Print in the appropriate box.)

! If you are a party to more than one earnout arrangement, copy and attach a separate sheet to this schedule providing the details requested here for each additional earnout arrangement.

How many years does the earnout arrangement run for? **B**

What year of that arrangement are you in? **C**

If you are the seller, what is the total estimated capital proceeds from the earnout arrangement? **D** \$

Amount of any capital gain or loss you made under your non-qualifying arrangement in the income year. **E** \$ / ^{LOSS}

! **Request for amendment**

If you received or provided a financial benefit under a look-through earnout right created in an earlier income year and you wish to seek an amendment to that earlier income year, complete the following:

Income year earnout right created **F**

Amended net capital gain or capital losses carried forward **G** \$ / ^{LOSS}

8 Other CGT information required (if applicable)

Small business 15 year exemption – exempt capital gains **A** \$ / ^{CODE}

Capital gains disregarded by a foreign resident **B** \$

Capital gains disregarded as a result of a scrip for scrip rollover **C** \$

Capital gains disregarded as a result of an inter-company asset rollover **D** \$

Capital gains disregarded by a demerging entity **E** \$

Taxpayer's declaration

! If the schedule is not lodged with the income tax return you are required to sign and date the schedule.

Important

Before making this declaration check to ensure that all the information required has been provided on this form and any attachments to this form, and that the information provided is true and correct in every detail. If you are in doubt about any aspect of the tax return, place all the facts before the ATO. The income tax law imposes heavy penalties for false or misleading statements.

Privacy

Taxation law authorises the ATO to collect information and disclose it to other government agencies. This includes personal information of the person authorised to sign the declaration. For information about your privacy go to ato.gov.au/privacy

I declare that the information on this form is true and correct.

Signature

Date

Day

Month

Year

/ /

Contact name

Daytime contact number (include area code)

Losses schedule

2022

Companies and trusts that do not join consolidated groups should complete and attach this schedule to their 2022 tax return. Superannuation funds should complete and attach this schedule to their 2022 tax return.

Print neatly in BLOCK LETTERS with a black or blue ballpoint pen only. Print one letter or number in each box. Do not use correction fluid or tape.

Place in all applicable boxes.

Refer to *Losses schedule instructions 2022*, available on our website ato.gov.au for instructions on how to complete this schedule.

Tax file number (TFN)

Name of entity

Australian business number

Part A – Losses carried forward to the 2022–23 income year – excludes film losses

1 Tax losses carried forward to later income years

Year of loss	
2021–22	B
2020–21	C
2019–20	D
2018–19	E
2017–18	F
2016–17 and earlier income years	G
Total	U

Transfer the amount at **U** to the **Tax losses carried forward to later income years** label on your tax return.

2 Net capital losses carried forward to later income years

Year of loss	
2021–22	H
2020–21	I
2019–20	J
2018–19	K
2017–18	L
2016–17 and earlier income years	M
Total	V

Transfer the amount at **V** to the **Net capital losses carried forward to later income years** label on your tax return.

Part B – Ownership and business continuity test – company and listed widely held trust only

Complete item 3 of Part B if a loss is being carried forward to later income years and the business continuity test has to be satisfied in relation to that loss.

Do not complete items 1 or 2 of Part B if, in the 2021–22 income year, no loss has been claimed as a deduction, applied against a net capital gain or, in the case of companies, losses have not been transferred in or out.

1 Whether continuity of majority ownership test passed

Note: If the entity has deducted, applied, transferred in or transferred out (as applicable) in the 2021–22 income year a loss incurred in any of the listed years, print **X** in the **Yes** or **No** box to indicate whether the entity has satisfied the continuity of majority ownership test in respect of that loss.

Year of loss			
2021–22	A	Yes	No
2020–21	B	Yes	No
2019–20	C	Yes	No
2018–19	D	Yes	No
2017–18	E	Yes	No
2016–17 and earlier income years	F	Yes	No

2 Amount of losses deducted/applied for which the continuity of majority ownership test is not passed but the business continuity test is satisfied – excludes film losses

Tax losses	G
Net capital losses	H

3 Losses carried forward for which the business continuity test must be satisfied before they can be deducted/applied in later years – excludes film losses

Tax losses	I
Net capital losses	J

4 Do current year loss provisions apply?

Is the company required to calculate its taxable income or tax loss for the year under Subdivision 165-B or its net capital gain or net capital loss for the year under Subdivision 165-CB of the *Income Tax Assessment Act 1997* (ITAA 1997)?

K Yes No

Part C – Unrealised losses – company only

Note: These questions relate to the operation of Subdivision 165-CC of ITAA 1997.

Has a changeover time occurred in relation to the company after 1.00pm by legal time in the Australian Capital Territory on 11 November 1999?

L Yes No

If you printed **X** in the **No** box at **L**, do not complete **M**, **N** or **O**.

At the changeover time did the company satisfy the maximum net asset value test under section 152-15 of ITAA 1997?

M Yes No

If you printed **X** in the **No** box at **M**, has the company determined it had an unrealised net loss at the changeover time?

N Yes No

If you printed **X** in the **Yes** box at **N**, what was the amount of unrealised net loss calculated under section 165-115E of ITAA 1997?

O

Part D – Life insurance companies

Complying superannuation class tax losses carried forward to later income years **P**

Complying superannuation net capital losses carried forward to later income years **Q**

Part E – Controlled foreign company losses

Current year CFC losses **M**

CFC losses deducted **N**

CFC losses carried forward **O**

Part F – Tax losses reconciliation statement

Balance of tax losses brought forward from the prior income year **A**

ADD Uplift of tax losses of designated infrastructure project entities **B**

SUBTRACT Net forgiven amount of debt **C**

ADD Tax loss incurred (if any) during current year **D**

ADD Tax loss amount from conversion of excess franking offsets **E**

SUBTRACT Net exempt income **F**

SUBTRACT Tax losses forgone **G**

SUBTRACT Tax losses deducted **H**

SUBTRACT Tax losses transferred out under Subdivision 170-A
(only for transfers involving a foreign bank branch or a PE of a foreign financial entity) **I**

Total tax losses carried forward to later income years **J**

Transfer the amount at **J** to the **Tax losses carried forward to later income years** label on your tax return.

If the schedule is not lodged with the income tax return you are required to sign and date the schedule.

Important

Before making this declaration check to ensure that all the information required has been provided on this form and any attachments to this form, and that the information provided is true and correct in every detail. If you are in doubt about any aspect of the tax return, place all the facts before the ATO. The income tax law imposes heavy penalties for false or misleading statements.

Privacy

Taxation law authorises the ATO to collect information and disclose it to other government agencies. This includes personal information of the person authorised to sign the declaration. For information about your privacy go to ato.gov.au/privacy

Taxpayer's declaration

I declare that the information on this form is true and correct.

Signature

Date Day / Month / Year

Contact person

Daytime contact number (include area code)

.....**Electronic Lodgment Declaration (SMSF)**

This declaration is to be completed where the tax return is to be lodged via an approved ATO electronic channel. It is the responsibility of the taxpayer to retain this declaration for a period of five years after the declaration is made, penalties may apply for failure to do so.

Privacy

The ATO is authorised by the Taxation Administration Act 1953 to request the provision of tax file numbers (TFNs). The ATO will use the TFNs to identify each partner or beneficiary or entity in our records. It is not an offence not to provide the TFNs. However, you cannot lodge your tax return electronically if you do not quote your TFN.

Taxation law authorises the ATO to collect information and disclose it to other government agencies, including personal information about the person authorised to sign the declaration. For information about privacy go to ato.gov.au/privacy

The Australian Business Register

The Commissioner of Taxation, as Registrar of the Australian Business Register, may use the ABN and business details which you provide on this tax return to maintain the integrity of the register.

Please refer to the privacy statement on the Australian Business Register (ABR) website (www.abr.gov.au) for further information - it outlines our commitment to safeguarding your details.

Electronic funds transfer - direct debit

Where you have requested an EFT direct debit some of your details will be provided to your financial institution and the Tax Office's sponsor bank to facilitate the payment of your taxation liability from your nominated account.

Tax File Number	Name of Fund	Year
-----------------	--------------	------

I authorise my tax agent to electronically transmit this tax return via an approved ATO electronic channel.

Important

Before making this declaration please check to ensure that all income has been disclosed and the tax return is true and correct in every detail. If you are in doubt about any aspect of the tax return, place all the facts before the Tax Office. The tax law provides heavy penalties for false or misleading statements on tax returns.

Declaration:

I declare that:

- ■ All the information provided to the agent for the preparation of this tax return, including any applicable schedules is true and correct; and
- ■ I authorise the agent to lodge this tax return.

Signature of Partner, Trustee, or Director

Date

/ /

ELECTRONIC FUNDS TRANSFER CONSENT

This declaration is to be completed when an electronic funds transfer (EFT) of a refund is requested and the tax return is being lodged through an approved ATO electronic channel.

This declaration must be signed by the partner, trustee, director or public officer prior to the EFT details being transmitted to the Tax Office. If you elect for an EFT, all details below must be completed.

Important: Care should be taken when completing EFT details as the payment of any refund will be made to the account specified.

5 Wt i bhBUa Y.....

.....

I authorise the refund to be deposited directly to the specified account

Signature

Date

/ /

.....Tax Agent's 8 YWUfUjcb

I declare that:

- I have prepared this tax return in accordance with the information supplied by the partner, trustee, director or public officer
- I have received a declaration made by the entity that the information provided to me for the preparation of this tax return is true and correct; and
- I am authorised by the partner, trustee, director or public officer to lodge this tax return, including any applicable schedules.

Agent's signature.....

Date

Contact name

Client Reference

Agent's Phone Number.....

HU '5 [YbhBi a VYf



2022 Client Substantiation Declaration

I **confirm** that you have advised me that I must demonstrate that I have incurred an expense for income producing purposes. In addition, you have advised me of the stringent SUBSTANTIATION legislation I must satisfy in relation to work, car and business travel expenses.

In addition, you have informed me that I must obtain original receipts and keep them for a minimum of five years from the date my return is lodged. The receipts must contain the following details:

- name of supplier;
- amount of expense;
- nature of goods and services (noting the specific type of items purchased or expenditure incurred which I am able to personally record up to the date of lodgement of my return where not adequately noted by the supplier);
- date of expense (which I am able to personally record where not noted by the supplier); and
- the date of the documents.

Penalties to apply with incorrect returns

You have also advised me that additional tax, penalties, interest and possible prosecution action may be taken against me by the ATO if I provide details which lead to an incorrect tax return being lodged.

Income from sources in and out of Australia for the year of income

You have advised me that as an Australian resident I must declare income from all sources, in **and out** of Australia, including net capital gains received, for the year of income in my tax return.

Apportionment

Where items are used for both business and private purposes, e.g., car, mobile telephone, home telephone, computer etc, I have records to verify my business usage claim. In addition, my employer will verify that it was necessary to incur such expenditure in earning my assessable income. Further, I have instructed you to prepare the return based on me being able to produce these records, if required.

Audit matters

I further confirm that:

- I. I am aware of the procedures to follow if a document is lost or destroyed;
- II. I may be required to verify any income or expense item noted in my return in the event of an ATO audit;
- III. I understand the Substantiation schedules I completed for all work, car and travel expense claims under self assessment; and
- IV. I have read and understood the return prepared for me.

I declare that:

- a. I have disclosed and you have returned all of the income, including net capital gains which I have earned/received, for the 2022 income year.
- b. All income declared, claims for deductions and tax offsets/rebates included in my return are based on my specific instructions and advice that I satisfy the relevant taxation requirements.
- c. I have all receipts or documentation necessary to substantiate the above claims and I will make them available if required by the Tax Office; and
- d. You have clarified what written evidence (including car/travel records) will be required during an audit and penalties, (including prosecution) that may be applied if incorrect claims are identified in an audit situation.

Dated the day of year

Name: Olbertz Superannuation Fund

Signature of taxpayer:

Minutes of a meeting of the Director(s)

held on 24 May 2023 at 165 Southpine Road, BRENDALE, Queensland 4500

PRESENT:	Dirk Olbertz, Kay Olbertz, Ralph Olbertz and Wolfgang Olbertz
MINUTES:	The Chair reported that the minutes of the previous meeting had been signed as a true record.
FINANCIAL STATEMENTS OF SUPERANNUATION FUND:	<p>It was resolved that the financial statements would be prepared as special purpose financial statements as, in the opinion of the directors of the Trustee Company, the Superannuation Fund is not a reporting entity and therefore is not required to comply with all Australian Accounting Standards.</p> <p>The Chair tabled the financial statements and notes to the financial statements of the Superannuation Fund in respect of the year ended 30 June 2022 and it was resolved that such statements be and are hereby adopted as tabled.</p>
TRUSTEE'S DECLARATION:	It was resolved that the trustee's declaration of the Superannuation Fund be signed.
ANNUAL RETURN:	Being satisfied that the Fund had complied with the requirements of the Superannuation Industry (Supervision) Act 1993 (SISA) and Regulations during the year ended 30 June 2022, it was resolved that the annual return be approved, signed and lodged with the Australian Taxation Office.
TRUST DEED:	The Chair tabled advice received from the Fund's legal adviser confirming that the fund's trust deed is consistent with all relevant superannuation and trust law.
INVESTMENT STRATEGY:	The allocation of the Fund's assets and the Fund's investment performance over the financial year were reviewed and found to be within the acceptable ranges outlined in the investment strategy. After considering the risk, rate of return, diversification and liquidity of the investments and the ability of the Fund to discharge its existing liabilities, it was resolved that the investment strategy continues to reflect the purposes and circumstances of the Fund and its members. Accordingly, no changes in the investment strategy were required.
INSURANCE COVER:	The trustee(s) reviewed the current life and total and permanent disability insurance coverage on offer to the members and resolved that the current insurance arrangements were appropriate for the Fund.
ALLOCATION OF INCOME:	It was resolved that the income of the Fund would be allocated to the members based on their average daily balance (an alternative allocation basis may be percentage of opening balance).
INVESTMENT ACQUISITIONS:	It was resolved to ratify the investment acquisitions throughout the financial year ended 30 June 2022.
INVESTMENT DISPOSALS:	It was resolved to ratify the investment disposals throughout the financial year ended 30 June 2022.
AUDITORS:	<p>It was resolved that</p> <p>Jon Kneeves</p> <p>of</p> <p>PO Box 203, LABRADOR, Queensland 4215</p> <p>act as auditors of the Fund for the next financial year.</p>
TAX AGENTS:	<p>It was resolved that</p> <p>Mark G W Herron</p>

Minutes of a meeting of the Director(s)

held on 24 May 2023 at 165 Southpine Road, BRENDALÉ, Queensland 4500

act as tax agents of the Fund for the next financial year.

TRUSTEE STATUS:

Each of the trustee(s) confirmed that they are qualified to act as trustee(s) of the Fund and that they are not disqualified persons as defined by s 120 of the SISA.

CLOSURE:

All resolutions for this meeting were made in accordance with the SISA and Regulations.

There being no further business the meeting then closed.

Signed as a true record –

.....

Dirk Olbertz

Chairperson

Olbertz Superannuation Fund

Members Statement

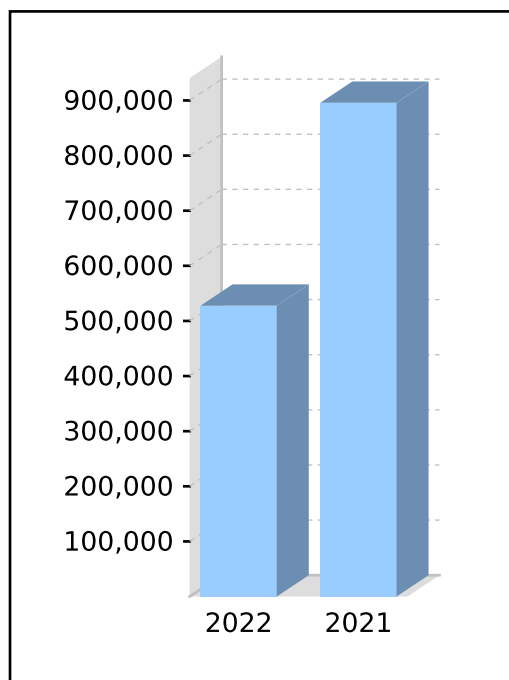
Dirk Olbertz
 10 Moogerah Court
 ALBANY CREEK, Queensland, 4035, Australia

Your Details

Date of Birth :	Provided	Nominated Beneficiaries:	N/A
Age:	56	Nomination Type:	N/A
Tax File Number:	Provided	Vested Benefits:	527,640.04
Date Joined Fund:	13/02/1997	Total Death Benefit:	3,750,436.04
Service Period Start Date:	13/02/1997		
Date Left Fund:			
Member Code:	OLBDIR00001A		
Account Start Date:	13/02/1997		
Account Phase:	Accumulation Phase		
Account Description:	Accumulation		

Your Balance

Total Benefits	527,640.04
<u>Preservation Components</u>	
Preserved	527,274.05
Unrestricted Non Preserved	
Restricted Non Preserved	365.99
<u>Tax Components</u>	
Tax Free	252,395.49
Taxable	275,244.55
Investment Earnings Rate	-55.74%



Your Detailed Account Summary

	This Year	Last Year
Opening balance at 01/07/2021	895,767.90	865,857.65
<u>Increases to Member account during the period</u>		
Employer Contributions		
Personal Contributions (Concessional)	27,500.00	
Personal Contributions (Non Concessional)	110,000.00	
Government Co-Contributions		
Other Contributions		
Proceeds of Insurance Policies		
Transfers In		
Net Earnings	(494,507.51)	39,740.58
Internal Transfer In		
<u>Decreases to Member account during the period</u>		
Pensions Paid		
Contributions Tax	4,125.00	
Income Tax	6,995.35	988.61
No TFN Excess Contributions Tax		
Excess Contributions Tax		
Refund Excess Contributions		
Division 293 Tax		
Insurance Policy Premiums Paid		8,841.72
Management Fees		
Member Expenses		
Benefits Paid/Transfers Out		
Superannuation Surcharge Tax		
Internal Transfer Out		
Closing balance at 30/06/2022	527,640.04	895,767.90

Olbertz Superannuation Fund

Members Statement

Trustee's Disclaimer

This statement has been prepared by the Trustee for the member whose name appears at the top of this statement. Every effort has been made by the Trustee to ensure the accuracy and completeness of this Statement. The Trustee does not accept any liability for any error, omission or misprint. All amounts shown in relation to benefits do not take into account any amounts which may be withheld to satisfy the requirements imposed by the Income Tax Assessment Act 1936.

Signed by all the trustees of the fund

Dirk Olbertz
Director

Kay Olbertz
Director

Ralph Olbertz
Director

Wolfgang Olbertz
Director

Olbertz Superannuation Fund Members Statement

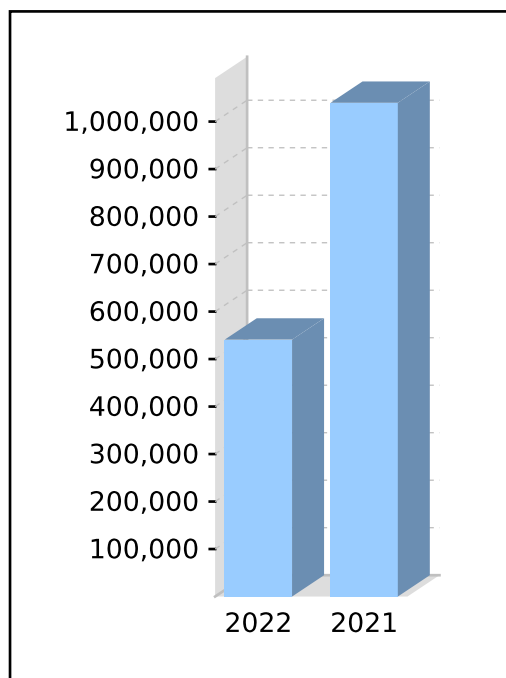
Ralph Olbertz
4 Oltrarno Place
BRIDGEMAN DOWNS, Queensland, 4035, Australia

Your Details

Date of Birth :	Provided	Nominated Beneficiaries:	N/A
Age:	54	Nomination Type:	N/A
Tax File Number:	Provided	Vested Benefits:	540,970.52
Date Joined Fund:	13/02/1997	Total Death Benefit:	3,763,766.52
Service Period Start Date:	13/02/1997		
Date Left Fund:			
Member Code:	OLBRAL00001A		
Account Start Date:	13/02/1997		
Account Phase:	Accumulation Phase		
Account Description:	Accumulation		

Your Balance

Total Benefits	540,970.52
<u>Preservation Components</u>	
Preserved	540,604.53
Unrestricted Non Preserved	
Restricted Non Preserved	365.99
<u>Tax Components</u>	
Tax Free	391,283.68
Taxable	149,686.84
Investment Earnings Rate	-55.75%



Your Detailed Account Summary

	This Year	Last Year
Opening balance at 01/07/2021	1,039,582.81	1,003,695.57
<u>Increases to Member account during the period</u>		
Employer Contributions		
Personal Contributions (Concessional)	27,500.00	
Personal Contributions (Non Concessional)	110,000.00	
Government Co-Contributions		
Other Contributions		
Proceeds of Insurance Policies		
Transfers In		
Net Earnings	(623,173.27)	46,087.26
Internal Transfer In		
<u>Decreases to Member account during the period</u>		
Pensions Paid		
Contributions Tax	4,125.00	
Income Tax	8,814.02	1,358.30
No TFN Excess Contributions Tax		
Excess Contributions Tax		
Refund Excess Contributions		
Division 293 Tax		
Insurance Policy Premiums Paid		8,841.72
Management Fees		
Member Expenses		
Benefits Paid/Transfers Out		
Superannuation Surcharge Tax		
Internal Transfer Out		
Closing balance at 30/06/2022	540,970.52	1,039,582.81

Olbertz Superannuation Fund

Members Statement

Trustee's Disclaimer

This statement has been prepared by the Trustee for the member whose name appears at the top of this statement. Every effort has been made by the Trustee to ensure the accuracy and completeness of this Statement. The Trustee does not accept any liability for any error, omission or misprint. All amounts shown in relation to benefits do not take into account any amounts which may be withheld to satisfy the requirements imposed by the Income Tax Assessment Act 1936.

Signed by all the trustees of the fund

Dirk Olbertz
Director

Kay Olbertz
Director

Ralph Olbertz
Director

Wolfgang Olbertz
Director

Olbertz Superannuation Fund

Members Statement

Wolfgang Olbertz
 41 Constance Court
 NEWPORT WATERWAYS , Queensland, 4020, Australia

Your Details

Your Details		Nominated Beneficiaries:	N/A
Date of Birth :	Provided	Nomination Type:	N/A
Age:	85	Vested Benefits:	72,812.90
Tax File Number:	Provided	Total Death Benefit:	72,812.90
Date Joined Fund:	13/02/1997		
Service Period Start Date:	13/02/1997		
Date Left Fund:			
Member Code:	OLBWOL00001A		
Account Start Date:	13/02/1997		
Account Phase:	Accumulation Phase		
Account Description:	Accumulation		

Your Balance

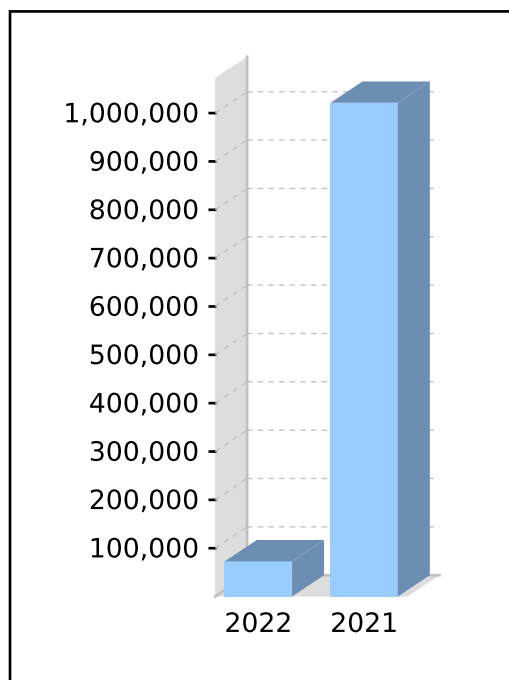
Total Benefits 72,812.90

Preservation Components

Preserved
 Unrestricted Non Preserved 72,812.90
 Restricted Non Preserved

Tax Components

Tax Free
 Taxable 72,812.90
 Investment Earnings Rate -55.69%



Your Detailed Account Summary

	This Year	Last Year
Opening balance at 01/07/2021	1,021,319.74	978,855.28
<u>Increases to Member account during the period</u>		
Employer Contributions		
Personal Contributions (Concessional)		
Personal Contributions (Non Concessional)		
Government Co-Contributions		
Other Contributions		
Proceeds of Insurance Policies		
Transfers In		
Net Earnings	(90,230.02)	45,090.98
Internal Transfer In		
<u>Decreases to Member account during the period</u>		
Pensions Paid		
Contributions Tax		
Income Tax	1,276.82	2,626.52
No TFN Excess Contributions Tax		
Excess Contributions Tax		
Refund Excess Contributions		
Division 293 Tax		
Insurance Policy Premiums Paid		
Management Fees		
Member Expenses		
Benefits Paid/Transfers Out		
Superannuation Surcharge Tax		
Internal Transfer Out	857,000.00	
Closing balance at 30/06/2022	72,812.90	1,021,319.74

Olbertz Superannuation Fund

Members Statement

Trustee's Disclaimer

This statement has been prepared by the Trustee for the member whose name appears at the top of this statement. Every effort has been made by the Trustee to ensure the accuracy and completeness of this Statement. The Trustee does not accept any liability for any error, omission or misprint. All amounts shown in relation to benefits do not take into account any amounts which may be withheld to satisfy the requirements imposed by the Income Tax Assessment Act 1936.

Signed by all the trustees of the fund

Dirk Olbertz
Director

Kay Olbertz
Director

Ralph Olbertz
Director

Wolfgang Olbertz
Director

Olbertz Superannuation Fund

Members Statement

Wolfgang Olbertz
 41 Constance Court
 NEWPORT WATERWAYS , Queensland, 4020, Australia

Your Details

Your Details		Nominated Beneficiaries:	Kay Olbertz
Date of Birth :	Provided	Nomination Type:	N/A
Age:	85	Vested Benefits:	356,994.67
Tax File Number:	Provided	Total Death Benefit:	356,994.67
Date Joined Fund:	13/02/1997		
Service Period Start Date:	13/02/1997		
Date Left Fund:			
Member Code:	OLBWOL00005P		
Account Start Date:	01/07/2021		
Account Phase:	Retirement Phase		
Account Description:	Account Based Pension		

Your Balance

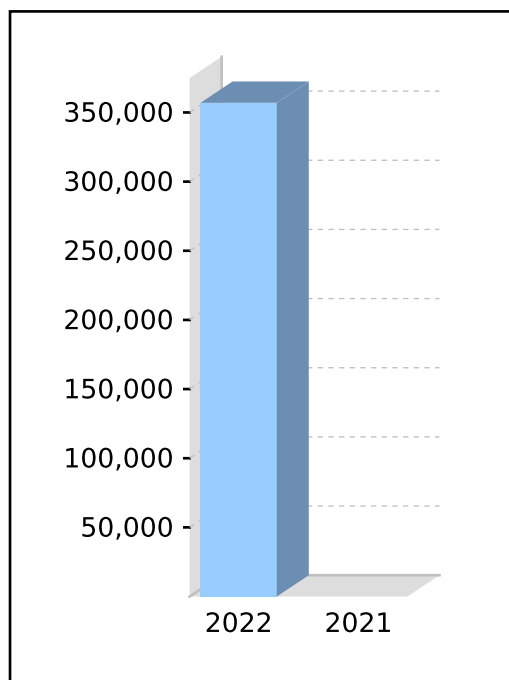
Total Benefits 356,994.67

Preservation Components

Preserved
 Unrestricted Non Preserved 356,994.67
 Restricted Non Preserved

Tax Components

Tax Free (0.00%)
 Taxable 356,994.67
 Investment Earnings Rate -54.99%



Your Detailed Account Summary

	This Year	Last Year
Opening balance at 01/07/2021		
<u>Increases to Member account during the period</u>		
Employer Contributions		
Personal Contributions (Concessional)		
Personal Contributions (Non Concessional)		
Government Co-Contributions		
Other Contributions		
Proceeds of Insurance Policies		
Transfers In		
Net Earnings	(470,005.33)	
Internal Transfer In	857,000.00	
<u>Decreases to Member account during the period</u>		
Pensions Paid	30,000.00	
Contributions Tax		
Income Tax		
No TFN Excess Contributions Tax		
Excess Contributions Tax		
Refund Excess Contributions		
Division 293 Tax		
Insurance Policy Premiums Paid		
Management Fees		
Member Expenses		
Benefits Paid/Transfers Out		
Superannuation Surcharge Tax		
Internal Transfer Out		
Closing balance at 30/06/2022	356,994.67	0.00

Olbertz Superannuation Fund

Members Statement

Trustee's Disclaimer

This statement has been prepared by the Trustee for the member whose name appears at the top of this statement. Every effort has been made by the Trustee to ensure the accuracy and completeness of this Statement. The Trustee does not accept any liability for any error, omission or misprint. All amounts shown in relation to benefits do not take into account any amounts which may be withheld to satisfy the requirements imposed by the Income Tax Assessment Act 1936.

Signed by all the trustees of the fund

Dirk Olbertz
Director

Kay Olbertz
Director

Ralph Olbertz
Director

Wolfgang Olbertz
Director

Olbertz Superannuation Fund

Members Statement

Kay Olbertz
 41 Constance Court
 NEWPORT WATERWAYS , Queensland, 4020, Australia

Your Details

Your Details		Nominated Beneficiaries:	N/A
Date of Birth :	Provided	Nomination Type:	N/A
Age:	78	Vested Benefits:	94,576.83
Tax File Number:	Provided	Total Death Benefit:	94,576.83
Date Joined Fund:	13/02/1997		
Service Period Start Date:	13/02/1997		
Date Left Fund:			
Member Code:	OLBKAY00001A		
Account Start Date:	13/02/1997		
Account Phase:	Accumulation Phase		
Account Description:	Accumulation		

Your Balance

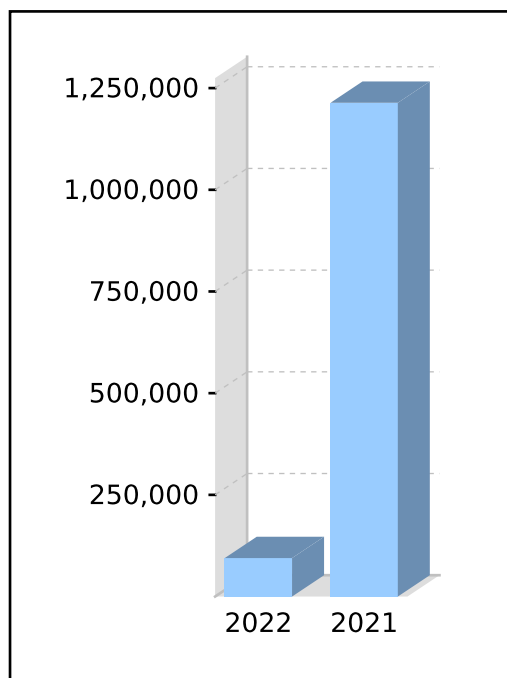
Total Benefits 94,576.83

Preservation Components

Preserved
 Unrestricted Non Preserved 94,576.83
 Restricted Non Preserved

Tax Components

Tax Free
 Taxable 94,576.83
 Investment Earnings Rate -55.78%



Your Detailed Account Summary

	This Year	Last Year
Opening balance at 01/07/2021	1,213,890.56	1,163,433.62
<u>Increases to Member account during the period</u>		
Employer Contributions		
Personal Contributions (Concessional)		
Personal Contributions (Non Concessional)		
Government Co-Contributions		
Other Contributions		
Proceeds of Insurance Policies		
Transfers In		
Net Earnings	(117,650.67)	53,577.81
Internal Transfer In		
<u>Decreases to Member account during the period</u>		
Pensions Paid		
Contributions Tax		
Income Tax	1,663.06	3,120.87
No TFN Excess Contributions Tax		
Excess Contributions Tax		
Refund Excess Contributions		
Division 293 Tax		
Insurance Policy Premiums Paid		
Management Fees		
Member Expenses		
Benefits Paid/Transfers Out		
Superannuation Surcharge Tax		
Internal Transfer Out	1,000,000.00	
Closing balance at 30/06/2022	94,576.83	1,213,890.56

Olbertz Superannuation Fund

Members Statement

Trustee's Disclaimer

This statement has been prepared by the Trustee for the member whose name appears at the top of this statement. Every effort has been made by the Trustee to ensure the accuracy and completeness of this Statement. The Trustee does not accept any liability for any error, omission or misprint. All amounts shown in relation to benefits do not take into account any amounts which may be withheld to satisfy the requirements imposed by the Income Tax Assessment Act 1936.

Signed by all the trustees of the fund

Dirk Olbertz
Director

Kay Olbertz
Director

Ralph Olbertz
Director

Wolfgang Olbertz
Director

Olbertz Superannuation Fund

Members Statement

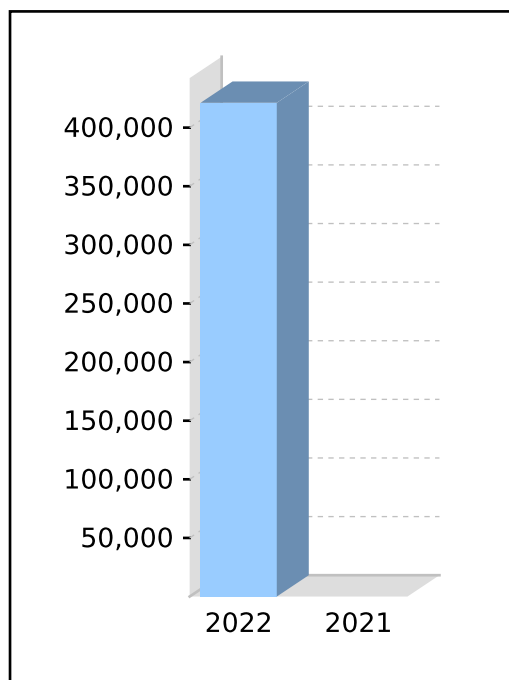
Kay Olbertz
 41 Constance Court
 NEWPORT WATERWAYS , Queensland, 4020, Australia

Your Details

Your Details		Nominated Beneficiaries:	Wolfgang Olbertz
Date of Birth :	Provided	Nomination Type:	N/A
Age:	78	Vested Benefits:	421,191.39
Tax File Number:	Provided	Total Death Benefit:	421,191.39
Date Joined Fund:	13/02/1997		
Service Period Start Date:	13/02/1997		
Date Left Fund:			
Member Code:	OLBKAY00007P		
Account Start Date:	01/07/2021		
Account Phase:	Retirement Phase		
Account Description:	Account Based Pension		

Your Balance

Total Benefits	421,191.39
<u>Preservation Components</u>	
Preserved	
Unrestricted Non Preserved	421,191.39
Restricted Non Preserved	
<u>Tax Components</u>	
Tax Free (0.00%)	
Taxable	421,191.39
Investment Earnings Rate	-55.01%



Your Detailed Account Summary

	This Year	Last Year
Opening balance at 01/07/2021		
<u>Increases to Member account during the period</u>		
Employer Contributions		
Personal Contributions (Concessional)		
Personal Contributions (Non Concessional)		
Government Co-Contributions		
Other Contributions		
Proceeds of Insurance Policies		
Transfers In		
Net Earnings	(548,808.61)	
Internal Transfer In	1,000,000.00	
<u>Decreases to Member account during the period</u>		
Pensions Paid	30,000.00	
Contributions Tax		
Income Tax		
No TFN Excess Contributions Tax		
Excess Contributions Tax		
Refund Excess Contributions		
Division 293 Tax		
Insurance Policy Premiums Paid		
Management Fees		
Member Expenses		
Benefits Paid/Transfers Out		
Superannuation Surcharge Tax		
Internal Transfer Out		
Closing balance at 30/06/2022	421,191.39	0.00

Olbertz Superannuation Fund

Members Statement

Trustee's Disclaimer

This statement has been prepared by the Trustee for the member whose name appears at the top of this statement. Every effort has been made by the Trustee to ensure the accuracy and completeness of this Statement. The Trustee does not accept any liability for any error, omission or misprint. All amounts shown in relation to benefits do not take into account any amounts which may be withheld to satisfy the requirements imposed by the Income Tax Assessment Act 1936.

Signed by all the trustees of the fund

Dirk Olbertz
Director

Kay Olbertz
Director

Ralph Olbertz
Director

Wolfgang Olbertz
Director

Olbertz Superannuation Fund

Trial Balance

As at 30 June 2022

Last Year	Code	Account Name	Units	Debits \$	Credits \$
	23800	Distributions Received			
(5,405.74)	23800/AAA.AX	Betashares Australian High Interest Cash Etf			12,245.92
(10,128.00)	23800/AGENO2	Arrowstreet Global Equity No. 2 Fund - Class I			4,101.67
(233.02)	23800/APA.AX1	APA Group			
(1,137.05)	23800/BEG1275AU	Fixed Income Strategy 2			206.03
(7,073.87)	23800/BEG1488AU	Global Systematic Equities Fund			2,513.62
(6,081.80)	23800/BEG8635AU	Multi Strategy Alternative Fund			536.17
(280.73)	23800/CHN3749AU	CC JCB Active Bond Fund - Class B			53.71
(42.75)	23800/CIP.AX	Centuria Industrial Reit			
(196.05)	23800/DXS.AX	Dexus			
(418.29)	23800/ETL0018AU1	PIMCO Global Bond Fd - Ws Class			78.75
(2,482.12)	23800/ETL0171AU	AXA IM Sustainable Equity Fund			2,389.76
(1,912.39)	23800/ETL0172AU	MFS Concentrated Gbl Equ Tr (Ins)			1,581.78
(130.38)	23800/GMG.AX	Goodman Group			
(136.88)	23800/GPT.AX1	GPT Group			
(344.77)	23800/HOW8743AU	Kapstream Abs Ret Inc PI Fd - CI I			311.43
(703.18)	23800/IOF0145AU1	Janus Henderson Tactical Income			894.63
(2,247.91)	23800/LAM0044AU	Freehold Australian Property Fund			5,908.17
(228.03)	23800/LLC.AX1	Lendlease Group			
(498.10)	23800/MGE0001AU	Magellan Global Fd			
(67.82)	23800/MGR.AX	Mirvac Group			
(578.97)	23800/PPL8808AU	Antares Diversified Fixed Income			117.50
(1,795.25)	23800/PRM8256AU	Mutual Credit Fund			2,276.57
(82.60)	23800/SCG.AX1	Scentre Group			
(49.48)	23800/SCP.AX1	Shopping Centres Australasia Property Group			
(718.99)	23800/SSB3825AU	Western Asset Gbl Bnd			199.89
(76.20)	23800/TCL.AX2	Transurban Group			
(38,223.85)	23800/TFUT	The Fortune Unit Trust			65,750.00
(2,341.73)	23800/TGP0034AU	ClrBrge RARE Infrast Vlue Fd Unhdd			3,844.21

Olbertz Superannuation Fund

Trial Balance

As at 30 June 2022

Last Year	Code	Account Name	Units	Debits	Credits
				\$	\$
(266.03)	23800/WHT2080AU	Resolution Capital Glb Prop Sec CIB			2,411.28
(212.15)	23800/WPR.AX	Waypoint Reit			
	23900	Dividends Received			
(38.00)	23900/ALL.AX	Aristocrat Leisure Limited			155.97
(137.07)	23900/ALQ.AX	Als Limited			276.20
	23900/ANZ.AX	Australia And New Zealand Banking Group Limited			159.60
(1,572.95)	23900/BHP.AX	BHP Group Limited			9,319.06
	23900/CBA.AX	Commonwealth Bank Of Australia.			227.75
(310.31)	23900/COL.AX	Coles Group Limited.			159.88
(328.21)	23900/CPU.AX	Computershare Limited.			335.11
	23900/CSL.AX	CSL Limited			215.67
(90.92)	23900/CWY.AX	Cleanaway Waste Management Limited			29.63
(146.38)	23900/DMP.AX	Domino's Pizza Enterprises Ltd			101.60
	23900/EDV.AX	Endeavour Group Limited			113.25
(299.92)	23900/IRE.AX	Iress Limited			281.52
(164.60)	23900/JHX.AX	James Hardie Industries Plc			102.99
	23900/LLC.AX1	Lendlease Group			241.39
(463.95)	23900/MQG.AX	Macquarie Group Limited			785.95
(731.10)	23900/NAB.AX	National Australia Bank Limited			1,299.85
	23900/QBE.AX	QBE Insurance Group Limited			327.05
(152.45)	23900/QUB.AX	Qube Holdings Limited			228.09
(93.06)	23900/REA.AX	REA Group Ltd			
(455.31)	23900/RIO.AX	Rio Tinto Limited			658.87
(62.35)	23900/S32.AX	South32 Limited			559.69
(199.70)	23900/SEK.AX	Seek Limited			167.22
	23900/SKC.AX	Skycity Entertainment Group Limited			129.53
(334.64)	23900/SUN.AX	Suncorp Group Limited			751.89
(299.10)	23900/TAH.AX	Tabcorp Holdings Limited			469.97
(487.84)	23900/TLS.AX	Telstra Corporation Limited.			698.32

Olbertz Superannuation Fund

Trial Balance

As at 30 June 2022

Last Year	Code	Account Name	Units	Debits \$	Credits \$
(33.60)	23900/TPG.AX	TPG Telecom Limited.			87.78
(89.12)	23900/TWE.AX	Treasury Wine Estates Limited			
	23900/VUK.AX	Virgin Money Uk Plc			30.43
(300.20)	23900/WES.AX	Wesfarmers Limited			
(269.24)	23900/WPL.AX	Woodside Petroleum Ltd			1,193.23
	24200	Contributions			
	24200/OLBDIR00001A	(Contributions) Olbertz, Dirk - Accumulation			137,500.00
	24200/OLBRAL00001A	(Contributions) Olbertz, Ralph - Accumulation			137,500.00
(117,590.89)	24700	Changes in Market Values of Investments		2,450,054.64	
	25000	Interest Received			
(107.84)	25000/EncircleManagedInv	Encircle Managed Investment Account			50.68
(624.98)	25600	Other Income			1,960.24
	28000	Rental Income			
(269.56)	28000/40-Foot	40-Foot Shipping Containers			564.50
11,522.94	30100	Accountancy Fees		12,276.64	
777.00	30400	ATO Supervisory Levy		259.00	
685.00	30700	Auditor's Remuneration		686.00	
	30800	ASIC Fees		549.00	
3.70	31500	Bank Charges			
15,764.40	36100	Investment Management Fees		15,358.40	
69.68	37700	Interest Paid - ATO General Interest		599.99	
	39000	Life Insurance Premiums			
8,841.72	39000/OLBDIR00001A	(Life Insurance Premiums) Olbertz, Dirk - Accumulation			
8,841.72	39000/OLBRAL00001A	(Life Insurance Premiums) Olbertz, Ralph - Accumulation			
	41600	Pensions Paid			
	41600/OLBKAY00007P	(Pensions Paid) Olbertz, Kay - Pension (Account Based Pension)		30,000.00	
	41600/OLBWOL00005P	(Pensions Paid) Olbertz, Wolfgang - Pension (Account Based Pension)		30,000.00	
4,522.37	48500	Income Tax Expense		18,694.99	
158,718.89	49000	Profit/Loss Allocation Account			2,156,374.66

Olbertz Superannuation Fund

Trial Balance

As at 30 June 2022

Last Year	Code	Account Name	Units	Debits \$	Credits \$
	50010	Opening Balance			
(865,857.65)	50010/OLBDIR00001A	(Opening Balance) Olbertz, Dirk - Accumulation			895,767.90
(1,163,433.62)	50010/OLBKAY00001A	(Opening Balance) Olbertz, Kay - Accumulation			1,213,890.56
(1,003,695.57)	50010/OLBRAL00001A	(Opening Balance) Olbertz, Ralph - Accumulation			1,039,582.81
(978,855.28)	50010/OLBWOL00001A	(Opening Balance) Olbertz, Wolfgang - Accumulation			1,021,319.74
	52420	Contributions			
	52420/OLBDIR00001A	(Contributions) Olbertz, Dirk - Accumulation			137,500.00
	52420/OLBRAL00001A	(Contributions) Olbertz, Ralph - Accumulation			137,500.00
	53100	Share of Profit/(Loss)			
(39,740.58)	53100/OLBDIR00001A	(Share of Profit/(Loss)) Olbertz, Dirk - Accumulation	494,507.51		
(53,577.81)	53100/OLBKAY00001A	(Share of Profit/(Loss)) Olbertz, Kay - Accumulation	117,650.67		
	53100/OLBKAY00007P	(Share of Profit/(Loss)) Olbertz, Kay - Pension (Account Based Pension)	548,808.61		
(46,087.26)	53100/OLBRAL00001A	(Share of Profit/(Loss)) Olbertz, Ralph - Accumulation	623,173.27		
(45,090.98)	53100/OLBWOL00001A	(Share of Profit/(Loss)) Olbertz, Wolfgang - Accumulation	90,230.02		
	53100/OLBWOL00005P	(Share of Profit/(Loss)) Olbertz, Wolfgang - Pension (Account Based Pension)	470,005.33		
	53330	Income Tax			
988.61	53330/OLBDIR00001A	(Income Tax) Olbertz, Dirk - Accumulation	6,995.35		
3,120.87	53330/OLBKAY00001A	(Income Tax) Olbertz, Kay - Accumulation	1,663.06		
1,358.30	53330/OLBRAL00001A	(Income Tax) Olbertz, Ralph - Accumulation	8,814.02		
2,626.52	53330/OLBWOL00001A	(Income Tax) Olbertz, Wolfgang - Accumulation	1,276.82		
	53800	Contributions Tax			
	53800/OLBDIR00001A	(Contributions Tax) Olbertz, Dirk - Accumulation	4,125.00		
	53800/OLBRAL00001A	(Contributions Tax) Olbertz, Ralph - Accumulation	4,125.00		
	53920	Life Insurance Premiums			
8,841.72	53920/OLBDIR00001A	(Life Insurance Premiums) Olbertz, Dirk - Accumulation			0.00
8,841.72	53920/OLBRAL00001A	(Life Insurance Premiums) Olbertz, Ralph - Accumulation			0.00

Olbertz Superannuation Fund

Trial Balance

As at 30 June 2022

Last Year	Code	Account Name	Units	Debits \$	Credits \$
	54160	Pensions Paid			
	54160/OLBKAY00007P	(Pensions Paid) Olbertz, Kay - Pension (Account Based Pension)		30,000.00	
	54160/OLBWOL00005 P	(Pensions Paid) Olbertz, Wolfgang - Pension (Account Based Pension)		30,000.00	
	56100	Internal Transfers In			
	56100/OLBKAY00007P	(Internal Transfers In) Olbertz, Kay - Pension (Account Based Pension)			1,000,000.00
	56100/OLBWOL00005 P	(Internal Transfers In) Olbertz, Wolfgang - Pension (Account Based Pension)			857,000.00
	57100	Internal Transfers Out			
	57100/OLBKAY00001A	(Internal Transfers Out) Olbertz, Kay - Accumulation	1,000,000.00		
	57100/OLBWOL00001 A	(Internal Transfers Out) Olbertz, Wolfgang - Accumulation	857,000.00		
	60400	Bank Accounts			
33,908.71	60400/EncircleManage dInv	Encircle Managed Investment Account		41,175.43	
258,059.66	60400/NABCA	NAB Cash Acc 401287452		445,999.01	
	61800	Distributions Receivable			
5,405.74	61800/AAA.AX	Betashares Australian High Interest Cash Etf		12,245.92	
9,917.67	61800/AGENO2	Arrowstreet Global Equity No. 2 Fund - Class I		4,101.67	
1,124.31	61800/BEG1275AU	Fixed Income Strategy 2		1.72	
7,073.87	61800/BEG1488AU	Global Systematic Equities Fund		2,513.62	
6,081.80	61800/BEG8635AU	Multi Strategy Alternative Fund		536.17	
66.70	61800/CHN3749AU	CC JCB Active Bond Fund - Class B			0.00
18.21	61800/ETL0018AU1	PIMCO Global Bond Fd - Ws Class		42.54	
2,482.12	61800/ETL0171AU	AXA IM Sustainable Equity Fund		2,389.76	
1,912.39	61800/ETL0172AU	MFS Concentrated Gbl Equ Tr (Ins)		1,581.78	
56.41	61800/HOW8743AU	Kapstream Abs Ret Inc PI Fd - CI I		84.46	
371.13	61800/IOF0145AU1	Janus Henderson Tactical Income		684.05	
1,463.68	61800/LAM0044AU	Freehold Australian Property Fund		1,802.66	
52.68	61800/LLC.AX1	Lendlease Group		73.12	
166.36	61800/PPL8808AU	Antares Diversified Fixed Income		8.40	
546.52	61800/PRM8256AU	Mutual Credit Fund		525.37	

Olbertz Superannuation Fund

Trial Balance

As at 30 June 2022

Last Year	Code	Account Name	Units	Debits \$	Credits \$
182.62	61800/SSB3825AU	Western Asset Glb Bnd			0.00
38,222.85	61800/TFUT	The Fortune Unit Trust		65,750.04	
922.37	61800/TGP0034AU	ClrBrge RARE Infrast Vlue Fd Unhdd		1,744.35	
64.81	61800/WHT2080AU	Resolution Capital Glb Prop Sec CIB		1,246.11	
	61850	Unsettled Trades			
728.04	61850/ALL	Aristocrat Leisure Limited			0.00
2,279.78	61850/CBA	Commonwealth Bank Australia			0.00
(1,400.98)	61850/NAB	National Australia Bank			0.00
1,203.23	61850/VUK	Virgin Money Uk Plc			0.00
(1,720.89)	61850/WPL	Woodside Petroleum Ltd			0.00
47.40	68000	Sundry Debtors		4,282.58	
	74700	Managed Investments (Australian)			
71,934.18	74700/AGENO2	Arrowstreet Global Equity No. 2 Fund - Class I	56,142.2044	60,352.87	
18,990.14	74700/BEG1275AU	Fixed Income Strategy 2	22,582.5413	18,799.97	
72,130.46	74700/BEG1488AU	Global Systematic Equities Fund	49,432.1389	59,199.93	
84,835.80	74700/BEG8635AU	Multi Strategy Alternative Fund	84,289.6942	96,166.11	
97,986.38	74700/BSC0004AU	Custom Portfolio Sol Glb Gwth Fd	95,310.7653	74,114.60	
18,953.03	74700/CHN3749AU	CC JCB Active Bond Fund - Class B	21,286.2532	19,129.96	
14,128.52	74700/ETL0018AU1	PIMCO Global Bond Fd - Ws Class	15,896.4801	14,181.25	
71,943.31	74700/ETL0171AU	AXA IM Sustainable Equity Fund	41,983.0085	60,854.37	
53,656.04	74700/ETL0172AU	MFS Concentrated Gbl Equ Tr (Ins)	14,598.8303	45,596.53	
14,075.93	74700/HOW8743AU	Kapstream Abs Ret Inc PI Fd - CI I	14,506.9252	14,493.87	
23,449.07	74700/IOF0145AU1	Janus Henderson Tactical Income	23,785.1795	23,970.70	
108,936.13	74700/LAM0044AU	Freehold Australian Property Fund	88,535.5747	106,092.18	
12,680.09	74700/PCOINV	Packer & Co Investigator Trust	0.0000		0.00
37,734.45	74700/PPL8808AU	Antares Diversified Fixed Income	42,017.4123	38,130.38	
94,144.94	74700/PRM8256AU	Mutual Credit Fund	96,305.1371	96,271.43	
14,212.30	74700/SSB3825AU	Western Asset Glb Bnd	16,021.4668	14,176.59	
45,104.71	74700/TGP0034AU	ClrBrge RARE Infrast Vlue Fd Unhdd	32,418.0863	44,153.43	

Olbertz Superannuation Fund

Trial Balance

As at 30 June 2022

Last Year	Code	Account Name	Units	Debits \$	Credits \$
15,669.83	74700/WHT2080AU	Resolution Capital Glb Prop Sec CIB	14,285.5682	14,207.00	
	76000	Other Assets			
266,360.77	76000/40-Foot	40-Foot Shipping Containers	61.0000	290,680.86	
	77600	Shares in Listed Companies (Australian)			
16,288.02	77600/ALL.AX	Aristocrat Leisure Limited	457.0000	15,711.66	
13,379.04	77600/ALQ.AX	Als Limited	893.0000	9,537.24	
33,999.00	77600/BHP.AX	BHP Group Limited	1,026.0000	42,322.50	
6,391.68	77600/CBA.AX	Commonwealth Bank Of Australia.	0.0000		0.00
9,758.39	77600/COL.AX	Coles Group Limited.	0.0000		0.00
12,607.40	77600/CPU.AX	Computershare Limited.	543.0000	13,379.52	
4,848.23	77600/CSL.AX	CSL Limited	126.0000	33,901.56	
3,329.04	77600/CWY.AX	Cleanaway Waste Management Limited	0.0000		0.00
9,881.82	77600/DMP.AX	Domino's Pizza Enterprises Ltd	92.0000	6,256.00	
	77600/EDV.AX	Endeavour Group Limited	1,074.0000	8,130.18	
7,900.92	77600/IRE.AX	Iress Limited	612.0000	7,044.12	
12,630.33	77600/JHX.AX	James Hardie Industries Plc	0.0000		0.00
19,553.75	77600/MQG.AX	Macquarie Group Limited	108.0000	17,767.08	
25,931.58	77600/NAB.AX	National Australia Bank Limited	1,065.0000	29,170.35	
10,703.68	77600/QBE.AX	QBE Insurance Group Limited	1,179.0000	14,324.85	
10,296.16	77600/QUB.AX	Qube Holdings Limited	2,604.0000	7,108.92	
3,887.69	77600/REA.AX	REA Group Ltd	0.0000		0.00
3,799.20	77600/RIO.AX	Rio Tinto Limited	95.0000	9,756.50	
11,160.37	77600/S32.AX	South32 Limited	2,301.0000	9,065.94	
11,764.70	77600/SEK.AX	Seek Limited	426.0000	8,946.00	
6,220.50	77600/SKC.AX	Skycity Entertainment Group Limited	1,914.0000	5,072.10	
11,765.49	77600/SUN.AX	Suncorp Group Limited	1,059.0000	11,627.82	
18,539.22	77600/TAH.AX	Tabcorp Holdings Limited	3,335.0000	3,551.78	
	77600/TLC.AX	The Lottery Corporation Limited	3,335.0000	15,074.20	
17,912.64	77600/TLS.AX	Telstra Corporation Limited.	4,620.0000	17,787.00	

Olbertz Superannuation Fund

Trial Balance

As at 30 June 2022

Last Year	Code	Account Name	Units	Debits \$	Credits \$
2,804.48	77600/TPG.AX	TPG Telecom Limited.	734.0000	4,381.98	
5,880.64	77600/VUK.AX	Virgin Money Uk Plc	0.0000		0.00
	77600/WDS.AX	Woodside Energy Group Ltd	803.0000	25,567.52	
	77600/WOR.AX	Worley Limited	475.0000	6,764.00	
12,926.22	77600/WPL.AX	Woodside Petroleum Ltd	0.0000		0.00
	78000	Stapled Securities			
13,396.74	78000/LLC.AX1	Lendlease Group	1,381.0000	12,580.91	
	78400	Units in Unlisted Unit Trusts (Australian)			
2,373,394.76	78400/TFUT	The Fortune Unit Trust	1,154,167.180		0.00
	83150	Unsettled Trades			
(3,380.73)	83150/40-Foot	40-Foot Shipping Containers			2,853.18
4,504.63	85000	Income Tax Payable/Refundable		12,697.01	
(3,009.00)	86000	PAYG Payable			7,848.00
(24,668.85)	88000	Sundry Creditors			0.00
				8,871,740.85	8,871,740.85

Current Year Profit/(Loss): (2,137,679.67)

Jay Rajapakse

From: Stephanie Lamming | The Crest Company <s.lamming@crest.com.au>
Sent: 13 September 2022 10:43 AM
To: Emma Nemitz
Cc: Stuart Arthur
Subject: FW: Olbertz Superannuation Fund - 2022 Tax Information Request
Attachments: 2022 06 Encircle Quarterly Statement .pdf; 2022 Encircle Annual Statement .pdf; 2022 Encircle Annual Tax Statement 2419374.pdf; Olbertz_Superannuation_Fund_-_Profit_and_Loss.pdf; Olbertz Superannuation Fund - General Ledger Report[13].xls; Olbertz Superannuation Fund - General Ledger Report.pdf; Olbertz_Superannuation_Fund_-_Trial_Balance.pdf; Olbertz_Superannuation_Fund_-_Balance_Sheet.pdf; Pacific Tycoon Statements.zip; 2021 09 Olbertz SMSF.pdf; 2022 06 Olbertz SMSF.pdf; 2022 03 Olbertz SMSF.pdf; 2021 12 Olbertz SMSF.pdf

Hi Emma

Please see documents attached and comments below.

Regards,

Stephanie Lamming
HR & Finance Coordinator

T: +61 7 3817 6900

From: Emma Nemitz <emma@herronaccountants.com.au>
Sent: Tuesday, 6 September 2022 2:53 PM
To: Stephanie Lamming | The Crest Company <s.lamming@crest.com.au>
Cc: Stuart Arthur <stuart@herronaccountants.com.au>
Subject: Olbertz Superannuation Fund - 2022 Tax Information Request

Hi Stephanie,

My name is Emma Nemitz and I work here at Herron as part of the accounting and payroll support team. I have previously worked with Elly in preparing the financial information for the Olbertz Superannuation Fund.

I am not sure if you are the right person (so please feel free to pass me on – or let me know who to contact) but I was hoping to get in early to provide a list of information which we will need in order to prepare the 2022 accounts.

The ATO has flagged the 2022 Super Fund for early lodgement 31 October 2022.

Would it be possible please, to get from you the following information/documentation:

1. Encircle June 2022 Qtr Statement - [Attached](#)
2. 2022 Encircle Annual Statement – this one includes a portfolio valuation - [Attached](#)
3. 2022 Encircle Annual Tax Statement - [Attached](#)
4. Westpac Life Insurance documentation – policy & premium (policy Y3025255 / Portfolio W3025255-A) – **Dirk and Ralph cancelled their Westpac life insurance**
5. Any Pacific Tycoon documentation you might have – market value / transaction history listing (usually an excel document), etc – [statements attached](#). **Still waiting for the valuation to be completed**
6. NAB Account 40-128-7452 bank statement for the period 1/7/2021 to 30/6/22 - [Attached](#)
7. Copies of invoices for any expenses paid during the year – [recording transactions in Xero now](#). [Have attached P&L, BS, TB, GL movement and detailed GL](#)

8. Any other additional documentation you think could be relevant would be greatly appreciated.

There might be some additional information we need once we get into the thick of the above, but this will provide a great starting point.

Thank you for your time and assistance with this matter. I appreciate you are busy.

If you have any queries or concerns, please don't hesitate to contact me (or Stu of course)

Kind Regards

Emma Nemitz

ACCOUNTING & PAYROLL SUPPORT

P [07 3204 4166](tel:0732044166)

Unit 1, 48 Flinders Pde, North Lakes Qld 4509

PO Box 504 North Lakes Qld 4509



NOTICE: This message contains privileged and confidential information intended only for the use of the addressee named above. If you are not the intended recipient of this message you are hereby notified that you must not disseminate, copy or take any action in reliance on it. If you have received this message in error please notify Herron Accountants immediately by telephone on (07) 3204 4166. Any views expressed in this message are those of the individual sender, except where the sender specifically states them to be views of Herron Accountants. Whilst this communication is believed to be free of any virus or defect which may affect a computer system into which it is received and opened it is the responsibility of the recipient to ensure that it is virus free and no responsibility is accepted by Herron Accountants for any loss or damage arising in any way from its use. Electronically transmitted reports are draft copies only. The original "hard copy" report should be utilised for all referencing purposes. Reports transmitted by electronic mail are not guaranteed for accuracy or authenticity by Herron Accountants.



Bank Reconciliation - Super Fund

Client Name: Olbertz Superannuation Fund
 Client Code: OLBE01 Period Ended: 30 June 2022
 Partner/Manager: Mark/Stuart Accountant: Jay

Bank: Encircle cash account Account No: _____
 BGL Code: _____

AS AT

30/06/2022


Balance as per bank statement \$41,175.43

add: Outstanding deposits	0.00	0.00	
	0.00	0.00	0.00
		0.00	41,175.43

less: Outstanding cheques

Chq No	Code	Amount	
		0.00	
		0.00	
		0.00	
		0.00	
		0.00	
		0.00	
		0.00	
		0.00	
		0.00	0.00

Reconciled Balance \$41,175.43 ✓



Cash Transaction List

01 July 2021 to 30 June 2022


Olbertz Super Fund

Voitek Biskup

Findex Advice Services Pty Ltd - (CW)

encircle Managed Investment Accounts

Date	Transaction	Debit	Credit	Balance
Olbertz Management Pty Ltd ATF Olbertz Superannuation Fund encircle Managed-SMSF (3167994)				
Cash Account				
01-Jul-2021	Opening Balance			\$33,908.71
01-Jul-2021	Deposit - Share Income ANZ		\$159.60	\$34,068.31
01-Jul-2021	Interest - 01-Jun-2021 - 30-Jun-2021		\$2.97	\$34,071.28
02-Jul-2021	Withdrawal - Account Administration Fee - IDPS	\$131.56 ✓		\$33,939.72
02-Jul-2021	Withdrawal - Adviser service fee (%)	\$1,224.68		\$32,715.04
02-Jul-2021	Withdrawal - Mandate fee	\$67.52 ✓		\$32,647.52
02-Jul-2021	Deposit - Share Income ALL		\$59.25	\$32,706.77
02-Jul-2021	Deposit - Share Income NAB		\$619.80	\$33,326.57
02-Jul-2021	Deposit - Share Income MQG		\$418.75	\$33,745.32
03-Jul-2021	Deposit - #F443654369 CBA Sell		\$2,279.78	\$36,025.10
03-Jul-2021	Deposit - #F443651868 ALL Sell		\$728.05	\$36,753.15
03-Jul-2021	Deposit - #F443653473 VUK Sell		\$1,203.23	\$37,956.38
03-Jul-2021	Withdrawal - #F443656974 NAB Buy	\$1,400.98		\$36,555.40
03-Jul-2021	Withdrawal - #F443657310 WPL Buy	\$1,720.90		\$34,834.50
05-Jul-2021	Deposit - Share Income ALQ		\$149.80	\$34,984.30
06-Jul-2021	Deposit - #F443793016 ALQ Sell		\$1,757.18	\$36,741.48
Jul-2021	Deposit - #F443792859 REA Sell		\$1,525.04	\$38,266.52
Jul-2021	Withdrawal - #F443822753 MQG Buy	\$1,571.34		\$36,695.18
Jul-2021	Withdrawal - #F443822504 CSL Buy	\$1,130.17		\$35,565.01
Jul-2021	Deposit - Income MAQ8743AU		\$9,917.67	\$45,482.68
Jul-2021	Deposit - Income ETL0018AU		\$18.21	\$45,500.89
Jul-2021	Deposit - Income PPL8808AU		\$166.36	\$45,667.25
Jul-2021	Deposit - Income PRM8256AU		\$546.52	\$46,213.77
Jul-2021	Deposit - Income CHN3749AU		\$66.70	\$46,280.47
Jul-2021	Deposit - Income ETL0172AU		\$1,912.39	\$48,192.86
Jul-2021	Deposit - Income SSB3825AU		\$182.62	\$48,375.48
Jul-2021	Withdrawal - #F443914138 LLC Buy	\$1,535.12		\$46,840.36
Jul-2021	Withdrawal - #F443913782 CSL Buy	\$1,121.47		\$45,718.89
16-Jul-2021	Withdrawal - #F443913380 SEK Buy	\$923.52		\$44,795.37
16-Jul-2021	Deposit - Income BSC0004AU		\$5,405.74	\$50,201.11
16-Jul-2021	Deposit - Income HOW8743AU		\$56.41	\$50,257.52
16-Jul-2021	Deposit - Income TGP0034AU		\$922.37	\$51,179.89
19-Jul-2021	Deposit - #F443921360 REA Sell		\$2,269.12	\$53,449.01
19-Jul-2021	Deposit - Income ETL0171AU		\$2,482.12	\$55,931.13
19-Jul-2021	Deposit - Income IOF0145AU		\$371.13	\$56,302.26
20-Jul-2021	Deposit - Income WHT2080AU		\$64.81	\$56,367.07
26-Jul-2021	Deposit - #F443981365 S32 Sell		\$574.91	\$56,941.98
26-Jul-2021	Withdrawal - #F443982748 CSL Buy	\$1,453.51		\$55,488.47
01-Aug-2021	Interest - 01-Jul-2021 - 31-Jul-2021		\$4.49	\$55,492.96
02-Aug-2021	Deposit - #F444062690 JHX Sell		\$1,334.58	\$56,827.54
02-Aug-2021	Deposit - #F444062547 ALQ Sell		\$1,179.74	\$58,007.28
02-Aug-2021	Deposit - Income BEG1488AU		\$7,073.87	\$65,081.15
03-Aug-2021	Withdrawal - Account Administration Fee - IDPS	\$136.09 ✓		\$64,945.06
03-Aug-2021	Withdrawal - Adviser service fee (%)	\$1,259.64		\$63,685.42
03-Aug-2021	Withdrawal - Mandate fee	\$68.96 ✓		\$63,616.46
04-Aug-2021	Deposit - Income LAM0044AU		\$1,463.68	\$65,080.14
-Aug-2021	Deposit - Income BEG1275AU		\$1,124.31	\$66,204.45
-Aug-2021	Deposit - Income BEG8635AU		\$6,081.80	\$72,286.25
-Aug-2021	Deposit - #F444204158 RIO Sell		\$1,320.38	\$73,606.63
-Aug-2021	Deposit - #F444202187 CPU Sell		\$537.08	\$74,143.71
-Aug-2021	Deposit - #F44420605 ALL Sell		\$250.10	\$74,393.81
-Aug-2021	Withdrawal - Buy(2110999)	\$7,431.16		\$66,962.65
18-Aug-2021	Withdrawal - Buy(2110999)	\$4,400.25		\$62,562.40
18-Aug-2021	Withdrawal - Buy(2110999)	\$3,497.86		\$59,064.54
19-Aug-2021	Withdrawal - Buy(2110999)	\$8,092.32		\$50,972.22
19-Aug-2021	Withdrawal - Buy(2110999)	\$6,620.34		\$44,351.88
19-Aug-2021	Withdrawal - Buy(2110999)	\$2,097.42		\$42,254.46



Cash Transaction List

01 July 2021 to 30 June 2022

encircle Managed Investment Accounts


Date Transaction Debit Credit Balance

Olbertz Management Pty Ltd ATF Olbertz Superannuation Fund encircle Managed-SMSF (3167994)

Cash Account

Date	Transaction	Debit	Credit	Balance
19-Aug-2021	Withdrawal - Buy(2110999)	\$2,069.94		\$40,184.52
19-Aug-2021	Withdrawal - Buy(2110999)	\$2,042.10		\$38,142.42
19-Aug-2021	Withdrawal - Buy(2110999)	\$995.27		\$37,147.15
19-Aug-2021	Withdrawal - Buy(2110999)	\$949.97		\$36,197.18
19-Aug-2021	Withdrawal - Buy(2110999)	\$852.18		\$35,345.00
19-Aug-2021	Withdrawal - Buy(2110999)	\$820.85		\$34,524.15
23-Aug-2021	Withdrawal - #6287966 NAB Buy	\$714.39		\$33,809.76
23-Aug-2021	Withdrawal - #6288057 BHP Buy	\$816.71		\$32,993.05
24-Aug-2021	Withdrawal - #F444381317 CSL Buy	\$1,224.68		\$31,768.37
25-Aug-2021	Deposit - #F444311159 CBA Sell		\$698.86	\$32,467.23
26-Aug-2021	Deposit - Managed Fund Sell (WHT2080AU)		\$965.03	\$33,432.26
26-Aug-2021	Deposit - Managed Fund Sell (ETL0172AU)		\$963.90	\$34,396.16
30-Aug-2021	Withdrawal - #F444341100 CSL Buy	\$1,541.26		\$32,854.90
30-Aug-2021	Deposit - Managed Fund Sell (ETL0171AU)		\$1,751.28	\$34,606.18
01-Sep-2021	Withdrawal - #F444381408 XRO Buy	\$3,311.15		\$31,295.03
01-Sep-2021	Deposit - Managed Fund Sell (BSC0004AU)		\$7,861.26	\$39,156.29
01-Sep-2021	Interest - 01-Aug-2021 - 31-Aug-2021		\$4.31	\$39,160.60
02-Sep-2021	Withdrawal - Account Administration Fee - IDPS	\$137.86		\$39,022.74
02-Sep-2021	Withdrawal - Adviser service fee (%)	\$1,305.39		\$37,717.35
02-Sep-2021	Withdrawal - Mandate fee	\$70.97		\$37,646.38
07-Sep-2021	Deposit - #F444421272 DMP Sell		\$1,871.52	\$39,517.90
07-Sep-2021	Withdrawal - #F444422956 RIO Buy	\$1,454.52		\$38,063.38
07-Sep-2021	Withdrawal - #F444424219 QUB Buy	\$840.36		\$37,223.02
Sep-2021	Deposit - Share Income DMP		\$69.78	\$37,292.80
Sep-2021	Withdrawal - #F444481633 QBE Buy	\$1,259.03		\$36,033.77
Sep-2021	Deposit - Share Income CPU		\$163.99	\$36,197.76
Sep-2021	Deposit - Share Income LLC		\$155.76	\$36,353.52
Sep-2021	Deposit - #F444531137 DMP Sell		\$821.38	\$37,174.90
Sep-2021	Withdrawal - #F444532952 RIO Buy	\$1,392.04		\$35,782.86
Sep-2021	Deposit - #F444541337 CWY Sell		\$3,220.66	\$39,003.52
Sep-2021	Deposit - Share Income TAH		\$250.53	\$39,254.05
Sep-2021	Deposit - Share Income BHP		\$1,949.56	\$41,203.61
Sep-2021	Deposit - #F444591326 DMP Sell		\$1,240.94	\$42,444.55
Sep-2021	Withdrawal - #F444592961 RIO Buy	\$1,235.52		\$41,209.03
Sep-2021	Deposit - Share Income SUN		\$508.32	\$41,717.35
23-Sep-2021	Deposit - Share Income RIO		\$228.02	\$41,945.37
23-Sep-2021	Deposit - Share Income TLS		\$381.12	\$42,326.49
24-Sep-2021	Deposit - Share Income WPL		\$238.82	\$42,565.31
24-Sep-2021	Deposit - Share Income IRE		\$97.92	\$42,663.23
24-Sep-2021	Deposit - Share Income QBE		\$109.12	\$42,772.35
27-Sep-2021	Deposit - Share Income SKC		\$129.53	\$42,901.88
28-Sep-2021	Deposit - Share Income COL		\$159.88	\$43,061.76
29-Sep-2021	Deposit - Share Income CBA		\$128.00	\$43,189.76
30-Sep-2021	Deposit - Share Income CSL		\$62.00	\$43,251.76
01-Oct-2021	Interest - 01-Sep-2021 - 30-Sep-2021		\$6.44	\$43,258.20
04-Oct-2021	Withdrawal - Account Administration Fee - IDPS	\$133.17		\$43,125.03
04-Oct-2021	Withdrawal - Adviser service fee (%)	\$761.43		\$42,363.60
04-Oct-2021	Withdrawal - Portfolio Construction and Management Fee - %	\$358.88		\$42,004.72
04-Oct-2021	Withdrawal - Mandate fee	\$67.54		\$41,937.18
05-Oct-2021	Deposit - Share Income CWY		\$29.63	\$41,966.81
05-Oct-2021	Deposit - Share Income SEK		\$76.60	\$42,043.41
07-Oct-2021	Deposit - Income ETL0018AU		\$28.77	\$42,072.18
07-Oct-2021	Deposit - Share Income S32		\$269.22	\$42,341.40
-Oct-2021	Deposit - Income PPL8808AU		\$109.10	\$42,450.50
-Oct-2021	Deposit - Income SSB3825AU		\$98.98	\$42,549.48
-Oct-2021	Deposit - Income TGP0034AU		\$522.53	\$43,072.01
-Oct-2021	Deposit - Share Income TPG		\$35.84	\$43,107.85
-Oct-2021	Deposit - Income PRM8256AU		\$491.79	\$43,599.64
-Oct-2021	Deposit - Income LAM0044AU		\$1,450.87	\$45,050.51
19-Oct-2021	Deposit - Income WHT2080AU		\$69.12	\$45,119.63
19-Oct-2021	Deposit - Income HOW8743AU		\$75.87	\$45,195.50
20-Oct-2021	Deposit - Income BEG1275AU		\$103.20	\$45,298.70
22-Oct-2021	Deposit - Share Income QUB		\$122.82	\$45,421.52
01-Nov-2021	Interest - 01-Oct-2021 - 31-Oct-2021		\$3.87	\$45,425.39

4063908_R003_IDP201_B001_000981_4/15



Cash Transaction List

01 July 2021 to 30 June 2022


encircle Managed Investment Accounts

Date	Transaction	Debit	Credit	Balance
------	-------------	-------	--------	---------

Olbertz Management Pty Ltd ATF Olbertz Superannuation Fund encircle Managed-SMSF (3167994)

Cash Account

03-Nov-2021	Withdrawal - Account Administration Fee - IDPS	\$137.56 ✓		\$45,287.83
03-Nov-2021	Withdrawal - Adviser service fee (%)	\$379.21 ✓		\$44,908.62
03-Nov-2021	Withdrawal - Portfolio Construction and Management Fee - %	\$651.34 ✓		\$44,257.28
03-Nov-2021	Withdrawal - Mandate fee	\$69.87 ✓		\$44,187.41
22-Nov-2021	Deposit - Custody Share sell (ALLR)		\$85.50	\$44,272.91
01-Dec-2021	Interest - 01-Nov-2021 - 30-Nov-2021		\$3.52	\$44,276.43
02-Dec-2021	Withdrawal - Account Administration Fee - IDPS	\$133.69 ✓		\$44,142.74
02-Dec-2021	Withdrawal - Adviser service fee (%)	\$372.79 ✓		\$43,769.95
02-Dec-2021	Withdrawal - Portfolio Construction and Management Fee - %	\$637.93 ✓		\$43,132.02
02-Dec-2021	Withdrawal - Mandate fee	\$67.58 ✓		\$43,064.44
14-Dec-2021	Deposit - Share Income MQG		\$367.20	\$43,431.64
15-Dec-2021	Deposit - Share Income NAB		\$680.05	\$44,111.69
17-Dec-2021	Deposit - Share Income ALQ		\$126.40	\$44,238.09
17-Dec-2021	Deposit - Share Income ALL		\$96.72	\$44,334.81
17-Dec-2021	Deposit - Share Income JHX		\$102.99	\$44,437.80
01-Jan-2022	Interest - 01-Dec-2021 - 31-Dec-2021		\$3.32	\$44,441.12
05-Jan-2022	Withdrawal - Account Administration Fee - IDPS	\$138.80 ✓		\$44,302.32
05-Jan-2022	Withdrawal - Adviser service fee (%)	\$386.48 ✓		\$43,915.84
05-Jan-2022	Withdrawal - Portfolio Construction and Management Fee - %	\$660.88 ✓		\$43,254.96
05-Jan-2022	Withdrawal - Mandate fee	\$71.10 ✓		\$43,183.86
11-Jan-2022	Deposit - Income CHN3749AU		\$53.71	\$43,237.57
12-Jan-2022	Deposit - Income SSB3825AU		\$38.79	\$43,276.36
14-Jan-2022	Deposit - Income HOW8743AU		\$75.71	\$43,352.07
Jan-2022	Deposit - Income LAM0044AU		\$1,335.36	\$44,687.43
Jan-2022	Deposit - Income WHT2080AU		\$49.37	\$44,736.80
Jan-2022	Deposit - Income IOF0145AU		\$43.58	\$44,780.38
Jan-2022	Deposit - Income PRM8256AU		\$661.40	\$45,441.78
Jan-2022	Deposit - Income TGP0034AU		\$870.88	\$46,312.66
Jan-2022	Deposit - Income ETL0018AU		\$7.44	\$46,320.10
Jan-2022	Deposit - Income BEG1275AU		\$98.64	\$46,418.74
Feb-2022	Interest - 01-Jan-2022 - 31-Jan-2022		\$3.64	\$46,422.38
Feb-2022	Withdrawal - Account Administration Fee - IDPS	\$136.97 ✓		\$46,285.41
Feb-2022	Withdrawal - Adviser service fee (%)	\$381.92 ✓		\$45,903.49
Feb-2022	Withdrawal - Portfolio Construction and Management Fee - %	\$654.88 ✓		\$45,248.61
Feb-2022	Withdrawal - Mandate fee	\$66.10 ✓		\$45,182.51
04-Feb-2022	Deposit - Direct Contribution(9454424)		\$1,957.62	\$47,140.13
14-Feb-2022	Deposit - #F44602544 JHX Sell		\$6,631.89	\$53,772.02
14-Feb-2022	Withdrawal - #F446023171 WPL Buy	\$1,885.34		\$51,886.68
14-Feb-2022	Withdrawal - #F446023173 ALL Buy	\$858.16		\$51,028.52
14-Feb-2022	Withdrawal - #F446023172 QBE Buy	\$610.08		\$50,418.44
15-Feb-2022	Deposit - #F44603504 MQG Sell		\$1,348.25	\$51,766.69
16-Feb-2022	Withdrawal - Buy(2110999)	\$16,461.64		\$35,305.05
16-Feb-2022	Withdrawal - Buy(2110999)	\$2,603.51		\$32,701.54
16-Feb-2022	Withdrawal - Buy(2110999)	\$649.76		\$32,051.78
16-Feb-2022	Withdrawal - Buy(2110999)	\$1,178.75		\$30,873.03
16-Feb-2022	Withdrawal - Buy(2110999)	\$787.85		\$30,085.18
16-Feb-2022	Withdrawal - Buy(2110999)	\$763.90		\$29,321.28
16-Feb-2022	Withdrawal - Buy(2110999)	\$697.24		\$28,624.04
18-Feb-2022	Withdrawal - Buy(2110999)	\$2,095.47		\$26,528.57
18-Feb-2022	Withdrawal - Buy(2110999)	\$1,257.62		\$25,270.95
21-Feb-2022	Deposit - #6620916 CBA Sell		\$5,608.11	\$30,879.06
21-Feb-2022	Deposit - #6620927 COL Sell		\$9,499.06	\$40,378.12
21-Feb-2022	Deposit - #6620977 CPU Sell		\$1,098.87	\$41,476.99
-Feb-2022	Deposit - #6621800 DMP Sell		\$2,219.97	\$43,696.96
-Feb-2022	Deposit - #6622994 MQG Sell		\$591.59	\$44,288.55
-Feb-2022	Deposit - #6623506 S32 Sell		\$2,931.10	\$47,219.65
-Feb-2022	Deposit - #6624330 SEK Sell		\$1,316.51	\$48,536.16
-Feb-2022	Deposit - #6625223 TAH Sell		\$1,080.43	\$49,616.59
-Feb-2022	Deposit - #6625450 TLS Sell		\$3,205.39	\$52,821.98
21-Feb-2022	Withdrawal - #6627419 EDV Buy	\$5,855.68		\$46,966.30
21-Feb-2022	Withdrawal - #6627591 NAB Buy	\$1,693.79		\$45,272.51
21-Feb-2022	Withdrawal - #6628557 CSL Buy	\$10,820.07		\$34,452.44
21-Feb-2022	Withdrawal - #6628950 TPG Buy	\$945.71		\$33,506.73
21-Feb-2022	Withdrawal - #6629327 BHP Buy	\$5,463.80		\$28,042.93




Cash Transaction List

01 July 2021 to 30 June 2022

encircle Managed Investment Accounts

Date	Transaction	Debit	Credit	Balance
Olbertz Management Pty Ltd ATF Olbertz Superannuation Fund encircle Managed-SMSF (3167994)				
Cash Account				
21-Feb-2022	Withdrawal - #6626725 RIO Buy	\$839.96		\$27,202.97
23-Feb-2022	Deposit - Managed Fund Sell (MAQ8743AU)		\$1,502.30	\$28,705.27
25-Feb-2022	Deposit - #F446151195 JHX Sell		\$5,272.78	\$33,978.05
25-Feb-2022	Deposit - #F446151193 S32 Sell		\$2,470.68	\$36,448.73
25-Feb-2022	Deposit - #F446151194 CPU Sell		\$997.69	\$37,446.42
25-Feb-2022	Withdrawal - #F446156317 SEK Buy	\$1,582.97		\$35,863.45
25-Feb-2022	Withdrawal - #F446156316 BHP Buy	\$2,744.83		\$33,118.62
25-Feb-2022	Withdrawal - #F446156315 CSL Buy	\$5,644.71		\$27,473.91
28-Feb-2022	Deposit - Managed Fund Sell (ETL0171AU)		\$635.68	\$28,109.59
28-Feb-2022	Deposit - Managed Fund Sell (BEG1488AU)		\$4,891.25	\$33,000.84
01-Mar-2022	Interest - 01-Feb-2022 - 28-Feb-2022		\$2.79	\$33,003.63
02-Mar-2022	Withdrawal - Account Administration Fee - IDPS	\$123.23 ✓		\$32,880.40
02-Mar-2022	Withdrawal - Adviser service fee (%)	\$340.79 ✓		\$32,539.61
02-Mar-2022	Withdrawal - Portfolio Construction and Management Fee - %	\$586.00 ✓		\$31,953.61
02-Mar-2022	Withdrawal - Mandate fee	\$60.29 ✓		\$31,893.32
07-Mar-2022	Deposit - Managed Fund Sell (LAM0044AU)		\$4,306.58	\$36,199.90
08-Mar-2022	Deposit - #F446241465 CPU Sell		\$1,295.20	\$37,495.10
08-Mar-2022	Withdrawal - #F446243213 CSL Buy	\$2,326.62		\$35,168.48
08-Mar-2022	Deposit - Managed Fund Sell (PAC0001AU)		\$773.41	\$35,941.89
11-Mar-2022	Deposit - Share Income VUK		\$30.43	\$35,972.32
15-Mar-2022	Deposit - #F44631942 WPL Sell		\$1,102.70	\$37,075.02
15-Mar-2022	Withdrawal - #F446312535 BHP Buy	\$916.63		\$36,158.39
16-Mar-2022	Deposit - Share Income LLC		\$65.19	\$36,223.58
Mar-2022	Deposit - #F446351422 VUK Sell		\$4,779.07	\$41,002.65
Mar-2022	Deposit - #F446353033 XRO Sell		\$2,046.76	\$43,049.41
Mar-2022	Deposit - Share Income DMP		\$31.82	\$43,081.23
Mar-2022	Deposit - Share Income CPU		\$171.12	\$43,252.35
Mar-2022	Deposit - Share Income TAH		\$219.44	\$43,471.79
Mar-2022	Deposit - Share Income IRE		\$183.60	\$43,655.39
Mar-2022	Deposit - Share Income WPL		\$954.41	\$44,609.80
Mar-2022	Deposit - Share Income EDV		\$113.25	\$44,723.05
Mar-2022	Deposit - Share Income BHP		\$1,849.62	\$46,572.67
Mar-2022	Deposit - #F446451196 MQG Sell		\$1,778.57	\$48,351.24
Mar-2022	Withdrawal - #F446452012 EDV Buy	\$1,625.49		\$46,725.75
Mar-2022	Deposit - Share Income CBA		\$99.75	\$46,825.50
01-Apr-2022	Interest - 01-Mar-2022 - 31-Mar-2022		\$3.01	\$46,828.51
01-Apr-2022	Deposit - Share Income SUN		\$243.57	\$47,072.08
01-Apr-2022	Deposit - Share Income TLS		\$317.20	\$47,389.28
05-Apr-2022	Withdrawal - Account Administration Fee - IDPS	\$137.33 ✓		\$47,251.95
05-Apr-2022	Withdrawal - Adviser service fee (%)	\$369.41 ✓		\$46,882.54
05-Apr-2022	Withdrawal - Portfolio Construction and Management Fee - %	\$638.40 ✓		\$46,244.14
05-Apr-2022	Withdrawal - Mandate fee	\$73.21 ✓		\$46,170.93
06-Apr-2022	Deposit - Share Income CSL		\$153.67	\$46,324.60
07-Apr-2022	Deposit - Share Income SEK		\$90.62	\$46,415.22
07-Apr-2022	Deposit - Share Income S32		\$290.47	\$46,705.69
08-Apr-2022	Deposit - Income TGP0034AU		\$706.45	\$47,412.14
08-Apr-2022	Deposit - Share Income QUB		\$105.27	\$47,517.41
11-Apr-2022	Deposit - Income SSB3825AU		\$62.12	\$47,579.53
11-Apr-2022	Deposit - Income IOF0145AU		\$167.00	\$47,746.53
12-Apr-2022	Deposit - Share Income QBE		\$217.93	\$47,964.46
13-Apr-2022	Deposit - Income PRM8256AU		\$598.01	\$48,562.47
13-Apr-2022	Deposit - Share Income TPG		\$51.94	\$48,614.41
14-Apr-2022	Deposit - Income HOW8743AU		\$75.39	\$48,689.80
-Apr-2022	Deposit - Income WHT2080AU		\$57.17	\$48,746.97
-Apr-2022	Deposit - Share Income RIO		\$430.85	\$49,177.82
-Apr-2022	Income - Compensation - Fund Manager Fee Refund		\$25.14 ✓	\$49,202.96
-Apr-2022	Deposit - Income BEG1275AU		\$2.47	\$49,205.43
-Apr-2022	Deposit - #F44677520 NAB Sell		\$2,903.46	\$52,108.89
-Apr-2022	Deposit - #F44677518 WPL Sell		\$2,312.62	\$54,421.51
28-Apr-2022	Deposit - #F44677519 CPU Sell		\$1,790.67	\$56,212.18
28-Apr-2022	Withdrawal - #F446775614 TPG Buy	\$746.53		\$55,465.65
28-Apr-2022	Withdrawal - #F446775612 TLS Buy	\$473.61		\$54,992.04
28-Apr-2022	Withdrawal - #F446775613 ALL Buy	\$325.75		\$54,666.29
28-Apr-2022	Withdrawal - #F446775611 WOR Buy	\$3,487.48		\$51,178.81

4083908_R003_IDP201_B001_000981_5/15



Cash Transaction List

01 July 2021 to 30 June 2022

encircle Managed Investment Accounts

Date	Transaction	Debit	Credit	Balance
Olbertz Management Pty Ltd ATF Olbertz Superannuation Fund encircle Managed-SMSF (3167994)				
Cash Account				
01-May-2022	Interest - 01-Apr-2022 - 30-Apr-2022		\$3.84	\$51,182.65
03-May-2022	Withdrawal - Account Administration Fee - IDPS	\$132.39 ✓		\$51,050.26
03-May-2022	Withdrawal - Adviser service fee (%)	\$362.64 ✓		\$50,687.62
03-May-2022	Withdrawal - Portfolio Construction and Management Fee - %	\$624.59 ✓		\$50,063.03
03-May-2022	Withdrawal - Mandate fee	\$70.10 ✓		\$49,992.93
04-May-2022	Deposit - #F446832858 MQG Sell		\$2,432.06	\$52,424.99
04-May-2022	Deposit - #F446832223 QUB Sell		\$1,430.61	\$53,855.60
10-May-2022	Deposit - Income LAM0044AU		\$1,319.28	\$55,174.88
14-May-2022	Deposit - #F446921266 TAH Sell		\$1,417.83	\$56,592.71
14-May-2022	Withdrawal - #F446922276 CSL Buy	\$1,661.92		\$54,930.79
18-May-2022	Withdrawal - Buy(2110999)	\$10,233.05		\$44,697.74
18-May-2022	Withdrawal - Buy(2110999)	\$839.26		\$43,858.48
18-May-2022	Withdrawal - Buy(2110999)	\$837.18		\$43,021.30
18-May-2022	Withdrawal - Buy(2110999)	\$548.26		\$42,473.04
18-May-2022	Withdrawal - Buy(2110999)	\$417.10		\$42,055.94
18-May-2022	Withdrawal - Buy(2110999)	\$260.91		\$41,795.03
18-May-2022	Withdrawal - Buy(2110999)	\$191.28		\$41,603.75
19-May-2022	Deposit - Income WHT2080AU		\$989.51	\$42,593.26
23-May-2022	Withdrawal - #6796832 CSL Buy	\$3,295.63		\$39,297.63
23-May-2022	Withdrawal - #6797366 S32 Buy	\$855.16		\$38,442.47
23-May-2022	Withdrawal - #6797655 QBE Buy	\$979.24		\$37,463.23
23-May-2022	Withdrawal - #6798433 ALL Buy	\$1,801.47		\$35,661.76
23-May-2022	Withdrawal - #6799171 TAH Buy	\$1,280.79		\$34,380.97
May-2022	Withdrawal - #6799907 SEK Buy	\$792.84		\$33,588.13
May-2022	Withdrawal - #6800432 CPU Buy	\$1,385.67		\$32,202.46
May-2022	Withdrawal - #6802125 WPL Buy	\$2,279.04		\$29,923.42
May-2022	Withdrawal - #6802448 LLC Buy	\$914.48		\$29,008.94
May-2022	Withdrawal - #6803117 TLS Buy	\$2,578.11		\$26,430.83
May-2022	Withdrawal - #6791185 NAB Buy	\$4,243.77		\$22,187.06
May-2022	Withdrawal - #6791607 MQG Buy	\$2,497.51		\$19,689.55
May-2022	Withdrawal - #6793711 BHP Buy	\$5,458.77		\$14,230.78
May-2022	Withdrawal - #6794932 ALQ Buy	\$1,146.49		\$13,084.29
May-2022	Withdrawal - #6790845 EDV Buy	\$859.79		\$12,224.50
May-2022	Deposit - Managed Fund Sell (HOW8743AU)		\$457.22	\$12,681.72
May-2022	Withdrawal - Buy(2110999)	\$12,237.85		\$443.87
25-May-2022	Deposit - Managed Fund Sell (TGP0034AU)		\$4,017.10	\$4,460.97
26-May-2022	Deposit - Managed Fund Sell (ETL0172AU)		\$3,480.34	\$7,941.31
26-May-2022	Deposit - Managed Fund Sell (MAQ8743AU)		\$5,369.59	\$13,310.90
27-May-2022	Deposit - Managed Fund Sell (LAM0044AU)		\$6,850.20	\$20,161.10
30-May-2022	Deposit - Managed Fund Sell (PRM8256AU)		\$2,578.63	\$22,739.73
30-May-2022	Deposit - Managed Fund Sell (BEG1488AU)		\$4,658.41	\$27,398.14
30-May-2022	Deposit - Managed Fund Sell (ETL0171AU)		\$5,664.97	\$33,063.11
01-Jun-2022	Interest - 01-May-2022 - 31-May-2022		\$8.48	\$33,071.59
02-Jun-2022	Withdrawal - Account Administration Fee - IDPS	\$135.01 ✓		\$32,936.58
02-Jun-2022	Withdrawal - Adviser service fee (%)	\$363.63 ✓		\$32,572.95
02-Jun-2022	Withdrawal - Portfolio Construction and Management Fee - %	\$630.82 ✓		\$31,942.13
02-Jun-2022	Withdrawal - Mandate fee	\$64.91 ✓		\$31,877.22
07-Jun-2022	Deposit - #F44715324 EDV Sell		\$1,219.89	\$33,097.11
07-Jun-2022	Deposit - #F44715688 QUB Sell		\$227.15	\$33,324.26
07-Jun-2022	Withdrawal - #F447154052 RIO Buy	\$3,493.58		\$29,830.68
07-Jun-2022	Withdrawal - #F447154664 WOR Buy	\$1,948.88		\$27,881.80
07-Jun-2022	Withdrawal - #F447153559 DMP Buy	\$1,804.91		\$26,076.89
08-Jun-2022	Deposit - Managed Fund Sell (PAC0001AU)		\$11,934.78	\$38,011.67
-Jun-2022	Deposit - #F447221086 MQG Sell		\$1,743.46	\$39,755.13
-Jun-2022	Deposit - #F447222667 NAB Sell		\$1,491.12	\$41,246.25
-Jun-2022	Deposit - #F447223554 QBE Sell		\$553.84	\$41,800.09
-Jun-2022	Withdrawal - #F447226369 WOR Buy	\$1,438.52		\$40,361.57
-Jun-2022	Deposit - #F447321365 QUB Sell		\$939.92	\$41,301.49
-Jun-2022	Deposit - #F447341845 S32 Sell		\$1,281.91	\$42,583.40
29-Jun-2022	Deposit - #F447341844 TLS Sell		\$452.51	\$43,035.91
29-Jun-2022	Withdrawal - #F447344276 DMP Buy	\$1,860.48		\$41,175.43
30-Jun-2022	Closing Balance			\$41,175.43



Bank Reconciliation - Super Fund

Client Name: Olbertz Superannuation Fund
 Client Code: OLBE01 Period Ended: 30 June 2022
 Partner/Manager: Mark/Stuart Accountant: Jay

Bank: NAB Account No: 084 004 - 40 128 7452
 BGL Code: _____

AS AT

30/06/2022

Balance as per bank statement \$445,999.01

add: Outstanding deposits	0.00	0.00	
	0.00	0.00	
		0.00	0.00
			445,999.01

less: Outstanding cheques

	Chq No	Code	Amount	
			0.00	
			0.00	
			0.00	
			0.00	
			0.00	
			0.00	
			0.00	
			0.00	
			0.00	0.00

Reconciled Balance \$445,999.01 ✓



NAB Business Everyday Account

For further information call 13 22 65 for Personal Accounts or 13 10 12 for Business Accounts.



A 4-004
OLBERTZ MANAGEMENT PTY LTD
PO BOX 5658
BRENDALE BC QLD 4500

Account Balance Summary

Opening balance	\$258,059.66	Cr
Total credits	\$100,000.00	
Total debits	\$15,715.24	
Closing balance	\$342,344.42	Cr

Statement starts 1 July 2021
Statement ends 30 September 2021

Outlet Details

Capital Office
Shop G1, Queen Adelaide Building
90-112 Queen Street Mall, Brisbane Qld 4001

Account Details

OLBERTZ MANAGEMENT PTY LTD
BUSINESS EVERYDAY AC
BSB number 084-004
Account number 40-128-7452

Transaction Details

Date	Particulars	Debits	Credits	Balance
1 Jul 2021	Brought forward			258,059.66 Cr
22 Jul 2021	Internet Transfer Pymt-Id 186667479			
	J23 Privat 220721	11,794.64		246,265.02 Cr
30 Jul 2021	Super Con Ralph Olbe Rtz Hold.....		100,000.00	
	Internet Bpay PMT 000187050804			
	Asic.....	273.00		345,992.02 Cr
19 Aug 2021	Internet Bpay PMT 000188407124			
	Tax Office Payments.....	2,961.60		343,030.42 Cr
26 Aug 2021	Internet Transfer Pymt-Id 188931364			
	J25.....	686.00		342,344.42 Cr

Summary of Government Charges

	From 1 July to date	Last year to 30 June
Government		
Withholding tax	\$0.00	\$0.00
Bank Account Debit (BAD) tax	\$0.00	\$0.00

Bank Accounts Debits (BAD) Tax or State Debits Duty has been abolished for all states & territories effective 1/7/2005. Any amount shown on this statement applies to debits processed on or before 30/06/2005.

For further information on any applicable rebates, fees or government charges, please refer to the NAB's "A Guide to Fees & Charges" booklet. Please retain this statement for taxation purposes

Explanatory Notes

Please check all entries and report any apparent error or possible unauthorised transaction immediately.

We may subsequently adjust debits and credits, which may result in a change to your account balance to accurately reflect the obligations between us.

For information on resolving problems or disputes, contact us on 1800 152 015, or ask at any NAB branch.

273/34/05/M000305/S000415/ID000829



NAB Business Everyday Account

For further information call 13 22 65 for Personal Accounts or 13 10 12 for Business Accounts.



036/005513



OLBERTZ MANAGEMENT PTY LTD
PO BOX 5658
BRENDALÉ BC QLD 4500

Account Balance Summary

Opening balance	\$342,344.42	Cr
Total credits	\$2.62	
Total debits	\$482.00	
Closing balance	\$341,865.04	Cr

Statement starts 1 October 2021

Statement ends 31 December 2021

Outlet Details

Capital Office
Shop G1, Queen Adelaide Building
90-112 Queen Street, Brisbane Qld 4001

Account Details

OLBERTZ MANAGEMENT PTY LTD
BUSINESS EVERYDAY AC
BSB number 084-004
Account number 40-128-7452

Transaction Details

Date	Particulars	Debits	Credits	Balance
1 Oct 2021	Brought forward			342,344.42 Cr
25 Nov 2021	Internet Transfer Pymt-Id 194885200 J26 251121.....	482.00		341,862.42 Cr
2 Dec 2021	Transfeerefund Cust Remediation 434165.....		2.62	341,865.04 Cr

Summary of Government Charges

Government	From 1 July to date	Last year to 30 June
Withholding tax	\$0.00	\$0.00
Bank Account Debit (BAD) tax	\$0.00	\$0.00

Bank Accounts Debits (BAD) Tax or State Debits Duty has been abolished for all states & territories effective 1/7/2005. Any amount shown on this statement applies to debits processed on or before 30/06/2005.

For further information on any applicable rebates, fees or government charges, please refer to the NAB's "A Guide to Fees & Charges" booklet. Please retain this statement for taxation purposes

Explanatory Notes

Please check all entries and report any apparent error or possible unauthorised transaction immediately.

We may subsequently adjust debits and credits, which may result in a change to your account balance to accurately reflect the obligations between us.

For information on resolving problems or disputes, contact us on 1800 152 015, or ask at any NAB branch.

365/72/02/0005513/5009085/1018169



NAB Business Everyday Account

For further information call 13 22 65 for Personal Accounts or 13 10 12 for Business Accounts.



036/003572



OLBERTZ MANAGEMENT PTY LTD
PO BOX 5658
BRENDALÉ BC QLD 4500

Account Balance Summary

Opening balance	\$341,865.04	Cr
Total credits	\$0.00	
Total debits	\$40,964.84	
Closing balance	\$300,900.20	Cr

Statement starts 1 January 2022
Statement ends 31 March 2022

Outlet Details

Capital Office
Shop G1, Queen Adelaide Building
90-112 Queen Street, Brisbane Qld 4001

Account Details

OLBERTZ MANAGEMENT PTY LTD
BUSINESS EVERYDAY AC
BSB number 084-004
Account number 40-128-7452

For Your Information

Be on the lookout for invoice scams. Criminals can change bank account details on a legitimate invoice to an account controlled by scammers. Criminals may also make a request by email or phone to update bank account details for suppliers or employees. Before actioning, always confirm any changes to payment details by contacting the supplier/employee using a phone number listed on their website or you have on file. Learn how to recognise scams and protect your business by visiting nab.com.au/security.

Transaction Details

Date	Particulars	Debits	Credits	Balance
1 Jan 2022	Brought forward			341,865.04 Cr
6 Jan 2022	Internet Bpay PMT 000197488834			
	Tax Office Payments.....	7,848.00		
	Internet Bpay PMT 000197487995			
	Tax Office Payments.....	25,268.84		308,748.20 Cr
25 Mar 2022	Internet Bpay PMT 000202661950			
	Tax Office Payments.....	7,848.00		300,900.20 Cr

Summary of Government Charges

	From 1 July to date	Last year to 30 June
Government		
Withholding tax	\$0.00	\$0.00
Bank Account Debit (BAD) tax	\$0.00	\$0.00

Bank Accounts Debits (BAD) Tax or State Debits Duty has been abolished for all states & territories effective 1/7/2005. Any amount shown on this statement applies to debits processed on or before 30/06/2005.

For further information on any applicable rebates, fees or government charges, please refer to the NAB's "A Guide to Fees & Charges" booklet. Please retain this statement for taxation purposes

Explanatory Notes

Please check all entries and report any apparent error or possible unauthorised transaction immediately.

We may subsequently adjust debits and credits, which may result in a change to your account balance to accurately reflect the obligations between us.

For information on resolving problems or disputes, contact us on 1800 152 015, or ask at any NAB branch.

090772/02/A003572/S005462/1010923



NAB Business Everyday Account
For further information call 13 22 65 for Personal Accounts or 13 10 12 for Business Accounts.



036/006169



OLBERTZ MANAGEMENT PTY LTD
PO BOX 5658
BRENDALE BC QLD 4500

Account Balance Summary

Opening balance	\$300,900.20	Cr
Total credits	\$213,222.81	
Total debits	\$68,124.00	
Closing balance	\$445,999.01	Cr

Statement starts 1 April 2022
Statement ends 30 June 2022

Outlet Details

Capital Office
Shop G1, Queen Adelaide Building
90-112 Queen Street, Brisbane Qld 4001

Account Details

OLBERTZ MANAGEMENT PTY LTD
BUSINESS EVERYDAY AC
BSB number 084-004
Account number 40-128-7452

Transaction Details

Date	Particulars	Debits	Credits	Balance
1 Apr 2022	Brought forward			300,900.20 Cr
22 Apr 2022	Internet Bpay PMT 000204475222			
	Tax Office Payments.....	7,848.00		293,052.20 Cr
29 Apr 2022	Olbertz Super Fund S Olingen Pty		38,222.81	331,275.01 Cr
13 May 2022	Please Note From Today Your Dr Interest Rate Is 6.720%			331,275.01 Cr
3 Jun 2022	Olbertz 03062022 Olb Ertz Hold		27,500.00	
	Olbertz 03062022 Olb Ertz Hold		27,500.00	
	Internet Transfer Pymt-Id 207493029			
	Wolfgang 03062022.....	60,000.00		326,275.01 Cr
10 Jun 2022	Internet Bpay PMT 000207967519			
	Asic.....	276.00		325,999.01 Cr
17 Jun 2022	Please Note From Today Your Dr Interest Rate Is 7.220%			325,999.01 Cr
24 Jun 2022	JBN000049 240622 Olb Ertz Hold		10,000.00	
	JBN000049 240622 Olb Ertz Hold		110,000.00	445,999.01 Cr

Summary of Government Charges

Government	From 1 July to date	Last year to 30 June
Withholding tax	\$0.00	\$0.00
Bank Account Debit (BAD) tax	\$0.00	\$0.00

Bank Accounts Debits (BAD) Tax or State Debits Duty has been abolished for all states & territories effective 1/7/2005. Any amount shown on this statement applies to debits processed on or before 30/06/2005.

For further information on any applicable rebates, fees or government charges, please refer to the NAB's "A Guide to Fees & Charges" booklet. Please retain this statement for taxation purposes

Explanatory Notes

Please check all entries and report any apparent error or possible unauthorised transaction immediately.

We may subsequently adjust debits and credits, which may result in a change to your account balance to accurately reflect the obligations between us.

For information on resolving problems or disputes, contact us on 1800 152 015, or ask at any NAB branch.

181/72/02/006169/501/0095/ID001.89

Olbertz Superannuation Fund Distribution Reconciliation Report

For The Period 01 July 2021 - 30 June 2022

Date	Non Primary Production Income (A) * ₁					Distributed Capital Gains (B) * ₂					Foreign Income * ₃		Non-Assessable			Taxable Income
	Payment Received	Franked	Unfranked	Interest/ Other	Franking Credits	Discounted (After Discount)	Rate * ₅	CGT Concession	Indexed	Other	Foreign Income	Foreign Credits	Tax Exempt	Tax Free	Tax Deferred / AMIT * ₆	
Managed Investments (Australian)																
AGENO2 Arrowstreet Global Equity No. 2 Fund - Class I																
30/06/2022	4,101.67			724.48		2,476.89	I			49.23	851.07	215.42			0.00	4,317.09
	4,101.67 ✓			724.48		2,476.89				49.23	851.07	215.42			0.00	4,317.09
	<i>Net Cash Distribution:</i>		4,101.67													
BEG1275AU Fixed Income Strategy 2																
20/10/2021	103.20						S								0.00	
24/01/2022	98.64						S								0.00	
26/04/2022	2.47						S								0.00	
30/06/2022	1.72			30.84			S				175.19	0.14			0.00	206.17
	206.03 ✓			30.84							175.19	0.14			0.00	206.17
	<i>Net Cash Distribution:</i>		206.03													
BEG1488AU Global Systematic Equities Fund																
30/06/2022	2,513.62			0.10		677.32	I		1,047.21	788.99	267.13				0.00	2,780.75
	2,513.62 ✓			0.10		677.32			1,047.21	788.99	267.13				0.00	2,780.75
	<i>Net Cash Distribution:</i>		2,513.62													
BEG8635AU Multi Strategy Alternative Fund																
30/06/2022	536.17					417.91	I	0.00		118.26					0.00	536.17
	536.17 ✓					417.91		0.00		118.26					0.00	536.17

Olbertz Superannuation Fund Distribution Reconciliation Report

For The Period 01 July 2021 - 30 June 2022

Date	Payment Received	Non Primary Production Income (A) * ₁			Distributed Capital Gains (B) * ₂					Foreign Income * ₃		Non-Assessable			Taxable Income
		Franked	Unfranked	Interest/ Other	Franking Credits	Discounted (After Discount)	Rate * ₅	CGT Concession	Indexed	Other	Foreign Income	Foreign Credits	Tax Exempt	Tax Free	
<i>Net Cash Distribution:</i>		536.17													
CHN3749AU CC JCB Active Bond Fund - Class B															
11/01/2022	53.71					S						53.71		0.00	
	53.71 ✓											53.71		0.00	
<i>Net Cash Distribution:</i>		53.71													
ETL0018AU PIMCO Global Bond Fd - Ws Class															
07/10/2021	28.77					S								0.00	
21/01/2022	7.44					S								0.00	
30/06/2022	42.54					S						78.75		0.00	
	78.75 ✓											78.75		0.00	
<i>Net Cash Distribution:</i>		78.75													
ETL0171AU AXA IM Sustainable Equity Fund															
30/06/2022	2,389.76				1.76	1,205.92	I			1,183.84	191.57			0.00	2,583.09
	2,389.76 ✓				1.76	1,205.92				1,183.84	191.57			0.00	2,583.09
<i>Net Cash Distribution:</i>		2,389.76													
ETL0172AU MFS Concentrated Gbl Equ Tr (Ins)															
30/06/2022	1,581.78					1,285.10	I			296.68	88.99			0.00	1,670.77
	1,581.78 ✓					1,285.10				296.68	88.99			0.00	1,670.77
<i>Net Cash Distribution:</i>		1,581.78													

Olbertz Superannuation Fund

Distribution Reconciliation Report

For The Period 01 July 2021 - 30 June 2022

Date	Non Primary Production Income (A) * ₁					Distributed Capital Gains (B) * ₂					Foreign Income * ₃		Non-Assessable			Taxable Income
	Payment Received	Franked	Unfranked	Interest/ Other	Franking Credits	Discounted (After Discount)	Rate * ₅	CGT Concession	Indexed	Other	Foreign Income	Foreign Credits	Tax Exempt	Tax Free	Tax Deferred / AMIT * ₆	
HOW8743AU Kapstream Abs Ret Inc PI Fd - CI I																
19/10/2021	75.87						S								0.00	
14/01/2022	75.71						S								0.00	
14/04/2022	75.39						S								0.00	
30/06/2022	84.46			257.90			S			53.53	0.12			0.00		311.55
	311.43 ✓			257.90						53.53	0.12			0.00		311.55
	<i>Net Cash Distribution:</i>		311.43													
IOF0145AU Janus Henderson Tactical Income																
19/01/2022	43.58						S								0.00	
11/04/2022	167.00						S								0.00	
30/06/2022	684.05	6.43	0.69	824.61	4.13	0.26	I			39.49	1.41	23.15		0.00		877.02
	894.63 ✓	6.43	0.69	824.61	4.13	0.26				39.49	1.41	23.15		0.00		877.02
	<i>Net Cash Distribution:</i>		894.63													
LAM0044AU Freehold Australian Property Fund																
18/10/2021	1,450.87						S								0.00	
18/01/2022	1,335.36						S								0.00	
10/05/2022	1,319.28						S								0.00	
30/06/2022	1,802.66						S								0.00	
	5,908.17														0.00	
21/12/2022	14:55:21															

Olbertz Superannuation Fund Distribution Reconciliation Report

For The Period 01 July 2021 - 30 June 2022

Date	Payment Received	Non Primary Production Income (A) * ₁			Distributed Capital Gains (B) * ₂					Foreign Income * ₃		Non-Assessable			Taxable Income
		Franked	Unfranked	Interest/ Other	Franking Credits	Discounted (After Discount)	Rate * ₅	CGT Concession	Indexed	Other	Foreign Income	Foreign Credits	Tax Exempt	Tax Free	
<i>Net Cash Distribution:</i>		0.00	<i>Variance^:</i>	5,908.17											
PPL8808AU Antares Diversified Fixed Income															
08/10/2021	109.10					S									0.00
30/06/2022	8.40					S						117.50			0.00
	117.50 ✓											117.50			0.00
<i>Net Cash Distribution:</i>		117.50													
PRM8256AU Mutual Credit Fund															
14/10/2021	491.79					S									0.00
19/01/2022	661.40					S									0.00
13/04/2022	598.01					S									0.00
30/06/2022	525.37			2,276.57		S									0.00
	2,276.57 ✓			2,276.57											0.00
<i>Net Cash Distribution:</i>		2,276.57													
SSB3825AU Western Asset Glb Bnd															
11/10/2021	98.98					S									0.00
12/01/2022	38.79					S									0.00
11/04/2022	62.12					S					0.51	199.89		0.00	0.51
	199.89 ✓										0.51	199.89		0.00	0.51
<i>Net Cash Distribution:</i>		199.89													

Olbertz Superannuation Fund Distribution Reconciliation Report

For The Period 01 July 2021 - 30 June 2022

Date	Payment Received	Non Primary Production Income (A) * ₁			Distributed Capital Gains (B) * ₂				Foreign Income * ₃		Non-Assessable			Taxable Income	
		Franked	Unfranked	Interest/ Other	Franking Credits	Discounted (After Discount)	Rate * ₅	CGT Concession	Indexed	Other	Foreign Income	Foreign Credits	Tax Exempt		Tax Free
	12,245.92 ✓					12,245.92								0.00	12,245.92
	<i>Net Cash Distribution:</i>	12,245.92													
	12,245.92					12,245.92								0.00	12,245.92
TOTAL	39,671.09	6.58	0.69	5,702.24	6.57	21,676.30		0.00		2,095.00	3,802.22	900.09	479.89	0.00	34,189.69

Total Distributed Gains

Discount Rate	Discounted	Gross
Superfund 1/3	0.00	0.00
Individual 50%(I)	21,676.30	45,447.59
Total	21,676.30	45,447.59

*₁ Summary of Non Primary Production Income (A)

Tax Label	Franked	Unfranked	Interest/Other	Less Other Deduction	Income Before Credits * ₇	Franking Credits	Total Including Credits
11M Gross trust distributions	6.58	0.69	5,702.24		5,709.51	6.57	5,716.08

*₂ Forms part of the Net Capital Gains calculation for Tax Label 11A.

*₃ Forms part of the Foreign Credits calculation for Tax Label 11D, D1, 13C1.

*₄ Taxable Income is designed to match Tax Statement provided by Fund Manager.

Taxable Income in the SMSF Annual Return will be different due to application of Capital Losses in Net Capital Gain calculation and application of different discount method.

*₅ This is the discount rate selected for the transaction. "S" being Super Funds at 1/3 and "I" being Individual at 50%.

*₆ AMIT cost base net increase is reflected as negative amount i.e. negative tax deferred and AMIT cost base net decrease is reflected as positive amount i.e. positive tax deferred.

*₇ Sum of Income Before Credits reconciles with Taxable Trust Distributions in Statement of Taxable Income.

^ Variance between Payment Received and Net Cash Distribution.



Income statement detailed

01 July 2021 to 30 June 2022

Olbertz Super Fund

Voitek Biskup
Findex Advice Services Pty Ltd - (CW)

Olbertz Management Pty Ltd ATF Olbertz Superannuation Fund

Distributed income

Tax credits

encircle Managed Investment Accounts-SMSF (3167994)

Alternatives

Multi Strategy Alternative

Capital gains - discount method	\$208.95	\$0.00
AMIT CGT Gross up amount	\$208.96	\$0.00
Capital gains - other method	\$118.26	\$0.00
	\$536.17	\$0.00

LIC deductions

Australian Cash

Cash Account

Gross interest	\$50.68	\$0.00
Capital gains - discount method	\$12.57	\$0.00
CGT concession	\$12.57	\$0.00
	\$75.82	\$0.00

LIC deductions

Australian Equities - Listed

ALS - ORDINARY

Dividends - franked	\$142.78	\$61.19
Dividends - unfranked CFI	\$133.42	\$0.00
	\$276.20	\$61.19

LIC deductions

ANZ BANK - ORDINARY

Dividends - franked	\$159.60	\$68.40
	\$159.60	\$68.40

LIC deductions

ARISTOCRAT - ORDINARY

Dividends - franked	\$155.97	\$66.84
	\$155.97	\$66.84

LIC deductions

BHP GROUP - ORDINARY

Dividends - franked	\$9,304.78	\$3,987.76
	\$9,304.78	\$3,987.76

LIC deductions

CLEANAWAY - ORDINARY

Dividends - franked	\$29.63	\$12.70
	\$29.63	\$12.70

LIC deductions


COLESGROUP - ORDINARY

Dividends - franked	\$159.88	\$68.52
	\$159.88	\$68.52

LIC deductions

CSHARE - ORDINARY

Dividends - franked	\$166.84	\$71.50
Dividends - unfranked CFI	\$168.27	\$0.00
	\$335.11	\$71.50



Income statement detailed

01 July 2021 to 30 June 2022

Olbertz Management Pty Ltd ATF Olbertz Superannuation Fund

Distributed income

Tax credits

encircle Managed Investment Accounts-SMSF (3167994)

Australian Equities - Listed

QUBE - ORDINARY

Dividends - franked

\$228.09

\$97.76

\$228.09

\$97.76

LIC deductions

RIO TINTO - ORDINARY

Dividends - franked

\$658.87

\$282.37

\$658.87

\$282.37

LIC deductions

SEEK - ORDINARY

Dividends - franked

\$167.22

\$71.67

\$167.22

\$71.67

LIC deductions

SKYCITY - ORD FOR. EXEMPT NZX

Assessable foreign income

\$129.53

\$22.86

\$129.53

\$22.86

LIC deductions

SOUTH32 - ORDINARY

Dividends - franked

\$559.69

\$239.87

\$559.69

\$239.87

LIC deductions

SUNCORP - ORDINARY

Dividends - franked

\$751.89

\$322.24

\$751.89

\$322.24

LIC deductions

TABCORP - ORDINARY

Dividends - franked

\$469.97

\$201.42

\$469.97

\$201.42

LIC deductions

TELSTRA - ORDINARY

Dividends - franked

\$698.32

\$299.28

\$698.32

\$299.28

LIC deductions

TPGLIMITED - ORDINARY

Dividends - franked

\$87.78

\$37.62

\$87.78

\$37.62

LIC deductions

V MONEY UK - CDI 1:1FOREXEMPT LSE

Assessable foreign income

\$30.43

\$0.00

\$30.43

\$0.00

LIC deductions

WOODSIDE - ORDINARY

Dividends - franked

\$1,193.23

\$511.38

\$1,193.23

\$511.38

LIC deductions

Domestic Fixed Income

Antares Diversified Fixed Income

Other Non-assessable amounts

\$117.50

\$0.00

\$117.50

\$0.00

(2)



Income statement detailed

01 July 2021 to 30 June 2022

Olbertz Management Pty Ltd ATF Olbertz Superannuation Fund

Distributed income

Tax credits

encircle Managed Investment Accounts-SMSF (3167994)

Domestic Fixed Income

LIC deductions

CC JCB Active Bond B

Other Non-assessable amounts

\$53.71

\$0.00

\$53.71

\$0.00

LIC deductions

Janus Henderson Tactical Income

Distributions - unfranked CFI

\$0.69

\$0.00

Distributions - franked

\$6.43

\$4.13

Distributions - interest

\$84.63

\$0.00

Distributions - other income

\$739.98

\$0.00

Capital gains - discount method

\$0.26

\$0.00

AMIT CGT Gross up amount

\$0.26

\$0.00

Assessable foreign income

\$39.49

\$1.41

Other Non-assessable amounts

\$26.96

\$0.00

\$898.70

\$5.54

LIC deductions

Kapstream Absolute Return Income Plus I

Distributions - interest

\$224.47

\$0.00

Distributions - other income

\$33.43

\$0.00

Assessable foreign income

\$53.53

\$0.12

\$311.43

\$0.12

LIC deductions

Domestic Floating Rate Interest

Mutual Credit

Distributions - interest

\$2,184.65

\$0.00

Distributions - other income

\$91.92

\$0.00

\$2,276.57

\$0.00

LIC deductions

Australian Property - Property Securities Funds

Alceon Australian Property Fund

Distributions - unfranked

\$6.93

\$0.00

Distributions - franked

\$61.41

\$37.72

Distributions - interest

\$329.35

\$0.00

Distributions - other income

\$1,938.80

\$0.00

Capital gains - discount method

\$2,842.11

\$0.00

AMIT CGT Gross up amount

\$2,842.12

\$0.00

Capital gains - other method

\$4,280.04

\$0.00

Assessable foreign income

\$32.57

\$1.12

\$12,333.33

\$38.84

LIC deductions

International Equities - Funds

Arrowstreet Global Equity No.2 Class E

Distributions - interest

\$0.12

\$0.00

Distributions - other income

\$724.36

\$0.00

Capital gains - discount method

\$1,238.44

\$0.00

AMIT CGT Gross up amount

\$1,238.44

\$0.00

Capital gains - other method

\$49.23

\$0.00

Assessable foreign income

\$851.07

\$215.42

\$4,101.66

\$215.42

LIC deductions



Income statement detailed

01 July 2021 to 30 June 2022

Olbertz Management Pty Ltd ATF Olbertz Superannuation Fund

Distributed income

Tax credits

encircle Managed Investment Accounts-SMSF (3167994)

International Equities - Funds

AXA IM Sustainable Equity

Capital gains - discount method	\$602.08	\$1.76
AMIT CGT Gross up amount	\$603.84	\$0.00
Assessable foreign income	\$1,183.84	\$191.57
	\$2,389.76	\$193.33

LIC deductions

BetaShares CPS - Global Growth Fund

Capital gains - discount method	\$6,122.96	\$0.00
AMIT CGT Gross up amount	\$6,122.96	\$0.00
	\$12,245.92	\$0.00

LIC deductions

Global Systematic Equities Fund

Distributions - other income	\$0.10	\$0.00
Capital gains - discount method	\$338.66	\$0.00
AMIT CGT Gross up amount	\$338.66	\$0.00
Capital gains - other method	\$1,047.21	\$0.00
Assessable foreign income	\$788.99	\$267.13
	\$2,513.62	\$267.13

LIC deductions

MFS Concentrated Global Equity Trust W

Capital gains - discount method	\$642.55	\$0.00
AMIT CGT Gross up amount	\$642.55	\$0.00
Assessable foreign income	\$296.68	\$88.99
	\$1,581.78	\$88.99

LIC deductions

International Fixed Interest

PIMCO Global Bond W

Other Non-assessable amounts	\$78.75	\$0.00
	\$78.75	\$0.00

LIC deductions

Western Asset Global Bond B

Assessable foreign income	\$0.00	\$0.51
Other Non-assessable amounts	\$199.89	\$0.00
	\$199.89	\$0.51

LIC deductions

International Interest - Bond Funds

Fixed Income Strategy 2 (FIS2)

Distributions - interest	\$1.13	\$0.00
Distributions - other income	\$29.71	\$0.00
Assessable foreign income	\$175.19	\$0.14
	\$206.03	\$0.14

LIC deductions



Income statement detailed

01 July 2021 to 30 June 2022

Olbertz Management Pty Ltd ATF Olbertz Superannuation Fund

Distributed income

Tax credits

encircle Managed Investment Accounts-SMSF (3167994)

International Property - Property Securities Funds

ClearBridge RARE Infrstrctr Val Unhdgd

Distributions - franked	\$0.00	\$0.56
Distributions - other income	\$1,571.51	\$0.00
Capital gains - discount method	\$767.59	\$0.00
AMIT CGT Gross up amount	\$767.59	\$0.00
Capital gains - other method	\$541.39	\$0.00
Assessable foreign income	\$192.74	\$83.62
Other Non-assessable amounts	\$3.39	\$0.00
	\$3,844.21	\$84.18

LIC deductions

Resolution Capital Glb Pty Sec UH SII B

Distributions - franked	\$0.15	\$0.12
Distributions - interest	\$0.49	\$0.00
Distributions - other income	\$15.74	\$0.00
Capital gains - discount method	\$915.87	\$0.00
AMIT CGT Gross up amount	\$915.93	\$0.00
Capital gains - other method	\$338.91	\$0.00
Assessable foreign income	\$220.69	\$51.18
Other Non-assessable amounts	\$3.50	\$0.00
	\$2,411.28	\$51.30

LIC deductions

Sub total for account

\$65,281.28

\$8,336.96

Total balance for Olbertz Management Pty Ltd ATF Olbertz Superannuation Fund

\$65,281.28

\$8,336.96

Information about this report

Notes

The amount in 'Income components unallocated' is income where the advice of the correct breakdown has not yet been received.

Information is presented on an accrual basis.

The amount in 'Capital gains - discount method' under the 'Tax credits' column is foreign tax paid on foreign capital gains - discount method.

The amount in 'Capital gains - indexation method' under the 'Tax credits' column is foreign tax paid on foreign capital gains - indexation method.

The amount in 'Capital gains - other method' under the 'Tax credits' column is foreign tax paid on foreign capital gains - other method.

Amounts in the 'Tax credits' column have not been adjusted for shares held for a period less than 45 days (90 days for preference shares). The adjusted franking credit amounts are included in Part A and C of the Annual Tax Statement.

Managed Fund information generally provided by Australian Market Automated Quotation (AUSMAQ) System Limited ABN 53 062 527 575.

Listed Securities information generally provided by the share registry used by the underlying company.

Property Syndicate / Unlisted Investment information generally provided by the relevant Fund Manager.

Report criteria

The Income statement detailed report includes the following accounts:

Olbertz Management Pty Ltd ATF Olbertz Superannuation Fund encircle Managed Investment Accounts-SMSF (3167994)

Fortune Unit Trust

ABN: 77 792 332 359

Appropriation statement For the year ended 30 June 2022

	2022	2021
	\$	\$
Net profit	65,750.05	38,223.85
Retained earnings (accumulated losses) at the beginning of the financial year	(2,035,790.18)	(1,859,079.00)
Total available for distribution (loss)	(1,970,040.13)	(1,820,855.15)
Distribution to Beneficiaries	65,750.05	38,223.85
Retained earnings (accumulated losses) at the end of the financial year	(2,035,790.18)	(1,859,079.00)
Unitholders distribution:		
Olbertz Superannuation Fund	65,750.05 ✓	38,223.85
	65,750.05	38,223.85

The accompanying notes form part of these financial statements.

These statements should be read in conjunction with the attached compilation report of Herron Accountants.

ABN 77 792 332 359

TFN		Entity code	S	SMSF
Name of beneficiary	Olbertz Superannuation Fund			
Residential addr (ind) or Business addr (non-ind)	156 Southpine Road			
	BRENDALE	QLD	4500	
Assessment calc. code	V 35	Distribution percentage	100.00	
Share of income of the trust estate	W 65750	Share of cr. for TFN amounts w'held from payments from closely held trusts	O	
Share of credit for tax w'held - FRW (excl. CGT)	L	Capital gains	F	
Aust. franking credits from a NZ franking co.	N	NCMI Capital gains	F1	
Primary production	A	Excluded from NCMI	F2	
PP - NCMI	A1	Capital gains	Z	
PP - Excluded from NCMI	A2	Share of credit for for. res. CGT withholding	G	
Non-Primary production	B 77571	Attributed foreign inc.	H	
Non-PP - NCMI	B1	Other assessable foreign source income	I	
Non-PP - Excluded from NCMI	B2	For. inc. tax offset	R	
Credit for tax withheld where ABN not quoted	C	NRAS scheme tax offset	M	
Franked distributions	U	Expl. credits distrib.	T	
Franking credit	D	ESVCLP tax offset	J	
TFN amounts withheld	E	ESIC tax offset	C1	
		Div 6AA Eligible income		
Small business income tax offset information				
Net small business income	Y			
Non-resident beneficiary additional information				
s98(3) assessable amt	J	s98(4) assessable amt	K	
TB statement information				
Tax preferred amounts	P	Untaxed part of share of net income	Q	
Annual Trustee Payment report information				
Distrib. from ordinary or statutory income during income year	S	Total TFN amounts withheld from payments	T	

Olbertz Superannuation Fund

Dividend Reconciliation Report

For The Period 01 July 2021 - 30 June 2022

Date	Net Payment Received	Australian Income			Foreign Income			Withheld		
		Unfranked	Franked	Franking Credits	Foreign Income	Foreign Credits	NZ Credits	TFN Withheld	Non-Resident	LIC Deduction
Shares in Listed Companies (Australian)										
ALL.AX Aristocrat Leisure Limited										
02/07/2021	59.25	0.00	59.25	25.39						
17/12/2021	96.72	0.00	96.72	41.45						
	155.97 ✓	0.00 ✓	155.97 ✓	66.84 ✓						
ALQ.AX Als Limited										
05/07/2021	149.80	44.94	104.86	44.94						
17/12/2021	126.40	88.48	37.92	16.25						
	276.20 ✓	133.42 ✓	142.78 ✓	61.19 ✓						
ANZ.AX Australia And New Zealand Banking Group Limited										
01/07/2021	159.60	0.00	159.60	68.40						
	159.60 ✓	0.00 ✓	159.60 ✓	68.40 ✓						
BHP.AX BHP Group Limited										
21/09/2021	1,949.56	0.00	1,949.56	835.53						
16/03/2022	1,849.62	0.00	1,849.62	792.69						
30/06/2022	5,519.88	0.00	5,519.88	2,365.66						
	9,319.06 ✓	0.00 ✓	9,319.06 ✓	3,993.88 ✓						

Olbertz Superannuation Fund

Dividend Reconciliation Report

For The Period 01 July 2021 - 30 June 2022

Date	Net Payment Received	Australian Income			Foreign Income			Withheld		
		Unfranked	Franked	Franking Credits	Foreign Income	Foreign Credits	NZ Credits	TFN Withheld	Non-Resident	LIC Deduction
17/09/2021	250.53	0.00	250.53	107.37						
16/03/2022	219.44	0.00	219.44	94.05						
	469.97 ✓	0.00 ✓	469.97 ✓	201.42 ✓						
TLS.AX Telstra Corporation Limited.										
23/09/2021	381.12	0.00	381.12	163.34						
01/04/2022	317.20	0.00	317.20	135.94						
	698.32 ✓	0.00 ✓	698.32 ✓	299.28 ✓						
TPG.AX TPG Telecom Limited.										
13/10/2021	35.84	0.00	35.84	15.36						
13/04/2022	51.94	0.00	51.94	22.26						
	87.78 ✓	0.00 ✓	87.78 ✓	37.62 ✓						
VUK.AX Virgin Money Uk Plc										
11/03/2022	30.43	30.43								
	30.43 ✓	30.43 ✓								
WPL.AX Woodside Petroleum Ltd										
24/09/2021	238.82	0.00	238.82	102.35						
16/03/2022	954.41	0.00	954.41	409.03						

Olbertz Superannuation Fund

Dividend Reconciliation Report

For The Period 01 July 2021 - 30 June 2022

Date	Australian Income				Foreign Income		Withheld			
	Net Payment Received	Unfranked	Franked	Franking Credits	Foreign Income	Foreign Credits	NZ Credits	TFN Withheld	Non-Resident	LIC Deduction
	1,193.23 ✓	0.00 ✓	1,193.23 ✓	511.38 ✓						
	18,866.10	1,513.63	17,119.95	7,337.14	232.52	57.19				

Stapled Securities

LLC.AX Lendlease Group

15/09/2021	103.08	103.08								
16/03/2022	65.19	65.19								
30/06/2022	73.12	40.85			32.27	3.27				
	241.39 ✓	209.12 ✓			32.27 ✓	3.27 ✓				
	241.39	209.12			32.27	3.27				

Olbertz Superannuation Fund
Dividend Reconciliation Report

For The Period 01 July 2021 - 30 June 2022

Date	Net Payment Received	Australian Income			Foreign Income			Withheld		
		Unfranked	Franked	Franking Credits	Foreign Income	Foreign Credits	NZ Credits	TFN Withheld	Non-Resident	LIC Deduction
TOTAL	19,107.49	1,722.75	17,119.95	7,337.14	264.79	60.46				

Tax Return Reconciliation

	Totals	Tax Return Label
Unfranked	1,722.75	J
Franked Dividends	17,119.95	K
Franking Credits	7,337.14	L

Olbertz Superannuation Fund

Realised Capital Gains Report

For The Period 01 July 2021 - 30 June 2022

Investment		Accounting Treatment				Tax Treatment						
Purchase Contract Date	Disposal Contract Date	Units	Cost	Proceeds	Accounting Profit/(Loss)	Adjusted Cost Base	Reduced Cost Base	Indexed Cost Base	Indexed Gains	Discounted Gains (Gross)	Other Gains	Capital Loss
Managed Investments (Australian)												
AGENO2 - Arrowstreet Global Equity No. 2 Fund - Class I												
18/02/2021	23/02/2022	1,272.06	1,464.90	1,502.30	37.40	1,435.59	1,435.59	0.00	0.00	66.71	0.00	0.00
18/02/2021	26/05/2022	4,955.32	5,706.55	5,369.59	(336.96)	5,592.37	5,592.37	0.00	0.00	0.00	0.00	(222.78)
		0.00	0.00	0.00	0.00	0.00	0.00	0.00	0.00	4,953.77	49.23	0.00
		6,227.38	7,171.45	6,871.89	(299.56)	7,027.96	7,027.96	0.00	0.00	5,020.48	49.23	(222.78)
BEG1488AU - Global Systematic Equities Fund												
24/11/2020	28/02/2022	3,635.26	4,058.41	4,891.25	832.84	4,058.41	4,058.41	0.00	0.00	832.84	0.00	0.00
24/11/2020	30/05/2022	1,424.11	1,589.88	1,742.40	152.52	1,589.88	1,589.88	0.00	0.00	152.52	0.00	0.00
28/05/2020	30/05/2022	2,187.38	2,260.00	2,676.26	416.26	2,260.00	2,260.00	0.00	0.00	416.26	0.00	0.00
09/04/2020	30/05/2022	195.96	195.96	239.75	43.80	195.96	195.96	0.00	0.00	43.80	0.00	0.00
		0.00	0.00	0.00	0.00	0.00	0.00	0.00	0.00	1,354.64	1,047.21	0.00
		7,442.71	8,104.25	9,549.66	1,445.42	8,104.25	8,104.25	0.00	0.00	2,800.06	1,047.21	0.00
BEG8635AU - Multi Strategy Alternative Fund												
		0.00	0.00	0.00	0.00	0.00	0.00	0.00	0.00	835.82	118.26	0.00
		0.00	0.00	0.00	0.00	0.00	0.00	0.00	0.00	835.82	118.26	0.00
BSC0004AU - Custom Portfolio Sol Glb Gwth Fd												
24/08/2020	01/09/2021	5,610.65	6,285.46	7,861.26	1,575.80	6,285.46	6,285.46	0.00	0.00	1,575.80	0.00	0.00
		5,610.65	6,285.46	7,861.26	1,575.80	6,285.46	6,285.46	0.00	0.00	1,575.80	0.00	0.00
ETL0171AU - AXA IM Sustainable Equity Fund												
28/07/2020	30/08/2021	1,099.64	1,395.00	1,751.28	356.28	1,383.40	1,383.40	0.00	0.00	367.88	0.00	0.00
24/11/2020	28/02/2022	404.84	544.35	635.68	91.33	540.07	540.07	0.00	0.00	95.61	0.00	0.00

Olbertz Superannuation Fund

Realised Capital Gains Report

For The Period 01 July 2021 - 30 June 2022

Investment		Accounting Treatment				Tax Treatment						
Purchase Contract Date	Disposal Contract Date	Units	Cost	Proceeds	Accounting Profit/(Loss)	Adjusted Cost Base	Reduced Cost Base	Indexed Cost Base	Indexed Gains	Discounted Gains (Gross)	Other Gains	Capital Loss
Managed Investments (Australian)												
24/11/2020	30/05/2022	3,924.74	5,277.20	5,664.97	387.77	5,235.80	5,235.80	0.00	0.00	429.17	0.00	0.00
		0.00	0.00	0.00	0.00	0.00	0.00	0.00	0.00	2,411.84	0.00	0.00
		5,429.22	7,216.55	8,051.93	835.38	7,159.27	7,159.27	0.00	0.00	3,304.50	0.00	0.00
ETL0172AU - MFS Concentrated Glbl Equ Tr (Ins)												
24/08/2020	26/08/2021	263.11	767.96	963.90	195.94	754.75	754.75	0.00	0.00	209.15	0.00	0.00
24/11/2020	26/05/2022	1,103.96	3,382.09	3,480.34	98.25	3,326.67	3,326.67	0.00	0.00	153.67	0.00	0.00
		0.00	0.00	0.00	0.00	0.00	0.00	0.00	0.00	2,570.20	0.00	0.00
		1,367.07	4,150.05	4,444.24	294.19	4,081.42	4,081.42	0.00	0.00	2,933.02	0.00	0.00
HOW8743AU - Kapstream Abs Ret Inc PI Fd - CI I												
10/09/2019	25/05/2022	456.67	466.53	457.22	(9.31)	464.54	464.54	0.00	0.00	0.00	0.00	(7.32)
		456.67	466.53	457.22	(9.31)	464.54	464.54	0.00	0.00	0.00	0.00	(7.32)
IOF0145AU1 - Janus Henderson Tactical Income												
		0.00	0.00	0.00	0.00	0.00	0.00	0.00	0.00	0.52	0.00	0.00
		0.00	0.00	0.00	0.00	0.00	0.00	0.00	0.00	0.52	0.00	0.00
LAM0044AU - Freehold Australian Property Fund												
24/11/2020	07/03/2022	3,521.90	3,930.44	4,306.58	376.14	3,894.64	3,894.64	0.00	0.00	411.94	0.00	0.00
20/05/2021	27/05/2022	5,629.22	6,391.98	6,850.20	458.22	6,334.75	6,334.75	0.00	0.00	515.45	0.00	0.00
		9,151.12	10,322.42	11,156.78	834.36	10,229.39	10,229.39	0.00	0.00	927.39	0.00	0.00
PCOINV - Packer & Co Investigator Trust												
21/11/2019	08/03/2022	62.98	180.00	110.72	(69.28)	180.00	180.00	0.00	0.00	0.00	0.00	(69.28)
17/02/2014	08/03/2022	376.96	733.86	662.69	(71.17)	733.86	733.86	0.00	0.00	0.00	0.00	(71.17)

Olbertz Superannuation Fund

Realised Capital Gains Report

For The Period 01 July 2021 - 30 June 2022

Investment		Accounting Treatment				Tax Treatment						
Purchase Contract Date	Disposal Contract Date	Units	Cost	Proceeds	Accounting Profit/(Loss)	Adjusted Cost Base	Reduced Cost Base	Indexed Cost Base	Indexed Gains	Discounted Gains (Gross)	Other Gains	Capital Loss
Managed Investments (Australian)												
17/02/2014	08/06/2022	2,332.88	4,541.65	4,347.80	(193.86)	4,541.65	4,541.65	0.00	0.00	0.00	0.00	(193.86)
18/02/2016	08/06/2022	205.02	395.55	382.10	(13.45)	395.55	395.55	0.00	0.00	0.00	0.00	(13.45)
19/08/2020	08/06/2022	2,152.30	3,940.00	4,011.24	71.24	3,940.00	3,940.00	0.00	0.00	71.24	0.00	0.00
01/08/2014	08/06/2022	241.11	430.00	449.36	19.36	430.00	430.00	0.00	0.00	19.36	0.00	0.00
01/09/2020	08/06/2022	652.30	1,120.00	1,215.69	95.69	1,120.00	1,120.00	0.00	0.00	95.69	0.00	0.00
18/11/2020	08/06/2022	541.49	920.00	1,009.18	89.18	920.00	920.00	0.00	0.00	89.18	0.00	0.00
18/02/2021	08/06/2022	278.70	470.00	519.41	49.41	470.00	470.00	0.00	0.00	49.41	0.00	0.00
		6,843.75	12,731.06	12,708.19	(22.88)	12,731.06	12,731.06	0.00	0.00	324.88	0.00	(347.76)
PRM8256AU - Mutual Credit Fund												
20/05/2021	30/05/2022	2,569.74	2,629.34	2,578.63	(50.71)	2,629.34	2,629.34	0.00	0.00	0.00	0.00	(50.71)
		2,569.74	2,629.34	2,578.63	(50.71)	2,629.34	2,629.34	0.00	0.00	0.00	0.00	(50.71)
TGP0034AU - ClrBrge RARE Infrast Vlue Fd Unhdd												
06/03/2020	25/05/2022	2,904.63	4,033.08	4,017.10	(15.98)	3,868.30	3,868.30	0.00	0.00	148.80	0.00	0.00
		0.00	0.00	0.00	0.00	0.00	0.00	0.00	0.00	3,070.36	541.39	0.00
		2,904.63	4,033.08	4,017.10	(15.98)	3,868.30	3,868.30	0.00	0.00	3,219.16	541.39	0.00
WHT2080AU - Resolution Capital Glb Prop Sec CIB												
27/05/2020	26/08/2021	809.38	821.60	965.03	143.43	821.00	821.00	0.00	0.00	144.03	0.00	0.00
		0.00	0.00	0.00	0.00	0.00	0.00	0.00	0.00	3,663.60	338.91	0.00
		809.38	821.60	965.03	143.43	821.00	821.00	0.00	0.00	3,807.63	338.91	0.00
		48,812.31	63,931.79	68,661.93	4,730.14	63,401.99	63,401.99	0.00	0.00	24,749.26	2,095.00	(628.57)

Shares in Listed Companies (Australian)

Olbertz Superannuation Fund

Realised Capital Gains Report

For The Period 01 July 2021 - 30 June 2022

Investment		Accounting Treatment				Tax Treatment						
Purchase Contract Date	Disposal Contract Date	Units	Cost	Proceeds	Accounting Profit/(Loss)	Adjusted Cost Base	Reduced Cost Base	Indexed Cost Base	Indexed Gains	Discounted Gains (Gross)	Other Gains	Capital Loss
Shares in Listed Companies (Australian)												
ALL.AX - Aristocrat Leisure Limited												
07/07/2020	16/08/2021	6.00	159.53	250.10	90.57	159.53	159.53	0.00	0.00	90.57	0.00	0.00
		6.00	159.53	250.10	90.57	159.53	159.53	0.00	0.00	90.57	0.00	0.00
ALLR.AX - Aristocrat Leisure Limited												
08/04/2019	17/11/2021	5.00	0.00	85.50	85.50	0.00	0.00	0.00	0.00	23.75	0.00	0.00
15/04/2019	17/11/2021	3.00	0.00	0.00	0.00	0.00	0.00	0.00	0.00	14.25	0.00	0.00
09/05/2019	17/11/2021	1.00	0.00	0.00	0.00	0.00	0.00	0.00	0.00	4.75	0.00	0.00
23/03/2020	17/11/2021	7.00	0.00	0.00	0.00	0.00	0.00	0.00	0.00	33.25	0.00	0.00
07/07/2020	17/11/2021	1.00	0.00	0.00	0.00	0.00	0.00	0.00	0.00	4.75	0.00	0.00
17/07/2020	17/11/2021	1.00	0.00	0.00	0.00	0.00	0.00	0.00	0.00	4.75	0.00	0.00
		18.00	0.00	85.50	85.50	0.00	0.00	0.00	0.00	85.50	0.00	0.00
ALQ.AX - Als Limited												
07/10/2019	06/07/2021	93.00	760.27	1,210.50	450.23	760.27	760.27	0.00	0.00	450.23	0.00	0.00
25/09/2019	06/07/2021	42.00	341.22	546.68	205.46	341.22	341.22	0.00	0.00	205.46	0.00	0.00
25/09/2019	02/08/2021	39.00	316.84	505.60	188.76	316.84	316.84	0.00	0.00	188.76	0.00	0.00
02/10/2019	02/08/2021	52.00	421.25	674.14	252.88	421.25	421.25	0.00	0.00	252.88	0.00	0.00
		226.00	1,839.58	2,936.92	1,097.33	1,839.58	1,839.58	0.00	0.00	1,097.33	0.00	0.00
CBA.AX - Commonwealth Bank Of Australia.												
18/05/2021	25/08/2021	7.00	679.68	698.86	19.18	679.68	679.68	0.00	0.00	0.00	19.18	0.00
18/05/2021	21/02/2022	57.00	5,534.57	5,608.11	73.54	5,534.57	5,534.57	0.00	0.00	0.00	73.54	0.00
		64.00	6,214.25	6,306.97	92.72	6,214.25	6,214.25	0.00	0.00	0.00	92.72	0.00

Olbertz Superannuation Fund

Realised Capital Gains Report

For The Period 01 July 2021 - 30 June 2022

Investment		Accounting Treatment				Tax Treatment						
Purchase Contract Date	Disposal Contract Date	Units	Cost	Proceeds	Accounting Profit/(Loss)	Adjusted Cost Base	Reduced Cost Base	Indexed Cost Base	Indexed Gains	Discounted Gains (Gross)	Other Gains	Capital Loss
Shares in Listed Companies (Australian)												
COL.AX - Coles Group Limited.												
19/06/2020	21/02/2022	57.00	951.76	948.24	(3.51)	951.76	951.76	0.00	0.00	0.00	0.00	(3.51)
04/06/2021	21/02/2022	74.00	1,230.48	1,231.05	0.57	1,230.48	1,230.48	0.00	0.00	0.00	0.57	0.00
17/06/2020	21/02/2022	51.00	834.82	848.43	13.61	834.82	834.82	0.00	0.00	13.61	0.00	0.00
15/06/2020	21/02/2022	389.00	6,174.66	6,471.34	296.68	6,174.66	6,174.66	0.00	0.00	296.68	0.00	0.00
		571.00	9,191.72	9,499.06	307.35	9,191.72	9,191.72	0.00	0.00	310.29	0.57	(3.51)
CPU.AX - Computershare Limited.												
22/05/2020	16/08/2021	33.00	413.67	537.08	123.41	413.67	413.67	0.00	0.00	123.41	0.00	0.00
03/09/2020	21/02/2022	18.00	234.11	412.08	177.97	234.11	234.11	0.00	0.00	177.97	0.00	0.00
22/05/2020	21/02/2022	30.00	376.06	686.79	310.73	376.06	376.06	0.00	0.00	310.73	0.00	0.00
22/05/2020	25/02/2022	45.00	564.09	997.69	433.60	564.09	564.09	0.00	0.00	433.60	0.00	0.00
22/05/2020	08/03/2022	3.00	37.61	62.67	25.06	37.61	37.61	0.00	0.00	25.06	0.00	0.00
12/05/2020	08/03/2022	59.00	709.30	1,232.53	523.23	709.30	709.30	0.00	0.00	523.23	0.00	0.00
13/04/2021	28/04/2022	47.00	636.85	1,152.90	516.05	636.85	636.85	0.00	0.00	516.05	0.00	0.00
12/05/2020	28/04/2022	26.00	312.57	637.77	325.20	312.57	312.57	0.00	0.00	325.20	0.00	0.00
		261.00	3,284.26	5,719.51	2,435.25	3,284.26	3,284.26	0.00	0.00	2,435.25	0.00	0.00
CWY.AX - Cleanaway Waste Management Limited												
29/11/2019	17/09/2021	100.00	212.30	255.41	43.10	212.30	212.30	0.00	0.00	43.10	0.00	0.00
29/01/2020	17/09/2021	410.00	851.83	1,047.16	195.33	851.83	851.83	0.00	0.00	195.33	0.00	0.00
26/05/2020	17/09/2021	424.00	848.29	1,082.92	234.63	848.29	848.29	0.00	0.00	234.63	0.00	0.00
22/09/2020	17/09/2021	327.00	714.16	835.18	121.02	714.16	714.16	0.00	0.00	0.00	121.02	0.00
		1,261.00	2,626.58	3,220.67	594.08	2,626.58	2,626.58	0.00	0.00	473.06	121.02	0.00

Olbertz Superannuation Fund

Realised Capital Gains Report

For The Period 01 July 2021 - 30 June 2022

Investment		Accounting Treatment				Tax Treatment						
Purchase Contract Date	Disposal Contract Date	Units	Cost	Proceeds	Accounting Profit/(Loss)	Adjusted Cost Base	Reduced Cost Base	Indexed Cost Base	Indexed Gains	Discounted Gains (Gross)	Other Gains	Capital Loss
Shares in Listed Companies (Australian)												
DMP.AX - Domino's Pizza Enterprises Ltd												
13/12/2019	07/09/2021	12.00	629.98	1,871.52	1,241.54	629.98	629.98	0.00	0.00	1,241.54	0.00	0.00
13/12/2019	16/09/2021	4.00	209.99	657.10	447.11	209.99	209.99	0.00	0.00	447.11	0.00	0.00
06/09/2019	16/09/2021	1.00	45.33	164.28	118.94	45.33	45.33	0.00	0.00	118.94	0.00	0.00
06/09/2019	22/09/2021	5.00	226.67	775.59	548.92	226.67	226.67	0.00	0.00	548.92	0.00	0.00
21/08/2019	22/09/2021	3.00	128.21	465.35	337.15	128.21	128.21	0.00	0.00	337.15	0.00	0.00
26/11/2020	21/02/2022	11.00	841.53	1,162.84	321.31	841.53	841.53	0.00	0.00	321.31	0.00	0.00
21/08/2019	21/02/2022	10.00	427.35	1,057.13	629.78	427.35	427.35	0.00	0.00	629.78	0.00	0.00
		46.00	2,509.06	6,153.81	3,644.75	2,509.06	2,509.06	0.00	0.00	3,644.75	0.00	0.00
EDV.AX - Endeavour Group Limited												
23/05/2022	07/06/2022	111.00	859.79	796.52	(63.27)	859.79	859.79	0.00	0.00	0.00	0.00	(63.27)
29/03/2022	07/06/2022	59.00	422.48	423.37	0.89	422.48	422.48	0.00	0.00	0.00	0.89	0.00
		170.00	1,282.27	1,219.89	(62.38)	1,282.27	1,282.27	0.00	0.00	0.00	0.89	(63.27)
JHX.AX - James Hardie Industries Plc												
16/03/2021	02/08/2021	29.00	1,123.58	1,334.58	211.00	1,123.58	1,123.58	0.00	0.00	0.00	211.00	0.00
16/03/2021	14/02/2022	6.00	232.46	294.75	62.29	232.46	232.46	0.00	0.00	0.00	62.29	0.00
09/04/2020	14/02/2022	129.00	2,600.27	6,337.14	3,736.86	2,600.27	2,600.27	0.00	0.00	3,736.86	0.00	0.00
09/04/2020	25/02/2022	44.00	886.92	2,017.41	1,130.50	886.92	886.92	0.00	0.00	1,130.50	0.00	0.00
12/12/2018	25/02/2022	71.00	1,101.42	3,255.37	2,153.95	1,101.42	1,101.42	0.00	0.00	2,153.95	0.00	0.00
		279.00	5,944.65	13,239.25	7,294.60	5,944.65	5,944.65	0.00	0.00	7,021.31	273.29	0.00
MQG.AX - Macquarie Group Limited												

Olbertz Superannuation Fund

Realised Capital Gains Report

For The Period 01 July 2021 - 30 June 2022

Investment		Accounting Treatment				Tax Treatment						
Purchase Contract Date	Disposal Contract Date	Units	Cost	Proceeds	Accounting Profit/(Loss)	Adjusted Cost Base	Reduced Cost Base	Indexed Cost Base	Indexed Gains	Discounted Gains (Gross)	Other Gains	Capital Loss
Shares in Listed Companies (Australian)												
07/07/2021	15/02/2022	7.00	1,099.94	1,348.25	248.31	1,099.94	1,099.94	0.00	0.00	0.00	248.31	0.00
07/07/2021	21/02/2022	3.00	471.40	591.59	120.19	471.40	471.40	0.00	0.00	0.00	120.19	0.00
13/10/2020	29/03/2022	4.00	520.75	790.48	269.73	520.75	520.75	0.00	0.00	269.73	0.00	0.00
17/09/2020	29/03/2022	5.00	595.01	988.09	393.08	595.01	595.01	0.00	0.00	393.08	0.00	0.00
17/09/2020	04/05/2022	12.00	1,428.03	2,432.06	1,004.03	1,428.03	1,428.03	0.00	0.00	1,004.03	0.00	0.00
23/05/2022	15/06/2022	10.00	1,783.94	1,743.46	(40.48)	1,783.94	1,783.94	0.00	0.00	0.00	0.00	(40.48)
		41.00	5,899.07	7,893.93	1,994.86	5,899.07	5,899.07	0.00	0.00	1,666.84	368.50	(40.48)
NAB.AX - National Australia Bank Limited												
21/02/2022	28/04/2022	55.00	1,693.79	1,794.27	100.48	1,693.79	1,693.79	0.00	0.00	0.00	100.48	0.00
05/12/2019	28/04/2022	19.00	483.69	619.84	136.15	483.69	483.69	0.00	0.00	136.15	0.00	0.00
23/08/2021	28/04/2022	15.00	412.15	489.35	77.20	412.15	412.15	0.00	0.00	0.00	77.20	0.00
23/05/2022	15/06/2022	53.00	1,641.75	1,491.12	(150.63)	1,641.75	1,641.75	0.00	0.00	0.00	0.00	(150.63)
		142.00	4,231.38	4,394.58	163.20	4,231.38	4,231.38	0.00	0.00	136.15	177.68	(150.63)
QBE.AX - QBE Insurance Group Limited												
14/02/2022	15/06/2022	46.00	584.66	553.84	(30.82)	584.66	584.66	0.00	0.00	0.00	0.00	(30.82)
		46.00	584.66	553.84	(30.82)	584.66	584.66	0.00	0.00	0.00	0.00	(30.82)
QUB.AX - Qube Holdings Limited												
07/09/2021	04/05/2022	261.00	840.36	757.38	(82.98)	840.36	840.36	0.00	0.00	0.00	0.00	(82.98)
26/11/2020	04/05/2022	24.00	71.82	69.64	(2.17)	71.82	71.82	0.00	0.00	0.00	0.00	(2.17)
13/10/2020	04/05/2022	126.00	347.54	365.63	18.09	347.54	347.54	0.00	0.00	18.09	0.00	0.00
22/05/2020	04/05/2022	82.00	220.34	237.95	17.61	220.34	220.34	0.00	0.00	17.61	0.00	0.00
22/05/2020	07/06/2022	75.00	201.53	227.15	25.62	201.53	201.53	0.00	0.00	25.62	0.00	0.00

Olbertz Superannuation Fund

Realised Capital Gains Report

For The Period 01 July 2021 - 30 June 2022

Investment		Accounting Treatment				Tax Treatment						
Purchase Contract Date	Disposal Contract Date	Units	Cost	Proceeds	Accounting Profit/(Loss)	Adjusted Cost Base	Reduced Cost Base	Indexed Cost Base	Indexed Gains	Discounted Gains (Gross)	Other Gains	Capital Loss
Shares in Listed Companies (Australian)												
22/05/2020	22/06/2022	337.00	905.55	939.92	34.37	905.55	905.55	0.00	0.00	34.37	0.00	0.00
		905.00	2,587.14	2,597.67	10.54	2,587.14	2,587.14	0.00	0.00	95.69	0.00	(85.15)
REA.AX - REA Group Ltd												
18/03/2020	06/07/2021	6.00	488.46	1,016.69	528.23	488.46	488.46	0.00	0.00	528.23	0.00	0.00
28/04/2017	06/07/2021	3.00	186.83	508.35	321.51	186.83	186.83	0.00	0.00	321.51	0.00	0.00
28/04/2017	19/07/2021	14.00	871.89	2,269.12	1,397.23	871.89	871.89	0.00	0.00	1,397.23	0.00	0.00
		23.00	1,547.18	3,794.16	2,246.97	1,547.18	1,547.18	0.00	0.00	2,246.97	0.00	0.00
RIO.AX - Rio Tinto Limited												
24/05/2017	16/08/2021	11.00	707.86	1,320.38	612.52	707.86	707.86	0.00	0.00	612.52	0.00	0.00
		11.00	707.86	1,320.38	612.52	707.86	707.86	0.00	0.00	612.52	0.00	0.00
S32.AX - South32 Limited												
09/04/2021	26/07/2021	202.00	585.28	574.91	(10.37)	585.28	585.28	0.00	0.00	0.00	0.00	(10.37)
18/01/2021	21/02/2022	153.00	413.98	708.46	294.49	413.98	413.98	0.00	0.00	294.49	0.00	0.00
18/12/2020	21/02/2022	480.00	1,252.43	2,222.64	970.20	1,252.43	1,252.43	0.00	0.00	970.20	0.00	0.00
18/12/2020	25/02/2022	150.00	391.39	682.51	291.12	391.39	391.39	0.00	0.00	291.12	0.00	0.00
07/12/2020	25/02/2022	382.00	972.68	1,738.12	765.44	972.68	972.68	0.00	0.00	765.44	0.00	0.00
01/12/2020	25/02/2022	11.00	27.08	50.05	22.97	27.08	27.08	0.00	0.00	22.97	0.00	0.00
23/05/2022	29/06/2022	184.00	855.16	751.18	(103.98)	855.16	855.16	0.00	0.00	0.00	0.00	(103.98)
09/04/2021	29/06/2022	130.00	376.66	530.73	154.06	376.66	376.66	0.00	0.00	154.06	0.00	0.00
		1,692.00	4,874.66	7,258.60	2,383.93	4,874.66	4,874.66	0.00	0.00	2,498.28	0.00	(114.35)
SEK.AX - Seek Limited												

Olbertz Superannuation Fund

Realised Capital Gains Report

For The Period 01 July 2021 - 30 June 2022

Investment		Accounting Treatment				Tax Treatment						
Purchase Contract Date	Disposal Contract Date	Units	Cost	Proceeds	Accounting Profit/(Loss)	Adjusted Cost Base	Reduced Cost Base	Indexed Cost Base	Indexed Gains	Discounted Gains (Gross)	Other Gains	Capital Loss
Shares in Listed Companies (Australian)												
16/07/2021	21/02/2022	28.00	923.52	801.35	(122.17)	923.52	923.52	0.00	0.00	0.00	0.00	(122.17)
11/03/2021	21/02/2022	18.00	476.27	515.16	38.89	476.27	476.27	0.00	0.00	0.00	38.89	0.00
		46.00	1,399.79	1,316.51	(83.28)	1,399.79	1,399.79	0.00	0.00	0.00	38.89	(122.17)
TAH.AX - Tabcorp Holdings Limited												
23/08/2019	21/02/2022	106.00	475.75	564.17	88.42	475.75	475.75	0.00	0.00	88.42	0.00	0.00
14/02/2018	21/02/2022	97.00	434.96	516.26	81.30	434.96	434.96	0.00	0.00	81.30	0.00	0.00
14/02/2018	14/05/2022	198.00	887.87	995.50	107.63	887.87	887.87	0.00	0.00	107.63	0.00	0.00
05/06/2018	14/05/2022	84.00	375.19	422.33	47.14	375.19	375.19	0.00	0.00	47.14	0.00	0.00
		485.00	2,173.77	2,498.26	324.49	2,173.77	2,173.77	0.00	0.00	324.49	0.00	0.00
TLS.AX - Telstra Corporation Limited.												
28/01/2021	21/02/2022	447.00	1,441.80	1,793.25	351.45	1,441.80	1,441.80	0.00	0.00	351.45	0.00	0.00
26/06/2020	21/02/2022	352.00	1,104.69	1,412.14	307.45	1,104.69	1,104.69	0.00	0.00	307.45	0.00	0.00
28/04/2022	29/06/2022	118.00	473.61	448.71	(24.90)	473.61	473.61	0.00	0.00	0.00	0.00	(24.90)
23/05/2022	29/06/2022	1.00	3.93	3.80	(0.13)	3.93	3.93	0.00	0.00	0.00	0.00	(0.13)
		918.00	3,024.03	3,657.90	633.87	3,024.03	3,024.03	0.00	0.00	658.90	0.00	(25.03)
VUK.AX - Virgin Money Uk Plc												
18/12/2018	17/03/2022	108.00	358.36	322.99	(35.37)	358.36	358.36	0.00	0.00	0.00	0.00	(35.37)
01/08/2019	17/03/2022	173.00	514.81	517.38	2.57	514.81	514.81	0.00	0.00	2.57	0.00	0.00
03/03/2020	17/03/2022	629.00	1,834.15	1,881.12	46.97	1,834.15	1,834.15	0.00	0.00	46.97	0.00	0.00
06/09/2019	17/03/2022	261.00	521.89	780.56	258.67	521.89	521.89	0.00	0.00	258.67	0.00	0.00
26/05/2020	17/03/2022	427.00	680.71	1,277.01	596.30	680.71	680.71	0.00	0.00	596.30	0.00	0.00

Olbertz Superannuation Fund

Realised Capital Gains Report

For The Period 01 July 2021 - 30 June 2022

Investment		Accounting Treatment				Tax Treatment						
Purchase Contract Date	Disposal Contract Date	Units	Cost	Proceeds	Accounting Profit/(Loss)	Adjusted Cost Base	Reduced Cost Base	Indexed Cost Base	Indexed Gains	Discounted Gains (Gross)	Other Gains	Capital Loss
Shares in Listed Companies (Australian)												
		1,598.00	3,909.92	4,779.06	869.14	3,909.92	3,909.92	0.00	0.00	904.51	0.00	(35.37)
WPL.AX - Woodside Petroleum Ltd												
29/10/2019	15/03/2022	35.00	1,138.41	1,102.70	(35.71)	1,138.41	1,138.41	0.00	0.00	0.00	0.00	(35.71)
29/10/2019	28/04/2022	10.00	325.26	304.29	(20.97)	325.26	325.26	0.00	0.00	0.00	0.00	(20.97)
14/10/2019	28/04/2022	49.00	1,570.27	1,491.03	(79.24)	1,570.27	1,570.27	0.00	0.00	0.00	0.00	(79.24)
15/10/2019	28/04/2022	6.00	190.42	182.58	(7.84)	190.42	190.42	0.00	0.00	0.00	0.00	(7.84)
06/12/2018	28/04/2022	10.00	315.63	304.29	(11.34)	315.63	315.63	0.00	0.00	0.00	0.00	(11.34)
06/12/2017	28/04/2022	1.00	31.50	30.43	(1.07)	31.50	31.50	0.00	0.00	0.00	0.00	(1.07)
		111.00	3,571.49	3,415.32	(156.17)	3,571.49	3,571.49	0.00	0.00	0.00	0.00	(156.17)
XRO.AX - Xero Limited												
01/09/2021	17/03/2022	22.00	3,311.15	2,046.76	(1,264.39)	3,311.15	3,311.15	0.00	0.00	0.00	0.00	(1,264.39)
		22.00	3,311.15	2,046.76	(1,264.39)	3,311.15	3,311.15	0.00	0.00	0.00	0.00	(1,264.39)
		8,942.00	70,874.00	94,158.65	23,284.63	70,874.00	70,874.00	0.00	0.00	24,302.41	1,073.56	(2,091.34)
Units in Listed Unit Trusts (Australian)												
AAA.AX - Betashares Australian High Interest Cash Etf												
		0.00	0.00	0.00	0.00	0.00	0.00	0.00	0.00	24,491.84	0.00	0.00
		0.00	0.00	0.00	0.00	0.00	0.00	0.00	0.00	24,491.84	0.00	0.00
		0.00	0.00	0.00	0.00	0.00	0.00	0.00	0.00	24,491.84	0.00	0.00
		57,754.31	134,805.79	162,820.58	28,014.77	134,275.99	134,275.99	0.00	0.00	73,543.51	3,168.56	(2,719.91)



Income statement detailed

01 July 2021 to 30 June 2022

Olbertz Super Fund

Voitek Biskup
Findex Advice Services Pty Ltd - (CW)

Olbertz Management Pty Ltd ATF Olbertz Superannuation Fund

Distributed income

Tax credits

encircle Managed Investment Accounts-SMSF (3167994)

Alternatives

Multi Strategy Alternative

Capital gains - discount method	\$208.95	\$0.00
AMIT CGT Gross up amount	\$208.96	\$0.00
Capital gains - other method	\$118.26	\$0.00
	\$536.17	\$0.00

LIC deductions

Australian Cash

Cash Account

Gross interest	\$50.68	\$0.00
Capital gains - discount method	\$12.57	\$0.00
CGT concession	\$12.57	\$0.00
	\$75.82	\$0.00

LIC deductions

Australian Equities - Listed

ALS - ORDINARY

Dividends - franked	\$142.78	\$61.19
Dividends - unfranked CFI	\$133.42	\$0.00
	\$276.20	\$61.19

LIC deductions

ANZ BANK - ORDINARY

Dividends - franked	\$159.60	\$68.40
	\$159.60	\$68.40

LIC deductions

ARISTOCRAT - ORDINARY

Dividends - franked	\$155.97	\$66.84
	\$155.97	\$66.84

LIC deductions

BHP GROUP - ORDINARY

Dividends - franked	\$9,304.78	\$3,987.76
	\$9,304.78	\$3,987.76

LIC deductions

CLEANAWAY - ORDINARY

Dividends - franked	\$29.63	\$12.70
	\$29.63	\$12.70

LIC deductions

COLESGROUP - ORDINARY

Dividends - franked	\$159.88	\$68.52
	\$159.88	\$68.52

LIC deductions

CSHARE - ORDINARY

Dividends - franked	\$166.84	\$71.50
Dividends - unfranked CFI	\$168.27	\$0.00
	\$335.11	\$71.50

out by
F14 28
IMMATERIA



Income statement detailed

01 July 2021 to 30 June 2022

Olbertz Management Pty Ltd ATF Olbertz Superannuation Fund

Distributed income

Tax credits

encircle Managed Investment Accounts-SMSF (3167994)

Australian Equities - Listed

LIC deductions

CSL - ORDINARY

Dividends - franked

Dividends - unfranked CFI

\$6.20

\$2.66

\$209.47

\$0.00

\$215.67

\$2.66

LIC deductions

CWLTH BANK - ORDINARY

Dividends - franked

\$227.75

\$97.61

\$227.75

\$97.61

LIC deductions

DOMINOS - ORDINARY

Dividends - unfranked

Dividends - franked

\$30.47

\$0.00

\$71.13

\$30.48

\$101.60

\$30.48

LIC deductions

ENDEAVOUR - ORDINARY

Dividends - franked

\$113.25

\$48.54

\$113.25

\$48.54

LIC deductions

IRESS - ORDINARY

Dividends - franked

Dividends - unfranked CFI

\$105.88

\$45.37

\$175.64

\$0.00

\$281.52

\$45.37

LIC deductions

J HARDIE - CHESS DEPOSITARY INT

Assessable foreign income

\$102.99

\$34.33

\$102.99

\$34.33

LIC deductions

LEND LEASE - FPO/UNITS STAPLED

Distributions - unfranked

Distributions - other income

Other income

Capital gains - discount method

AMIT CGT Gross up amount

Assessable foreign income

Other Non-assessable amounts

\$103.08

\$0.00

\$31.96

\$0.00

\$32.61

\$0.00

\$15.17

\$0.00

\$15.17

\$0.00

\$32.27

\$3.25

\$23.07

\$0.00

\$253.33

\$3.25

LIC deductions

MACQ GROUP - ORDINARY

Dividends - franked

Dividends - unfranked CFI

\$314.38

\$134.74

\$471.57

\$0.00

\$785.95

\$134.74

LIC deductions

NAT. BANK - ORDINARY

Dividends - franked

\$1,299.85

\$557.08

\$1,299.85

\$557.08

LIC deductions

QBE INSUR. - ORDINARY

Dividends - franked

Dividends - unfranked CFI

\$32.70

\$14.02

\$294.35

\$0.00

\$327.05

\$14.02

LIC deductions

out by
\$11.94
IMMATERIAL



Income statement detailed

01 July 2021 to 30 June 2022

Olbertz Management Pty Ltd ATF Olbertz Superannuation Fund

Distributed income

Tax credits

encircle Managed Investment Accounts-SMSF (3167994)

Australian Equities - Listed

QUBE - ORDINARY

Dividends - franked

\$228.09

\$97.76

\$228.09

\$97.76

LIC deductions

RIO TINTO - ORDINARY

Dividends - franked

\$658.87

\$282.37

\$658.87

\$282.37

LIC deductions

SEEK - ORDINARY

Dividends - franked

\$167.22

\$71.67

\$167.22

\$71.67

LIC deductions

SKYCITY - ORD FOR. EXEMPT NZX

Assessable foreign income

\$129.53

\$22.86

\$129.53

\$22.86

LIC deductions

SOUTH32 - ORDINARY

Dividends - franked

\$559.69

\$239.87

\$559.69

\$239.87

LIC deductions

SUNCORP - ORDINARY

Dividends - franked

\$751.89

\$322.24

\$751.89

\$322.24

LIC deductions

TABCORP - ORDINARY

Dividends - franked

\$469.97

\$201.42

\$469.97

\$201.42

LIC deductions

TELSTRA - ORDINARY

Dividends - franked

\$698.32

\$299.28

\$698.32

\$299.28

LIC deductions

TPGLIMITED - ORDINARY

Dividends - franked

\$87.78

\$37.62

\$87.78

\$37.62

LIC deductions

V MONEY UK - CDI 1:1FOREXEMPT LSE

Assessable foreign income

\$30.43

\$0.00

\$30.43

\$0.00

LIC deductions

WOODSIDE - ORDINARY

Dividends - franked

\$1,193.23

\$511.38

\$1,193.23

\$511.38

LIC deductions

Domestic Fixed Income

Antares Diversified Fixed Income

Other Non-assessable amounts

\$117.50

\$0.00

\$117.50

\$0.00



Capital Gains - Realised

01-Jul-2022 to 05-Dec-2022

Olbertz Super Fund

Voitek Biskup

Findex Advice Services Pty Ltd - (CW)

Olbertz Management Pty Ltd ATF Olbertz Superannuation Fund

Date		Description	Units	Value	Cost base			Capital gain method			
Initial	Trade				Adjusted	Reduced	Indexed	Indexation	Discount	Other	Capital loss
encircle Managed Investment Accounts-SMSF (3167994)											
Australian Equities - Listed											
ARISTOCRAT - ORDINARY (ALL)											
29-Jan-20	29-Jan-20	Buy ALL (EN1925275)	4.0000	\$142.60	\$143.19	-	-	-	\$2.86	-	-
03-Mar-20	03-Mar-20	Buy ALL (6725541)	38.0000	\$1,276.64	\$1,282.11	-	-	-	\$105.39	-	-
25-Jul-22	25-Jul-22	Sell ALL (F44767333)	42.0000 F	\$1,533.55							
03-Mar-20	03-Mar-20	Buy ALL (6725541)	15.0000	\$503.94	\$506.09	-	-	-	\$39.39	-	-
18-Aug-22	18-Aug-22	SELL ALL (7002187)	15.0000 F	\$545.48							
03-Mar-20	03-Mar-20	Buy ALL (6725541)	13.0000	\$436.75	\$438.56	-	-	-	\$11.09	-	-
09-Sep-22	09-Sep-22	Sell ALL (F4481367)	13.0000 F	\$449.65							
BHP GROUP - ORDINARY (BHP)											
15-Dec-17	15-Dec-17	Buy BHP (3967127)	7.0000	\$194.25	\$195.24	-	-	-	\$91.01	-	-
22-Dec-17	22-Dec-17	Buy BHP (4036380)	21.0000	\$612.66	\$615.67	-	-	-	\$243.07	-	-
18-Aug-22	18-Aug-22	SELL BHP (6997245)	28.0000 F	\$1,144.99							
22-Dec-17	22-Dec-17	Buy BHP (4036380)	15.0000	\$437.61	\$439.67	-	-	-	\$127.75	-	-
26-Jul-18	26-Jul-18	Buy BHP (EN1680601)	20.0000	\$673.38	\$676.31	-	-	-	\$80.25	-	-
01-Aug-18	01-Aug-18	Buy BHP (EN1682376)	57.0000	\$2,003.08	\$2,011.61	-	-	-	\$144.58	-	-
30-Aug-18	30-Aug-18	Buy BHP (EN1695990)	16.0000	\$541.24	\$543.59	-	-	-	\$61.66	-	-
06-Dec-18	06-Dec-18	Buy BHP (EN1748726)	12.0000	\$374.76	\$376.46	-	-	-	\$77.47	-	-
09-Sep-22	09-Sep-22	Sell BHP (F44813569)	120.0000 F	\$4,539.35							
06-Dec-18	06-Dec-18	Buy BHP (EN1748726)	27.0000	\$843.21	\$847.12	-	-	-	\$217.06	-	-
02-Oct-19	02-Oct-19	Buy BHP (EN1875355)	14.0000	\$508.70	\$510.87	-	-	-	\$40.93	-	-
07-Oct-19	07-Oct-19	Buy BHP (EN1878102)	25.0000	\$884.20	\$888.04	-	-	-	\$97.31	-	-



Capital Gains - Realised

01-Jul-2022 to 05-Dec-2022

Olbertz Management Pty Ltd ATF Olbertz Superannuation Fund

Date		Description	Units	Value	Cost base			Capital gain method			
Initial	Trade				Adjusted	Reduced	Indexed	Indexation	Discount	Other	Capital loss
encircle Managed Investment Accounts-SMSF (3167994)											
Australian Equities - Listed											
BHP GROUP - ORDINARY (BHP)											
27-Oct-22	27-Oct-22	Sell BHP (F44861343)	66.0000 F	\$2,601.33							
07-Oct-19	07-Oct-19	Buy BHP (EN1878102)	4.0000	\$141.47	\$142.08	-	-	-	\$14.82	-	-
11-Oct-19	11-Oct-19	Buy BHP (EN1879617)	17.0000	\$608.83	\$611.45	-	-	-	\$55.37	-	-
29-Oct-19	29-Oct-19	Buy BHP (EN1885658)	25.0000	\$915.34	\$919.22	-	-	-	\$61.39	-	-
05-Nov-19	05-Nov-19	Buy BHP (EN1888475)	8.0000	\$295.49	\$296.74	-	-	-	\$17.05	-	-
02-Nov-22	02-Nov-22	Sell BHP (F44867364)	54.0000 F	\$2,118.11							
05-Nov-19	05-Nov-19	Buy BHP (EN1888475)	24.0000	\$886.47	\$890.58	-	-	-	\$225.36	-	-
03-Mar-20	03-Mar-20	Buy BHP (6725544)	42.0000	\$1,432.65	\$1,439.59	-	-	-	\$513.29	-	-
01-Dec-22	01-Dec-22	Sell BHP (F44896339)	66.0000 F	\$3,068.82							
CSHARE - ORDINARY (CPU)											
12-May-20	12-May-20	Buy CPU (EN1980082)	28.0000	\$335.93	\$338.09	-	-	-	\$381.83	-	-
25-Jul-22	25-Jul-22	Sell CPU (F44767726)	28.0000 F	\$719.92							
12-May-20	12-May-20	Buy CPU (EN1980082)	38.0000	\$455.90	\$458.71	-	-	-	\$456.51	-	-
10-Aug-22	10-Aug-22	Sell CPU (F44783334)	38.0000 F	\$915.22							
CSL - ORDINARY (CSL)											
20-May-21	20-May-21	BUY CSL (6082066)	3.0000	\$834.80	\$838.24	-	-	-	\$2.98	-	-
12-Oct-22	12-Oct-22	Sell CSL (F44846103)	3.0000 F	\$841.22							
ENDEAVOUR - ORDINARY (EDV)											
17-Feb-22	17-Feb-22	BUY EDV (6627419)	86.0000	\$554.70	\$557.31	-	-	-	-	\$158.24	-
18-Aug-22	18-Aug-22	SELL EDV (6998472)	86.0000 F	\$715.55							
17-Feb-22	17-Feb-22	BUY EDV (6627419)	165.0000	\$1,064.25	\$1,068.90	-	-	-	-	\$134.40	-
26-Aug-22	26-Aug-22	Sell EDV (F44799330)	165.0000 F	\$1,203.30							
MACQ GROUP - ORDINARY (MQG)											
18-Dec-18	18-Dec-18	Buy MQG (EN1763953)	2.0000	\$221.53	\$222.64	-	-	-	\$94.02	-	-
31-May-19	31-May-19	Buy MQG (EN1826815)	3.0000	\$361.16	\$362.87	-	-	-	\$112.12	-	-



Capital Gains - Realised

01-Jul-2022 to 05-Dec-2022

Olbertz Management Pty Ltd ATF Olbertz Superannuation Fund

Date		Description	Units	Value	Cost base			Capital gain method			
Initial	Trade				Adjusted	Reduced	Indexed	Indexation	Discount	Other	Capital loss
encircle Managed Investment Accounts-SMSF (3167994)											
Australian Equities - Listed											
MACQ GROUP - ORDINARY (MQG)											
10-Oct-22	10-Oct-22	SELL MQG (7111315)	5.0000 F	\$791.65							
31-May-19	31-May-19	Buy MQG (EN1826815)	1.0000	\$120.39	\$120.95	-	-	-	\$36.62	-	-
18-Jul-19	18-Jul-19	Buy MQG (EN1840160)	1.0000	\$126.81	\$127.39	-	-	-	\$30.17	-	-
21-Oct-22	21-Oct-22	Sell MQG (F44855354)	2.0000 F	\$315.13							
18-Jul-19	18-Jul-19	Buy MQG (EN1840160)	4.0000	\$507.26	\$509.69	-	-	-	\$169.42	-	-
05-Nov-19	05-Nov-19	Buy MQG (EN1888024)	7.0000	\$953.05	\$957.45	-	-	-	\$231.00	-	-
02-Nov-22	02-Nov-22	Sell MQG (F448672032)	11.0000 F	\$1,867.56							
05-Nov-19	05-Nov-19	Buy MQG (EN1888024)	1.0000	\$136.15	\$136.80	-	-	-	\$45.16	-	-
29-Jan-20	29-Jan-20	Buy MQG (EN1924484)	5.0000	\$721.68	\$725.02	-	-	-	\$184.82	-	-
03-Mar-20	03-Mar-20	Buy MQG (6725551)	6.0000	\$816.24	\$820.15	-	-	-	\$271.65	-	-
01-Dec-22	01-Dec-22	Sell MQG (F448962134)	12.0000 F	\$2,183.60							
NAT. BANK - ORDINARY (NAB)											
03-Mar-20	03-Mar-20	Buy NAB (6725552)	34.0000	\$823.14	\$827.01	-	-	-	\$238.61	-	-
18-Aug-22	18-Aug-22	SELL NAB (7000070)	34.0000 F	\$1,065.62							
SEEK - ORDINARY (SEK)											
06-Mar-20	06-Mar-20	Buy SEK (6755997)	57.0000	\$1,197.36	\$1,202.28	-	-	-	\$3.98	-	-
19-Mar-20	19-Mar-20	Buy SEK (EN1959187)	2.0000	\$28.43	\$28.57	-	-	-	\$13.76	-	-
27-Oct-22	27-Oct-22	Sell SEK (F448612108)	59.0000 F	\$1,248.59							
19-Mar-20	19-Mar-20	Buy SEK (EN1959187)	182.0000	\$2,586.75	\$2,600.55	-	-	-	\$1,540.19	-	-
01-Dec-22	01-Dec-22	Sell SEK (F448963932)	182.0000 F	\$4,140.74							
SKYCITY - ORD FOR. EXEMPT NZX (SKC)											
30-Sep-20	30-Sep-20	Buy SKC (EN2065092)	919.0000	\$2,542.87	-	\$2,552.40	-	-	-	-	(\$449.00)
12-Nov-20	12-Nov-20	Buy SKC (EN2078463)	713.0000	\$2,149.62	-	\$2,157.38	-	-	-	-	(\$525.46)



Capital Gains - Realised

01-Jul-2022 to 05-Dec-2022

Olbertz Management Pty Ltd ATF Olbertz Superannuation Fund

Date		Description	Units	Value	Cost base			Capital gain method			
Initial	Trade				Adjusted	Reduced	Indexed	Indexation	Discount	Other	Capital loss
encircle Managed Investment Accounts-SMSF (3167994)											
Australian Equities - Listed											
SKYCITY - ORD FOR. EXEMPT NZX (SKC)											
09-Jun-21	09-Jun-21	Buy SKC (F44356834)	282.0000	\$921.24	-	\$924.44	-	-	-	-	(\$279.00)
11-Jul-22	11-Jul-22	Sell SKC (F44753530)	1,914.0000 F	\$4,380.76							
SOUTH32 - ORDINARY (S32)											
27-Nov-20	27-Nov-20	Buy S32 (EN2113648)	410.0000	\$1,007.29	\$1,012.35	-	-	-	\$452.13	-	-
06-Jul-22	06-Jul-22	Sell S32 (F447481329)	410.0000 F	\$1,464.48							
SUNCORP - ORDINARY (SUN)											
08-May-20	08-May-20	Buy SUN (EN1978022)	57.0000	\$508.31	\$510.55	-	-	-	\$74.00	-	-
10-Oct-22	10-Oct-22	SELL SUN (7112143)	57.0000 F	\$584.55							
TABCORP - ORDINARY (TAH)											
23-Aug-19	23-Aug-19	Buy TAH (EN1858538)	87.0000	\$389.67	\$69.52	-	-	-	\$13.62	-	-
20-Nov-19	20-Nov-19	Buy TAH (EN1896491)	170.0000	\$824.30	\$147.03	-	-	-	\$15.42	-	-
03-Mar-20	03-Mar-20	Buy TAH (6725557)	419.0000	\$1,569.49	\$280.13	-	-	-	\$120.27	-	-
18-Aug-22	18-Aug-22	SELL TAH (7000513)	676.0000 F	\$645.99							
03-Mar-20	03-Mar-20	Buy TAH (6725557)	384.0000	\$1,438.39	\$256.73	-	-	-	\$108.88	-	-
18-Mar-20	18-Mar-20	Buy TAH (EN1957247)	914.0000	\$2,305.20	\$412.02	-	-	-	\$458.19	-	-
04-Sep-20	21-Sep-20	Renounceable Rights	404.0000	\$1,313.00	\$233.98	-	-	-	\$150.67	-	-
24-Sep-20	24-Sep-20	Buy TAH (EN2064079)	261.0000	\$899.69	\$160.62	-	-	-	\$87.88	-	-
01-Dec-20	01-Dec-20	Buy TAH (EN2116743)	455.0000	\$1,782.96	\$318.19	-	-	-	\$115.02	-	-
19-May-22	19-May-22	BUY TAH (6799171)	241.0000	\$1,278.17	\$227.94	-	-	-	-	\$1.52	-
01-Sep-22	01-Sep-22	Sell TAH (F44805157)	2,659.0000 F	\$2,531.63							
TELSTRA - ORDINARY (TLS)											
02-Jul-20	02-Jul-20	Buy TLS (EN2016206)	172.0000	\$555.06	\$557.64	-	-	-	\$147.08	-	-
16-Oct-20	16-Oct-20	Buy TLS (EN2070478)	7.0000	\$19.91	\$20.01	-	-	-	\$8.67	-	-
18-Aug-22	18-Aug-22	SELL TLS (7001136)	179.0000 F	\$733.40							



Capital Gains - Realised

01-Jul-2022 to 05-Dec-2022

Olbertz Management Pty Ltd ATF Olbertz Superannuation Fund

Date		Description	Units	Value	Cost base			Capital gain method			
Initial	Trade				Adjusted	Reduced	Indexed	Indexation	Discount	Other	Capital loss
encircle Managed Investment Accounts-SMSF (3167994)											
Australian Equities - Listed											
TELSTRA - ORDINARY (TLS)											
16-Oct-20	16-Oct-20	Buy TLS (EN2070478)	218.0000	\$620.10	\$623.09	-	-	-	\$213.90	-	-
12-Oct-22	12-Oct-22	Sell TLS (F44846479)	218.0000 F	\$836.99							
TPGLIMITED - ORDINARY (TPG)											
24-Jul-20	24-Jul-20	Buy TPG (EN2021628)	243.0000	\$1,916.88	-	\$1,923.46	-	-	-	-	(\$632.13)
24-Aug-20	24-Aug-20	Buy TPG (EN2038984)	205.0000	\$1,664.78	-	\$1,670.42	-	-	-	-	(\$581.03)
17-Feb-22	17-Feb-22	BUY TPG (6628950)	163.0000	\$943.77	-	\$947.49	-	-	-	-	(\$81.29)
26-Apr-22	26-Apr-22	Buy TPG (F446775614)	123.0000	\$745.00	-	\$747.87	-	-	-	-	(\$94.24)
18-Aug-22	18-Aug-22	BUY TPG (7007883)	90.0000	\$599.46	-	\$601.67	-	-	-	-	(\$123.40)
26-Aug-22	26-Aug-22	Sell TPG (F44799832)	824.0000 F	\$4,378.82							
WOODSIDE - ORDINARY (WDS)											
29-Oct-19	29-Oct-19	Buy WPL (EN1884830)	9.0000	\$292.73	\$293.38	-	-	-	\$23.85	-	-
07-Nov-19	07-Nov-19	Buy WPL (EN1890262)	40.0000	\$1,320.15	\$1,323.04	-	-	-	\$86.89	-	-
20-Nov-19	20-Nov-19	Buy WPL (EN1896121)	21.0000	\$715.54	\$717.06	-	-	-	\$23.16	-	-
02-Mar-20	02-Mar-20	Buy WPL (EN1945016)	39.0000	\$1,105.65	\$1,108.47	-	-	-	\$266.22	-	-
29-Aug-22	29-Aug-22	Sell WDS (F44802409)	109.0000 F	\$3,842.06							
02-Mar-20	02-Mar-20	Buy WPL (EN1945016)	17.0000	\$481.95	\$483.23	-	-	-	\$139.32	-	-
06-Mar-20	06-Mar-20	Buy WPL (6755999)	38.0000	\$1,017.81	\$1,020.66	-	-	-	\$370.91	-	-
01-Dec-22	01-Dec-22	Sell WDS (F448965709)	55.0000 F	\$2,014.12							
Domestic Fixed Income											
Antares Diversified Fixed Income (PPL8808AU)											
31-Jul-19	31-Jul-19	Purchase	982.9659	\$1,011.35	-	\$1,008.58	-	-	-	-	(\$116.87)
10-Oct-22	10-Oct-22	Disposal	982.9659 F	\$891.71							
CC JCB Active Bond B (CHN3749AU)											
14-Mar-19	14-Mar-19	Purchase	358.2452	\$361.72	-	\$360.82	-	-	-	-	(\$39.69)



Capital Gains - Realised

01-Jul-2022 to 05-Dec-2022

Olbertz Management Pty Ltd ATF Olbertz Superannuation Fund

Date		Description	Units	Value	Cost base			Capital gain method			
Initial	Trade				Adjusted	Reduced	Indexed	Indexation	Discount	Other	Capital loss
encircle Managed Investment Accounts-SMSF (3167994)											
Domestic Fixed Income											
CC JCB Active Bond B (CHN3749AU)											
10-Oct-22	10-Oct-22	Disposal	358.2452 F	\$321.13							
Janus Henderson Tactical Income (IOF0145AU)											
07-Dec-20	07-Dec-20	Purchase	710.9447	\$774.50	-	\$773.73	-	-	-	-	(\$68.90)
10-Oct-22	10-Oct-22	Disposal	710.9447 F	\$704.83							
Kapstream Absolute Return Income Plus I (HOW8743AU)											
10-Sep-19	10-Sep-19	Purchase	432.7129	\$442.06	-	\$433.30	-	-	-	-	(\$5.78)
10-Oct-22	10-Oct-22	Disposal	432.7129 F	\$427.52							
Domestic Floating Rate Interest											
Mutual Credit (PRM8256AU)											
06-Mar-20	06-Mar-20	Purchase	2,854.2906	\$2,836.75	\$2,836.75	-	-	-	\$5.34	-	-
10-Oct-22	10-Oct-22	Disposal	2,854.2906 F	\$2,842.09							
International Equities - Funds											
Arrowstreet Global Equity No.2 Class E (MAQ8743AU)											
10-Sep-19	10-Sep-19	Purchase	9,918.8025	\$10,043.78	\$10,043.78	-	-	-	\$275.74	-	-
10-Oct-22	10-Oct-22	Disposal	9,918.8025 F	\$10,319.52							
AXA IM Sustainable Equity (ETL0171AU)											
29-Jul-20	29-Jul-20	Purchase	6,806.6336	\$8,634.90	\$8,634.90	-	-	-	\$1,174.14	-	-
10-Oct-22	10-Oct-22	Disposal	6,806.6336 F	\$9,809.04							
BetaShares CPS - Global Growth Fund (BSC0004AU)											
06-Mar-17	06-Mar-17	Purchase	8,378.1915	\$6,315.50	-	\$6,315.50	-	-	-	-	(\$388.91)
24-May-17	24-May-17	Purchase	2,569.8411	\$2,193.04	-	\$2,193.04	-	-	-	-	(\$375.18)
10-Oct-22	10-Oct-22	Disposal	10,948.0326 F	\$7,744.45							
Global Systematic Equities Fund (BEG1488AU)											
15-Apr-20	15-Apr-20	Purchase	9,234.1100	\$9,234.11	\$9,234.11	-	-	-	\$2,147.85	-	-
10-Oct-22	10-Oct-22	Disposal	9,234.1100 F	\$11,381.96							
MFS Concentrated Global Equity Trust W (ETL0172AU)											
14-Jun-18	14-Jun-18	Purchase	1,957.0317	\$5,060.88	\$5,060.88	-	-	-	\$891.63	-	-
10-Oct-22	10-Oct-22	Disposal	1,957.0317 F	\$5,952.51							
Sub total for account								\$0.00	\$13,410.69	\$294.16	(\$3,760.88)



Capital Gains - Realised

01-Jul-2022 to 05-Dec-2022

Olbertz Management Pty Ltd ATF Olbertz Superannuation Fund

Date		Description	Units	Value	Cost base			Capital gain method			
Initial	Trade				Adjusted	Reduced	Indexed	Indexation	Discount	Other	Capital loss
encircle Managed Investment Accounts-SMSF (3167994)											
Sub total for Olbertz Management Pty Ltd ATF Olbertz Superannuation Fund								\$0.00	\$13,410.69	\$294.16	(\$3,760.88)

Notes

'F' - Parcel selected on 'first in first out' basis

'L' - Parcel selected on 'last in first out' basis

'N' - Pre-CGT parcel, no capital gains is payable

'P' - Parcel selected individually

'MN' - Parcel selected on a Minimise Gain/Maximise Loss basis. Please refer to Glossary for a further description.

'MX' - Parcel selected on a Maximise Gain/Minimise Loss basis. Please refer to Glossary for a further description.

Unsettled trade parcels have not been included in this Capital Gains - Realised report.

Until the correct breakdown of all distributed income has been received, the Cost base details will not include the final adjustments for any tax deferred or tax fee income. Generally, this information is received by the end of July for the previous financial year.

Managed Fund Information generally provided by Morningstar Research Pty Ltd, ACN 062 096 324

Australian Listed Security share prices generally provided by the Australian Stock Exchange Ltd, ABN 98 008 624 691

Report Criteria

The Capital Gains - Realised report includes the following accounts:

Olbertz Management Pty Ltd ATF Olbertz Superannuation Fund encircle Managed Investment Accounts-SMSF (3167994)



Capital Gains - Realised

01-Jul-2022 to 05-Dec-2022

Disclaimer

Avanteos Investments Limited ABN 20 096 259 979, AFSL 245531 (AIL) is the trustee of the 'Avanteos Superannuation Trust' ABN 38 876 896 681 and issuer of encircle Superannuation Service; and the encircle Superannuation Fund ABN 68 486 630 403 which includes encircle Super & Pension Service. Colonial First State Investments Limited ABN 98 002 348 352, AFSL 232468 (CFSIL) is the Investor Directed Portfolio Service (IDPS) Operator and custodian of 'Avanteos Wrap Account Service' which include the encircle Investments Service and encircle Managed Investment Accounts.

While all care has been taken in preparing the information contained in this report (using reliable and accurate sources) to the extent permitted by law, neither AIL, CFSIL nor any related parties, their employees or directors, accept responsibility for any loss suffered by any person arising from reliance on this information.

Past performance is not a reliable indicator of future performance. Information provided in this report does not constitute personal, financial or taxation advice and does not take into account the individual objectives, financial situation needs or tax circumstances of any individual. Investors should read the relevant Product Disclosure Statement or IDPS Guide and consult with their Adviser before making any investment decisions.

For IDPS, only the information displayed at the end of each quarter of the financial year will be considered by the auditor in preparing its annual report.

The annuity products issued by Challenger Life Company Limited ABN 44 072 486 938, AFSL 234670 and AIA Australia Limited ABN 79 004 837 861, AFSL 230043 (AIA Australia) are accessible via the encircle Platform (Platform Annuity Products). AIA Australia is part of the AIA Group. Challenger and AIA Australia have each appointed Colonial First State Investments Limited ABN 98 002 348 352, AFSL 232468 (CFSIL) to perform platform administration services only in relation to the annuity products and is not issuing, selling, guaranteeing, underwriting, providing custody services, or any other function in relation to the Platform Annuity Products.

Any 'Account balance' displayed on this site in relation to annuities represents the Funds under Advice (FUA) value (for Challenger annuities only) or Purchase value (for AIA annuities only). The FUA or Purchase values are calculated as at the latest valuation available from Challenger or AIA Australia and are indicative only. They are not withdrawal values.

Investors should read the relevant annuity product PDS and policy wording before making an investment decision and consider talking to an Adviser. Annuity product PDSs are available from Challenger or AIA Australia, or through an Adviser.



End of Period Closing Figures - Super Fund

Client Name:	Olbertz Superannuation Fund		
Client Code:	OLBE01	Period Ended:	30 June 2022
Partner:	Mark/Stuart	Accountant:	Jay

Bank Accounts

NAB	445,999.01
Encircle Cash Account	41,175.43
	487,174.44

Debtors:

Distributions Receivable


12,245.92	BETAshares Aust High Int Cash
4,101.67	Arrowstreet Global Equity
1.73	Fixed Income Strategy
2,513.62	Global Systematic Equities
536.17	Multi Strategy Alternative
42.54	PIMCO Global Bond
2,389.76	AXA IM Sustainable
1,581.76	MFS Concentrated Global
84.46	Kapstream Abs
684.05	Janus Henderson
1,802.66	Freehold Australian Property
73.12	Lendlease Group
8.40	Antares Diversified Fixed Interest
525.37	Mutual Credit Fund
65,750.05	Fortune Unit Trust
1,744.35	Clear Bridge RARE Infrastructure
1,246.11	Resolution capital Glb Prop Sec
\$95,331.74	

Sundry Debtors:

✓ 4,245.63	2021 Income Tax Refund	
✓ 36.95	40-Foot Shipping Container Rent - June 2022	See end of WPs
\$4,282.58		

Other:

✓ 7,848.00	June 2022 Qtr PAYG Instalment
✓ 2,853.18	Unsettled trades
\$10,701.18	



Annual tax statement

Year ended 30 June 2022

Part B - Additional capital gains information

	Amount
Capital gains - discount method (grossed up amount)	\$0.00
Capital gains - indexation method	\$0.00
Capital gains - other method	\$0.00
Total current year capital gains	\$0.00

Part C - Components of income

	Income	Tax paid/offsets	Taxable income
Australian income			
Gross interest	\$872.23		\$872.23
Dividends - unfranked amount	\$0.00		\$0.00
Dividends - franked amount	\$0.00	\$0.00	\$0.00
Dividends - unfranked CFI	\$0.00		\$0.00
Distributions - unfranked amount	\$0.00		\$0.00
Distributions - franked amount	\$0.00	\$0.00	\$0.00
Distributions - unfranked CFI	\$0.00		\$0.00
Distributions - interest	\$0.00		\$0.00
Distributions - other income	\$0.00		\$0.00
Distributions - other tax offsets		\$0.00	
Other income	\$1,054.31		\$1,054.31
Less allowable trust deductions	\$0.00		\$0.00
Total Australian income	\$1,926.54	\$0.00	\$1,926.54
Capital gains			
Discounted capital gain	\$0.00	\$0.00	\$0.00
GT concession amount	\$0.00		\$0.00
IT CGT gross up amount	\$0.00		\$0.00
Capital gains - indexation method	\$0.00	\$0.00	\$0.00
Capital gains - other method	\$0.00	\$0.00	\$0.00
Distributed capital gain	\$0.00	\$0.00	\$0.00
Foreign income			
Assessable foreign source income	\$0.00	\$0.00	\$0.00
FC income	\$0.00		\$0.00
Aust franking credits from New Zealand companies		\$0.00	\$0.00
Total foreign income	\$0.00	\$0.00	\$0.00
Non-assessable amounts			
Tax-exempted amounts	\$0.00		
Tax-free amounts	\$0.00		
Tax-deferred amounts	\$0.00		
Other non-assessable amounts	\$0.00		
Total non-assessable amounts	\$0.00		
Total income[#]	\$1,926.54	Out by \$33.70 - Immaterial	
Less TFN withholding tax	\$0.00		
Less non-resident withholding tax	\$0.00		
Less other expenses	\$0.00		
Net income	\$1,926.54		
Listed Investment Company (LIC) deductions	\$0.00		

Any capital gains/losses included in Part D are not included in Part C of your *Annual tax statement*.

[#] Income from Attribution Managed Investment Trusts (AMITs) has been included on an attribution basis and may include amounts that are not paid as cash.

Olbertz Superannuation Fund

General Ledger

As at 30 June 2022

Transaction Date	Description	Units	Debit	Credit	Balance \$
Accountancy Fees (30100)					
<u>Accountancy Fees (30100)</u>					
22/07/2021	Internet Transfer Pymt-Id 186667479 J23 Privat 220721		✓ 11,794.64 attached		11,794.64 DR
25/11/2021	Internet Transfer Pymt-Id 194885200 J26 251121		482.00 Unable to obtain tax invoices from Price Waterhouse Coopers - have accepted		12,276.64 DR
			12,276.64		12,276.64 DR

Total Debits: 12,276.64

Total Credits: 0.00



Olbertz Superannuation Fund
 C/- Mrs Larisha Engelbrecht
 PO Box 5658
 BRENDALE QLD 4500

PricewaterhouseCoopers
 ABN 52 780 433 757

One International Towers Sydney
 Watermans Quay
 BARANGAROO NSW 2000
 GPO BOX 2650
 SYDNEY 2001
 Australia
 www.pwc.com/au
 Telephone: +61 2 8266 0000
 Facsimile: +61 2 8266 9999
 Payment Facsimile: +61 2 8286 3236

Invoice 41056164

Debtor: 15132766

29 June 2021

Please quote this reference in all correspondence

Tax Invoice
Memorandum of Professional Fees

	Net Fee (Excluding GST)	GST	Total Fee (GST Inclusive)
<i>Our fee for professional services rendered in accordance with our Umbrella Engagement Letter dated 25 February 2019 and Statement of Work dated 14 December 2020, including:</i>			
Olbertz Superannuation Fund – Tax and Accounting Services Our final fee for professional services rendered in relation to the preparation of the financial statements and income tax return for the year ended 30 June 2020. <i>Our fee:</i>	\$ 10,100.00	\$ 1,010.00	\$ 11,110.00
Annual Company Statement – Olbertz Management Pty Ltd Preparation of the company’s ASIC annual company statement, including drafting			

If you have any queries please contact Tara Cuddihy on +61 7 3257 5409.

	Net Fee (Excluding GST)	GST	Total Fee (GST Inclusive)
minutes of Director's meetings and acting as the company's ASIC agent. <i>Our fee:</i>	\$ 370.00	\$ 37.00	\$ 407.00
ASIC Form 484 – Olbertz Management Pty Ltd Preparation of the company's ASIC Form 484 for change in address for Dirk Olbertz and Ralph Olbertz and attend to lodgement with ASIC. <i>Our fee:</i>	\$ 150.00	\$ 15.00	\$ 165.00
Engagement Administration Charge	\$ 102.40	\$ 10.24	\$ 112.64
Total (AUD)	\$ 10,722.40	\$ 1,072.24	\$ 11,794.64



If you have any queries please contact Tara Cuddihy on +61 7 3257 5409.



Invoice

41056164

Debtor: 15132766

Please quote this reference in all correspondence

Date	29 June 2021
Total (AUD)	\$ 11,794.64
Payment Due	13 July 2021

Payment Options

Electronic Funds Transfer

PricewaterhouseCoopers's account details are:

Account Name: PricewaterhouseCoopers
 Bank: ANZ Banking Group Ltd
 Branch: Queen & Creek Sts,
 Brisbane QLD
 BSB No: 014-002
 Account No: 833468126
 SWIFT code: ANZBAU3M
 Reference: 41056164

Please email remittance advice to:

- PwCAccountsReceivable@au.pwc.com; or
- Fax +61 2 8266 9920; or
- Telephone PwC Accounting Transactions on +61 2 8266 1770

Cheque Payments

Please return this slip and make your cheque payable to:

PricewaterhouseCoopers
 GPO Box 2650
 SYDNEY NSW 2001
 Reference: 41056164

Credit Card Payments

We accept payments up to \$50,000 using the following credit cards:

- Payment can be made online at www.au.pwc.com/paymybill; or
- Email details and enquiries to PwCCreditCardPayment@au.pwc.com; or
- Telephone +61 2 8266 1770.

Visa Mastercard American Express Diners Club

Credit Card Number: _____ / _____

Security Code: _____

Cardholder's Name: _____ Contact No: _____

Cardholder's Signature: _____ Date: _____

If you have any queries please contact Tara Cuddihy on +61 7 3257 5409.

BPAY

We accept payment up to \$100,000, through your Financial Institution:

	Billers Code: 169409
	Ref: 410561641
Telephone & Internet Banking - BPAY®	
Contact your bank or financial institution to make this payment from your cheque, saving, debit or transaction account. More info: www.bpay.com.au	

PO Box 1054, Nerang, Qld, 4211
Suite 2, 8 Short Street, Nerang

Telephone: (07) 5596 7044

JON KNEEVES AUDIT PTY LTD

Certified Practising Accountants

'Liability limited by a scheme approved under Professional Standards Legislation'

ABN: 70 151 603 271

Tax Invoice

Olbertz Superannuation Fund
c/- Herronaccountants
PO Box 504
North Lakes QLD 4509

Invoice #: 00014381
Date: 14/07/2022

Re: Memorandum of Fees

Audit of Books and Records for the year ended 30 June 2021

Preparation of Audit Report
Photocopy and outlays as required

Total
(inc-GST)
\$686.00

Total Amount Due (including GST):

\$686.00

PAYMENT DUE WITHIN 14 DAYS OF INVOICE

How to pay

Cash

Credit or
Visa Card

Direct
Deposit



by mail

Detach this section and mail your credit card details to...

Jon Kneeves Audit Pty Ltd
PO Box 1054
Nerang Qld 4211

credit card details:

Card Number: _____

Cardholder Name: _____

Signature: _____ Expiry Date: /



in person

Jon Kneeves CPA
Suite 2, 8 Short Street
Nerang Qld 4211



credit card by phone

Call (07) 5596 7044 pay via Mastercard or VISA



direct deposit

BSB: 084-462
Acc No: 11-481-5187

Olbertz Superannuation Fund

Invoice #: **00014381** Amount Due: **\$686.00**

Invoice Date: 14/07/2022



ASIC
Australian Securities & Investments Commission

ABN 86 768 265 615

OLBERTZ MANAGEMENT PTY. LTD.
HERRON ACCOUNTANTS
PO BOX 504 NORTH LAKES QLD 4509

INVOICE STATEMENT

Issue date 01 Jun 22

OLBERTZ MANAGEMENT PTY. LTD.

ACN 097 008 332

Account No. 22 097008332

Summary


Opening Balance	\$0.00
New items	\$276.00
Payments & credits	\$0.00
TOTAL DUE	\$276.00 ✓

- Amounts are not subject to GST. (Treasurer's determination - exempt taxes, fees and charges).
- Payment of your annual review fee will maintain your registration as an Australian company.

Transaction details are listed on the back of this page

Inquiries

www.asic.gov.au/invoices
1300 300 630



Please pay

Immediately	\$0.00
By 01 Aug 22	\$276.00

If you have already paid please ignore this invoice statement.

- Late fees will apply if you do NOT
 - tell us about a change during the period that the law allows
 - bring your company or scheme details up to date within 28 days of the date of issue of the annual statement, or
 - pay your review fee within 2 months of the annual review date.
- Information on late fee amounts can be found on the ASIC website.



ASIC
Australian Securities & Investments Commission

PAYMENT SLIP

OLBERTZ MANAGEMENT PTY. LTD.

ACN 097 008 332 Account No: 22 097008332



22 097008332


TOTAL DUE	\$276.00
Immediately	\$0.00
By 01 Aug 22	\$276.00

Payment options are listed on the back of this payment slip

	Bill Code: 17301
	Ref: 2290970083320



*814 129 0002290970083320 78



Locked Bag 3460
GPO MELBOURNE VIC 3001

Telephone 1800 245 801
encircle@cfs.com.au

5 August 2022

FR-4083908-000981

Olbertz Management Pty Ltd ATF Olbertz Superannuation
Fund
Mr Ralph & Dirk Olbertz
PO Box 5658
BRENDALÉ QLD 4500

encircle
Annual statement 2021-22

Dear Sir/Madam,

We are pleased to provide you with your *Annual statement* for the financial year ended 30 June 2022. We have enclosed the following:

1. **Portfolio valuation** - the value of your investments held in your account(s) at 30 June 2022.
2. **Cash transaction list** - a list of cash transactions carried out during the financial year.
3. **Investment transaction list** - a list of investment transactions carried out during the financial year.
4. **Transaction summary** - a summary of all transaction activity within your account(s) for the financial year.

You may find the value of your investments at 30 June 2022 in these reports differs from the value that was shown on your *June quarterly statement*. This is because we have received updated unit price information from some fund managers and have updated the value of your investments accordingly.

In addition to the enclosed reports, you will also receive an *Annual tax statement*. This is sent to you separately and will contain information to help you complete your 2021-22 tax return.

Annual audit certificate

Our annual IDPS audit is currently under way. A copy of the *IDPS audit certificate* will be available online at wraport.com.au by 30 September 2022, alternatively you can request a free paper copy by contacting us.

Dividend reinvestment plan

If you are a participant in one or more dividend or distribution reinvestment plans (DRPs), your participation in each DRP (including the treatment of any residual amounts which have not been applied to acquire additional securities) is governed by the rules of that plan, as set by the issuer of the applicable securities from time to time. Any residual amounts that you may be entitled to upon ceasing to participate in a DRP are not included in your account balance.



4083908_-R003_IDP201_B001_000981_1/15

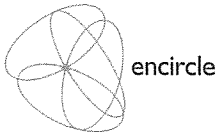
More information

If you have any questions, please contact your Adviser, Voitek Biskup, on 07 3230 6555. You may request a copy of any quarterly report relating to your account during the financial year.

We would like to thank you for choosing encircle.

Yours sincerely,

encircle Customer Care



Portfolio Valuation

As at 30 June 2022

Olbertz Super Fund


Voitek Biskup

Findex Advice Services Pty Ltd - (CW)

Olbertz Management Pty Ltd ATF Olbertz Superannuation Fund

Investment	Units	Price	Price date	Value
encircle Managed Investment Accounts-SMSF (3167994)				
Cash Account			30-Jun-2022	\$41,175.43
Multi Strategy Alternative (BEG8635AU)	84,289.694220	\$1.140900	30-Jun-2022	\$96,166.11
ALS - ORDINARY (ALQ)	893.000000	\$10.680000	30-Jun-2022	\$9,537.24
ARISTOCRAT - ORDINARY (ALL)	457.000000	\$34.380000	30-Jun-2022	\$15,711.66
BHP GROUP - ORDINARY (BHP)	1,026.000000	\$41.250000	30-Jun-2022	\$42,322.50
CSHARE - ORDINARY (CPU)	543.000000	\$24.640000	30-Jun-2022	\$13,379.52
CSL - ORDINARY (CSL)	126.000000	\$269.060000	30-Jun-2022	\$33,901.56
DOMINOS - ORDINARY (DMP)	92.000000	\$68.000000	30-Jun-2022	\$6,256.00
ENDEAVOUR - ORDINARY (EDV)	1,074.000000	\$7.570000	30-Jun-2022	\$8,130.18
IRESS - ORDINARY (IRE)	612.000000	\$11.510000	30-Jun-2022	\$7,044.12
LEND LEASE - FPO/UNITS STAPLED (LLC)	1,381.000000	\$9.110000	30-Jun-2022	\$12,580.91
LOTTERY - ORDINARY (TLC)	3,335.000000	\$4.520000	30-Jun-2022	\$15,074.20
ACQ GROUP - ORDINARY (MQG)	108.000000	\$164.510000	30-Jun-2022	\$17,767.08
AT. BANK - ORDINARY (NAB)	1,065.000000	\$27.390000	30-Jun-2022	\$29,170.35
BE INSUR. - ORDINARY (QBE)	1,179.000000	\$12.150000	30-Jun-2022	\$14,324.85
UBE - ORDINARY (QUB)	2,604.000000	\$2.730000	30-Jun-2022	\$7,108.92
IO TINTO - ORDINARY (RIO)	95.000000	\$102.700000	30-Jun-2022	\$9,756.50
EK - ORDINARY (SEK)	426.000000	\$21.000000	30-Jun-2022	\$8,946.00
YCITY - ORD FOR. EXEMPT NZX (SKC)	1,914.000000	\$2.650000	30-Jun-2022	\$5,072.10
SOUTH32 - ORDINARY (S32)	2,301.000000	\$3.940000	30-Jun-2022	\$9,065.94
SUNCORP - ORDINARY (SUN)	1,059.000000	\$10.980000	30-Jun-2022	\$11,627.82
TABCORP - ORDINARY (TAH)	3,335.000000	\$1.065000	30-Jun-2022	\$3,551.78
TELSTRA - ORDINARY (TLS)	4,620.000000	\$3.850000	30-Jun-2022	\$17,787.00
TPGLIMITED - ORDINARY (TPG)	734.000000	\$5.970000	30-Jun-2022	\$4,381.98
WOODSIDE - ORDINARY (WDS)	803.000000	\$31.840000	30-Jun-2022	\$25,567.52
WORLEY - ORDINARY (WOR)	475.000000	\$14.240000	30-Jun-2022	\$6,764.00
Antares Diversified Fixed Income (PPL8808AU)	42,017.412280	\$0.907480	30-Jun-2022	\$38,129.96
CC JCB Active Bond B (CHN3749AU)	21,286.253110	\$0.898700	30-Jun-2022	\$19,129.96
Janus Henderson Tactical Income (IOF0145AU)	23,785.179480	\$1.007800	30-Jun-2022	\$23,970.70
Kapstream Absolute Return Income Plus I (HOW8743AU)	14,506.925150	\$0.999100	30-Jun-2022	\$14,493.87
utual Credit (PRM8256AU)	96,305.137100	\$0.999650	30-Jun-2022	\$96,271.43
Iceon Australian Property Fund (LAM0044AU)	88,535.574730	\$1.193200	24-Jun-2022	\$105,640.65
rrowstreet Global Equity No.2 Class E (MAQ8743AU)	56,142.204370	\$1.075000	30-Jun-2022	\$60,352.87
AXA IM Sustainable Equity (ETL0171AU)	41,983.008540	\$1.449500	30-Jun-2022	\$60,854.37
BetaShares CPS - Global Growth Fund (BSC0004AU)	95,310.765350	\$0.777610	30-Jun-2022	\$74,114.60
Global Systematic Equities Fund (BEG1488AU)	49,432.138930	\$1.197600	30-Jun-2022	\$59,199.93
	14,598.830370	\$3.123300	30-Jun-2022	

4083908_-R003_IDP201_B001_000981_2/15

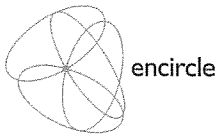


Portfolio Valuation

As at 30 June 2022

Olbertz Management Pty Ltd ATF Olbertz Superannuation Fund

Investment	Units	Price	Price date	Value
encircle Managed Investment Accounts-SMSF (3167994)				
MFS Concentrated Global Equity Trust W (ETL0172AU)				\$45,596.53
PIMCO Global Bond W (ETL0018AU)	15,896.480110	\$0.892100	30-Jun-2022	\$14,181.25
Western Asset Global Bond B (SSB3825AU)	16,021.466740	\$0.884850	30-Jun-2022	\$14,176.59
Fixed Income Strategy 2 (FIS2) (BEG1275AU)	22,582.541320	\$0.832500	30-Jun-2022	\$18,799.97
ClearBridge RARE Infrstrctr Val Unhdgd (TGP0034AU)	32,418.086320	\$1.362000	30-Jun-2022	\$44,153.43
Resolution Capital Glb Ppty Sec UH SII B (WHT2080AU)	14,285.568210	\$0.994500	30-Jun-2022	\$14,207.00
Total for encircle Managed Investment Accounts-SMSF (3167994)				\$1,175,444.38
Total for Olbertz Management Pty Ltd ATF Olbertz Superannuation Fund				\$1,175,444.38
Total portfolio				\$1,175,444.38



Information about this report

Notes

The Portfolio valuation report excludes any 'unfilled share trades' and 'pending managed fund sell orders' if settlement details are not known at the date of this report. All pending transactions and unsettled trades are indicative only.

Prices are the latest available prices, at the time, for the selected report date and may not reflect the current valuation.

Ex-distribution prices are used where available and when the associated income amount has been processed. Where income has not yet been processed, or an ex-distribution price is not available, a cum-distribution price is used.

Managed fund unit prices are generally provided by Morningstar Australasia Pty Ltd, ABN 95 090 665 544.

Australian listed security share prices are generally provided by the ASX Limited, ABN 98 008 624 691.

The value displayed for joint accounts is the total value of the account.

Income Accrued is the income accrued on an investment but not physically received in the account as at the report date.

If you are a participant in one or more dividend or distribution reinvestment plans (DRPs), your participation in each DRP (including the treatment of any residual amounts which have not been applied to acquire additional securities) is governed by the rules of that DRP as set by the issuer of the applicable securities from time to time. Any residual amounts that you may be entitled to upon ceasing to participate in a DRP are not included in your account balance.

Report criteria

The Portfolio Valuation report includes the following accounts:

- encircle Managed Investment Accounts-SMSF (3167994)

Reporting on all items wholly or jointly owned by client "Olbertz Management Pty Ltd ATF Olbertz Superannuation Fund". The report has been restricted to only these types of services; IDPS, Margin Lending. Margin loan details not reported, no breakdown of unsettled trades by investment, tax service liabilities not detailed separately, insurance details not listed.

Disclaimer

anteos Investments Limited ABN 20 096 259 979, AFSL 245531 (AIL) is the trustee of the 'Avanteos Superannuation Trust' ABN 38 876 896 1 and issuer of encircle Superannuation Service; and the encircle Superannuation Fund ABN 68 486 630 403 which includes encircle Super & Pension Service. Colonial First State Investments Limited ABN 98 002 348 352, AFSL 232468 (CFSIL) is the Investor Directed Portfolio Service (PS) Operator and custodian of 'Avanteos Wrap Account Service' which include the encircle Investments Service and encircle Managed Investment accounts.

While all care has been taken in preparing the information contained in this report (using reliable and accurate sources) to the extent permitted by law, neither AIL, CFSIL nor any related parties, their employees or directors, accept responsibility for any loss suffered by any person arising from reliance on this information.

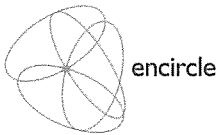
Past performance is not a reliable indicator of future performance. Information provided in this report does not constitute personal, financial or taxation advice and does not take into account the individual objectives, financial situation needs or tax circumstances of any individual. Investors should read the relevant Product Disclosure Statement or IDPS Guide and consult with their Adviser before making any investment decisions.

For IDPS, only the information displayed at the end of each quarter of the financial year will be considered by the auditor in preparing its annual report.

The annuity products issued by Challenger Life Company Limited ABN 44 072 486 938, AFSL 234670 and AIA Australia Limited ABN 79 004 837 861, AFSL 230043 (AIA Australia) are accessible via the encircle Platform (Platform Annuity Products). AIA Australia is part of the AIA Group. Challenger and AIA Australia have each appointed Colonial First State Investments Limited ABN 98 002 348 352, AFSL 232468 (CFSIL) to perform platform administration services only in relation to the annuity products and is not issuing, selling, guaranteeing, underwriting, providing custody services, or any other function in relation to the Platform Annuity Products.

Any 'Account balance' displayed on this site in relation to annuities represents the Funds under Advice (FUA) value (for Challenger annuities only) or Purchase value (for AIA annuities only). The FUA or Purchase values are calculated as at the latest valuation available from Challenger or AIA Australia and are indicative only. They are not withdrawal values.

Investors should read the relevant annuity product PDS and policy wording before making an investment decision and consider talking to a Adviser. Annuity product PDSs are available from Challenger or AIA Australia, or through a Adviser.



Cash Transaction List

01 July 2021 to 30 June 2022

Olbertz Super Fund

Voitek Biskup

Findex Advice Services Pty Ltd - (CW)

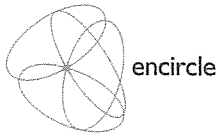
encircle Managed Investment Accounts

Date	Transaction	Debit	Credit	Balance
------	-------------	-------	--------	---------

Olbertz Management Pty Ltd ATF Olbertz Superannuation Fund encircle Managed-SMSF (3167994)

Cash Account

01-Jul-2021	Opening Balance			\$33,908.71
01-Jul-2021	Deposit - Share Income ANZ		\$159.60	\$34,068.31
01-Jul-2021	Interest - 01-Jun-2021 - 30-Jun-2021		\$2.97	\$34,071.28
02-Jul-2021	Withdrawal - Account Administration Fee - IDPS	\$131.56		\$33,939.72
02-Jul-2021	Withdrawal - Adviser service fee (%)	\$1,224.68		\$32,715.04
02-Jul-2021	Withdrawal - Mandate fee	\$67.52		\$32,647.52
02-Jul-2021	Deposit - Share Income ALL		\$59.25	\$32,706.77
02-Jul-2021	Deposit - Share Income NAB		\$619.80	\$33,326.57
02-Jul-2021	Deposit - Share Income MQG		\$418.75	\$33,745.32
03-Jul-2021	Deposit - #F443654369 CBA Sell		\$2,279.78	\$36,025.10
03-Jul-2021	Deposit - #F443651868 ALL Sell		\$728.05	\$36,753.15
03-Jul-2021	Deposit - #F443653473 VUK Sell		\$1,203.23	\$37,956.38
03-Jul-2021	Withdrawal - #F443656974 NAB Buy	\$1,400.98		\$36,555.40
03-Jul-2021	Withdrawal - #F443657310 WPL Buy	\$1,720.90		\$34,834.50
05-Jul-2021	Deposit - Share Income ALQ		\$149.80	\$34,984.30
06-Jul-2021	Deposit - #F443793016 ALQ Sell		\$1,757.18	\$36,741.48
Jul-2021	Deposit - #F443792859 REA Sell		\$1,525.04	\$38,266.52
Jul-2021	Withdrawal - #F443822753 MQG Buy	\$1,571.34		\$36,695.18
Jul-2021	Withdrawal - #F443822504 CSL Buy	\$1,130.17		\$35,565.01
Jul-2021	Deposit - Income MAQ8743AU		\$9,917.67	\$45,482.68
Jul-2021	Deposit - Income ETL0018AU		\$18.21	\$45,500.89
Jul-2021	Deposit - Income PPL8808AU		\$166.36	\$45,667.25
Jul-2021	Deposit - Income PRM8256AU		\$546.52	\$46,213.77
Jul-2021	Deposit - Income CHN3749AU		\$66.70	\$46,280.47
Jul-2021	Deposit - Income ETL0172AU		\$1,912.39	\$48,192.86
Jul-2021	Deposit - Income SSB3825AU		\$182.62	\$48,375.48
Jul-2021	Withdrawal - #F443914138 LLC Buy	\$1,535.12		\$46,840.36
Jul-2021	Withdrawal - #F443913782 CSL Buy	\$1,121.47		\$45,718.89
16-Jul-2021	Withdrawal - #F443913380 SEK Buy	\$923.52		\$44,795.37
16-Jul-2021	Deposit - Income BSC0004AU		\$5,405.74	\$50,201.11
16-Jul-2021	Deposit - Income HOW8743AU		\$56.41	\$50,257.52
16-Jul-2021	Deposit - Income TGP0034AU		\$922.37	\$51,179.89
19-Jul-2021	Deposit - #F443921360 REA Sell		\$2,269.12	\$53,449.01
19-Jul-2021	Deposit - Income ETL0171AU		\$2,482.12	\$55,931.13
19-Jul-2021	Deposit - Income IOF0145AU		\$371.13	\$56,302.26
20-Jul-2021	Deposit - Income WHT2080AU		\$64.81	\$56,367.07
26-Jul-2021	Deposit - #F443981365 S32 Sell		\$574.91	\$56,941.98
26-Jul-2021	Withdrawal - #F443982748 CSL Buy	\$1,453.51		\$55,488.47
01-Aug-2021	Interest - 01-Jul-2021 - 31-Jul-2021		\$4.49	\$55,492.96
02-Aug-2021	Deposit - #F444062690 JHX Sell		\$1,334.58	\$56,827.54
02-Aug-2021	Deposit - #F444062547 ALQ Sell		\$1,179.74	\$58,007.28
02-Aug-2021	Deposit - Income BEG1488AU		\$7,073.87	\$65,081.15
03-Aug-2021	Withdrawal - Account Administration Fee - IDPS	\$136.09		\$64,945.06
03-Aug-2021	Withdrawal - Adviser service fee (%)	\$1,259.64		\$63,685.42
03-Aug-2021	Withdrawal - Mandate fee	\$68.96		\$63,616.46
04-Aug-2021	Deposit - Income LAM0044AU		\$1,463.68	\$65,080.14
-Aug-2021	Deposit - Income BEG1275AU		\$1,124.31	\$66,204.45
-Aug-2021	Deposit - Income BEG8635AU		\$6,081.80	\$72,286.25
-Aug-2021	Deposit - #F444204158 RIO Sell		\$1,320.38	\$73,606.63
-Aug-2021	Deposit - #F444202187 CPU Sell		\$537.08	\$74,143.71
-Aug-2021	Deposit - #F44420605 ALL Sell		\$250.10	\$74,393.81
-Aug-2021	Withdrawal - Buy(2110999)	\$7,431.16		\$66,962.65
18-Aug-2021	Withdrawal - Buy(2110999)	\$4,400.25		\$62,562.40
18-Aug-2021	Withdrawal - Buy(2110999)	\$3,497.86		\$59,064.54
19-Aug-2021	Withdrawal - Buy(2110999)	\$8,092.32		\$50,972.22
19-Aug-2021	Withdrawal - Buy(2110999)	\$6,620.34		\$44,351.88
19-Aug-2021	Withdrawal - Buy(2110999)	\$2,097.42		\$42,254.46



Cash Transaction List

01 July 2021 to 30 June 2022

encircle Managed Investment Accounts


Date	Transaction	Debit	Credit	Balance
------	-------------	-------	--------	---------

Olbertz Management Pty Ltd ATF Olbertz Superannuation Fund encircle Managed-SMSF (3167994)

Cash Account

19-Aug-2021	Withdrawal - Buy(2110999)	\$2,069.94		\$40,184.52
19-Aug-2021	Withdrawal - Buy(2110999)	\$2,042.10		\$38,142.42
19-Aug-2021	Withdrawal - Buy(2110999)	\$995.27		\$37,147.15
19-Aug-2021	Withdrawal - Buy(2110999)	\$949.97		\$36,197.18
19-Aug-2021	Withdrawal - Buy(2110999)	\$852.18		\$35,345.00
19-Aug-2021	Withdrawal - Buy(2110999)	\$820.85		\$34,524.15
23-Aug-2021	Withdrawal - #6287966 NAB Buy	\$714.39		\$33,809.76
23-Aug-2021	Withdrawal - #6288057 BHP Buy	\$816.71		\$32,993.05
24-Aug-2021	Withdrawal - #F444281317 CSL Buy	\$1,224.68		\$31,768.37
25-Aug-2021	Deposit - #F444311159 CBA Sell		\$698.86	\$32,467.23
26-Aug-2021	Deposit - Managed Fund Sell (WHT2080AU)		\$965.03	\$33,432.26
26-Aug-2021	Deposit - Managed Fund Sell (ETL0172AU)		\$963.90	\$34,396.16
30-Aug-2021	Withdrawal - #F444341100 CSL Buy	\$1,541.26		\$32,854.90
30-Aug-2021	Deposit - Managed Fund Sell (ETL0171AU)		\$1,751.28	\$34,606.18
01-Sep-2021	Withdrawal - #F444381408 XRO Buy	\$3,311.15		\$31,295.03
01-Sep-2021	Deposit - Managed Fund Sell (BSC0004AU)		\$7,861.26	\$39,156.29
01-Sep-2021	Interest - 01-Aug-2021 - 31-Aug-2021		\$4.31	\$39,160.60
02-Sep-2021	Withdrawal - Account Administration Fee - IDPS	\$137.86		\$39,022.74
02-Sep-2021	Withdrawal - Adviser service fee (%)	\$1,305.39		\$37,717.35
02-Sep-2021	Withdrawal - Mandate fee	\$70.97		\$37,646.38
07-Sep-2021	Deposit - #F444421272 DMP Sell		\$1,871.52	\$39,517.90
07-Sep-2021	Withdrawal - #F444422956 RIO Buy	\$1,454.52		\$38,063.38
07-Sep-2021	Withdrawal - #F444424219 QUB Buy	\$840.36		\$37,223.02
Sep-2021	Deposit - Share Income DMP		\$69.78	\$37,292.80
Sep-2021	Withdrawal - #F444481633 QBE Buy	\$1,259.03		\$36,033.77
Sep-2021	Deposit - Share Income CPU		\$163.99	\$36,197.76
Sep-2021	Deposit - Share Income LLC		\$155.76	\$36,353.52
Sep-2021	Deposit - #F444531137 DMP Sell		\$821.38	\$37,174.90
Sep-2021	Withdrawal - #F444532952 RIO Buy	\$1,392.04		\$35,782.86
Sep-2021	Deposit - #F444541337 CWY Sell		\$3,220.66	\$39,003.52
Sep-2021	Deposit - Share Income TAH		\$250.53	\$39,254.05
Sep-2021	Deposit - Share Income BHP		\$1,949.56	\$41,203.61
Sep-2021	Deposit - #F444591326 DMP Sell		\$1,240.94	\$42,444.55
Sep-2021	Withdrawal - #F444592961 RIO Buy	\$1,235.52		\$41,209.03
Sep-2021	Deposit - Share Income SUN		\$508.32	\$41,717.35
23-Sep-2021	Deposit - Share Income RIO		\$228.02	\$41,945.37
23-Sep-2021	Deposit - Share Income TLS		\$381.12	\$42,326.49
24-Sep-2021	Deposit - Share Income WPL		\$238.82	\$42,565.31
24-Sep-2021	Deposit - Share Income IRE		\$97.92	\$42,663.23
24-Sep-2021	Deposit - Share Income QBE		\$109.12	\$42,772.35
27-Sep-2021	Deposit - Share Income SKC		\$129.53	\$42,901.88
28-Sep-2021	Deposit - Share Income COL		\$159.88	\$43,061.76
29-Sep-2021	Deposit - Share Income CBA		\$128.00	\$43,189.76
30-Sep-2021	Deposit - Share Income CSL		\$62.00	\$43,251.76
01-Oct-2021	Interest - 01-Sep-2021 - 30-Sep-2021		\$6.44	\$43,258.20
04-Oct-2021	Withdrawal - Account Administration Fee - IDPS	\$133.17		\$43,125.03
04-Oct-2021	Withdrawal - Adviser service fee (%)	\$761.43		\$42,363.60
04-Oct-2021	Withdrawal - Portfolio Construction and Management Fee - %	\$358.88		\$42,004.72
04-Oct-2021	Withdrawal - Mandate fee	\$67.54		\$41,937.18
05-Oct-2021	Deposit - Share Income CWY		\$29.63	\$41,966.81
05-Oct-2021	Deposit - Share Income SEK		\$76.60	\$42,043.41
07-Oct-2021	Deposit - Income ETL0018AU		\$28.77	\$42,072.18
07-Oct-2021	Deposit - Share Income S32		\$269.22	\$42,341.40
-Oct-2021	Deposit - Income PPL8808AU		\$109.10	\$42,450.50
-Oct-2021	Deposit - Income SSB3825AU		\$98.98	\$42,549.48
-Oct-2021	Deposit - Income TGP0034AU		\$522.53	\$43,072.01
-Oct-2021	Deposit - Share Income TPG		\$35.84	\$43,107.85
-Oct-2021	Deposit - Income PRM8256AU		\$491.79	\$43,599.64
-Oct-2021	Deposit - Income LAM0044AU		\$1,450.87	\$45,050.51
19-Oct-2021	Deposit - Income WHT2080AU		\$69.12	\$45,119.63
19-Oct-2021	Deposit - Income HOW8743AU		\$75.87	\$45,195.50
20-Oct-2021	Deposit - Income BEG1275AU		\$103.20	\$45,298.70
22-Oct-2021	Deposit - Share Income QUB		\$122.82	\$45,421.52
01-Nov-2021	Interest - 01-Oct-2021 - 31-Oct-2021		\$3.87	\$45,425.39

4063908...R003_IDP201_B001_000981_4/15



Cash Transaction List

01 July 2021 to 30 June 2022


encircle Managed Investment Accounts

Date	Transaction	Debit	Credit	Balance
------	-------------	-------	--------	---------

Olbertz Management Pty Ltd ATF Olbertz Superannuation Fund encircle Managed-SMSF (3167994)

Cash Account

03-Nov-2021	Withdrawal - Account Administration Fee - IDPS	\$137.56		\$45,287.83
03-Nov-2021	Withdrawal - Adviser service fee (%)	\$379.21		\$44,908.62
03-Nov-2021	Withdrawal - Portfolio Construction and Management Fee - %	\$651.34		\$44,257.28
03-Nov-2021	Withdrawal - Mandate fee	\$69.87		\$44,187.41
22-Nov-2021	Deposit - Custody Share sell (ALLR)		\$85.50	\$44,272.91
01-Dec-2021	Interest - 01-Nov-2021 - 30-Nov-2021		\$3.52	\$44,276.43
02-Dec-2021	Withdrawal - Account Administration Fee - IDPS	\$133.69		\$44,142.74
02-Dec-2021	Withdrawal - Adviser service fee (%)	\$372.79		\$43,769.95
02-Dec-2021	Withdrawal - Portfolio Construction and Management Fee - %	\$637.93		\$43,132.02
02-Dec-2021	Withdrawal - Mandate fee	\$67.58		\$43,064.44
14-Dec-2021	Deposit - Share Income MQG		\$367.20	\$43,431.64
15-Dec-2021	Deposit - Share Income NAB		\$680.05	\$44,111.69
17-Dec-2021	Deposit - Share Income ALQ		\$126.40	\$44,238.09
17-Dec-2021	Deposit - Share Income ALL		\$96.72	\$44,334.81
17-Dec-2021	Deposit - Share Income JHX		\$102.99	\$44,437.80
01-Jan-2022	Interest - 01-Dec-2021 - 31-Dec-2021		\$3.32	\$44,441.12
05-Jan-2022	Withdrawal - Account Administration Fee - IDPS	\$138.80		\$44,302.32
05-Jan-2022	Withdrawal - Adviser service fee (%)	\$386.48		\$43,915.84
05-Jan-2022	Withdrawal - Portfolio Construction and Management Fee - %	\$660.88		\$43,254.96
05-Jan-2022	Withdrawal - Mandate fee	\$71.10		\$43,183.86
11-Jan-2022	Deposit - Income CHN3749AU		\$53.71	\$43,237.57
12-Jan-2022	Deposit - Income SSB3825AU		\$38.79	\$43,276.36
14-Jan-2022	Deposit - Income HOW8743AU		\$75.71	\$43,352.07
Jan-2022	Deposit - Income LAM0044AU		\$1,335.36	\$44,687.43
Jan-2022	Deposit - Income WHT2080AU		\$49.37	\$44,736.80
Jan-2022	Deposit - Income IOF0145AU		\$43.58	\$44,780.38
Jan-2022	Deposit - Income PRM8256AU		\$661.40	\$45,441.78
Jan-2022	Deposit - Income TGPO034AU		\$870.88	\$46,312.66
Jan-2022	Deposit - Income ETL0018AU		\$7.44	\$46,320.10
Jan-2022	Deposit - Income BEG1275AU		\$98.64	\$46,418.74
Feb-2022	Interest - 01-Jan-2022 - 31-Jan-2022		\$3.64	\$46,422.38
Feb-2022	Withdrawal - Account Administration Fee - IDPS	\$136.97		\$46,285.41
Feb-2022	Withdrawal - Adviser service fee (%)	\$381.92		\$45,903.49
Feb-2022	Withdrawal - Portfolio Construction and Management Fee - %	\$654.88		\$45,248.61
Feb-2022	Withdrawal - Mandate fee	\$66.10		\$45,182.51
04-Feb-2022	Deposit - Direct Contribution(9454424)		\$1,957.62	\$47,140.13
14-Feb-2022	Deposit - #F44602544 JHX Sell		\$6,631.89	\$53,772.02
14-Feb-2022	Withdrawal - #F446023171 WPL Buy	\$1,885.34		\$51,886.68
14-Feb-2022	Withdrawal - #F446023173 ALL Buy	\$858.16		\$51,028.52
14-Feb-2022	Withdrawal - #F446023172 QBE Buy	\$610.08		\$50,418.44
15-Feb-2022	Deposit - #F44603504 MQG Sell		\$1,348.25	\$51,766.69
16-Feb-2022	Withdrawal - Buy(2110999)	\$16,461.64		\$35,305.05
16-Feb-2022	Withdrawal - Buy(2110999)	\$2,603.51		\$32,701.54
16-Feb-2022	Withdrawal - Buy(2110999)	\$649.76		\$32,051.78
16-Feb-2022	Withdrawal - Buy(2110999)	\$1,178.75		\$30,873.03
16-Feb-2022	Withdrawal - Buy(2110999)	\$787.85		\$30,085.18
16-Feb-2022	Withdrawal - Buy(2110999)	\$763.90		\$29,321.28
16-Feb-2022	Withdrawal - Buy(2110999)	\$697.24		\$28,624.04
18-Feb-2022	Withdrawal - Buy(2110999)	\$2,095.47		\$26,528.57
18-Feb-2022	Withdrawal - Buy(2110999)	\$1,257.62		\$25,270.95
21-Feb-2022	Deposit - #6620916 CBA Sell		\$5,608.11	\$30,879.06
21-Feb-2022	Deposit - #6620927 COL Sell		\$9,499.06	\$40,378.12
21-Feb-2022	Deposit - #6620977 CPU Sell		\$1,098.87	\$41,476.99
-Feb-2022	Deposit - #6621800 DMP Sell		\$2,219.97	\$43,696.96
-Feb-2022	Deposit - #6622994 MQG Sell		\$591.59	\$44,288.55
-Feb-2022	Deposit - #6623506 S32 Sell		\$2,931.10	\$47,219.65
-Feb-2022	Deposit - #6624330 SEK Sell		\$1,316.51	\$48,536.16
-Feb-2022	Deposit - #6625223 TAH Sell		\$1,080.43	\$49,616.59
-Feb-2022	Deposit - #6625450 TLS Sell		\$3,205.39	\$52,821.98
21-Feb-2022	Withdrawal - #6627419 EDV Buy	\$5,855.68		\$46,966.30
21-Feb-2022	Withdrawal - #6627591 NAB Buy	\$1,693.79		\$45,272.51
21-Feb-2022	Withdrawal - #6628557 CSL Buy	\$10,820.07		\$34,452.44
21-Feb-2022	Withdrawal - #6628950 TPG Buy	\$945.71		\$33,506.73
21-Feb-2022	Withdrawal - #6629327 BHP Buy	\$5,463.80		\$28,042.93



Cash Transaction List

01 July 2021 to 30 June 2022

encircle Managed Investment Accounts


Date	Transaction	Debit	Credit	Balance
------	-------------	-------	--------	---------

Olbertz Management Pty Ltd ATF Olbertz Superannuation Fund encircle Managed-SMSF (3167994)

Cash Account

21-Feb-2022	Withdrawal - #6626725 RIO Buy	\$839.96		\$27,202.97
23-Feb-2022	Deposit - Managed Fund Sell (MAQ8743AU)		\$1,502.30	\$28,705.27
25-Feb-2022	Deposit - #F446151195 JHX Sell		\$5,272.78	\$33,978.05
25-Feb-2022	Deposit - #F446151193 S32 Sell		\$2,470.68	\$36,448.73
25-Feb-2022	Deposit - #F446151194 CPU Sell		\$997.69	\$37,446.42
25-Feb-2022	Withdrawal - #F446156317 SEK Buy	\$1,582.97		\$35,863.45
25-Feb-2022	Withdrawal - #F446156316 BHP Buy	\$2,744.83		\$33,118.62
25-Feb-2022	Withdrawal - #F446156315 CSL Buy	\$5,644.71		\$27,473.91
28-Feb-2022	Deposit - Managed Fund Sell (ETL0171AU)		\$635.68	\$28,109.59
28-Feb-2022	Deposit - Managed Fund Sell (BEG1488AU)		\$4,891.25	\$33,000.84
01-Mar-2022	Interest - 01-Feb-2022 - 28-Feb-2022		\$2.79	\$33,003.63
02-Mar-2022	Withdrawal - Account Administration Fee - IDPS	\$123.23		\$32,880.40
02-Mar-2022	Withdrawal - Adviser service fee (%)	\$340.79		\$32,539.61
02-Mar-2022	Withdrawal - Portfolio Construction and Management Fee - %	\$586.00		\$31,953.61
02-Mar-2022	Withdrawal - Mandate fee	\$60.29		\$31,893.32
07-Mar-2022	Deposit - Managed Fund Sell (LAM0044AU)		\$4,306.58	\$36,199.90
08-Mar-2022	Deposit - #F446241465 CPU Sell		\$1,295.20	\$37,495.10
08-Mar-2022	Withdrawal - #F446243213 CSL Buy	\$2,326.62		\$35,168.48
08-Mar-2022	Deposit - Managed Fund Sell (PAC0001AU)		\$773.41	\$35,941.89
11-Mar-2022	Deposit - Share Income VUK		\$30.43	\$35,972.32
15-Mar-2022	Deposit - #F44631942 WPL Sell		\$1,102.70	\$37,075.02
15-Mar-2022	Withdrawal - #F446312535 BHP Buy	\$916.63		\$36,158.39
16-Mar-2022	Deposit - Share Income LLC		\$65.19	\$36,223.58
Mar-2022	Deposit - #F446351422 VUK Sell		\$4,779.07	\$41,002.65
Mar-2022	Deposit - #F446353033 XRO Sell		\$2,046.76	\$43,049.41
Mar-2022	Deposit - Share Income DMP		\$31.82	\$43,081.23
Mar-2022	Deposit - Share Income CPU		\$171.12	\$43,252.35
Mar-2022	Deposit - Share Income TAH		\$219.44	\$43,471.79
Mar-2022	Deposit - Share Income IRE		\$183.60	\$43,655.39
Mar-2022	Deposit - Share Income WPL		\$954.41	\$44,609.80
Mar-2022	Deposit - Share Income EDV		\$113.25	\$44,723.05
Mar-2022	Deposit - Share Income BHP		\$1,849.62	\$46,572.67
Mar-2022	Deposit - #F446451196 MQG Sell		\$1,778.57	\$48,351.24
Mar-2022	Withdrawal - #F446452012 EDV Buy	\$1,625.49		\$46,725.75
Mar-2022	Deposit - Share Income CBA		\$99.75	\$46,825.50
01-Apr-2022	Interest - 01-Mar-2022 - 31-Mar-2022		\$3.01	\$46,828.51
01-Apr-2022	Deposit - Share Income SUN		\$243.57	\$47,072.08
01-Apr-2022	Deposit - Share Income TLS		\$317.20	\$47,389.28
05-Apr-2022	Withdrawal - Account Administration Fee - IDPS	\$137.33		\$47,251.95
05-Apr-2022	Withdrawal - Adviser service fee (%)	\$369.41		\$46,882.54
05-Apr-2022	Withdrawal - Portfolio Construction and Management Fee - %	\$638.40		\$46,244.14
05-Apr-2022	Withdrawal - Mandate fee	\$73.21		\$46,170.93
06-Apr-2022	Deposit - Share Income CSL		\$153.67	\$46,324.60
07-Apr-2022	Deposit - Share Income SEK		\$90.62	\$46,415.22
07-Apr-2022	Deposit - Share Income S32		\$290.47	\$46,705.69
08-Apr-2022	Deposit - Income TGP0034AU		\$706.45	\$47,412.14
08-Apr-2022	Deposit - Share Income QUB		\$105.27	\$47,517.41
11-Apr-2022	Deposit - Income SSB3825AU		\$62.12	\$47,579.53
11-Apr-2022	Deposit - Income IOF0145AU		\$167.00	\$47,746.53
12-Apr-2022	Deposit - Share Income QBE		\$217.93	\$47,964.46
13-Apr-2022	Deposit - Income PRM8256AU		\$598.01	\$48,562.47
13-Apr-2022	Deposit - Share Income TPG		\$51.94	\$48,614.41
14-Apr-2022	Deposit - Income HOW8743AU		\$75.39	\$48,689.80
-Apr-2022	Deposit - Income WHT2080AU		\$57.17	\$48,746.97
-Apr-2022	Deposit - Share Income RIO		\$430.85	\$49,177.82
-Apr-2022	Income - Compensation - Fund Manager Fee Refund		\$25.14	\$49,202.96
-Apr-2022	Deposit - Income BEG1275AU		\$2.47	\$49,205.43
-Apr-2022	Deposit - #F44677520 NAB Sell		\$2,903.46	\$52,108.89
-Apr-2022	Deposit - #F44677518 WPL Sell		\$2,312.62	\$54,421.51
28-Apr-2022	Deposit - #F44677519 CPU Sell		\$1,790.67	\$56,212.18
28-Apr-2022	Withdrawal - #F446775614 TPG Buy	\$746.53		\$55,465.65
28-Apr-2022	Withdrawal - #F446775612 TLS Buy	\$473.61		\$54,992.04
28-Apr-2022	Withdrawal - #F446775613 ALL Buy	\$325.75		\$54,666.29
28-Apr-2022	Withdrawal - #F446775611 WOR Buy	\$3,487.48		\$51,178.81

4063908_-R003_IDP201_B001_000981_5/15



Cash Transaction List

01 July 2021 to 30 June 2022

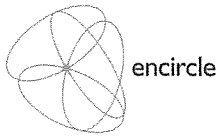
encircle Managed Investment Accounts

Date	Transaction	Debit	Credit	Balance
------	-------------	-------	--------	---------

Olbertz Management Pty Ltd ATF Olbertz Superannuation Fund encircle Managed-SMSF (3167994)

Cash Account

01-May-2022	Interest - 01-Apr-2022 - 30-Apr-2022		\$3.84	\$51,182.65
03-May-2022	Withdrawal - Account Administration Fee - IDPS	\$132.39		\$51,050.26
03-May-2022	Withdrawal - Adviser service fee (%)	\$362.64		\$50,687.62
03-May-2022	Withdrawal - Portfolio Construction and Management Fee - %	\$624.59		\$50,063.03
03-May-2022	Withdrawal - Mandate fee	\$70.10		\$49,992.93
04-May-2022	Deposit - #F446832858 MQG Sell		\$2,432.06	\$52,424.99
04-May-2022	Deposit - #F446832223 QUB Sell		\$1,430.61	\$53,855.60
10-May-2022	Deposit - Income LAM0044AU		\$1,319.28	\$55,174.88
14-May-2022	Deposit - #F446921266 TAH Sell		\$1,417.83	\$56,592.71
14-May-2022	Withdrawal - #F446922276 CSL Buy	\$1,661.92		\$54,930.79
18-May-2022	Withdrawal - Buy(2110999)	\$10,233.05		\$44,697.74
18-May-2022	Withdrawal - Buy(2110999)	\$839.26		\$43,858.48
18-May-2022	Withdrawal - Buy(2110999)	\$837.18		\$43,021.30
18-May-2022	Withdrawal - Buy(2110999)	\$548.26		\$42,473.04
18-May-2022	Withdrawal - Buy(2110999)	\$417.10		\$42,055.94
18-May-2022	Withdrawal - Buy(2110999)	\$260.91		\$41,795.03
18-May-2022	Withdrawal - Buy(2110999)	\$191.28		\$41,603.75
19-May-2022	Deposit - Income WHT2080AU		\$989.51	\$42,593.26
23-May-2022	Withdrawal - #6796832 CSL Buy	\$3,295.63		\$39,297.63
23-May-2022	Withdrawal - #6797366 S32 Buy	\$855.16		\$38,442.47
23-May-2022	Withdrawal - #6797655 QBE Buy	\$979.24		\$37,463.23
23-May-2022	Withdrawal - #6798433 ALL Buy	\$1,801.47		\$35,661.76
23-May-2022	Withdrawal - #6799171 TAH Buy	\$1,280.79		\$34,380.97
May-2022	Withdrawal - #6799907 SEK Buy	\$792.84		\$33,588.13
May-2022	Withdrawal - #6800432 CPU Buy	\$1,385.67		\$32,202.46
May-2022	Withdrawal - #6802125 WPL Buy	\$2,279.04		\$29,923.42
May-2022	Withdrawal - #6802448 LLC Buy	\$914.48		\$29,008.94
May-2022	Withdrawal - #6803117 TLS Buy	\$2,578.11		\$26,430.83
May-2022	Withdrawal - #6791185 NAB Buy	\$4,243.77		\$22,187.06
May-2022	Withdrawal - #6791607 MQG Buy	\$2,497.51		\$19,689.55
May-2022	Withdrawal - #6793711 BHP Buy	\$5,458.77		\$14,230.78
May-2022	Withdrawal - #6794932 ALQ Buy	\$1,146.49		\$13,084.29
May-2022	Withdrawal - #6790845 EDV Buy	\$859.79		\$12,224.50
May-2022	Deposit - Managed Fund Sell (HOW8743AU)		\$457.22	\$12,681.72
May-2022	Withdrawal - Buy(2110999)	\$12,237.85		\$443.87
25-May-2022	Deposit - Managed Fund Sell (TGP0034AU)		\$4,017.10	\$4,460.97
26-May-2022	Deposit - Managed Fund Sell (ETL0172AU)		\$3,480.34	\$7,941.31
26-May-2022	Deposit - Managed Fund Sell (MAQ8743AU)		\$5,369.59	\$13,310.90
27-May-2022	Deposit - Managed Fund Sell (LAM0044AU)		\$6,850.20	\$20,161.10
30-May-2022	Deposit - Managed Fund Sell (PRM8256AU)		\$2,578.63	\$22,739.73
30-May-2022	Deposit - Managed Fund Sell (BEG1488AU)		\$4,658.41	\$27,398.14
30-May-2022	Deposit - Managed Fund Sell (ETL0171AU)		\$5,664.97	\$33,063.11
01-Jun-2022	Interest - 01-May-2022 - 31-May-2022		\$8.48	\$33,071.59
02-Jun-2022	Withdrawal - Account Administration Fee - IDPS	\$135.01		\$32,936.58
02-Jun-2022	Withdrawal - Adviser service fee (%)	\$363.63		\$32,572.95
02-Jun-2022	Withdrawal - Portfolio Construction and Management Fee - %	\$630.82		\$31,942.13
02-Jun-2022	Withdrawal - Mandate fee	\$64.91		\$31,877.22
07-Jun-2022	Deposit - #F44715324 EDV Sell		\$1,219.89	\$33,097.11
07-Jun-2022	Deposit - #F44715688 QUB Sell		\$227.15	\$33,324.26
07-Jun-2022	Withdrawal - #F447154052 RIO Buy	\$3,493.58		\$29,830.68
07-Jun-2022	Withdrawal - #F447154664 WOR Buy	\$1,948.88		\$27,881.80
07-Jun-2022	Withdrawal - #F447153559 DMP Buy	\$1,804.91		\$26,076.89
08-Jun-2022	Deposit - Managed Fund Sell (PAC0001AU)		\$11,934.78	\$38,011.67
-Jun-2022	Deposit - #F447221086 MQG Sell		\$1,743.46	\$39,755.13
-Jun-2022	Deposit - #F447222667 NAB Sell		\$1,491.12	\$41,246.25
-Jun-2022	Deposit - #F447223554 QBE Sell		\$553.84	\$41,800.09
-Jun-2022	Withdrawal - #F447226369 WOR Buy	\$1,438.52		\$40,361.57
-Jun-2022	Deposit - #F447321365 QUB Sell		\$939.92	\$41,301.49
-Jun-2022	Deposit - #F447341845 S32 Sell		\$1,281.91	\$42,583.40
29-Jun-2022	Deposit - #F447341844 TLS Sell		\$452.51	\$43,035.91
29-Jun-2022	Withdrawal - #F447344276 DMP Buy	\$1,860.48		\$41,175.43
30-Jun-2022	Closing Balance			\$41,175.43



Cash Transaction List

01 July 2021 to 30 June 2022

Notes

The total value displayed may not reflect the total value shown in your Portfolio Valuation report due to the exclusion of fees, insurance and tax liabilities; personal assets; personal liabilities; and unsettled trades.

Some transaction descriptions may have been provided by your Adviser and/or third parties. We believe the data/descriptions are correct at the time of issue, but no responsibility arising in any way for errors is accepted.

Report criteria

The Cash Transaction List includes the following accounts:

Olbertz Management Pty Ltd ATF Olbertz Superannuation Fund encircle Managed-SMSF (3167994)

Disclaimer

Avanteos Investments Limited ABN 20 096 259 979, AFSL 245531 (AIL) is the trustee of the 'Avanteos Superannuation Trust' ABN 38 876 896 681 and issuer of encircle Superannuation Service; and the encircle Superannuation Fund ABN 68 486 630 403 which includes encircle Super & Pension Service. Colonial First State Investments Limited ABN 98 002 348 352, AFSL 232468 (CFSIL) is the Investor Directed Portfolio Service (IDPS) Operator and custodian of 'Avanteos Wrap Account Service' which include the encircle Investments Service and encircle Managed Investment Accounts.

While all care has been taken in preparing the information contained in this report (using reliable and accurate sources) to the extent permitted by law, neither AIL, CFSIL nor any related parties, their employees or directors, accept responsibility for any loss suffered by any person arising from reliance on this information.


Past performance is not a reliable indicator of future performance. Information provided in this report does not constitute personal, financial or taxation advice and does not take into account the individual objectives, financial situation needs or tax circumstances of any individual. Investors should read the relevant Product Disclosure Statement or IDPS Guide and consult with their Adviser before making any investment decisions.

For IDPS, only the information displayed at the end of each quarter of the financial year will be considered by the auditor in preparing its annual report.

Some annuity products issued by Challenger Life Company Limited ABN 44 072 486 938, AFSL 234670 and AIA Australia Limited ABN 79 004 837 1, AFSL 230043 (AIA Australia) are accessible via the encircle Platform (Platform Annuity Products). AIA Australia is part of the AIA Group. Challenger and AIA Australia have each appointed Colonial First State Investments Limited ABN 98 002 348 352, AFSL 232468 (CFSIL) to perform platform administration services only in relation to the annuity products and is not issuing, selling, guaranteeing, underwriting, providing custody services, or any other function in relation to the Platform Annuity Products.

The 'Account balance' displayed on this site in relation to annuities represents the Funds under Advice (FUA) value (for Challenger annuities only) Purchase value (for AIA annuities only). The FUA or Purchase values are calculated as at the latest valuation available from Challenger or AIA Australia and are indicative only. They are not withdrawal values.

Investors should read the relevant annuity product PDS and policy wording before making an investment decision and consider talking to a Adviser. Annuity product PDSs are available from Challenger or AIA Australia, or through a Adviser.



Investment Transaction List

01 July 2021 to 30 June 2022

Olbertz Super Fund

Voitek Biskup

Findex Advice Services Pty Ltd - (CW)

encircle Managed Investment Accounts

Trade date	Transaction	Units	Price	Amount
------------	-------------	-------	-------	--------

Olbertz Management Pty Ltd ATF Olbertz Superannuation Fund encircle Managed Investment Accounts-SMSF (3167994)

Alternatives

Multi Strategy Alternative (BEG8635AU)

01-Jul-2021	Opening Balance	68,983.415570	\$1.229800	\$84,835.80
01-Sep-2021	Purchase - Purchase	6,275.257560	\$1.184200	\$7,431.16
01-Jun-2022	Purchase - Purchase	9,031.021090	\$1.133100	\$10,233.05
30-Jun-2022	Closing Balance	84,289.694220	\$1.140900	\$96,166.11
06-Aug-2021	Income			\$6,081.80

Packer & Co Investigator Trust (PAC0001AU)

01-Jul-2021	Opening Balance	6,843.746160	\$1.849370	\$12,656.62
01-Mar-2022	Disposal	(439.935880)	\$1.758006	(\$773.41)
01-Jun-2022	Disposal	(6,403.810280)	\$1.863700	(\$11,934.78)
30-Jun-2022	Closing Balance	0.000000		

stralian Equities - Listed

S - ORDINARY (ALQ)

Jul-2021	Opening Balance	1,026.000000	\$13.040	\$13,379.04
Jul-2021	Disposal	(135.000000)	\$13.043	(\$1,760.79)
Jul-2021	Disposal	(91.000000)	\$12.991	(\$1,182.16)
May-2022	Purchase - BUY ALQ (6794932)	93.000000	\$12.303	\$1,144.14
Jun-2022	Closing Balance	893.000000	\$10.680	\$9,537.24
Jul-2021	Additional Fee - Brokerage			(\$3.61)
Jul-2021	Income			\$149.80
Jul-2021	Additional Fee - Brokerage			(\$2.42)
17-Dec-2021	Income			\$126.40
19-May-2022	Additional Fee - ALQ - Transaction Charges			(\$2.35)

ANZ BANK - ORDINARY (ANZ)


01-Jul-2021	Income			\$159.60
-------------	--------	--	--	----------

ARISTOCRAT - ORDINARY (ALL)

01-Jul-2021	Opening Balance	378.000000	\$43.090	\$16,288.02
12-Aug-2021	Disposal	(6.000000)	\$41.768	(\$250.61)
10-Feb-2022	Purchase	21.000000	\$40.781	\$856.41
26-Apr-2022	Purchase	10.000000	\$32.509	\$325.09
19-May-2022	Purchase - BUY ALL (6798433)	54.000000	\$33.292	\$1,797.78
30-Jun-2022	Closing Balance	457.000000	\$34.380	\$15,711.66
02-Jul-2021	Income			\$59.25
12-Aug-2021	Additional Fee - Brokerage			(\$0.51)
17-Dec-2021	Income			\$96.72
10-Feb-2022	Additional Fee - Brokerage			(\$1.75)
-Apr-2022	Additional Fee - Brokerage			(\$0.67)
-May-2022	Additional Fee - ALL - Transaction Charges			(\$3.69)

ISTOCRAT - RTS01NOV21 FORUS (ALLR)

-Oct-2021	Purchase - Rights	6.000000	\$0.000	\$0.00
-Oct-2021	Purchase - Rights	7.000000	\$0.000	\$0.00
22-Oct-2021	Purchase - Rights	1.000000	\$0.000	\$0.00
22-Oct-2021	Purchase - Rights	2.000000	\$0.000	\$0.00
22-Oct-2021	Purchase - Rights	2.000000	\$0.000	\$0.00
19-Nov-2021	Disposal	(18.000000)	\$4.750	(\$85.50)
30-Jun-2022	Closing Balance	0.000000		



Investment Transaction List

01 July 2021 to 30 June 2022

encircle Managed Investment Accounts

Trade date	Transaction	Units	Price	Amount
------------	-------------	-------	-------	--------

Olbertz Management Pty Ltd ATF Olbertz Superannuation Fund encircle Managed Investment Accounts-SMSF (3167994)

Australian Equities - Listed

BHP GROUP - ORDINARY (BHP)

01-Jul-2021	Opening Balance	700.000000	\$48.570	\$33,999.00
19-Aug-2021	Purchase - BUY BHP (6288057)	18.000000	\$45.280	\$815.04
17-Feb-2022	Purchase - BUY BHP (6629327)	114.000000	\$47.830	\$5,452.62
23-Feb-2022	Purchase	57.000000	\$48.056	\$2,739.21
11-Mar-2022	Purchase	19.000000	\$48.145	\$914.76
19-May-2022	Purchase - BUY BHP (6793711)	118.000000	\$46.166	\$5,447.61
30-Jun-2022	Closing Balance	1,026.000000	\$41.250	\$42,322.50
19-Aug-2021	Additional Fee - BHP - Transaction Charges			(\$1.67)
21-Sep-2021	Income			\$1,949.56
17-Feb-2022	Additional Fee - BHP - Transaction Charges			(\$11.18)
23-Feb-2022	Additional Fee - Brokerage			(\$5.62)
11-Mar-2022	Additional Fee - Brokerage			(\$1.87)
28-Mar-2022	Income			\$1,849.62
19-May-2022	Additional Fee - BHP - Transaction Charges			(\$11.16)
01-Jun-2022	Income - Demerger Income			\$5,519.88

CLEANAWAY - ORDINARY (CWY)

01-Jul-2021	Opening Balance	1,261.000000	\$2.640	\$3,329.04
15-Sep-2021	Disposal	(1,261.000000)	\$2.559	(\$3,227.28)
Jun-2022	Closing Balance	0.000000		
Sep-2021	Additional Fee - Brokerage			(\$6.62)
Oct-2021	Income			\$29.63

LESGROUP - ORDINARY (COL)


Jul-2021	Opening Balance	571.000000	\$17.090	\$9,758.39
Feb-2022	Disposal - SELL COL (6620927)	(571.000000)	\$16.670	(\$9,518.57)
Jun-2022	Closing Balance	0.000000		
Sep-2021	Income			\$159.88
Feb-2022	Additional Fee - COL - Transaction Charges			(\$19.52)

CSHARE - ORDINARY (CPU)

01-Jul-2021	Opening Balance	746.000000	\$16.900	\$12,607.40
12-Aug-2021	Disposal	(33.000000)	\$16.308	(\$538.18)
17-Feb-2022	Disposal - SELL CPU (6620977)	(48.000000)	\$22.940	(\$1,101.12)
23-Feb-2022	Disposal	(45.000000)	\$22.216	(\$999.74)
04-Mar-2022	Disposal	(62.000000)	\$20.933	(\$1,297.85)
26-Apr-2022	Disposal	(73.000000)	\$24.580	(\$1,794.35)
19-May-2022	Purchase - BUY CPU (6800432)	58.000000	\$23.842	\$1,382.84
30-Jun-2022	Closing Balance	543.000000	\$24.640	\$13,379.52
12-Aug-2021	Additional Fee - Brokerage			(\$1.11)
13-Sep-2021	Income			\$163.99
17-Feb-2022	Additional Fee - CPU - Transaction Charges			(\$2.26)
23-Feb-2022	Additional Fee - Brokerage			(\$2.05)
04-Mar-2022	Additional Fee - Brokerage			(\$2.66)
17-Mar-2022	Income			\$171.12
26-Apr-2022	Additional Fee - Brokerage			(\$3.68)
19-May-2022	Additional Fee - CPU - Transaction Charges			(\$2.83)

L - ORDINARY (CSL)

-Jul-2021	Opening Balance	17.000000	\$285.190	\$4,848.23
-Jul-2021	Purchase	4.000000	\$281.962	\$1,127.85
-Jul-2021	Purchase	4.000000	\$279.795	\$1,119.18
-Jul-2021	Purchase	5.000000	\$290.106	\$1,450.53
21-Jul-2021	Purchase - Reversal	(5.000000)	\$290.106	(\$1,450.53)
21-Jul-2021	Purchase	5.000000	\$290.106	\$1,450.53
20-Aug-2021	Purchase	4.000000	\$305.543	\$1,222.17
26-Aug-2021	Purchase	5.000000	\$307.622	\$1,538.11
17-Feb-2022	Purchase - BUY CSL (6628557)	39.000000	\$276.870	\$10,797.93




Investment Transaction List

01 July 2021 to 30 June 2022

encircle Managed Investment Accounts

Trade date	Transaction	Units	Price	Amount
Olbertz Management Pty Ltd ATF Olbertz Superannuation Fund encircle Managed Investment Accounts-SMSF (3167994)				
Australlan Equities - Listed				
CSL - ORDINARY (CSL)				
23-Feb-2022	Purchase	21.000000	\$268.246	\$5,633.16
04-Mar-2022	Purchase	9.000000	\$257.984	\$2,321.86
11-May-2022	Purchase	6.000000	\$276.420	\$1,658.52
19-May-2022	Purchase - BUY CSL (6796832)	12.000000	\$274.073	\$3,288.88
30-Jun-2022	Closing Balance	126.000000	\$269.060	\$33,901.56
05-Jul-2021	Additional Fee - Brokerage			(\$2.32)
14-Jul-2021	Additional Fee - Brokerage			(\$2.29)
21-Jul-2021	Additional Fee - Brokerage			(\$2.97)
21-Jul-2021	Additional Fee - Reversal of Brokerage			\$2.97
21-Jul-2021	Additional Fee - Brokerage			(\$2.97)
20-Aug-2021	Additional Fee - Brokerage			(\$2.50)
26-Aug-2021	Additional Fee - Brokerage			(\$3.16)
30-Sep-2021	Income			\$62.00
17-Feb-2022	Additional Fee - CSL - Transaction Charges			(\$22.14)
23-Feb-2022	Additional Fee - Brokerage			(\$11.55)
04-Mar-2022	Additional Fee - Brokerage			(\$4.75)
06-Apr-2022	Income			\$153.67
11-May-2022	Additional Fee - Brokerage			(\$3.40)
19-May-2022	Additional Fee - CSL - Transaction Charges			(\$6.75)
LTH BANK - ORDINARY (CBA)				
Jul-2021	Opening Balance	64.000000	\$99.870	\$6,391.68
Aug-2021	Disposal	(7.000000)	\$100.041	(\$700.29)
Feb-2022	Disposal - SELL CBA (6620916)	(57.000000)	\$98.590	(\$5,619.63)
Jun-2022	Closing Balance	0.000000		
Aug-2021	Additional Fee - Brokerage			(\$1.43)
Sep-2021	Income			\$128.00
Feb-2022	Additional Fee - CBA - Transaction Charges			(\$11.52)
Mar-2022	Income			\$99.75
DOMINOS - ORDINARY (DMP)				
01-Jul-2021	Opening Balance	82.000000	\$120.510	\$9,881.82
03-Sep-2021	Disposal	(12.000000)	\$156.280	(\$1,875.36)
14-Sep-2021	Disposal	(5.000000)	\$164.614	(\$823.07)
20-Sep-2021	Disposal	(8.000000)	\$155.436	(\$1,243.49)
17-Feb-2022	Disposal - SELL DMP (6621800)	(21.000000)	\$105.930	(\$2,224.53)
03-Jun-2022	Purchase	27.000000	\$66.712	\$1,801.22
22-Jun-2022	Purchase	29.000000	\$64.023	\$1,856.68
30-Jun-2022	Closing Balance	92.000000	\$68.000	\$6,256.00
03-Sep-2021	Additional Fee - Brokerage			(\$3.85)
09-Sep-2021	Income			\$69.78
14-Sep-2021	Additional Fee - Brokerage			(\$1.69)
20-Sep-2021	Additional Fee - Brokerage			(\$2.55)
17-Feb-2022	Additional Fee - DMP - Transaction Charges			(\$4.56)
17-Mar-2022	Income			\$31.82
03-Jun-2022	Additional Fee - Brokerage			(\$3.69)
22-Jun-2022	Additional Fee - Brokerage			(\$3.80)
DEAVOUR - ORDINARY (EDV)				
-Feb-2022	Purchase - BUY EDV (6627419)	906.000000	\$6.450	\$5,843.70
-Mar-2022	Purchase	227.000000	\$7.146	\$1,622.16
-May-2022	Purchase - BUY EDV (6790845)	111.000000	\$7.730	\$858.03
-Jun-2022	Disposal	(170.000000)	\$7.191	(\$1,222.40)
30-Jun-2022	Closing Balance	1,074.000000	\$7.570	\$8,130.18
17-Feb-2022	Additional Fee - EDV - Transaction Charges			(\$11.98)
25-Mar-2022	Additional Fee - Brokerage			(\$3.32)
28-Mar-2022	Income			\$113.25
19-May-2022	Additional Fee - EDV - Transaction Charges			(\$1.76)




Investment Transaction List

01 July 2021 to 30 June 2022

encircle Managed Investment Accounts

Trade date	Transaction	Units	Price	Amount
Olbertz Management Pty Ltd ATF Olbertz Superannuation Fund encircle Managed Investment Accounts-SMSF (3167994)				
Australian Equities - Listed				
ENDEAVOUR - ORDINARY (EDV)				
03-Jun-2022	Additional Fee - Brokerage			(\$2.50)
IRESS - ORDINARY (IRE)				
01-Jul-2021	Opening Balance	612.000000	\$12.910	\$7,900.92
30-Jun-2022	Closing Balance	612.000000	\$11.510	\$7,044.12
24-Sep-2021	Income			\$97.92
18-Mar-2022	Income			\$183.60
J HARDIE - CHESS DEPOSITARY INT (JHX)				
01-Jul-2021	Opening Balance	279.000000	\$45.270	\$12,630.33
29-Jul-2021	Disposal	(29.000000)	\$46.115	(\$1,337.33)
10-Feb-2022	Disposal	(135.000000)	\$49.226	(\$6,645.51)
23-Feb-2022	Disposal	(115.000000)	\$45.945	(\$5,283.62)
30-Jun-2022	Closing Balance	0.000000		
29-Jul-2021	Additional Fee - Brokerage			(\$2.74)
17-Dec-2021	Income			\$102.99
10-Feb-2022	Additional Fee - Brokerage			(\$13.62)
23-Feb-2022	Additional Fee - Brokerage			(\$10.84)
ND LEASE - FPO/UNITS STAPLED (LLC)				
Jul-2021	Opening Balance	1,169.000000	\$11.460	\$13,396.74
Jul-2021	Purchase	129.000000	\$11.876	\$1,531.98
May-2022	Purchase - BUY LLC (6802448)	83.000000	\$10.995	\$912.60
Jun-2022	Closing Balance	1,381.000000	\$9.110	\$12,580.91
Jul-2021	Additional Fee - Brokerage			(\$3.14)
Sep-2021	Income			\$155.76
Sep-2021	Income			\$103.08
Sep-2021	Income			\$52.68
Sep-2021	Income - Reversal			(\$155.76)
Mar-2022	Income			\$65.19
19-May-2022	Additional Fee - LLC - Transaction Charges			(\$1.88)
LOTTERY - ORDINARY (TLC)				
01-Jun-2022	Bonus Issue - Demerger from TAH	87.000000	\$2.957	\$257.29
01-Jun-2022	Bonus Issue - Demerger from TAH	170.000000	\$2.957	\$502.72
01-Jun-2022	Bonus Issue - Demerger from TAH	803.000000	\$2.957	\$2,374.62
01-Jun-2022	Bonus Issue - Demerger from TAH	914.000000	\$2.957	\$2,702.87
01-Jun-2022	Bonus Issue - Demerger from TAH	404.000000	\$2.957	\$1,194.70
01-Jun-2022	Bonus Issue - Demerger from TAH	261.000000	\$2.957	\$771.83
01-Jun-2022	Bonus Issue - Demerger from TAH	455.000000	\$2.957	\$1,345.52
01-Jun-2022	Bonus Issue - Demerger from TAH	241.000000	\$2.957	\$712.68
30-Jun-2022	Closing Balance	3,335.000000	\$4.520	\$15,074.20
MACQ GROUP - ORDINARY (MQG)				
01-Jul-2021	Opening Balance	125.000000	\$156.430	\$19,553.75
05-Jul-2021	Purchase	10.000000	\$156.813	\$1,568.13
11-Feb-2022	Disposal	(7.000000)	\$193.004	(\$1,351.03)
-Feb-2022	Disposal - SELL MQG (6622994)	(3.000000)	\$197.600	(\$592.80)
-Mar-2022	Disposal	(9.000000)	\$198.024	(\$1,782.22)
-May-2022	Disposal	(12.000000)	\$203.088	(\$2,437.05)
-May-2022	Purchase - BUY MQG (6791607)	14.000000	\$178.029	\$2,492.40
-Jun-2022	Disposal	(10.000000)	\$174.705	(\$1,747.05)
-Jun-2022	Closing Balance	108.000000	\$164.510	\$17,767.08
02-Jul-2021	Income			\$418.75
05-Jul-2021	Additional Fee - Brokerage			(\$3.21)
14-Dec-2021	Income			\$367.20
11-Feb-2022	Additional Fee - Brokerage			(\$2.77)
17-Feb-2022	Additional Fee - MQG - Transaction Charges			(\$1.21)

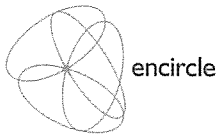


Investment Transaction List

01 July 2021 to 30 June 2022

encircle Managed Investment Accounts

Trade date	Transaction	Units	Price	Amount
Olbertz Management Pty Ltd ATF Olbertz Superannuation Fund encircle Managed Investment Accounts-SMSF (3167994)				
Australian Equities - Listed				
MACQ GROUP - ORDINARY (MQG)				
25-Mar-2022	Additional Fee - Brokerage			(\$3.65)
02-May-2022	Additional Fee - Brokerage			(\$4.99)
19-May-2022	Additional Fee - MQG - Transaction Charges			(\$5.11)
10-Jun-2022	Additional Fee - Brokerage			(\$3.58)
NAT. BANK - ORDINARY (NAB)				
01-Jul-2021	Opening Balance	989.000000	\$26.220	\$25,931.58
19-Aug-2021	Purchase - BUY NAB (6287966)	26.000000	\$27.420	\$712.92
17-Feb-2022	Purchase - BUY NAB (6627591)	55.000000	\$30.733	\$1,690.32
26-Apr-2022	Disposal	(89.000000)	\$32.690	(\$2,909.42)
19-May-2022	Purchase - BUY NAB (6791185)	137.000000	\$30.913	\$4,235.09
10-Jun-2022	Disposal	(53.000000)	\$28.192	(\$1,494.19)
30-Jun-2022	Closing Balance	1,065.000000	\$27.390	\$29,170.35
02-Jul-2021	Income			\$619.80
19-Aug-2021	Additional Fee - NAB - Transaction Charges			(\$1.47)
15-Dec-2021	Income			\$680.05
17-Feb-2022	Additional Fee - NAB - Transaction Charges			(\$3.47)
26-Apr-2022	Additional Fee - Brokerage			(\$5.96)
19-May-2022	Additional Fee - NAB - Transaction Charges			(\$8.68)
Jun-2022	Additional Fee - Brokerage			(\$3.07)
E INSUR. - ORDINARY (QBE)				
Jul-2021	Opening Balance	992.000000	\$10.790	\$10,703.68
Sep-2021	Purchase	107.000000	\$11.743	\$1,256.46
Feb-2022	Purchase	48.000000	\$12.684	\$608.83
May-2022	Purchase - BUY QBE (6797655)	78.000000	\$12.529	\$977.24
Jun-2022	Disposal	(46.000000)	\$12.065	(\$554.98)
Jun-2022	Closing Balance	1,179.000000	\$12.150	\$14,324.85
Sep-2021	Additional Fee - Brokerage			(\$2.57)
Sep-2021	Income			\$109.12
10-Feb-2022	Additional Fee - Brokerage			(\$1.25)
12-Apr-2022	Income			\$217.93
19-May-2022	Additional Fee - QBE - Transaction Charges			(\$2.00)
10-Jun-2022	Additional Fee - Brokerage			(\$1.14)
QUBE - ORDINARY (QUB)				
01-Jul-2021	Opening Balance	3,248.000000	\$3.170	\$10,296.16
03-Sep-2021	Purchase	261.000000	\$3.213	\$838.65
02-May-2022	Disposal	(493.000000)	\$2.908	(\$1,433.55)
03-Jun-2022	Disposal	(75.000000)	\$3.035	(\$227.62)
20-Jun-2022	Disposal	(337.000000)	\$2.795	(\$941.85)
30-Jun-2022	Closing Balance	2,604.000000	\$2.730	\$7,108.92
03-Sep-2021	Additional Fee - Brokerage			(\$1.72)
22-Oct-2021	Income			\$122.82
08-Apr-2022	Income			\$105.27
02-May-2022	Additional Fee - Brokerage			(\$2.94)
03-Jun-2022	Additional Fee - Brokerage			(\$0.48)
-Jun-2022	Additional Fee - Brokerage			(\$1.93)
A GROUP - ORDINARY (REA)				
-Jul-2021	Opening Balance	23.000000	\$169.030	\$3,887.69
-Jul-2021	Disposal	(9.000000)	\$169.797	(\$1,528.17)
-Jul-2021	Disposal	(14.000000)	\$162.413	(\$2,273.78)
30-Jun-2022	Closing Balance	0.000000		
02-Jul-2021	Additional Fee - Brokerage			(\$3.14)
15-Jul-2021	Additional Fee - Brokerage			(\$4.66)



Investment Transaction List

01 July 2021 to 30 June 2022

encircle Managed Investment Accounts

Trade date	Transaction	Units	Price	Amount
------------	-------------	-------	-------	--------

Olbertz Management Pty Ltd ATF Olbertz Superannuation Fund encircle Managed Investment Accounts-SMSF (3167994)

Australian Equities - Listed

RIO TINTO - ORDINARY (RIO)

01-Jul-2021	Opening Balance	30.000000	\$126.640	\$3,799.20
12-Aug-2021	Disposal	(11.000000)	\$120.281	(\$1,323.09)
03-Sep-2021	Purchase	13.000000	\$111.657	\$1,451.54
14-Sep-2021	Purchase	13.000000	\$106.861	\$1,389.19
20-Sep-2021	Purchase	13.000000	\$94.846	\$1,233.00
17-Feb-2022	Purchase - BUY RIO (6626725)	7.000000	\$119.750	\$838.25
03-Jun-2022	Purchase	30.000000	\$116.214	\$3,486.43
30-Jun-2022	Closing Balance	95.000000	\$102.700	\$9,756.50
12-Aug-2021	Additional Fee - Brokerage			(\$2.71)
03-Sep-2021	Additional Fee - Brokerage			(\$2.97)
14-Sep-2021	Additional Fee - Brokerage			(\$2.85)
20-Sep-2021	Additional Fee - Brokerage			(\$2.53)
23-Sep-2021	Income			\$228.02
17-Feb-2022	Additional Fee - RIO - Transaction Charges			(\$1.71)
21-Apr-2022	Income			\$430.85
03-Jun-2022	Additional Fee - Brokerage			(\$7.15)

SEEK - ORDINARY (SEK)

01-Jul-2021	Opening Balance	355.000000	\$33.140	\$11,764.70
Jul-2021	Purchase	28.000000	\$32.916	\$921.64
Feb-2022	Disposal - SELL SEK (6624330)	(46.000000)	\$28.678	(\$1,319.21)
Feb-2022	Purchase	57.000000	\$27.715	\$1,579.73
May-2022	Purchase - BUY SEK (6799907)	32.000000	\$24.726	\$791.22
Jun-2022	Closing Balance	426.000000	\$21.000	\$8,946.00
Jul-2021	Additional Fee - Brokerage			(\$1.88)
Oct-2021	Income			\$76.60
Feb-2022	Additional Fee - SEK - Transaction Charges			(\$2.71)
Feb-2022	Additional Fee - Brokerage			(\$3.24)
Apr-2022	Income			\$90.62
May-2022	Additional Fee - SEK - Transaction Charges			(\$1.62)

SKYCITY - ORD FOR. EXEMPT NZX (SKC)

01-Jul-2021	Opening Balance	1,914.000000	\$3.250	\$6,220.50
30-Jun-2022	Closing Balance	1,914.000000	\$2.650	\$5,072.10
27-Sep-2021	Income			\$129.53

SOUTH32 - ORDINARY (S32)

01-Jul-2021	Opening Balance	3,809.000000	\$2.930	\$11,160.37
21-Jul-2021	Disposal	(202.000000)	\$2.852	(\$576.08)
21-Jul-2021	Disposal - Reversal	202.000000	\$2.852	\$576.08
21-Jul-2021	Disposal	(202.000000)	\$2.852	(\$576.08)
17-Feb-2022	Disposal - SELL S32 (6623506)	(633.000000)	\$4.640	(\$2,937.12)
23-Feb-2022	Disposal	(543.000000)	\$4.559	(\$2,475.75)
19-May-2022	Purchase - BUY S32 (6797366)	184.000000	\$4.638	\$853.41
22-Jun-2022	Disposal	(314.000000)	\$4.091	(\$1,284.54)
30-Jun-2022	Closing Balance	2,301.000000	\$3.940	\$9,065.94
21-Jul-2021	Additional Fee - Brokerage			(\$1.18)
-Jul-2021	Additional Fee - Reversal of Brokerage			\$1.18
-Jul-2021	Additional Fee - Brokerage			(\$1.18)
-Oct-2021	Income			\$269.22
-Feb-2022	Additional Fee - S32 - Transaction Charges			(\$6.02)
-Feb-2022	Additional Fee - Brokerage			(\$5.08)
-Apr-2022	Income			\$290.47
19-May-2022	Additional Fee - S32 - Transaction Charges			(\$1.75)
22-Jun-2022	Additional Fee - Brokerage			(\$2.64)

SUNCORP - ORDINARY (SUN)

01-Jul-2021	Opening Balance	1,059.000000	\$11.110	\$11,765.49
-------------	-----------------	--------------	----------	-------------



Investment Transaction List

01 July 2021 to 30 June 2022

encircle Managed Investment Accounts

Trade date	Transaction	Units	Price	Amount
------------	-------------	-------	-------	--------

Olbertz Management Pty Ltd ATF Olbertz Superannuation Fund encircle Managed Investment Accounts-SMSF (3167994)

Australian Equities - Listed

SUNCORP - ORDINARY (SUN)

30-Jun-2022	Closing Balance	1,059.000000	\$10.980	\$11,627.82
22-Sep-2021	Income			\$508.32
01-Apr-2022	Income			\$243.57

TABCORP - ORDINARY (TAH)

01-Jul-2021	Opening Balance	3,579.000000	\$5.180	\$18,539.22
17-Feb-2022	Disposal - SELL TAH (6625223)	(203.000000)	\$5.333	(\$1,082.64)
11-May-2022	Disposal	(282.000000)	\$5.038	(\$1,420.74)
19-May-2022	Purchase - BUY TAH (6799171)	241.000000	\$5.304	\$1,278.17
01-Jun-2022	Capital Return - Demerger of TLC	0.000000	\$0.000	(\$9,862.23)
30-Jun-2022	Closing Balance	3,335.000000	\$1.065	\$3,551.77
17-Sep-2021	Income			\$250.53
17-Feb-2022	Additional Fee - TAH - Transaction Charges			(\$2.22)
17-Mar-2022	Income			\$219.44
11-May-2022	Additional Fee - Brokerage			(\$2.91)
19-May-2022	Additional Fee - TAH - Transaction Charges			(\$2.62)

TELSTRA - ORDINARY (TLS)

01-Jul-2021	Opening Balance	4,764.000000	\$3.760	\$17,912.64
Feb-2022	Disposal - SELL TLS (6625450)	(799.000000)	\$4.020	(\$3,211.98)
Apr-2022	Purchase	118.000000	\$4.005	\$472.64
May-2022	Purchase - BUY TLS (6803117)	656.000000	\$3.922	\$2,572.83
Jun-2022	Disposal	(119.000000)	\$3.810	(\$453.44)
Jun-2022	Closing Balance	4,620.000000	\$3.850	\$17,787.00
Sep-2021	Income			\$381.12
Feb-2022	Additional Fee - TLS - Transaction Charges			(\$6.59)
Apr-2022	Income			\$317.20
Apr-2022	Additional Fee - Brokerage			(\$0.97)
May-2022	Additional Fee - TLS - Transaction Charges			(\$5.28)
Jun-2022	Additional Fee - Brokerage			(\$0.93)

TPGLIMITED - ORDINARY (TPG)


01-Jul-2021	Opening Balance	448.000000	\$6.260	\$2,804.48
17-Feb-2022	Purchase - BUY TPG (6628950)	163.000000	\$5.790	\$943.77
26-Apr-2022	Purchase	123.000000	\$6.057	\$745.00
30-Jun-2022	Closing Balance	734.000000	\$5.970	\$4,381.98
13-Oct-2021	Income			\$35.84
17-Feb-2022	Additional Fee - TPG - Transaction Charges			(\$1.94)
13-Apr-2022	Income			\$51.94
26-Apr-2022	Additional Fee - Brokerage			(\$1.53)

V MONEY UK - CDI 1:1FOREXEMPT LSE (VUK)

01-Jul-2021	Opening Balance	1,598.000000	\$3.680	\$5,880.64
15-Mar-2022	Disposal	(1,598.000000)	\$2.997	(\$4,788.89)
30-Jun-2022	Closing Balance	0.000000		
11-Mar-2022	Income			\$30.43
15-Mar-2022	Additional Fee - Brokerage			(\$9.82)

OODSIDE - ORDINARY (WPL)

-Jul-2021	Opening Balance	582.000000	\$22.210	\$12,926.22
-Feb-2022	Purchase	71.000000	\$26.500	\$1,881.48
-Mar-2022	Disposal	(35.000000)	\$31.570	(\$1,104.96)
-Apr-2022	Disposal	(76.000000)	\$30.492	(\$2,317.37)
19-May-2022	Purchase - BUY WPL (6802125)	76.000000	\$29.926	\$2,274.38
25-May-2022	Position Close Out	(618.000000)		
30-Jun-2022	Closing Balance	0.000000		
24-Sep-2021	Income			\$238.82
10-Feb-2022	Additional Fee - Brokerage			(\$3.86)



Investment Transaction List

01 July 2021 to 30 June 2022

encircle Managed Investment Accounts

Trade date	Transaction	Units	Price	Amount
------------	-------------	-------	-------	--------

Olbertz Management Pty Ltd ATF Olbertz Superannuation Fund encircle Managed Investment Accounts-SMSF (3167994)

Australian Equities - Listed

WOODSIDE - ORDINARY (WPL)

11-Mar-2022	Additional Fee - Brokerage			(\$2.26)
23-Mar-2022	Income			\$954.41
26-Apr-2022	Additional Fee - Brokerage			(\$4.74)
19-May-2022	Additional Fee - WPL - Transaction Charges			(\$4.66)

WOODSIDE - ORDINARY (WDS)

25-May-2022	Conversion	618.000000		
01-Jun-2022	Bonus Issue - Demerger from BHP	185.000000	\$29.837	\$5,519.88
30-Jun-2022	Closing Balance	803.000000	\$31.840	\$25,567.52

WORLEY - ORDINARY (WOR)

26-Apr-2022	Purchase	253.000000	\$13.756	\$3,480.34
03-Jun-2022	Purchase	127.000000	\$15.314	\$1,944.89
10-Jun-2022	Purchase	95.000000	\$15.111	\$1,435.58
30-Jun-2022	Closing Balance	475.000000	\$14.240	\$6,764.00
26-Apr-2022	Additional Fee - Brokerage			(\$7.14)
03-Jun-2022	Additional Fee - Brokerage			(\$3.99)
10-Jun-2022	Additional Fee - Brokerage			(\$2.94)

RO - ORDINARY (XRO)

Aug-2021	Purchase	22.000000	\$150.199	\$3,304.38
Mar-2022	Disposal	(22.000000)	\$93.225	(\$2,050.96)
Jun-2022	Closing Balance	0.000000		
Aug-2021	Additional Fee - Brokerage			(\$6.77)
Mar-2022	Additional Fee - Brokerage			(\$4.20)

mestic Fixed Income

ares Diversified Fixed Income (PPL8808AU)

Jul-2021	Opening Balance	36,969.621770	\$1.020690	\$37,734.52
20-Aug-2021	Purchase - Purchase	1,996.136830	\$1.036973	\$2,069.94
21-Feb-2022	Purchase - Purchase	2,144.183700	\$0.977281	\$2,095.47
20-May-2022	Purchase - Purchase	907.469980	\$0.924835	\$839.26
30-Jun-2022	Closing Balance	42,017.412280	\$0.907480	\$38,129.96
13-Jul-2021	Income			\$166.36
08-Oct-2021	Income			\$109.10

CC JCB Active Bond B (CHN3749AU)


01-Jul-2021	Opening Balance	18,574.119370	\$1.020400	\$18,953.03
20-Aug-2021	Purchase - Purchase	816.577230	\$1.043600	\$852.18
22-Feb-2022	Purchase - Purchase	1,295.447050	\$0.970800	\$1,257.62
20-May-2022	Purchase - Purchase	600.109460	\$0.913600	\$548.26
30-Jun-2022	Closing Balance	21,286.253110	\$0.898700	\$19,129.96
15-Jul-2021	Income			\$66.70
11-Jan-2022	Income			\$53.71

Janus Henderson Tactical Income (IOF0145AU)

-Jul-2021	Opening Balance	21,853.750370	\$1.073000	\$23,449.07
-Aug-2021	Purchase - Purchase	1,931.429110	\$1.057300	\$2,042.10
-Jun-2022	Closing Balance	23,785.179480	\$1.007800	\$23,970.70
-Jul-2021	Income			\$371.13
-Jan-2022	Income			\$43.58
-Apr-2022	Income			\$167.00

Kapstream Absolute Return Income Plus I (HOW8743AU)

01-Jul-2021	Opening Balance	13,978.081310	\$1.007000	\$14,075.93
20-Aug-2021	Purchase - Purchase	985.513420	\$1.009900	\$995.27
19-May-2022	Disposal	(456.669580)	\$1.001205	(\$457.22)



Investment Transaction List

01 July 2021 to 30 June 2022

encircle Managed Investment Accounts

Trade date	Transaction	Units	Price	Amount
------------	-------------	-------	-------	--------

Olbertz Management Pty Ltd ATF Olbertz Superannuation Fund encircle Managed Investment Accounts-SMSF (3167994)

Domestic Fixed Income

Kapstream Absolute Return Income Plus I (HOW8743AU)

30-Jun-2022	Closing Balance	14,506.925150	\$0.999100	\$14,493.87
16-Jul-2021	Income			\$56.41
19-Oct-2021	Income			\$75.87
14-Jan-2022	Income			\$75.71
14-Apr-2022	Income			\$75.39

Domestic Floating Rate Interest

Mutual Credit (PRM8256AU)

01-Jul-2021	Opening Balance	91,642.191700	\$1.027310	\$94,144.94
20-Aug-2021	Purchase - Purchase	6,457.476000	\$1.025221	\$6,620.34
18-Feb-2022	Purchase - Purchase	775.210960	\$1.016304	\$787.85
19-May-2022	Disposal	(2,569.741560)	\$1.003459	(\$2,578.63)
30-Jun-2022	Closing Balance	96,305.137100	\$0.999650	\$96,271.43
14-Jul-2021	Income			\$546.52
14-Oct-2021	Income			\$491.79
19-Jan-2022	Income			\$661.40
13-Apr-2022	Income			\$598.01

stralian Property - Property Securities Funds

eon Australian Property Fund (LAM0044AU)

Jul-2021	Opening Balance	93,991.486610	\$1.159000	\$108,936.13
Aug-2021	Purchase - Purchase	3,695.204900	\$1.190800	\$4,400.25
Feb-2022	Disposal	(3,521.898910)	\$1.222801	(\$4,306.58)
May-2022	Disposal	(5,629.217870)	\$1.216901	(\$6,850.20)
Jun-2022	Closing Balance	88,535.574730	\$1.193200	\$105,640.65
Aug-2021	Income			\$1,463.68
Sep-2021	Income			\$1,450.87
Jan-2022	Income			\$1,335.36
10-May-2022	Income			\$1,319.28

International Equities - Funds

Arrowstreet Global Equity No.2 Class E (MAQ8743AU)


01-Jul-2021	Opening Balance	55,526.189700	\$1.295500	\$71,934.18
23-Aug-2021	Purchase - Purchase	6,843.399580	\$1.182500	\$8,092.32
17-Feb-2022	Disposal	(1,272.060380)	\$1.180997	(\$1,502.30)
19-May-2022	Disposal	(4,955.324530)	\$1.083600	(\$5,369.59)
30-Jun-2022	Closing Balance	56,142.204370	\$1.075000	\$60,352.87
13-Jul-2021	Income			\$9,917.67

AXA IM Sustainable Equity (ETL0171AU)

01-Jul-2021	Opening Balance	47,412.225090	\$1.517400	\$71,943.31
19-Aug-2021	Disposal	(1,099.638520)	\$1.592596	(\$1,751.28)
17-Feb-2022	Disposal	(404.838580)	\$1.570206	(\$635.68)
19-May-2022	Disposal	(3,924.739450)	\$1.443400	(\$5,664.97)
-Jun-2022	Closing Balance	41,983.008540	\$1.449500	\$60,854.37
-Jul-2021	Income			\$2,482.12

taShares CPS - Global Growth Fund (BSC0004AU)

-Jul-2021	Opening Balance	71,462.709640	\$1.371150	\$97,986.09
-Aug-2021	Disposal	(5,610.647660)	\$1.401132	(\$7,861.26)
17-Feb-2022	Purchase - Purchase	14,836.655330	\$1.109525	\$16,461.64
26-May-2022	Purchase - Purchase	14,622.048040	\$0.836945	\$12,237.85
30-Jun-2022	Closing Balance	95,310.765350	\$0.777610	\$74,114.60
16-Jul-2021	Income			\$5,405.74



Investment Transaction List

01 July 2021 to 30 June 2022

encircle Managed Investment Accounts

Trade date	Transaction	Units	Price	Amount
------------	-------------	-------	-------	--------

Olbertz Management Pty Ltd ATF Olbertz Superannuation Fund encircle Managed Investment Accounts-SMSF (3167994)

International Equities - Funds

Global Systematic Equities Fund (BEG1488AU)

01-Jul-2021	Opening Balance	54,196.751800	\$1.330900	\$72,130.46
20-Aug-2021	Purchase - Purchase	2,678.095090	\$1.306100	\$3,497.86
17-Feb-2022	Disposal	(3,635.262950)	\$1.345501	(\$4,891.25)
19-May-2022	Disposal	(3,807.445010)	\$1.223500	(\$4,658.41)
30-Jun-2022	Closing Balance	49,432.138930	\$1.197600	\$59,199.93
02-Aug-2021	Income			\$7,073.87

MFS Concentrated Global Equity Trust W (ETL0172AU)

01-Jul-2021	Opening Balance	15,212.939450	\$3.527000	\$53,656.04
19-Aug-2021	Disposal	(263.109000)	\$3.663501	(\$963.90)
17-Feb-2022	Purchase - Purchase	752.960050	\$3.457700	\$2,603.51
19-May-2022	Disposal	(1,103.960130)	\$3.152596	(\$3,480.34)
30-Jun-2022	Closing Balance	14,598.830370	\$3.123300	\$45,596.53
15-Jul-2021	Income			\$1,912.39

International Fixed Interest

PIMCO Global Bond W (ETL0018AU)

01-Jul-2021	Opening Balance	14,151.166250	\$0.998400	\$14,128.52
Aug-2021	Purchase - Purchase	813.931580	\$1.008500	\$820.85
Feb-2022	Purchase - Purchase	722.378780	\$0.965200	\$697.24
May-2022	Purchase - Purchase	209.003500	\$0.915200	\$191.28
Jun-2022	Closing Balance	15,896.480110	\$0.892100	\$14,181.25
Jul-2021	Income			\$18.21
Oct-2021	Income			\$28.77
Jan-2022	Income			\$7.44

stern Asset Global Bond B (SSB3825AU)

Jul-2021	Opening Balance	13,848.904610	\$1.026240	\$14,212.30
Aug-2021	Purchase - Purchase	929.338680	\$1.022200	\$949.97
18-Feb-2022	Purchase - Purchase	783.447000	\$0.975050	\$763.90
20-May-2022	Purchase - Purchase	459.776450	\$0.907180	\$417.10
30-Jun-2022	Closing Balance	16,021.466740	\$0.884850	\$14,176.59
15-Jul-2021	Income			\$182.62
11-Oct-2021	Income			\$98.98
12-Jan-2022	Income			\$38.79
11-Apr-2022	Income			\$62.12

International Interest - Bond Funds


Fixed Income Strategy 2 (FIS2) (BEG1275AU)

01-Jul-2021	Opening Balance	18,802.123730	\$1.010000	\$18,990.14
20-Aug-2021	Purchase - Purchase	2,177.101930	\$0.963400	\$2,097.42
18-Feb-2022	Purchase - Purchase	1,299.614110	\$0.907000	\$1,178.75
20-May-2022	Purchase - Purchase	303.701550	\$0.859100	\$260.91
30-Jun-2022	Closing Balance	22,582.541320	\$0.832500	\$18,799.97
04-Aug-2021	Income			\$1,124.31
-Oct-2021	Income			\$103.20
-Jan-2022	Income			\$98.64
-Apr-2022	Income			\$2.47

International Property - Property Securities Funds

ClearBridge RARE Infrstrctr Val Unhdgd (TGP0034AU)

01-Jul-2021	Opening Balance	34,835.274520	\$1.294800	\$45,104.71
18-Feb-2022	Purchase - Purchase	487.441860	\$1.333000	\$649.76
19-May-2022	Disposal	(2,904.630060)	\$1.382999	(\$4,017.10)



Investment Transaction List

01 July 2021 to 30 June 2022

encircle Managed Investment Accounts

Trade date	Transaction	Units	Price	Amount
------------	-------------	-------	-------	--------

Olbertz Management Pty Ltd ATF Olbertz Superannuation Fund encircle Managed Investment Accounts-SMSF (3167994)

International Property - Property Securities Funds

ClearBridge RARE Infrstrctr Val Unhdgd (TGP0034AU)

30-Jun-2022	Closing Balance	32,418.086320	\$1.362000	\$44,153.43
16-Jul-2021	Income			\$922.37
11-Oct-2021	Income			\$522.53
19-Jan-2022	Income			\$870.88
08-Apr-2022	Income			\$706.45

Resolution Capital Glb Pty Sec UH SII B (WHT2080AU)

01-Jul-2021	Opening Balance	14,286.860600	\$1.096800	\$15,669.83
19-Aug-2021	Disposal	(809.381190)	\$1.192306	(\$965.03)
20-May-2022	Purchase - Purchase	808.088800	\$1.036000	\$837.18
30-Jun-2022	Closing Balance	14,285.568210	\$0.994500	\$14,207.00
20-Jul-2021	Income			\$64.81
19-Oct-2021	Income			\$69.12
19-Jan-2022	Income			\$49.37
20-Apr-2022	Income			\$57.17
19-May-2022	Income			\$989.51

Notes

Opening balance is calculated using the last known price as at 30 June 2021.

Total value displayed may not reflect the total value shown in your Portfolio Valuation Report due to the exclusion of fees, insurance and tax liabilities; personal assets; personal liabilities; and unsettled trades.

Managed Fund information generally provided by Morningstar Australasia Pty Ltd, ABN 95 090 665 544.

Australian Listed Security share prices generally provided by the ASX Limited, ABN 98 008 624 691.


Listed Investments and Property Syndicate information generally provided by the relevant investment manager.

Some transaction descriptions may have been provided by your Adviser.

Report criteria

The Investment Transaction List includes the following accounts:

Olbertz Management Pty Ltd ATF Olbertz Superannuation Fund encircle Managed Investment Accounts-SMSF (3167994)



Investment Transaction List

01 July 2021 to 30 June 2022

Disclaimer

Avanteos Investments Limited ABN 20 096 259 979, AFSL 245531 (AIL) is the trustee of the 'Avanteos Superannuation Trust' ABN 38 876 896 681 and issuer of encircle Superannuation Service; and the encircle Superannuation Fund ABN 68 486 630 403 which includes encircle Super & Pension Service. Colonial First State Investments Limited ABN 98 002 348 352, AFSL 232468 (CFSIL) is the Investor Directed Portfolio Service (IDPS) Operator and custodian of 'Avanteos Wrap Account Service' which include the encircle Investments Service and encircle Managed Investment Accounts.

While all care has been taken in preparing the information contained in this report (using reliable and accurate sources) to the extent permitted by law, neither AIL, CFSIL nor any related parties, their employees or directors, accept responsibility for any loss suffered by any person arising from reliance on this information.


Past performance is not a reliable indicator of future performance. Information provided in this report does not constitute personal, financial or taxation advice and does not take into account the individual objectives, financial situation needs or tax circumstances of any individual. Investors should read the relevant Product Disclosure Statement or IDPS Guide and consult with their Adviser before making any investment decisions.

For IDPS, only the information displayed at the end of each quarter of the financial year will be considered by the auditor in preparing its annual report.

The annuity products issued by Challenger Life Company Limited ABN 44 072 486 938, AFSL 234670 and AIA Australia Limited ABN 79 004 837 861, AFSL 230043 (AIA Australia) are accessible via the encircle Platform (Platform Annuity Products). AIA Australia is part of the AIA Group. Challenger and AIA Australia have each appointed Colonial First State Investments Limited ABN 98 002 348 352, AFSL 232468 (CFSIL) to perform platform administration services only in relation to the annuity products and is not issuing, selling, guaranteeing, underwriting, providing custody services, or any other function in relation to the Platform Annuity Products.

Any 'Account balance' displayed on this site in relation to annuities represents the Funds under Advice (FUA) value (for Challenger annuities only) or Purchase value (for AIA annuities only). The FUA or Purchase values are calculated as at the latest valuation available from Challenger or AIA Australia and are indicative only. They are not withdrawal values.

Investors should read the relevant annuity product PDS and policy wording before making an investment decision and consider talking to a Adviser. Annuity product PDSs are available from Challenger or AIA Australia, or through a Adviser.



Transaction Summary

01 July 2021 to 30 June 2022

Olbertz Super Fund

Voitek Biskup
Findex Advice Services Pty Ltd - (CW)


encircle Managed Investment Accounts

Olbertz Management Pty Ltd ATF Olbertz Superannuation Fund encircle Managed Investment Accounts-SMSF (3167994)

Opening Balance	\$1,223,096.44
Add Amounts Received	
Contributions	\$1,957.62
Add Investment Earnings	
Income Received	\$67,182.09
Growth	(\$101,408.24)
Less Expenses	
Management Fees	\$2,431.81
Adviser Fees	\$12,951.73
Closing Balance	\$1,175,444.37

vestment transaction

Trade date	Transaction	Units	Price	Amount
MCO Global Bond W				
-Aug-2021	Purchase - Purchase	813.931580	\$1.008500	\$820.85
-Feb-2022	Purchase - Purchase	722.378780	\$0.965200	\$697.24
-May-2022	Purchase - Purchase	209.003500	\$0.915200	\$191.28
Janus Henderson Tactical Income				
20-Aug-2021	Purchase - Purchase	1,931.429110	\$1.057300	\$2,042.10
ClearBridge RARE Infrstrctr Val Unhdgd				
18-Feb-2022	Purchase - Purchase	487.441860	\$1.333000	\$649.76
19-May-2022	Disposal	(2,904.630060)	\$1.382999	(\$4,017.10)
Packer & Co Investigator Trust				
01-Mar-2022	Disposal	(439.935880)	\$1.758006	(\$773.41)
01-Jun-2022	Disposal	(6,403.810280)	\$1.863700	(\$11,934.78)
MFS Concentrated Global Equity Trust W				
19-Aug-2021	Disposal	(263.109000)	\$3.663501	(\$963.90)
17-Feb-2022	Purchase - Purchase	752.960050	\$3.457700	\$2,603.51
19-May-2022	Disposal	(1,103.960130)	\$3.152596	(\$3,480.34)
XA IM Sustainable Equity				
9-Aug-2021	Disposal	(1,099.638520)	\$1.592596	(\$1,751.28)
7-Feb-2022	Disposal	(404.838580)	\$1.570206	(\$635.68)
9-May-2022	Disposal	(3,924.739450)	\$1.443400	(\$5,664.97)
Alceon Australian Property Fund				
27-Aug-2021	Purchase - Purchase	3,695.204900	\$1.190800	\$4,400.25
18-Feb-2022	Disposal	(3,521.898910)	\$1.222801	(\$4,306.58)



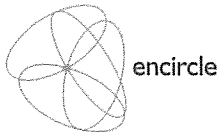
Transaction Summary

01 July 2021 to 30 June 2022

Investment transaction

Trade date	Transaction	Units	Price	Amount
Alceon Australian Property Fund				
20-May-2022	Disposal	(5,629.217870)	\$1.216901	(\$6,850.20)
BetaShares CPS - Global Growth Fund				
19-Aug-2021	Disposal	(5,610.647660)	\$1.401132	(\$7,861.26)
17-Feb-2022	Purchase - Purchase	14,836.655330	\$1.109525	\$16,461.64
26-May-2022	Purchase - Purchase	14,622.048040	\$0.836945	\$12,237.85
Fixed Income Strategy 2 (FIS2)				
20-Aug-2021	Purchase - Purchase	2,177.101930	\$0.963400	\$2,097.42
18-Feb-2022	Purchase - Purchase	1,299.614110	\$0.907000	\$1,178.75
20-May-2022	Purchase - Purchase	303.701550	\$0.859100	\$260.91
Multi Strategy Alternative				
01-Sep-2021	Purchase - Purchase	6,275.257560	\$1.184200	\$7,431.16
01-Jun-2022	Purchase - Purchase	9,031.021090	\$1.133100	\$10,233.05
CC JCB Active Bond B				
20-Aug-2021	Purchase - Purchase	816.577230	\$1.043600	\$852.18
22-Feb-2022	Purchase - Purchase	1,295.447050	\$0.970800	\$1,257.62
20-May-2022	Purchase - Purchase	600.109460	\$0.913600	\$548.26
estern Asset Global Bond B				
-Aug-2021	Purchase - Purchase	929.338680	\$1.022200	\$949.97
-Feb-2022	Purchase - Purchase	783.447000	\$0.975050	\$763.90
-May-2022	Purchase - Purchase	459.776450	\$0.907180	\$417.10
apstream Absolute Return Income Plus I				
-Aug-2021	Purchase - Purchase	985.513420	\$1.009900	\$995.27
-May-2022	Disposal	(456.669580)	\$1.001205	(\$457.22)
rowstreet Global Equity No.2 Class E				
23-Aug-2021	Purchase - Purchase	6,843.399580	\$1.182500	\$8,092.32
17-Feb-2022	Disposal	(1,272.060380)	\$1.180997	(\$1,502.30)
19-May-2022	Disposal	(4,955.324530)	\$1.083600	(\$5,369.59)
Antares Diversified Fixed Income				
20-Aug-2021	Purchase - Purchase	1,996.136830	\$1.036973	\$2,069.94
21-Feb-2022	Purchase - Purchase	2,144.183700	\$0.977281	\$2,095.47
20-May-2022	Purchase - Purchase	907.469980	\$0.924835	\$839.26
Mutual Credit				
20-Aug-2021	Purchase - Purchase	6,457.476000	\$1.025221	\$6,620.34
18-Feb-2022	Purchase - Purchase	775.210960	\$1.016304	\$787.85
19-May-2022	Disposal	(2,569.741560)	\$1.003459	(\$2,578.63)
Global Systematic Equities Fund				
0-Aug-2021	Purchase - Purchase	2,678.095090	\$1.306100	\$3,497.86
7-Feb-2022	Disposal	(3,635.262950)	\$1.345501	(\$4,891.25)
9-May-2022	Disposal	(3,807.445010)	\$1.223500	(\$4,658.41)
esolution Capital GIB Pty Sec UH SII B				
9-Aug-2021	Disposal	(809.381190)	\$1.192306	(\$965.03)
20-May-2022	Purchase - Purchase	808.088800	\$1.036000	\$837.18
REA GROUP - ORDINARY				
02-Jul-2021	Disposal	(9.000000)	\$169.797	(\$1,528.17)

4083908_R003_IDP201_B001_000981_13/15

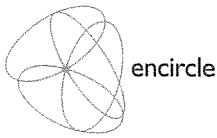


Transaction Summary

01 July 2021 to 30 June 2022

Investment transaction

Trade date	Transaction	Units	Price	Amount
REA GROUP - ORDINARY				
15-Jul-2021	Disposal	(14.000000)	\$162.413	(\$2,273.78)
ARISTOCRAT - ORDINARY				
12-Aug-2021	Disposal	(6.000000)	\$41.768	(\$250.61)
10-Feb-2022	Purchase	21.000000	\$40.781	\$856.41
26-Apr-2022	Purchase	10.000000	\$32.509	\$325.09
19-May-2022	Purchase - BUY ALL (6798433)	54.000000	\$33.292	\$1,797.78
ALS - ORDINARY				
02-Jul-2021	Disposal	(135.000000)	\$13.043	(\$1,760.79)
29-Jul-2021	Disposal	(91.000000)	\$12.991	(\$1,182.16)
19-May-2022	Purchase - BUY ALQ (6794932)	93.000000	\$12.303	\$1,144.14
BHP GROUP - ORDINARY				
19-Aug-2021	Purchase - BUY BHP (6288057)	18.000000	\$45.280	\$815.04
17-Feb-2022	Purchase - BUY BHP (6629327)	114.000000	\$47.830	\$5,452.62
23-Feb-2022	Purchase	57.000000	\$48.056	\$2,739.21
11-Mar-2022	Purchase	19.000000	\$48.145	\$914.76
19-May-2022	Purchase - BUY BHP (6793711)	118.000000	\$46.166	\$5,447.61
WLTH BANK - ORDINARY				
-Aug-2021	Disposal	(7.000000)	\$100.041	(\$700.29)
-Feb-2022	Disposal - SELL CBA (6620916)	(57.000000)	\$98.590	(\$5,619.63)
SHARE - ORDINARY				
-Aug-2021	Disposal	(33.000000)	\$16.308	(\$538.18)
-Feb-2022	Disposal - SELL CPU (6620977)	(48.000000)	\$22.940	(\$1,101.12)
-Feb-2022	Disposal	(45.000000)	\$22.216	(\$999.74)
-Mar-2022	Disposal	(62.000000)	\$20.933	(\$1,297.85)
26-Apr-2022	Disposal	(73.000000)	\$24.580	(\$1,794.35)
19-May-2022	Purchase - BUY CPU (6800432)	58.000000	\$23.842	\$1,382.84
CSL - ORDINARY				
05-Jul-2021	Purchase	4.000000	\$281.962	\$1,127.85
14-Jul-2021	Purchase	4.000000	\$279.795	\$1,119.18
21-Jul-2021	Purchase	5.000000	\$290.106	\$1,450.53
21-Jul-2021	Purchase - Reversal	(5.000000)	\$290.106	(\$1,450.53)
21-Jul-2021	Purchase	5.000000	\$290.106	\$1,450.53
20-Aug-2021	Purchase	4.000000	\$305.543	\$1,222.17
26-Aug-2021	Purchase	5.000000	\$307.622	\$1,538.11
17-Feb-2022	Purchase - BUY CSL (6628557)	39.000000	\$276.870	\$10,797.93
23-Feb-2022	Purchase	21.000000	\$268.246	\$5,633.16
04-Mar-2022	Purchase	9.000000	\$257.984	\$2,321.86
1-May-2022	Purchase	6.000000	\$276.420	\$1,658.52
9-May-2022	Purchase - BUY CSL (6796832)	12.000000	\$274.073	\$3,288.88
END LEASE - FPO/UNITS STAPLED				
4-Jul-2021	Purchase	129.000000	\$11.876	\$1,531.98
19-May-2022	Purchase - BUY LLC (6802448)	83.000000	\$10.995	\$912.60
NAT. BANK - ORDINARY				
19-Aug-2021	Purchase - BUY NAB (6287966)	26.000000	\$27.420	\$712.92




Transaction Summary

01 July 2021 to 30 June 2022

Investment transaction

Trade date	Transaction	Units	Price	Amount
NAT. BANK - ORDINARY				
17-Feb-2022	Purchase - BUY NAB (6627591)	55.000000	\$30.733	\$1,690.32
26-Apr-2022	Disposal	(89.000000)	\$32.690	(\$2,909.42)
19-May-2022	Purchase - BUY NAB (6791185)	137.000000	\$30.913	\$4,235.09
10-Jun-2022	Disposal	(53.000000)	\$28.192	(\$1,494.19)
QBE INSUR. - ORDINARY				
09-Sep-2021	Purchase	107.000000	\$11.743	\$1,256.46
10-Feb-2022	Purchase	48.000000	\$12.684	\$608.83
19-May-2022	Purchase - BUY QBE (6797655)	78.000000	\$12.529	\$977.24
10-Jun-2022	Disposal	(46.000000)	\$12.065	(\$554.98)
RIO TINTO - ORDINARY				
12-Aug-2021	Disposal	(11.000000)	\$120.281	(\$1,323.09)
03-Sep-2021	Purchase	13.000000	\$111.657	\$1,451.54
14-Sep-2021	Purchase	13.000000	\$106.861	\$1,389.19
20-Sep-2021	Purchase	13.000000	\$94.846	\$1,233.00
17-Feb-2022	Purchase - BUY RIO (6626725)	7.000000	\$119.750	\$838.25
03-Jun-2022	Purchase	30.000000	\$116.214	\$3,486.43
TABCORP - ORDINARY				
-Feb-2022	Disposal - SELL TAH (6625223)	(203.000000)	\$5.333	(\$1,082.64)
-May-2022	Disposal	(282.000000)	\$5.038	(\$1,420.74)
-May-2022	Purchase - BUY TAH (6799171)	241.000000	\$5.304	\$1,278.17
-Jun-2022	Capital Return - Demerger of TLC			(\$9,862.23)
LSTRA - ORDINARY				
-Feb-2022	Disposal - SELL TLS (6625450)	(799.000000)	\$4.020	(\$3,211.98)
-Apr-2022	Purchase	118.000000	\$4.005	\$472.64
-May-2022	Purchase - BUY TLS (6803117)	656.000000	\$3.922	\$2,572.83
22-Jun-2022	Disposal	(119.000000)	\$3.810	(\$453.44)
WOODSIDE - ORDINARY				
10-Feb-2022	Purchase	71.000000	\$26.500	\$1,881.48
11-Mar-2022	Disposal	(35.000000)	\$31.570	(\$1,104.96)
26-Apr-2022	Disposal	(76.000000)	\$30.492	(\$2,317.37)
19-May-2022	Purchase - BUY WPL (6802125)	76.000000	\$29.926	\$2,274.38
25-May-2022	Position Close Out	(618.000000)	\$25.827	(\$15,961.20)
J HARDIE - CHESS DEPOSITARY INT				
29-Jul-2021	Disposal	(29.000000)	\$46.115	(\$1,337.33)
10-Feb-2022	Disposal	(135.000000)	\$49.226	(\$6,645.51)
23-Feb-2022	Disposal	(115.000000)	\$45.945	(\$5,283.62)
WORLEY - ORDINARY				
6-Apr-2022	Purchase	253.000000	\$13.756	\$3,480.34
3-Jun-2022	Purchase	127.000000	\$15.314	\$1,944.89
0-Jun-2022	Purchase	95.000000	\$15.111	\$1,435.58
PGLIMITED - ORDINARY				
17-Feb-2022	Purchase - BUY TPG (6628950)	163.000000	\$5.790	\$943.77
26-Apr-2022	Purchase	123.000000	\$6.057	\$745.00



Transaction Summary

01 July 2021 to 30 June 2022

Investment transaction

Trade date	Transaction	Units	Price	Amount
LOTTERY - ORDINARY				
01-Jun-2022	Bonus Issue - Demerger from TAH	87.000000	\$2.957	\$257.29
01-Jun-2022	Bonus Issue - Demerger from TAH	170.000000	\$2.957	\$502.72
01-Jun-2022	Bonus Issue - Demerger from TAH	803.000000	\$2.957	\$2,374.62
01-Jun-2022	Bonus Issue - Demerger from TAH	914.000000	\$2.957	\$2,702.87
01-Jun-2022	Bonus Issue - Demerger from TAH	404.000000	\$2.957	\$1,194.70
01-Jun-2022	Bonus Issue - Demerger from TAH	261.000000	\$2.957	\$771.83
01-Jun-2022	Bonus Issue - Demerger from TAH	455.000000	\$2.957	\$1,345.52
01-Jun-2022	Bonus Issue - Demerger from TAH	241.000000	\$2.957	\$712.68
SEEK - ORDINARY				
14-Jul-2021	Purchase	28.000000	\$32.916	\$921.64
17-Feb-2022	Disposal - SELL SEK (6624330)	(46.000000)	\$28.678	(\$1,319.21)
23-Feb-2022	Purchase	57.000000	\$27.715	\$1,579.73
19-May-2022	Purchase - BUY SEK (6799907)	32.000000	\$24.726	\$791.22
DOMINOS - ORDINARY				
03-Sep-2021	Disposal	(12.000000)	\$156.280	(\$1,875.36)
14-Sep-2021	Disposal	(5.000000)	\$164.614	(\$823.07)
20-Sep-2021	Disposal	(8.000000)	\$155.436	(\$1,243.49)
-Feb-2022	Disposal - SELL DMP (6621800)	(21.000000)	\$105.930	(\$2,224.53)
-Jun-2022	Purchase	27.000000	\$66.712	\$1,801.22
-Jun-2022	Purchase	29.000000	\$64.023	\$1,856.68
OODSIDE - ORDINARY				
-May-2022	Conversion	618.000000	\$25.827	\$15,961.20
-Jun-2022	Bonus Issue - Demerger from BHP	185.000000	\$29.837	\$5,519.88
ACQ GROUP - ORDINARY				
-Jul-2021	Purchase	10.000000	\$156.813	\$1,568.13
11-Feb-2022	Disposal	(7.000000)	\$193.004	(\$1,351.03)
17-Feb-2022	Disposal - SELL MQG (6622994)	(3.000000)	\$197.600	(\$592.80)
25-Mar-2022	Disposal	(9.000000)	\$198.024	(\$1,782.22)
02-May-2022	Disposal	(12.000000)	\$203.088	(\$2,437.05)
19-May-2022	Purchase - BUY MQG (6791607)	14.000000	\$178.029	\$2,492.40
10-Jun-2022	Disposal	(10.000000)	\$174.705	(\$1,747.05)
QUBE - ORDINARY				
03-Sep-2021	Purchase	261.000000	\$3.213	\$838.65
02-May-2022	Disposal	(493.000000)	\$2.908	(\$1,433.55)
03-Jun-2022	Disposal	(75.000000)	\$3.035	(\$227.62)
20-Jun-2022	Disposal	(337.000000)	\$2.795	(\$941.85)
XERO - ORDINARY				
0-Aug-2021	Purchase	22.000000	\$150.199	\$3,304.38
5-Mar-2022	Disposal	(22.000000)	\$93.225	(\$2,050.96)
OUTH32 - ORDINARY				
1-Jul-2021	Disposal	(202.000000)	\$2.852	(\$576.08)
21-Jul-2021	Disposal - Reversal	202.000000	\$2.852	\$576.08
21-Jul-2021	Disposal	(202.000000)	\$2.852	(\$576.08)
17-Feb-2022	Disposal - SELL S32 (6623506)	(633.000000)	\$4.640	(\$2,937.12)



Transaction Summary

01 July 2021 to 30 June 2022

Investment transaction

Trade date	Transaction	Units	Price	Amount
SOUTH32 - ORDINARY				
23-Feb-2022	Disposal	(543.000000)	\$4.559	(\$2,475.75)
19-May-2022	Purchase - BUY S32 (6797366)	184.000000	\$4.638	\$853.41
22-Jun-2022	Disposal	(314.000000)	\$4.091	(\$1,284.54)
CLEANAWAY - ORDINARY				
15-Sep-2021	Disposal	(1,261.000000)	\$2.559	(\$3,227.28)
COLESGROUP - ORDINARY				
17-Feb-2022	Disposal - SELL COL (6620927)	(571.000000)	\$16.670	(\$9,518.57)
V MONEY UK - CDI 1:1FOREXEMPT LSE				
15-Mar-2022	Disposal	(1,598.000000)	\$2.997	(\$4,788.89)
ENDEAVOUR - ORDINARY				
17-Feb-2022	Purchase - BUY EDV (6627419)	906.000000	\$6.450	\$5,843.70
25-Mar-2022	Purchase	227.000000	\$7.146	\$1,622.16
19-May-2022	Purchase - BUY EDV (6790845)	111.000000	\$7.730	\$858.03
03-Jun-2022	Disposal	(170.000000)	\$7.191	(\$1,222.40)
ARISTOCRAT - RTS01NOV21 FORUS				
22-Oct-2021	Purchase - Rights			\$0.00
-Oct-2021	Purchase - Rights	6.000000	\$0.000	\$0.00
-Oct-2021	Purchase - Rights	7.000000	\$0.000	\$0.00
-Oct-2021	Purchase - Rights	1.000000	\$0.000	\$0.00
-Oct-2021	Purchase - Rights	2.000000	\$0.000	\$0.00
-Oct-2021	Purchase - Rights	2.000000	\$0.000	\$0.00
-Nov-2021	Disposal	(18.000000)	\$4.750	(\$85.50)

ES AND COST SUMMARY

Fees deducted directly from your account **(\$15,383.54)**

This amount has been deducted directly from your account (reflected in the transactions listed on this statement).

Fees and costs deducted from your investment **(\$8,279.95)**

This approximate amount has been deducted from your investment and covers amounts that have reduced the return on your investment and that are not reflected as transactions listed on this statement or in the Additional explanation of fees and costs.


The approximate fees and costs deducted from your investment comprise of the following:

Buy/sell spreads^	(\$212.42)
Management fees and costs^	(\$7,878.88)
Performance fees^	(\$41.97)
Cash account fee	(\$146.68)

^The amounts shown are estimates based on values we receive from the investment manager. These costs have been reflected in the unit price of your investments so you will not see this amount deducted from your account. However, the value of your account has effectively been reduced by this amount. For more details on the fees and costs relating to underlying investments, please refer to the disclosure document for these investments.

TOTAL FEES AND COSTS YOU PAID **(\$23,663.49)**

is approximate amount includes all the fees and costs that affected your investment during the period.



Transaction Summary

01 July 2021 to 30 June 2022

Notes

Opening balance is calculated using the last known price as at 30 June 2021.

Managed Fund information generally provided by Morningstar Australasia Pty Ltd ABN 95 090 665 544.
Australian Listed Security share prices generally provided by the ASX Limited, ABN 98 008 624 691.
Unlisted Investments and Property Syndicate information generally provided by the relevant investment manager.

Report Criteria

The Transaction Summary includes the following accounts:

Olbertz Management Pty Ltd ATF Olbertz Superannuation Fund encircle Managed Investment Accounts-SMSF (3167994)

Disclaimer

Avanteos Investments Limited ABN 20 096 259 979, AFSL 245531 (AIL) is the trustee of the 'Avanteos Superannuation Trust' ABN 38 876 896 681 and issuer of encircle Superannuation Service; and the encircle Superannuation Fund ABN 68 486 630 403 which includes encircle Super & Pension Service. Colonial First State Investments Limited ABN 98 002 348 352, AFSL 232468 (CFSIL) is the Investor Directed Portfolio Service (IDPS) Operator and custodian of 'Avanteos Wrap Account Service' which include the encircle Investments Service and encircle Managed Investment Accounts.

While all care has been taken in preparing the information contained in this report (using reliable and accurate sources) to the extent permitted by law, neither AIL, CFSIL nor any related parties, their employees or directors, accept responsibility for any loss suffered by any person arising from reliance on this information.


Past performance is not a reliable indicator of future performance. Information provided in this report does not constitute personal, financial or taxation advice and does not take into account the individual objectives, financial situation needs or tax circumstances of any individual. Investors should read the relevant Product Disclosure Statement or IDPS Guide and consult with their Adviser before making any investment decisions.

For IDPS, only the information displayed at the end of each quarter of the financial year will be considered by the auditor in preparing its annual report.

The annuity products issued by Challenger Life Company Limited ABN 44 072 486 938, AFSL 234670 and AIA Australia Limited ABN 79 004 837 1, AFSL 230043 (AIA Australia) are accessible via the encircle Platform (Platform Annuity Products). AIA Australia is part of the AIA Group. Challenger and AIA Australia have each appointed Colonial First State Investments Limited ABN 98 002 348 352, AFSL 232468 (CFSIL) to perform platform administration services only in relation to the annuity products and is not issuing, selling, guaranteeing, underwriting, providing custody services, or any other function in relation to the Platform Annuity Products.

The 'Account balance' displayed on this site in relation to annuities represents the Funds under Advice (FUA) value (for Challenger annuities only) or Purchase value (for AIA annuities only). The FUA or Purchase values are calculated as at the latest valuation available from Challenger or AIA Australia and are indicative only. They are not withdrawal values.

Investors should read the relevant annuity product PDS and policy wording before making an investment decision and consider talking to a Adviser. Annuity product PDSs are available from Challenger or AIA Australia, or through a Adviser.



Locked Bag 3460
GPO MELBOURNE VIC 3001

Telephone 1800 245 801
encircle@cfs.com.au

3 August 2022

U04-4083909-004170

Dirk, Kay, Ralph & Wolfgang Olbertz ATF Olbertz Super
Fund
Mr Ralph & Dirk Olbertz
PO Box 5658
BRENDALE QLD 4500

encircle Annual tax statement 2021-22

Dear Sir/Madam,

We're pleased to provide you with your *Annual tax statement* for the financial year ended 30 June 2022.

The information contained in your *Annual tax statement* includes any income and capital gains or losses from your investment account(s). Where your account is held jointly, the *Annual tax statement* reflects an equal allocation of the income and capital gains or losses for each investor on the account.

Tax guide available online

The *Tax guide*, when used in conjunction with your *Annual tax statement*, can assist you to complete your income tax return. The *Tax guide* is not a substitute for professional taxation advice and we recommend that you seek expert advice regarding your tax position. As part of our commitment towards sustainability, the 2022 *Tax guide* is available online at wraport.com.au under the *Annual reporting* link.


We'd like to thank you for choosing encircle.

More information

If you have any questions please contact your Adviser, Voitek Biskup, on 07 3230 6555.

Yours sincerely,

encircle Customer Care



Annual tax statement

Year ended 30 June 2022

**Dirk, Kay, Ralph & Wolfgang Olbertz ATF
Olbertz Super Fund**

Voitek Biskup
Findex Advice Services Pty Ltd - (CW)

Dirk, Kay, Ralph & Wolfgang Olbertz ATF Olbertz Super Fund encircle Investments Service-SMSF (2419374)

Part A - Summary of Tax return for individuals 2022 and Tax return for individuals (supplementary section) 2022

	Amount	Tax return label
Question 10 - Tax return for individuals 2022		
Gross interest	\$872.23	10L
Credit for TFN amounts withheld from gross interest	\$0.00	10M
Question 11 - Tax return for individuals 2022		
Dividends - unfranked amount	\$0.00	11S
Dividends - franked amount	\$0.00	11T
Dividends - franking credits ¹	\$0.00	11U
Credit for TFN amounts withheld from dividends	\$0.00	11V
Question 13 - Tax return for individuals (supplementary section) 2022		
Share of net income from trusts, less capital gains, foreign income and franked distributions	\$0.00	13U
Franked distributions from trusts	\$0.00	13C
Other deductions relating to distributions	\$0.00	13Y
Franking credits from franked distributions	\$0.00	13Q
Credit for tax file number amounts withheld from interest, dividends and unit trust distributions	\$0.00	13R
Question 18 - Tax return for individuals (supplementary section) 2022		
Total current year capital gains ²	\$0.00	18H
et capital gain ²	\$0.00	18A
Question 19 - Tax return for individuals (supplementary section) 2022		
FC income	\$0.00	19K
Question 20 - Tax return for individuals (supplementary section) 2022		
Assessable foreign source income	\$0.00	20E
Other net foreign source of income	\$0.00	20M
Net franking credits from New Zealand companies	\$0.00	20F
Foreign income tax offsets ³	\$0.00	20O
Question 24 - Tax return for individuals (supplementary section) 2022		
Gain on disposal of traditional securities	\$0.00	24Y
Miscellaneous payments as assessable income	\$1,054.31	24V
Question D8 - Tax return for individuals 2022		
Listed Investment Company (LIC) deductions	\$0.00	D8H
Question D15 - Tax return for individuals (supplementary section) 2022		
Loss on disposal of traditional securities	\$0.00	D15J
Question T7 - T9- Tax return for individuals (supplementary section) 2022		
Early stage venture capital limited partnership	\$0.00	T7K
Early stage investor	\$0.00	T8L
Other refundable tax offsets	\$0.00	T9P

¹ Amount 11U does not include any amount which might need to be adjusted for the '45/90 day rule'. Please refer to the assumptions section of the *Tax guide 2022* for further information.

² Excludes realised capital gains/losses from disposal of investments as listed in Part D of your *Annual tax statement*.

If your total foreign income tax paid from all sources for the year is \$1,000 or less, then you can claim this amount in full. Otherwise, you will need to refer to the publication *Guide to foreign income tax offset rules 2022* available online at www.ato.gov.au to work out your entitlement.

4083909_R007_ATS101_B001_004170_2/3



Annual tax statement

Year ended 30 June 2022

Part B - Additional capital gains information


	Amount
Capital gains - discount method (grossed up amount)	\$0.00
Capital gains - indexation method	\$0.00
Capital gains - other method	\$0.00
Total current year capital gains	\$0.00

Part C - Components of income

	Income	Tax paid/offsets	Taxable income
Australian income			
Gross interest	\$872.23		\$872.23
Dividends - unfranked amount	\$0.00		\$0.00
Dividends - franked amount	\$0.00	\$0.00	\$0.00
Dividends - unfranked CFI	\$0.00		\$0.00
Distributions - unfranked amount	\$0.00		\$0.00
Distributions - franked amount	\$0.00	\$0.00	\$0.00
Distributions - unfranked CFI	\$0.00		\$0.00
Distributions - interest	\$0.00		\$0.00
Distributions - other income	\$0.00		\$0.00
Distributions - other tax offsets		\$0.00	
Other income	\$1,054.31		\$1,054.31
Less allowable trust deductions	\$0.00		\$0.00
Total Australian income	\$1,926.54	\$0.00	\$1,926.54
Capital gains			
Discounted capital gain	\$0.00	\$0.00	\$0.00
GT concession amount	\$0.00		\$0.00
IT CGT gross up amount	\$0.00		\$0.00
Capital gains - indexation method	\$0.00	\$0.00	\$0.00
Capital gains - other method	\$0.00	\$0.00	\$0.00
Distributed capital gain	\$0.00	\$0.00	\$0.00
Foreign income			
Assessable foreign source income	\$0.00	\$0.00	\$0.00
FC income	\$0.00		\$0.00
Aust franking credits from New Zealand companies		\$0.00	\$0.00
Total foreign income	\$0.00	\$0.00	\$0.00
Non-assessable amounts			
Tax-exempted amounts	\$0.00		
Tax-free amounts	\$0.00		
Tax-deferred amounts	\$0.00		
Other non-assessable amounts	\$0.00		
Total non-assessable amounts	\$0.00		
Total income[#]	\$1,926.54		
Less TFN withholding tax	\$0.00		
Less non-resident withholding tax	\$0.00		
Less other expenses	\$0.00		
Net income	\$1,926.54		
Investment Company (LIC) deductions	\$0.00		

Any capital gains/losses included in Part D are not included in Part C of your *Annual tax statement*.

[#] Income from Attribution Managed Investment Trusts (AMITs) has been included on an attribution basis and may include amounts that are not paid as cash.



Annual tax statement

Year ended 30 June 2022

Part D - Realised capital gains/losses from disposal of investments

Investment name	Capital gains				Capital loss
	Indexation method	Discount method	Discount method (grossed up)	Other method	
Total	\$0.00	\$0.00	\$0.00	\$0.00	\$0.00

You will need to make a choice as to which capital gain method to apply for each disposal. These gains/losses are in addition to those included in Part A of this Annual tax statement. Any investments where CGT positions are unable to be calculated will be reported on the last page of this statement.

Part E - Gains/losses from disposal of traditional securities

Traditional security	Purchase date	Disposal date	Units	Value on purchase	Value on disposal	Gain/loss
Total				\$0.00	\$0.00	\$0.00

Part E provides further detail of any gains/losses from the disposal of traditional securities during the year, as shown in Part A (Question 24 or Question D15). For any traditional securities where we are unable to calculate results, they will be reported on the last page of this statement.

PLEASE RETAIN THIS STATEMENT FOR INCOME TAX PURPOSES

All amounts for jointly held investments have been split equally between the owners. The amounts shown above include your equal allocation of the income and capital gains or losses on your jointly held investments.

Notes

This Tax Statement is relevant for Resident Tax Payers only.
The Tax Return Label referred to in Part A applies to Individual Tax Payers only.

Report criteria

The following services have been included during the preparation of this statement:
Dirk, Kay, Ralph & Wolfgang Olbertz ATF Olbertz Super Fund encircle Investments Service-SMSF (2419374)


Colonial First State Investments Limited ABN 98 002 348 352, AFSL 232468 (CFSIL) is the Investor Directed Portfolio Service (IDPS) Operator and custodian of 'Avanteos Wrap Account Service' which include the encircle Investments Service and encircle Managed Investment Accounts. The capital gains and traditional security gains figures in Parts D and E are only our estimates of your position. You should review the information in this Annual tax statement in consultation with your professional tax adviser or accountant to accurately determine your tax position (including entitlement to franking credit and foreign income tax offset). You should assess whether this information is accurate and whether the tax treatment is appropriate for your circumstances. CFSIL disclaims any liability for errors contained in this Annual tax statement.

Disclaimer

*CFSIL is required to report to the Australian Taxation Office (ATO) information on transfers of shares and units in unit trusts that are held through the IDPS. CFSIL has elected to report CGT summary information to the ATO.
This report is not financial product advice or tax advice. It provides general information only and does not take into account your individual objectives, financial situation or needs. You should read the disclosure document and assess whether the information is appropriate for you and consider talking with your Adviser before making an investment decision.*

CFSIL strongly recommend investors who have stapled securities to seek independent tax advice to verify that the underlying cost base is correct.

4083909_R007_ATS101_B001_004170_3/3



Income Reconciliation

Year ended 30 June 2022

Voitek Biskup

Findex Advice Services Pty Ltd - (CW)

Dirk, Kay, Ralph & Wolfgang Olbertz ATF Olbertz Super Fund

	2020/21 Tax Statement Income received in 2021/22 (A)	2021/22 Tax Statement Income received in 2021/22 (B)	2021/22 Tax Statement Income received in 2022/23 (C)
Dirk, Kay, Ralph & Wolfgang Olbertz ATF Olbertz Super Fund e-SMSF (2419374)			
Cash Account	\$0.00	\$1,926.54	\$0.00
Total	\$0.00	\$1,926.54	\$0.00
Total	\$0.00	\$1,926.54	\$0.00

Total income received in 2021/22 (A + B) = \$1,926.54

Report criteria The Income Reconciliation report includes the following accounts:
Dirk, Kay, Ralph & Wolfgang Olbertz ATF Olbertz Super Fund encircle Investments Service-SMSF (2419374)

Avanteos Investments Limited ABN 20 096 259 979, AFSL 245531 (AIL) is the trustee of the 'Avanteos Superannuation Trust' ABN 38 876 896 681 and issuer of encircle Superannuation Service; and the encircle Superannuation Fund ABN 68 486 630 403 which includes encircle Super & Pension Service. Colonial First State Investments Limited ABN 98 002 348 352, AFSL 232468 (CFSIL) is the Investor Directed Portfolio Service (IDPS) Operator and custodian of 'Avanteos Wrap Account Service' which include the encircle Investments Service and encircle Managed Investment Accounts.

While all care has been taken in preparing the information contained in this report (using reliable and accurate sources) to the extent permitted by law, neither AIL, CFSIL nor any related parties, their employees or directors, accept responsibility for any loss suffered by any person arising from reliance on this information.

Past performance is not a reliable indicator of future performance. Information provided in this report does not constitute personal, financial or taxation advice and does not take into account the individual objectives, financial situation needs or tax circumstances of any individual. Investors should read the relevant Product Disclosure Statement or IDPS Guide and consult with their Adviser before making any investment decisions.

Disclaimer For IDPS, only the information displayed at the end of each quarter of the financial year will be considered by the auditor in preparing its annual report.

The annuity products issued by Challenger Life Company Limited ABN 44 072 486 938, AFSL 234670 and AIA Australia Limited ABN 79 004 837 861, AFSL 230043 (AIA Australia) are accessible via the encircle Platform (Platform Annuity Products). AIA Australia is part of the AIA Group. Challenger and AIA Australia have each appointed Colonial First State Investments Limited ABN 98 002 348 352, AFSL 232468 (CFSIL) to perform platform administration services only in relation to the annuity products and is not issuing, selling, guaranteeing, underwriting, providing custody services, or any other function in relation to the Platform Annuity Products.

Any 'Account balance' displayed on this site in relation to annuities represents the Funds under Advice (FUA) value (for Challenger annuities only) or Purchase value (for AIA annuities only). The FUA or Purchase values are calculated as at the latest valuation available from Challenger or AIA Australia and are indicative only. They are not withdrawal values.

Investors should read the relevant annuity product PDS and policy wording before making an investment decision and consider talking to a Adviser. Annuity product PDSs are available from Challenger or AIA Australia, or through a Adviser.

STATEMENT OF ACCOUNT

Date: 18/01/2021

Customer No : B0825WO

Statement 2021

BILL TO :

Olbertz Management Pty. Ltd. AFT The Olbertz
Superannuation Fund
\$197,864.93

AUSTRALIA

61738803057

w.olbertz@crest.com.au

ACCOUNT SUMMARY :

Previous Balance	\$0.00
165 South Pine Road, Brendale, Qld 4500	Credit
Debit	\$201,367.56
Total Balance Due	(\$3,502.63)
Payment Due Date	

Date	Reference #	Description	Debit	Credit	Balance
		Previous Balance			\$0.00
16/01/2018	P2077148	December 2017 rental income		\$70.96	\$70.96
16/02/2018	P2078437	January 2018 rental income		\$70.96	\$141.92
16/03/2018	P2080038	February 2018 rental income		\$70.39	\$212.31
19/03/2018	17973	Payment for container rental income	\$212.31		\$0.00
16/04/2018	P2081939	March 2018 rental income		\$61.66	\$61.66
16/05/2018	P2083627	April 2018 rental income		\$45.90	\$107.56
16/06/2018	P2085002	May 2018 rental income		\$14.23	\$121.79
16/07/2018	P2086553	June 2018 rental income		\$13.77	\$135.56
16/08/2018	P2088114	July 2018 rental income		\$14.23	\$149.79
23/08/2018	18456	Payment for container rental income	\$149.79		\$0.00
16/09/2018	P2089674	August 2018 rental income		\$23.52	\$23.52
16/10/2018	P2091248	September 2018 rental income		\$13.77	\$37.29
16/11/2018	P2092819	October 2018 rental income		\$14.23	\$51.52
16/12/2018	P2094323	November 2018 rental income		\$13.77	\$65.29
16/01/2019	P2095855	December 2018 rental income		\$14.23	\$79.52
16/02/2019	P2097775	January 2019 rental income		\$14.23	\$93.75
16/03/2019	P2099042	February 2019 rental income		\$29.99	\$123.74
16/04/2019	P2100392	March 2019 rental income		\$14.23	\$137.97
16/05/2019	P2101918	April 2019 rental income		\$13.77	\$151.74
16/06/2019	P2103424	May 2019 rental income		\$23.52	\$175.26
16/07/2019	P2104928	June 2019 rental income		\$23.13	\$198.39
16/08/2019	P2106411	July 2019 rental income		\$14.23	\$212.62
16/09/2019	P2107898	August 2019 rental income		\$14.23	\$226.85
16/10/2019	P2109401	September 2019 rental income		\$13.77	\$240.62
16/11/2019	P2110788	October 2019 rental income		\$14.23	\$254.85
16/12/2019	P2112334	November 2019 rental income		\$13.77	\$268.62
16/01/2020	P2113802	December 2019 rental income		\$14.23	\$282.85
13/02/2020	00010172	40-Foot Container(s)	\$108,000.00		(\$107,717.15)
13/02/2020	CR009417	Less payment for thirty-six 40-foot Container(s)		\$101,400.00	(\$6,317.15)
14/02/2020	00010260	Switch 26 containers @USD 3900	(\$101,400.00)		\$95,082.85
14/02/2020	2904	Wolfgang Olbertz: Credit from 00010260	\$101,400.00		(\$6,317.15)
16/02/2020	P2115258	January 2020 rental income		\$14.23	(\$6,302.92)
16/03/2020	P2116807	February 2020 rental income		\$755.46	(\$5,547.46)
17/03/2020	00010279	Switch twenty-five containers @ USD 3690	(\$92,250.00)		\$86,702.54
18/03/2020	00010192	40-Foot Container(s)	\$92,250.00		(\$5,547.46)
18/03/2020	2915	Wolfgang Olbertz: Credit from 00010279	\$92,250.00		(\$97,797.46)

18/03/2020	CR009433	Less payment for twenty five 40-foot Container(s)	\$92,250.00	(\$5,547.46)
24/03/2020	18944	Payment for container rental income	\$755.46	(\$6,302.92)
16/04/2020	P2118196	March 2020 rental income	\$2,137.68	(\$4,165.24)
16/05/2020	P2120242	April 2020 rental income	\$358.65	(\$3,806.59)
16/06/2020	P2121153	May 2020 rental income	\$186.47	(\$3,620.12)
16/07/2020	P2122546	June 2020 rental income	\$16.47	(\$3,603.65)
16/08/2020	P2124031	July 2020 rental income	\$17.02	(\$3,586.63)
16/09/2020	P2125490	August 2020 rental income	\$17.02	(\$3,569.61)
16/10/2020	P2127016	September 2020 rental income	\$16.47	(\$3,553.14)
16/11/2020	P2128482	October 2020 rental income	\$17.02	(\$3,536.12)
16/12/2020	P2130081	November 2020 rental income	\$16.47	(\$3,519.65)
16/01/2021	P2131273	December 2020 rental income	\$17.02	(\$3,502.63)
		Current Balance		(\$3,502.63)

Your account balance is \$ (3,502.63)

CUSTOMER'S BANK INFORMATION

Expected currency received : AUD

If you have any questions concerning this statement. Please contact Jack Lam, Chief Account .
Phone : +852 580 16695

OB	3,380.73
Less: Container rental income -	\$527.55
CB	\$2,853.18



Olbertz Superannuation Fund Tax Reconciliation Report

For the year ended 30 June 2022

Tax Return Label	Date	Account Code	Account Name	Amount \$
A - Net capital gain				
				49,477.69
Sub-Total				49,477.69
Ignore Cents				0.69
Total				49,477.00
B - Income - Gross rent and other leasing and hiring income				
	16/08/2021	28000/40-Foot	40-Foot Shipping Containers	41.61
	16/09/2021	28000/40-Foot	40-Foot Shipping Containers	64.19
	16/10/2021	28000/40-Foot	40-Foot Shipping Containers	40.75
	16/11/2021	28000/40-Foot	40-Foot Shipping Containers	41.72
	16/12/2021	28000/40-Foot	40-Foot Shipping Containers	39.31
	16/01/2022	28000/40-Foot	40-Foot Shipping Containers	41.32
	16/02/2022	28000/40-Foot	40-Foot Shipping Containers	40.38
	16/03/2022	28000/40-Foot	40-Foot Shipping Containers	36.93
	16/04/2022	28000/40-Foot	40-Foot Shipping Containers	42.30
	16/05/2022	28000/40-Foot	40-Foot Shipping Containers	58.49
	16/06/2022	28000/40-Foot	40-Foot Shipping Containers	39.71
	30/06/2022	28000/40-Foot	40-Foot Shipping Containers	36.95
Sub-Total				523.66
Ignore Cents				0.66
Total				523.00
C - Income - Gross interest				
	01/07/2021	25000/EncircleManagedInv	Encircle Managed Investment Account	2.97
	01/08/2021	25000/EncircleManagedInv	Encircle Managed Investment Account	4.49
	01/09/2021	25000/EncircleManagedInv	Encircle Managed Investment Account	4.31
	01/10/2021	25000/EncircleManagedInv	Encircle Managed Investment Account	6.44
	01/11/2021	25000/EncircleManagedInv	Encircle Managed Investment Account	3.87
	01/12/2021	25000/EncircleManagedInv	Encircle Managed Investment Account	3.52
	01/01/2022	25000/EncircleManagedInv	Encircle Managed Investment Account	3.32
	01/02/2022	25000/EncircleManagedInv	Encircle Managed Investment Account	3.64
	01/03/2022	25000/EncircleManagedInv	Encircle Managed Investment Account	2.79
	01/04/2022	25000/EncircleManagedInv	Encircle Managed Investment Account	3.01
	01/05/2022	25000/EncircleManagedInv	Encircle Managed Investment Account	3.84
	01/06/2022	25000/EncircleManagedInv	Encircle Managed Investment Account	8.48
Sub-Total				50.68
Ignore Cents				0.68
Total				50.00
D1 - Income - Gross foreign income				

Olbertz Superannuation Fund

Tax Reconciliation Report

For the year ended 30 June 2022

Tax Return Label	Date	Account Code	Account Name	Amount \$
D1 - Income - Gross foreign income				
	27/09/2021	23900/SKC.AX	Skycity Entertainment Group Limited	152.39
	17/12/2021	23900/JHX.AX	James Hardie Industries Plc	137.32
	30/06/2022	23900/LLC.AX1	Lendlease Group	35.54
	16/07/2021	28000/40-Foot	40-Foot Shipping Containers	40.84
	11/04/2022	23800/SSB3825AU	Western Asset Glb Bnd	0.51
	30/06/2022	23800/IOF0145AU1	Janus Henderson Tactical Income	40.90
	30/06/2022	23800/HOW8743AU	Kapstream Abs Ret Inc PI Fd - CI I	53.65
	30/06/2022	23800/AGENO2	Arrowstreet Global Equity No. 2 Fund - Class I	1,066.49
	30/06/2022	23800/ETL0171AU	AXA IM Sustainable Equity Fund	1,375.41
	30/06/2022	23800/BEG1488AU	Global Systematic Equities Fund	1,056.12
	30/06/2022	23800/ETL0172AU	MFS Concentrated Gbl Equ Tr (Ins)	385.67
	30/06/2022	23800/BEG1275AU	Fixed Income Strategy 2	175.33
	30/06/2022	23800/WHT2080AU	Resolution Capital Gbl Prop Sec CIB	271.87
	30/06/2022	23800/TGP0034AU	ClrBrge RARE Infrast Vlua Fd Unhdd	276.36
Sub-Total				5,068.40
Ignore Cents				0.40
Total				5,068.00
D - Income - Net foreign income				
	27/09/2021	23900/SKC.AX	Skycity Entertainment Group Limited	152.39
	17/12/2021	23900/JHX.AX	James Hardie Industries Plc	137.32
	30/06/2022	23900/LLC.AX1	Lendlease Group	35.54
	16/07/2021	28000/40-Foot	40-Foot Shipping Containers	40.84
	11/04/2022	23800/SSB3825AU	Western Asset Glb Bnd	0.51
	30/06/2022	23800/IOF0145AU1	Janus Henderson Tactical Income	40.90
	30/06/2022	23800/HOW8743AU	Kapstream Abs Ret Inc PI Fd - CI I	53.65
	30/06/2022	23800/AGENO2	Arrowstreet Global Equity No. 2 Fund - Class I	1,066.49
	30/06/2022	23800/ETL0171AU	AXA IM Sustainable Equity Fund	1,375.41
	30/06/2022	23800/BEG1488AU	Global Systematic Equities Fund	1,056.12
	30/06/2022	23800/ETL0172AU	MFS Concentrated Gbl Equ Tr (Ins)	385.67
	30/06/2022	23800/BEG1275AU	Fixed Income Strategy 2	175.33
	30/06/2022	23800/WHT2080AU	Resolution Capital Gbl Prop Sec CIB	271.87
	30/06/2022	23800/TGP0034AU	ClrBrge RARE Infrast Vlua Fd Unhdd	276.36
Sub-Total				5,068.40
Ignore Cents				0.40
Total				5,068.00
J - Unfranked dividend amount				
	02/07/2021	23900/MQG.AX	Macquarie Group Limited	251.25
	05/07/2021	23900/ALQ.AX	Als Limited	44.94
	09/09/2021	23900/DMP.AX	Domino's Pizza Enterprises Ltd	20.93
	13/09/2021	23900/CPU.AX	Computershare Limited.	99.82
	15/09/2021	23900/LLC.AX1	Lendlease Group	103.08

Olbertz Superannuation Fund

Tax Reconciliation Report

For the year ended 30 June 2022

Tax Return Label	Date	Account Code	Account Name	Amount \$
J - Unfranked dividend amount				
	24/09/2021	23900/IRE.AX	Iress Limited	19.58
	24/09/2021	23900/QBE.AX	QBE Insurance Group Limited	98.21
	30/09/2021	23900/CSL.AX	CSL Limited	55.80
	14/12/2021	23900/MQG.AX	Macquarie Group Limited	220.32
	17/12/2021	23900/ALQ.AX	Als Limited	88.48
	11/03/2022	23900/VUK.AX	Virgin Money Uk Plc	30.43
	16/03/2022	23900/LLC.AX1	Lendlease Group	65.19
	16/03/2022	23900/DMP.AX	Domino's Pizza Enterprises Ltd	9.55
	16/03/2022	23900/CPU.AX	Computershare Limited.	68.45
	16/03/2022	23900/IRE.AX	Iress Limited	156.06
	06/04/2022	23900/CSL.AX	CSL Limited	153.67
	12/04/2022	23900/QBE.AX	QBE Insurance Group Limited	196.14
	30/06/2022	23900/LLC.AX1	Lendlease Group	40.85
Sub-Total				1,722.75
Ignore Cents				0.75
Total				1,722.00
K - Franked dividend amount				
	01/07/2021	23900/ANZ.AX	Australia And New Zealand Banking Group Limited	159.60
	02/07/2021	23900/ALL.AX	Aristocrat Leisure Limited	59.25
	02/07/2021	23900/MQG.AX	Macquarie Group Limited	167.50
	02/07/2021	23900/NAB.AX	National Australia Bank Limited	619.80
	05/07/2021	23900/ALQ.AX	Als Limited	104.86
	09/09/2021	23900/DMP.AX	Domino's Pizza Enterprises Ltd	48.85
	13/09/2021	23900/CPU.AX	Computershare Limited.	64.17
	17/09/2021	23900/TAH.AX	Tabcorp Holdings Limited	250.53
	21/09/2021	23900/BHP.AX	BHP Group Limited	1,949.56
	22/09/2021	23900/SUN.AX	Suncorp Group Limited	508.32
	23/09/2021	23900/RIO.AX	Rio Tinto Limited	228.02
	23/09/2021	23900/TLS.AX	Telstra Corporation Limited.	381.12
	24/09/2021	23900/IRE.AX	Iress Limited	78.34
	24/09/2021	23900/WPL.AX	Woodside Petroleum Ltd	238.82
	24/09/2021	23900/QBE.AX	QBE Insurance Group Limited	10.91
	28/09/2021	23900/COL.AX	Coles Group Limited.	159.88
	29/09/2021	23900/CBA.AX	Commonwealth Bank Of Australia.	128.00
	30/09/2021	23900/CSL.AX	CSL Limited	6.20
	05/10/2021	23900/CWY.AX	Cleanaway Waste Management Limited	29.63
	05/10/2021	23900/SEK.AX	Seek Limited	76.60
	07/10/2021	23900/S32.AX	South32 Limited	269.22
	13/10/2021	23900/TPG.AX	TPG Telecom Limited.	35.84
	22/10/2021	23900/QUB.AX	Qube Holdings Limited	122.82
	14/12/2021	23900/MQG.AX	Macquarie Group Limited	146.88
	15/12/2021	23900/NAB.AX	National Australia Bank Limited	680.05

Olbertz Superannuation Fund

Tax Reconciliation Report

For the year ended 30 June 2022

Tax Return Label	Date	Account Code	Account Name	Amount \$
K - Franked dividend amount				
	17/12/2021	23900/ALL.AX	Aristocrat Leisure Limited	96.72
	17/12/2021	23900/ALQ.AX	Als Limited	37.92
	16/03/2022	23900/DMP.AX	Domino's Pizza Enterprises Ltd	22.27
	16/03/2022	23900/CPU.AX	Computershare Limited.	102.67
	16/03/2022	23900/TAH.AX	Tabcorp Holdings Limited	219.44
	16/03/2022	23900/IRE.AX	Iress Limited	27.54
	16/03/2022	23900/BHP.AX	BHP Group Limited	1,849.62
	16/03/2022	23900/WPL.AX	Woodside Petroleum Ltd	954.41
	28/03/2022	23900/EDV.AX	Endeavour Group Limited	113.25
	30/03/2022	23900/CBA.AX	Commonwealth Bank Of Australia.	99.75
	01/04/2022	23900/SUN.AX	Suncorp Group Limited	243.57
	01/04/2022	23900/TLS.AX	Telstra Corporation Limited.	317.20
	07/04/2022	23900/SEK.AX	Seek Limited	90.62
	07/04/2022	23900/S32.AX	South32 Limited	290.47
	08/04/2022	23900/QUB.AX	Qube Holdings Limited	105.27
	12/04/2022	23900/QBE.AX	QBE Insurance Group Limited	21.79
	13/04/2022	23900/TPG.AX	TPG Telecom Limited.	51.94
	21/04/2022	23900/RIO.AX	Rio Tinto Limited	430.85
	30/06/2022	23900/BHP.AX	BHP Group Limited	5,519.88
Sub-Total				17,119.95
Ignore Cents				0.95
Total				17,119.00
L - Income - Dividend franking credit				
	01/07/2021	23900/ANZ.AX	Australia And New Zealand Banking Group Limited	68.40
	02/07/2021	23900/ALL.AX	Aristocrat Leisure Limited	25.39
	02/07/2021	23900/MQG.AX	Macquarie Group Limited	71.79
	02/07/2021	23900/NAB.AX	National Australia Bank Limited	265.63
	05/07/2021	23900/ALQ.AX	Als Limited	44.94
	09/09/2021	23900/DMP.AX	Domino's Pizza Enterprises Ltd	20.94
	13/09/2021	23900/CPU.AX	Computershare Limited.	27.50
	17/09/2021	23900/TAH.AX	Tabcorp Holdings Limited	107.37
	21/09/2021	23900/BHP.AX	BHP Group Limited	835.53
	22/09/2021	23900/SUN.AX	Suncorp Group Limited	217.85
	23/09/2021	23900/RIO.AX	Rio Tinto Limited	97.72
	23/09/2021	23900/TLS.AX	Telstra Corporation Limited.	163.34
	24/09/2021	23900/IRE.AX	Iress Limited	33.57
	24/09/2021	23900/WPL.AX	Woodside Petroleum Ltd	102.35
	24/09/2021	23900/QBE.AX	QBE Insurance Group Limited	4.68
	28/09/2021	23900/COL.AX	Coles Group Limited.	68.52
	29/09/2021	23900/CBA.AX	Commonwealth Bank Of Australia.	54.86
	30/09/2021	23900/CSL.AX	CSL Limited	2.66
	05/10/2021	23900/CWY.AX	Cleanaway Waste Management Limited	12.70

Olbertz Superannuation Fund

Tax Reconciliation Report

For the year ended 30 June 2022

Tax Return Label	Date	Account Code	Account Name	Amount \$
L - Income - Dividend franking credit				
	05/10/2021	23900/SEK.AX	Seek Limited	32.83
	07/10/2021	23900/S32.AX	South32 Limited	115.38
	13/10/2021	23900/TPG.AX	TPG Telecom Limited.	15.36
	22/10/2021	23900/QUB.AX	Qube Holdings Limited	52.64
	14/12/2021	23900/MQG.AX	Macquarie Group Limited	62.95
	15/12/2021	23900/NAB.AX	National Australia Bank Limited	291.45
	17/12/2021	23900/ALL.AX	Aristocrat Leisure Limited	41.45
	17/12/2021	23900/ALQ.AX	Als Limited	16.25
	16/03/2022	23900/DMP.AX	Domino's Pizza Enterprises Ltd	9.54
	16/03/2022	23900/CPU.AX	Computershare Limited.	44.00
	16/03/2022	23900/TAH.AX	Tabcorp Holdings Limited	94.05
	16/03/2022	23900/IRE.AX	Iress Limited	11.80
	16/03/2022	23900/BHP.AX	BHP Group Limited	792.69
	16/03/2022	23900/WPL.AX	Woodside Petroleum Ltd	409.03
	28/03/2022	23900/EDV.AX	Endeavour Group Limited	48.54
	30/03/2022	23900/CBA.AX	Commonwealth Bank Of Australia.	42.75
	01/04/2022	23900/SUN.AX	Suncorp Group Limited	104.39
	01/04/2022	23900/TLS.AX	Telstra Corporation Limited.	135.94
	07/04/2022	23900/SEK.AX	Seek Limited	38.84
	07/04/2022	23900/S32.AX	South32 Limited	124.49
	08/04/2022	23900/QUB.AX	Qube Holdings Limited	45.12
	12/04/2022	23900/QBE.AX	QBE Insurance Group Limited	9.34
	13/04/2022	23900/TPG.AX	TPG Telecom Limited.	22.26
	21/04/2022	23900/RIO.AX	Rio Tinto Limited	184.65
	30/06/2022	23900/BHP.AX	BHP Group Limited	2,365.66
Sub-Total				7,337.14
Ignore Cents				0.14
Total				7,337.00
M - Gross trust distributions				
	30/06/2022	23800/IOF0145AU1	Janus Henderson Tactical Income	835.86
	30/06/2022	23800/HOW8743AU	Kapstream Abs Ret Inc PI Fd - CI I	257.90
	30/06/2022	23800/PRM8256AU	Mutual Credit Fund	2,276.57
	30/06/2022	23800/AGENO2	Arrowstreet Global Equity No. 2 Fund - Class I	724.48
	30/06/2022	23800/ETL0171AU	AXA IM Sustainable Equity Fund	1.76
	30/06/2022	23800/BEG1488AU	Global Systematic Equities Fund	0.10
	30/06/2022	23800/BEG1275AU	Fixed Income Strategy 2	30.84
	30/06/2022	23800/WHT2080AU	Resolution Capital Glb Prop Sec CIB	16.50
	30/06/2022	23800/TGP0034AU	ClrBrge RARE Infrast Vluе Fd Unhdd	1,572.07
	30/06/2022	23800/TFUT	The Fortune Unit Trust	77,571.00
Sub-Total				83,287.08
Ignore Cents				0.08
Total				83,287.00

Olbertz Superannuation Fund

Tax Reconciliation Report

For the year ended 30 June 2022

Tax Return Label	Date	Account Code	Account Name	Amount \$
R2 - Assessable personal contributions				
	03/06/2022	24200/OLBDIR00001A	(Contributions) Olbertz, Dirk - Accumulation (Accumulation)	27,500.00
	03/06/2022	24200/OLBRAL00001A	(Contributions) Olbertz, Ralph - Accumulation (Accumulation)	27,500.00
Sub-Total				55,000.00
Ignore Cents				0.00
Total				55,000.00
R - Assessable contributions (R1 plus R2 plus R3 less R6)				
Assessable personal contributions				55,000.00
Sub-Total				55,000.00
Ignore Cents				0.00
Total				55,000.00
S - Income - Other income				
	02/12/2021	25600	Other Income	2.62
	04/02/2022	25600	Other Income	1,957.62
Sub-Total				1,960.24
Ignore Cents				0.24
Total				1,960.00
W - GROSS INCOME (Sum of labels A to U)				
				221,543.00
Sub-Total				221,543.00
Ignore Cents				0.00
Total				221,543.00
V - TOTAL ASSESSABLE INCOME (W less Y)				
				221,543.00
Sub-Total				221,543.00
Ignore Cents				0.00
Total				221,543.00
A1 - Expenses - Interest expenses within Australia				
	06/01/2022	37700	Interest Paid - ATO General Interest	143.14
	06/01/2022	37700	Interest Paid - ATO General Interest	148.14
	06/01/2022	37700	Interest Paid - ATO General Interest	144.21
	06/01/2022	37700	Interest Paid - ATO General Interest	164.50
Sub-Total				599.99
Ignore Cents				0.99
Total				599.00
H1 - Expenses - SMSF auditor fee				
	26/08/2021	30700	Auditor's Remuneration	686.00
Sub-Total				686.00
Ignore Cents				0.00
Total				686.00

Olbertz Superannuation Fund
Tax Reconciliation Report

For the year ended 30 June 2022

Tax Return Label	Date	Account Code	Account Name	Amount \$
I1 - Expenses - Investment expenses				
	02/12/2021	36100	Investment Management Fees	133.69
	02/03/2022	36100	Investment Management Fees	60.29
	03/08/2021	36100	Investment Management Fees	136.09
	02/07/2021	36100	Investment Management Fees	67.52
	02/02/2022	36100	Investment Management Fees	136.97
	04/10/2021	36100	Investment Management Fees	67.54
	03/11/2021	36100	Investment Management Fees	137.56
	02/12/2021	36100	Investment Management Fees	67.58
	02/09/2021	36100	Investment Management Fees	137.86
	05/01/2022	36100	Investment Management Fees	138.80
	03/11/2021	36100	Investment Management Fees	69.87
	02/03/2022	36100	Investment Management Fees	340.79
	02/09/2021	36100	Investment Management Fees	70.97
	02/12/2021	36100	Investment Management Fees	372.79
	03/11/2021	36100	Investment Management Fees	379.21
	05/01/2022	36100	Investment Management Fees	71.10
	02/02/2022	36100	Investment Management Fees	381.92
	02/03/2022	36100	Investment Management Fees	123.23
	02/07/2021	36100	Investment Management Fees	131.56
	04/10/2021	36100	Investment Management Fees	133.17
	05/01/2022	36100	Investment Management Fees	386.48
	04/10/2021	36100	Investment Management Fees	761.43
	02/07/2021	36100	Investment Management Fees	1,224.68
	03/08/2021	36100	Investment Management Fees	1,259.64
	02/09/2021	36100	Investment Management Fees	1,305.39
	02/02/2022	36100	Investment Management Fees	66.10
	03/08/2021	36100	Investment Management Fees	68.96
	04/10/2021	36100	Investment Management Fees	358.88
	02/03/2022	36100	Investment Management Fees	586.00
	02/12/2021	36100	Investment Management Fees	637.93
	03/11/2021	36100	Investment Management Fees	651.34
	02/02/2022	36100	Investment Management Fees	654.88
	05/01/2022	36100	Investment Management Fees	660.88
	02/06/2022	36100	Investment Management Fees	64.91
	03/05/2022	36100	Investment Management Fees	70.10
	05/04/2022	36100	Investment Management Fees	73.21
	03/05/2022	36100	Investment Management Fees	132.39
	02/06/2022	36100	Investment Management Fees	135.01
	05/04/2022	36100	Investment Management Fees	137.33
	03/05/2022	36100	Investment Management Fees	362.64
	02/06/2022	36100	Investment Management Fees	363.63
	05/04/2022	36100	Investment Management Fees	369.41
	03/05/2022	36100	Investment Management Fees	624.59

Olbertz Superannuation Fund

Tax Reconciliation Report

For the year ended 30 June 2022

Tax Return Label	Date	Account Code	Account Name	Amount \$
I1 - Expenses - Investment expenses				
	02/06/2022	36100	Investment Management Fees	630.82
	05/04/2022	36100	Investment Management Fees	638.40
	22/04/2022	36100	Investment Management Fees	(25.14)
	30/06/2022	23800/TFUT	The Fortune Unit Trust	11,821.00
Sub-Total				27,179.40
Ignore Cents				0.40
Total				27,179.00
J1 - Expenses - Management and administration expenses				
	22/07/2021	30100	Accountancy Fees	11,794.64
	25/11/2021	30100	Accountancy Fees	482.00
	30/07/2021	30800	ASIC Fees	273.00
	10/06/2022	30800	ASIC Fees	276.00
	30/06/2022	30400	ATO Supervisory Levy	259.00
Sub-Total				13,084.64
Ignore Cents				0.64
Total				13,084.00
N - TOTAL DEDUCTIONS				
				41,548.00
Sub-Total				41,548.00
Ignore Cents				0.00
Total				41,548.00
O - TAXABLE INCOME OR LOSS				
				179,995.00
Sub-Total				179,995.00
Ignore Cents				0.00
Total				179,995.00
Z - TOTAL SMSF EXPENSES				
				41,548.00
Sub-Total				41,548.00
Ignore Cents				0.00
Total				41,548.00
A - Taxable income				
				179,995.00
Sub-Total				179,995.00
Ignore Cents				0.00
Total				179,995.00
T1 - Tax on taxable income				
				26,999.25

Olbertz Superannuation Fund

Tax Reconciliation Report

For the year ended 30 June 2022

Tax Return Label	Date	Account Code	Account Name	Amount \$
T1 - Tax on taxable income				
Sub-Total				26,999.25
Ignore Cents				0.00
Total				26,999.25
B - Gross Tax				
				26,999.25
Sub-Total				26,999.25
Ignore Cents				0.00
Total				26,999.25
C1 - Foreign income tax offset				
	27/09/2021	23900/SKC.AX	Skycity Entertainment Group Limited	22.86
	17/12/2021	23900/JHX.AX	James Hardie Industries Plc	34.33
	30/06/2022	23900/LLC.AX1	Lendlease Group	3.27
	11/04/2022	23800/SSB3825AU	Western Asset Glb Bnd	0.51
	30/06/2022	23800/IOF0145AU1	Janus Henderson Tactical Income	1.41
	30/06/2022	23800/HOW8743AU	Kapstream Abs Ret Inc PI Fd - CI I	0.12
	30/06/2022	23800/AGENO2	Arrowstreet Global Equity No. 2 Fund - Class I	215.42
	30/06/2022	23800/ETL0171AU	AXA IM Sustainable Equity Fund	191.57
	30/06/2022	23800/BEG1488AU	Global Systematic Equities Fund	267.13
	30/06/2022	23800/ETL0172AU	MFS Concentrated Gbl Equ Tr (Ins)	88.99
	30/06/2022	23800/BEG1275AU	Fixed Income Strategy 2	0.14
	30/06/2022	23800/WHT2080AU	Resolution Capital Glb Prop Sec CIB	51.18
	30/06/2022	23800/TGP0034AU	ClrBrge RARE Infrast Vlue Fd Unhdd	83.62
Sub-Total				960.55
Ignore Cents				0.00
Total				960.55
C - Non-refundable non-carry forward tax offsets				
				960.55
Sub-Total				960.55
Ignore Cents				0.00
Total				960.55
T2 - SUBTOTAL				
				26,038.70
Sub-Total				26,038.70
Ignore Cents				0.00
Total				26,038.70
T3 - SUBTOTAL 2				
				26,038.70
Sub-Total				26,038.70
Ignore Cents				0.00
Total				26,038.70

Olbertz Superannuation Fund

Tax Reconciliation Report

For the year ended 30 June 2022

Tax Return Label	Date	Account Code	Account Name	Amount \$
E1 - Complying fund's franking credits tax offset				
	01/07/2021	23900/ANZ.AX	Australia And New Zealand Banking Group Limited	68.40
	02/07/2021	23900/ALL.AX	Aristocrat Leisure Limited	25.39
	02/07/2021	23900/MQG.AX	Macquarie Group Limited	71.79
	02/07/2021	23900/NAB.AX	National Australia Bank Limited	265.63
	05/07/2021	23900/ALQ.AX	Als Limited	44.94
	09/09/2021	23900/DMP.AX	Domino's Pizza Enterprises Ltd	20.94
	13/09/2021	23900/CPU.AX	Computershare Limited.	27.50
	17/09/2021	23900/TAH.AX	Tabcorp Holdings Limited	107.37
	21/09/2021	23900/BHP.AX	BHP Group Limited	835.53
	22/09/2021	23900/SUN.AX	Suncorp Group Limited	217.85
	23/09/2021	23900/RIO.AX	Rio Tinto Limited	97.72
	23/09/2021	23900/TLS.AX	Telstra Corporation Limited.	163.34
	24/09/2021	23900/IRE.AX	Iress Limited	33.57
	24/09/2021	23900/WPL.AX	Woodside Petroleum Ltd	102.35
	24/09/2021	23900/QBE.AX	QBE Insurance Group Limited	4.68
	28/09/2021	23900/COL.AX	Coles Group Limited.	68.52
	29/09/2021	23900/CBA.AX	Commonwealth Bank Of Australia.	54.86
	30/09/2021	23900/CSL.AX	CSL Limited	2.66
	05/10/2021	23900/CWY.AX	Cleanaway Waste Management Limited	12.70
	05/10/2021	23900/SEK.AX	Seek Limited	32.83
	07/10/2021	23900/S32.AX	South32 Limited	115.38
	13/10/2021	23900/TPG.AX	TPG Telecom Limited.	15.36
	22/10/2021	23900/QUB.AX	Qube Holdings Limited	52.64
	14/12/2021	23900/MQG.AX	Macquarie Group Limited	62.95
	15/12/2021	23900/NAB.AX	National Australia Bank Limited	291.45
	17/12/2021	23900/ALL.AX	Aristocrat Leisure Limited	41.45
	17/12/2021	23900/ALQ.AX	Als Limited	16.25
	16/03/2022	23900/DMP.AX	Domino's Pizza Enterprises Ltd	9.54
	16/03/2022	23900/CPU.AX	Computershare Limited.	44.00
	16/03/2022	23900/TAH.AX	Tabcorp Holdings Limited	94.05
	16/03/2022	23900/IRE.AX	Iress Limited	11.80
	16/03/2022	23900/BHP.AX	BHP Group Limited	792.69
	16/03/2022	23900/WPL.AX	Woodside Petroleum Ltd	409.03
	28/03/2022	23900/EDV.AX	Endeavour Group Limited	48.54
	30/03/2022	23900/CBA.AX	Commonwealth Bank Of Australia.	42.75
	01/04/2022	23900/SUN.AX	Suncorp Group Limited	104.39
	01/04/2022	23900/TLS.AX	Telstra Corporation Limited.	135.94
	07/04/2022	23900/SEK.AX	Seek Limited	38.84
	07/04/2022	23900/S32.AX	South32 Limited	124.49
	08/04/2022	23900/QUB.AX	Qube Holdings Limited	45.12
	12/04/2022	23900/QBE.AX	QBE Insurance Group Limited	9.34
	13/04/2022	23900/TPG.AX	TPG Telecom Limited.	22.26

Olbertz Superannuation Fund

Tax Reconciliation Report

For the year ended 30 June 2022

Tax Return Label	Date	Account Code	Account Name	Amount \$
E1 - Complying fund's franking credits tax offset				
	21/04/2022	23900/RIO.AX	Rio Tinto Limited	184.65
	30/06/2022	23900/BHP.AX	BHP Group Limited	2,365.66
	30/06/2022	23800/IOF0145AU1	Janus Henderson Tactical Income	4.13
	30/06/2022	23800/ETL0171AU	AXA IM Sustainable Equity Fund	1.76
	30/06/2022	23800/WHT2080AU	Resolution Capital Glb Prop Sec CIB	0.12
	30/06/2022	23800/TGP0034AU	ClrBrge RARE Infrast Vlue Fd Unhdd	0.56
Sub-Total				7,343.71
Ignore Cents				0.00
Total				7,343.71
E - Refundable tax offsets				
				7,343.71
Sub-Total				7,343.71
Ignore Cents				0.00
Total				7,343.71
T5 - TAX PAYABLE				
				18,694.99
Sub-Total				18,694.99
Ignore Cents				0.00
Total				18,694.99
K - PAYG instalments raised				
	06/01/2022	85000	Income Tax Payable/Refundable	7,848.00
	25/03/2022	85000	Income Tax Payable/Refundable	7,848.00
	22/04/2022	85000	Income Tax Payable/Refundable	7,848.00
	30/06/2022	85000	Income Tax Payable/Refundable	7,848.00
Sub-Total				31,392.00
Ignore Cents				0.00
Total				31,392.00
L - Supervisory levy				
				259.00
Sub-Total				259.00
Ignore Cents				0.00
Total				259.00
S - AMOUNT DUE OR REFUNDABLE				
				(12,438.01)
Sub-Total				(12,438.01)
Ignore Cents				0.00
Total				(12,438.01)

Olbertz Superannuation Fund

Statement of Taxable Income

For the year ended 30 June 2022

	2022
	\$
Benefits accrued as a result of operations	(2,137,679.67)
Less	
Other Non Taxable Income	11,821.00
Realised Accounting Capital Gains	28,014.80
Accounting Trust Distributions	105,421.09
Non Taxable Contributions	220,000.00
	<u>365,256.89</u>
Add	
Decrease in MV of investments	2,478,069.44
Pension Payments	60,000.00
Franking Credits	7,343.71
Foreign Credits	960.55
Net Capital Gains	49,478.00
Taxable Trust Distributions	83,280.51
Distributed Foreign income	3,802.22
	<u>2,682,934.43</u>
SMSF Annual Return Rounding	(2.87)
Taxable Income or Loss	<u>179,995.00</u>
Income Tax on Taxable Income or Loss	26,999.25
Less	
Franking Credits	7,343.71
Foreign Credits	960.55
	<u>18,694.99</u>
CURRENT TAX OR REFUND	<u>18,694.99</u>
Supervisory Levy	259.00
Income Tax Instalments Paid	(31,392.00)
AMOUNT DUE OR REFUNDABLE	<u>(12,438.01)</u>

* Distribution tax components review process has not been completed for the financial year.

Olbertz Superannuation Fund

General Ledger

As at 30 June 2022

Transaction Date	Description	Units	Debit	Credit	Balance \$
Distributions Received (23800)					
<u>Betashares Australian High Interest Cash Etf (AAA.AX)</u>					
30/06/2022	2022 Debtors			12,245.92	12,245.92 CR
				12,245.92	12,245.92 CR
<u>Arrowstreet Global Equity No. 2 Fund - Class I (AGENO2)</u>					
30/06/2022	2022 Debtors			4,101.67	4,101.67 CR
				4,101.67	4,101.67 CR
<u>Fixed Income Strategy 2 (BEG1275AU)</u>					
20/10/2021	Deposit - Income BEG1275AU			103.20	103.20 CR
24/01/2022	Deposit - Income BEG1275AU			98.64	201.84 CR
26/04/2022	Deposit - Income BEG1275AU			2.47	204.31 CR
30/06/2022	2022 Debtors			1.72	206.03 CR
				206.03	206.03 CR
<u>Global Systematic Equities Fund (BEG1488AU)</u>					
30/06/2022	2022 Debtors			2,513.62	2,513.62 CR
				2,513.62	2,513.62 CR
<u>Multi Strategy Alternative Fund (BEG8635AU)</u>					
30/06/2022	2022 Debtors			536.17	536.17 CR
				536.17	536.17 CR
<u>CC JCB Active Bond Fund - Class B (CHN3749AU)</u>					
11/01/2022	Deposit - Income CHN3749AU			53.71	53.71 CR
				53.71	53.71 CR
<u>PIMCO Global Bond Fd - Ws Class (ETL0018AU1)</u>					
07/10/2021	Deposit - Income ETL0018AU			28.77	28.77 CR
21/01/2022	Deposit - Income ETL0018AU			7.44	36.21 CR
30/06/2022	2022 Debtors			42.54	78.75 CR
				78.75	78.75 CR
<u>AXA IM Sustainable Equity Fund (ETL0171AU)</u>					
30/06/2022	2022 Debtors			2,389.76	2,389.76 CR
				2,389.76	2,389.76 CR
<u>MFS Concentrated Gbl Equ Tr (Ins) (ETL0172AU)</u>					
30/06/2022	2022 Debtors			1,581.78	1,581.78 CR
				1,581.78	1,581.78 CR
<u>Kapstream Abs Ret Inc Pl Fd - Cl I (HOW8743AU)</u>					
19/10/2021	Deposit - Income HOW8743AU			75.87	75.87 CR
14/01/2022	Deposit - Income HOW8743AU			75.71	151.58 CR
14/04/2022	Deposit - Income HOW8743AU			75.39	226.97 CR
30/06/2022	2022 Debtors			84.46	311.43 CR
				311.43	311.43 CR
<u>Janus Henderson Tactical Income (IOF0145AU1)</u>					
19/01/2022	Deposit - Income IOF0145AU			43.58	43.58 CR
11/04/2022	Deposit - Income IOF0145AU			167.00	210.58 CR
30/06/2022	2022 Debtors			684.05	894.63 CR
				894.63	894.63 CR

Olbertz Superannuation Fund

General Ledger

As at 30 June 2022

Transaction Date	Description	Units	Debit	Credit	Balance \$
<u>Freehold Australian Property Fund (LAM0044AU)</u>					
18/10/2021	Deposit - Income LAM0044AU			1,450.87	1,450.87 CR
18/01/2022	Deposit - Income LAM0044AU			1,335.36	2,786.23 CR
10/05/2022	Deposit - Income LAM0044AU			1,319.28	4,105.51 CR
30/06/2022	2022 Debtors			1,802.66	5,908.17 CR
				5,908.17	5,908.17 CR
<u>Antares Diversified Fixed Income (PPL8808AU)</u>					
08/10/2021	Deposit - Income PPL8808AU			109.10	109.10 CR
30/06/2022	2022 Debtors			8.40	117.50 CR
				117.50	117.50 CR
<u>Mutual Credit Fund (PRM8256AU)</u>					
14/10/2021	Deposit - Income PRM8256AU			491.79	491.79 CR
19/01/2022	Deposit - Income PRM8256AU			661.40	1,153.19 CR
13/04/2022	Deposit - Income PRM8256AU			598.01	1,751.20 CR
30/06/2022	2022 Debtors			525.37	2,276.57 CR
				2,276.57	2,276.57 CR
<u>Western Asset Glb Bnd (SSB3825AU)</u>					
11/10/2021	Deposit - Income SSB3825AU			98.98	98.98 CR
12/01/2022	Deposit - Income SSB3825AU			38.79	137.77 CR
11/04/2022	Deposit - Income SSB3825AU			62.12	199.89 CR
				199.89	199.89 CR
<u>The Fortune Unit Trust (TFUT)</u>					
30/06/2022	Distribution from Fortune Unit Trust 2022			65,750.00	65,750.00 CR
				65,750.00	65,750.00 CR
<u>ClrBrge RARE Infrast Vlue Fd Unhdd (TGP0034AU)</u>					
11/10/2021	Deposit - Income TGP0034AU			522.53	522.53 CR
19/01/2022	Deposit - Income TGP0034AU			870.88	1,393.41 CR
08/04/2022	Deposit - Income TGP0034AU			706.45	2,099.86 CR
30/06/2022	2022 Debtors			1,744.35	3,844.21 CR
				3,844.21	3,844.21 CR
<u>Resolution Capital Glb Prop Sec CIB (WHT2080AU)</u>					
19/10/2021	Deposit - Income WHT2080AU			69.12	69.12 CR
19/01/2022	Deposit - Income WHT2080AU			49.37	118.49 CR
20/04/2022	Deposit - Income WHT2080AU			57.17	175.66 CR
19/05/2022	Deposit - Income WHT2080AU			989.51	1,165.17 CR
30/06/2022	2022 Debtors			1,246.11	2,411.28 CR
				2,411.28	2,411.28 CR
<u>Dividends Received (23900)</u>					
<u>Aristocrat Leisure Limited (ALL.AX)</u>					
02/07/2021	Deposit - Share Income ALL			59.25	59.25 CR
17/12/2021	Deposit - Share Income ALL [System Matched Income Data]			96.72	155.97 CR
				155.97	155.97 CR
<u>Als Limited (ALQ.AX)</u>					
05/07/2021	Deposit - Share Income ALQ			149.80	149.80 CR

Olbertz Superannuation Fund

General Ledger

As at 30 June 2022

Transaction Date	Description	Units	Debit	Credit	Balance \$
17/12/2021	Deposit - Share Income ALQ [System Matched Income Data]			126.40	276.20 CR
				276.20	276.20 CR
<u>Australia And New Zealand Banking Group Limited (ANZ.AX)</u>					
01/07/2021	Deposit - Share Income ANZ [System Matched Income Data]			159.60	159.60 CR
				159.60	159.60 CR
<u>BHP Group Limited (BHP.AX)</u>					
21/09/2021	Deposit - Share Income BHP [System Matched Income Data]			1,949.56	1,949.56 CR
16/03/2022	Deposit - Share Income BHP			1,849.62	3,799.18 CR
30/06/2022	BHP and WPL Demerger Income			5,519.88	9,319.06 CR
				9,319.06	9,319.06 CR
<u>Commonwealth Bank Of Australia. (CBA.AX)</u>					
29/09/2021	Deposit - Share Income CBA [System Matched Income Data]			128.00	128.00 CR
30/03/2022	Deposit - Share Income CBA [System Matched Income Data]			99.75	227.75 CR
				227.75	227.75 CR
<u>Coles Group Limited. (COL.AX)</u>					
28/09/2021	Deposit - Share Income COL [System Matched Income Data]			159.88	159.88 CR
				159.88	159.88 CR
<u>Computershare Limited. (CPU.AX)</u>					
13/09/2021	Deposit - Share Income CPU [System Matched Income Data]			163.99	163.99 CR
16/03/2022	Deposit - Share Income CPU			171.12	335.11 CR
				335.11	335.11 CR
<u>CSL Limited (CSL.AX)</u>					
30/09/2021	Deposit - Share Income CSL			62.00	62.00 CR
06/04/2022	Deposit - Share Income CSL			153.67	215.67 CR
				215.67	215.67 CR
<u>Cleanaway Waste Management Limited (CWY.AX)</u>					
05/10/2021	Deposit - Share Income CWY [System Matched Income Data]			29.63	29.63 CR
				29.63	29.63 CR
<u>Domino's Pizza Enterprises Ltd (DMP.AX)</u>					
09/09/2021	Deposit - Share Income DMP			69.78	69.78 CR
16/03/2022	Deposit - Share Income DMP			31.82	101.60 CR
				101.60	101.60 CR
<u>Endeavour Group Limited (EDV.AX)</u>					
28/03/2022	Deposit - Share Income EDV			113.25	113.25 CR
				113.25	113.25 CR
<u>Iress Limited (IRE.AX)</u>					
24/09/2021	Deposit - Share Income IRE			97.92	97.92 CR
16/03/2022	Deposit - Share Income IRE			183.60	281.52 CR
				281.52	281.52 CR
<u>James Hardie Industries Plc (JHX.AX)</u>					
17/12/2021	Deposit - Share Income JHX			102.99	102.99 CR
				102.99	102.99 CR

Olbertz Superannuation Fund

General Ledger

As at 30 June 2022

Transaction Date	Description	Units	Debit	Credit	Balance \$
<u>Lendlease Group (LLC.AX1)</u>					
15/09/2021	Deposit - Share Income LLC			103.08	103.08 CR
16/03/2022	Deposit - Share Income LLC			65.19	168.27 CR
30/06/2022	2022 Debtors			73.12	241.39 CR
				241.39	241.39 CR
<u>Macquarie Group Limited (MQG.AX)</u>					
02/07/2021	Deposit - Share Income MQG			418.75	418.75 CR
14/12/2021	Deposit - Share Income MQG [System Matched Income Data]			367.20	785.95 CR
				785.95	785.95 CR
<u>National Australia Bank Limited (NAB.AX)</u>					
02/07/2021	Deposit - Share Income NAB			619.80	619.80 CR
15/12/2021	Deposit - Share Income NAB [System Matched Income Data]			680.05	1,299.85 CR
				1,299.85	1,299.85 CR
<u>QBE Insurance Group Limited (QBE.AX)</u>					
24/09/2021	Deposit - Share Income QBE			109.12	109.12 CR
12/04/2022	Deposit - Share Income QBE [System Matched Income Data]			217.93	327.05 CR
				327.05	327.05 CR
<u>Qube Holdings Limited (QUB.AX)</u>					
22/10/2021	Deposit - Share Income QUB [System Matched Income Data]			122.82	122.82 CR
08/04/2022	Deposit Share Income QUB [System Matched Income Data]			105.27	228.09 CR
				228.09	228.09 CR
<u>Rio Tinto Limited (RIO.AX)</u>					
23/09/2021	Deposit - Share Income RIO			228.02	228.02 CR
21/04/2022	Deposit - Share Income RIO [System Matched Income Data]			430.85	658.87 CR
				658.87	658.87 CR
<u>South32 Limited (S32.AX)</u>					
07/10/2021	Deposit - Share Income S32 [System Matched Income Data]			269.22	269.22 CR
07/04/2022	Deposit - Share Income S32 [System Matched Income Data]			290.47	559.69 CR
				559.69	559.69 CR
<u>Seek Limited (SEK.AX)</u>					
05/10/2021	Deposit - Share Income SEK [System Matched Income Data]			76.60	76.60 CR
07/04/2022	Deposit - Share Income SEK [System Matched Income Data]			90.62	167.22 CR
				167.22	167.22 CR
<u>Skycity Entertainment Group Limited (SKC.AX)</u>					
27/09/2021	Deposit - Share Income SKC			129.53	129.53 CR
				129.53	129.53 CR
<u>Suncorp Group Limited (SUN.AX)</u>					
22/09/2021	Deposit - Share Income SUN			508.32	508.32 CR
01/04/2022	Deposit - Share Income SUN [System Matched Income Data]			243.57	751.89 CR
				751.89	751.89 CR
<u>Tabcorp Holdings Limited (TAH.AX)</u>					

Olbertz Superannuation Fund

General Ledger

As at 30 June 2022

Transaction Date	Description	Units	Debit	Credit	Balance \$
17/09/2021	Deposit - Share Income TAH			250.53	250.53 CR
16/03/2022	Deposit - Share Income TAH			219.44	469.97 CR
				469.97	469.97 CR
<u>Telstra Corporation Limited. (TLS.AX)</u>					
23/09/2021	Deposit - Share Income TLS			381.12	381.12 CR
01/04/2022	Deposit Share Income TLS [System Matched Income Data]			317.20	698.32 CR
				698.32	698.32 CR
<u>TPG Telecom Limited. (TPG.AX)</u>					
13/10/2021	Deposit - Share Income TPG [System Matched Income Data]			35.84	35.84 CR
13/04/2022	Deposit - Share Income TPG [System Matched Income Data]			51.94	87.78 CR
				87.78	87.78 CR
<u>Virgin Money Uk Plc (VUK.AX)</u>					
11/03/2022	Deposit - Share Income VUK			30.43	30.43 CR
				30.43	30.43 CR
<u>Woodside Petroleum Ltd (WPL.AX)</u>					
24/09/2021	Deposit - Share Income WPL			238.82	238.82 CR
16/03/2022	Deposit - Share Income WPL			954.41	1,193.23 CR
				1,193.23	1,193.23 CR
Contributions (24200)					
<u>(Contributions) Olbertz, Dirk - Accumulation (OLBDIR00001A)</u>					
03/06/2022	Olbertz 03062022 Olb Ertz Hold			27,500.00	27,500.00 CR
24/06/2022	JBN000049 240622 Olb Ertz Hold			110,000.00	137,500.00 CR
				137,500.00	137,500.00 CR
<u>(Contributions) Olbertz, Ralph - Accumulation (OLBRAL00001A)</u>					
30/07/2021	Super Con Ralph Olbe Rtz Hold			100,000.00	100,000.00 CR
03/06/2022	Olbertz 03062022 Olb Ertz Hold			27,500.00	127,500.00 CR
24/06/2022	JBN000049 240622 Olb Ertz Hold			10,000.00	137,500.00 CR
				137,500.00	137,500.00 CR
Changes in Market Values of Investments (24700)					
<u>Changes in Market Values of Investments (24700)</u>					
06/07/2021	Deposit - #F443793016 ALQ Sell (ALQ.AX)			655.69	655.69 CR
06/07/2021	Unrealised Gain writeback as at 06/07/2021 (ALQ.AX)			45.03	700.72 CR
06/07/2021	Deposit - #F443792859 REA Sell (REA.AX)			849.75	1,550.47 CR
06/07/2021	Unrealised Gain writeback as at 06/07/2021 (REA.AX)		250.18		1,300.29 CR
19/07/2021	Deposit - #F443921360 REA Sell (REA.AX)			1,397.23	2,697.52 CR
19/07/2021	Unrealised Gain writeback as at 19/07/2021 (REA.AX)		389.17		2,308.35 CR
26/07/2021	Deposit - #F443981365 S32 Sell (S32.AX)		10.37		2,297.98 CR
02/08/2021	Deposit - #F444062547 ALQ Sell (ALQ.AX)			441.64	2,739.62 CR
02/08/2021	Unrealised Gain writeback as at 02/08/2021 (ALQ.AX)			30.36	2,769.98 CR
02/08/2021	Deposit - #F444062690 JHX Sell (JHX.AX)			211.00	2,980.98 CR
02/08/2021	Unrealised Gain writeback as at		243.38		2,737.60 CR

Olbertz Superannuation Fund

General Ledger

As at 30 June 2022

Transaction Date	Description	Units	Debit	Credit	Balance \$
	02/08/2021 (JHX.AX)				
16/08/2021	Deposit - #F44420605 ALL Sell (ALL.AX)			90.57	2,828.17 CR
16/08/2021	Unrealised Gain writeback as at 16/08/2021 (ALL.AX)		13.62		2,814.55 CR
16/08/2021	Deposit - #F444202187 CPU Sell (CPU.AX)			123.41	2,937.96 CR
16/08/2021	Unrealised Gain writeback as at 16/08/2021 (CPU.AX)		27.83		2,910.13 CR
16/08/2021	Deposit - #F444204158 RIO Sell (RIO.AX)			612.52	3,522.65 CR
16/08/2021	Unrealised Gain writeback as at 16/08/2021 (RIO.AX)		256.97		3,265.68 CR
25/08/2021	Deposit - #F444311159 CBA Sell (CBA.AX)			19.18	3,284.86 CR
26/08/2021	Deposit - Managed Fund Sell (ETL0172AU) (Auto reprocessed due to distribution entered / deleted on 30/06/2022) (ETL0172AU)			195.94	3,480.80 CR
26/08/2021	Unrealised Gain writeback as at 26/08/2021 (ETL0172AU)		11.43		3,469.37 CR
26/08/2021	Deposit - Managed Fund Sell (WHT2080AU) (Auto reprocessed due to distribution entered / deleted on 30/06/2022) (WHT2080AU)			143.43	3,612.80 CR
26/08/2021	Unrealised Gain writeback as at 26/08/2021 (WHT2080AU)			30.38	3,643.18 CR
30/08/2021	Deposit - Managed Fund Sell (ETL0171AU) (Auto reprocessed due to distribution entered / deleted on 30/06/2022) (ETL0171AU)			356.28	3,999.46 CR
01/09/2021	Deposit - Managed Fund Sell (BSC0004AU) (BSC0004AU)			1,575.80	5,575.26 CR
01/09/2021	Unrealised Gain writeback as at 01/09/2021 (BSC0004AU)		1,085.77		4,489.49 CR
07/09/2021	Deposit - #F444421272 DMP Sell (DMP.AX)			1,241.54	5,731.03 CR
07/09/2021	Unrealised Gain writeback as at 07/09/2021 (DMP.AX)		189.69		5,541.34 CR
16/09/2021	Deposit - #F444531137 DMP Sell (DMP.AX)			566.05	6,107.39 CR
16/09/2021	Unrealised Gain writeback as at 16/09/2021 (DMP.AX)		79.04		6,028.35 CR
17/09/2021	Deposit - #F444541337 CWY Sell (CWY.AX)			594.08	6,622.43 CR
17/09/2021	Unrealised Gain writeback as at 17/09/2021 (CWY.AX)		42.71		6,579.72 CR
22/09/2021	Deposit - #F444591326 DMP Sell (DMP.AX)			886.07	7,465.79 CR
22/09/2021	Unrealised Gain writeback as at 22/09/2021 (DMP.AX)		126.46		7,339.33 CR
22/11/2021	Deposit - Custody Share sell (ALLR) [Renounceable Rights Issue - Sold / transferred 18 units of ALLR.AX.] (ALLR.AX)			85.50	7,424.83 CR
14/02/2022	Deposit - #F44602544 JHX Sell (JHX.AX)			3,799.15	11,223.98 CR
14/02/2022	Unrealised Gain writeback as at 14/02/2022 (JHX.AX)		1,132.99		10,090.99 CR
15/02/2022	Deposit #F44603504 MQG Sell (MQG.AX)			248.31	10,339.30 CR
15/02/2022	Unrealised Gain writeback as at 15/02/2022 (MQG.AX)		107.50		10,231.80 CR
21/02/2022	Deposit - #6624330 SEK Sell (SEK.AX)			83.28	10,148.52 CR
21/02/2022	Unrealised Gain writeback as at 21/02/2022 (SEK.AX)		249.11		9,899.41 CR
21/02/2022	Deposit - #6620927 COL Sell (COL.AX)			307.34	10,206.75 CR
21/02/2022	Unrealised Gain writeback as at 21/02/2022 (COL.AX)		460.87		9,745.88 CR

Olbertz Superannuation Fund

General Ledger

As at 30 June 2022

Transaction Date	Description	Units	Debit	Credit	Balance \$
21/02/2022	Deposit - #6620977 CPU Sell (CPU.AX)			488.70	10,234.58 CR
21/02/2022	Unrealised Gain writeback as at 21/02/2022 (CPU.AX)		40.48		10,194.10 CR
21/02/2022	Deposit - #6620916 CBA Sell (CBA.AX)			73.54	10,267.64 CR
21/02/2022	Deposit - #6621800 DMP Sell (DMP.AX)			951.09	11,218.73 CR
21/02/2022	Unrealised Gain writeback as at 21/02/2022 (DMP.AX)		331.95		10,886.78 CR
21/02/2022	Deposit - #6622994 MQG Sell (MQG.AX)			120.19	11,006.97 CR
21/02/2022	Unrealised Gain writeback as at 21/02/2022 (MQG.AX)		46.07		10,960.90 CR
21/02/2022	Deposit - #6623506 S32 Sell (S32.AX)			1,264.69	12,225.59 CR
21/02/2022	Deposit - #6625223 TAH Sell (TAH.AX)			169.72	12,395.31 CR
21/02/2022	Unrealised Gain writeback as at 21/02/2022 (TAH.AX)			94.32	12,489.63 CR
21/02/2022	Deposit - #6625450 TLS Sell (TLS.AX)			658.90	13,148.53 CR
21/02/2022	Unrealised Gain writeback as at 21/02/2022 (TLS.AX)			1.16	13,149.69 CR
23/02/2022	Deposit - Managed Fund Sell (MAQ8743AU) (Auto reprocessed due to distribution entered / deleted on 30/06/2022) (AGENO2)			37.40	13,187.09 CR
23/02/2022	Unrealised Gain writeback as at 23/02/2022 (AGENO2)			34.38	13,221.47 CR
25/02/2022	Deposit - #F446151194 CPU Sell (CPU.AX)			433.60	13,655.07 CR
25/02/2022	Unrealised Gain writeback as at 25/02/2022 (CPU.AX)		37.95		13,617.12 CR
25/02/2022	Deposit - #F446151195 JHX Sell (JHX.AX)			3,284.44	16,901.56 CR
25/02/2022	Unrealised Gain writeback as at 25/02/2022 (JHX.AX)		965.14		15,936.42 CR
25/02/2022	Deposit - #F446151193 S32 Sell (S32.AX)			1,079.53	17,015.95 CR
28/02/2022	Deposit - Managed Fund Sell (ETL0171AU) (Auto reprocessed due to distribution entered / deleted on 30/06/2022) (ETL0171AU)			91.33	17,107.28 CR
28/02/2022	Deposit - Managed Fund Sell (BEG1488AU) (Auto reprocessed due to distribution entered / deleted on 30/06/2022) (BEG1488AU)			832.84	17,940.12 CR
28/02/2022	Unrealised Gain writeback as at 28/02/2022 (BEG1488AU)		65.19		17,874.93 CR
07/03/2022	Deposit - Managed Fund Sell (LAM0044AU) (Auto reprocessed due to distribution entered / deleted on 30/06/2021) (LAM0044AU)			376.14	18,251.07 CR
08/03/2022	Deposit - Managed Fund Sell (PAC0001AU) (PCOINV)		140.45		18,110.62 CR
08/03/2022	Unrealised Gain writeback as at 08/03/2022 (PCOINV)			24.18	18,134.80 CR
08/03/2022	Deposit - #F446241465 CPU Sell (CPU.AX)			548.30	18,683.10 CR
08/03/2022	Unrealised Gain writeback as at 08/03/2022 (CPU.AX)		52.29		18,630.81 CR
15/03/2022	Deposit - #F44631942 WPL Sell (WPL.AX)		35.71		18,595.10 CR
15/03/2022	Unrealised Gain writeback as at 15/03/2022 (WPL.AX)			168.32	18,763.42 CR
17/03/2022	Deposit - #F446351422 VUK Sell (VUK.AX)			869.15	19,632.57 CR
17/03/2022	Unrealised Gain writeback as at 17/03/2022 (VUK.AX)			2,531.51	22,164.08 CR
17/03/2022	Deposit - #F446353033 XRO Sell (XRO.AX)		1,264.39		20,899.69 CR
29/03/2022	Deposit - #F446451196 MQG Sell (MQG.			662.81	21,562.50 CR

Olbertz Superannuation Fund

General Ledger

As at 30 June 2022

Transaction Date	Description	Units	Debit	Credit	Balance \$
	AX)				
29/03/2022	Unrealised Gain writeback as at 29/03/2022 (MQG.AX)		138.21		21,424.29 CR
28/04/2022	Deposit - #F44677519 CPU Sell (CPU.AX)			841.25	22,265.54 CR
28/04/2022	Unrealised Gain writeback as at 28/04/2022 (CPU.AX)		436.16		21,829.38 CR
28/04/2022	Deposit - #F44677520 NAB Sell (NAB.AX)			313.83	22,143.21 CR
28/04/2022	Unrealised Gain writeback as at 28/04/2022 (NAB.AX)		545.05		21,598.16 CR
28/04/2022	Deposit - #F44677518 WPL Sell (WPL.AX)		120.46		21,477.70 CR
28/04/2022	Unrealised Gain writeback as at 28/04/2022 (WPL.AX)			256.70	21,734.40 CR
04/05/2022	Deposit - #F446832858 MQG Sell (MQG.AX)			1,004.03	22,738.43 CR
04/05/2022	Unrealised Gain writeback as at 04/05/2022 (MQG.AX)		782.61		21,955.82 CR
04/05/2022	Deposit - #F446832223 QUB Sell (QUB.AX)		49.45		21,906.37 CR
04/05/2022	Unrealised Gain writeback as at 04/05/2022 (QUB.AX)		328.27		21,578.10 CR
14/05/2022	Deposit - #F446921266 TAH Sell (TAH.AX)			154.77	21,732.87 CR
14/05/2022	Unrealised Gain writeback as at 14/05/2022 (TAH.AX)		502.87		21,230.00 CR
25/05/2022	Deposit Managed Fund Sell (HOW8743AU) (HOW8743AU)		9.31		21,220.69 CR
25/05/2022	Unrealised Gain writeback as at 25/05/2022 (HOW8743AU)			6.13	21,226.82 CR
25/05/2022	Deposit - Managed Fund Sell (TGP0034AU) (Auto reprocessed due to distribution entered / deleted on 30/06/2022) (TGP0034AU)		15.98		21,210.84 CR
25/05/2022	Unrealised Gain writeback as at 25/05/2022 (TGP0034AU)			13.99	21,224.83 CR
26/05/2022	Deposit - Managed Fund Sell (MAQ8743AU) (Auto reprocessed due to distribution entered / deleted on 30/06/2022) (AGENO2)		336.96		20,887.87 CR
26/05/2022	Unrealised Gain writeback as at 26/05/2022 (AGENO2)		1,199.89		19,687.98 CR
26/05/2022	Deposit - Managed Fund Sell (ETL0172AU) (Auto reprocessed due to distribution entered / deleted on 30/06/2022) (ETL0172AU)			98.25	19,786.23 CR
26/05/2022	Unrealised Gain writeback as at 26/05/2022 (ETL0172AU)		754.98		19,031.25 CR
27/05/2022	Deposit - Managed Fund Sell (LAM0044AU) (LAM0044AU)			458.22	19,489.47 CR
27/05/2022	Unrealised Gain writeback as at 27/05/2022 (LAM0044AU)		391.41		19,098.06 CR
30/05/2022	Deposit - Managed Fund Sell (PRM8256AU) (PRM8256AU)		50.71		19,047.35 CR
30/05/2022	Unrealised Gain writeback as at 30/05/2022 (PRM8256AU)		52.24		18,995.11 CR
30/05/2022	Deposit - Managed Fund Sell (ETL0171AU) (Auto reprocessed due to distribution entered / deleted on 30/06/2022) (ETL0171AU)			387.77	19,382.88 CR
30/05/2022	Unrealised Gain writeback as at 30/05/2022 (ETL0171AU)		846.97		18,535.91 CR
30/05/2022	Deposit - Managed Fund Sell (BEG1488AU) (Auto reprocessed due to distribution entered / deleted on 30/06/2022) (BEG1488AU)			612.58	19,148.49 CR
30/05/2022	Unrealised Gain writeback as at 30/05/2022 (BEG1488AU)		1,230.56		17,917.93 CR
07/06/2022	Deposit - #F44715324 EDV Sell (EDV.		62.38		17,855.55 CR

Olbertz Superannuation Fund

General Ledger

As at 30 June 2022

Transaction Date	Description	Units	Debit	Credit	Balance \$
	AX)				
07/06/2022	Deposit - #F44715688 QUB Sell (QUB.AX)			25.62	17,881.17 CR
07/06/2022	Unrealised Gain writeback as at 07/06/2022 (QUB.AX)		49.94		17,831.23 CR
08/06/2022	Deposit - Managed Fund Sell (PAC0001AU) (PCOINV)			117.58	17,948.81 CR
08/06/2022	Unrealised Gain writeback as at 08/06/2022 (PCOINV)			26.79	17,975.60 CR
15/06/2022	Deposit - #F447221086 MQG Sell (MQG.AX)		40.48		17,935.12 CR
15/06/2022	Unrealised Gain writeback as at 15/06/2022 (MQG.AX)		574.80		17,360.32 CR
15/06/2022	Deposit - #F447222667 NAB Sell (NAB.AX)		150.63		17,209.69 CR
15/06/2022	Unrealised Gain writeback as at 15/06/2022 (NAB.AX)		284.81		16,924.88 CR
15/06/2022	Deposit - #F447223554 QBE Sell (QBE.AX)		30.82		16,894.06 CR
15/06/2022	Unrealised Gain writeback as at 15/06/2022 (QBE.AX)		45.65		16,848.41 CR
22/06/2022	Deposit - #F447321365 QUB Sell (QUB.AX)			34.37	16,882.78 CR
22/06/2022	Unrealised Gain writeback as at 22/06/2022 (QUB.AX)		224.40		16,658.38 CR
29/06/2022	Deposit - #F447341845 S32 Sell (S32.AX)			50.09	16,708.47 CR
29/06/2022	Unrealised Gain writeback as at 29/06/2022 (S32.AX)		170.91		16,537.56 CR
29/06/2022	Deposit - #F447341844 TLS Sell (TLS.AX)		25.03		16,512.53 CR
29/06/2022	Unrealised Gain writeback as at 29/06/2022 (TLS.AX)		77.82		16,434.71 CR
30/06/2022	Revaluation - 30/06/2022 @ \$269.060000 (System Price) - 126.000000 Units on hand (CSL.AX)		1,166.71		15,268.00 CR
30/06/2022	Revaluation - 30/06/2022 @ \$0.892100 (Exit) - 15,896.480090 Units on hand (ETL0018AU)		1,656.64		13,611.36 CR
30/06/2022	Revaluation - 30/06/2022 @ \$1.075000 (Ex-Distribution) - 56,142.204370 Units on hand (AGENO2)		11,336.67		2,274.69 CR
30/06/2022	Revaluation - 30/06/2022 @ \$0.994500 (Exit) - 14,285.568220 Units on hand (WHT2080AU)		1,508.79		765.90 CR
30/06/2022	Revaluation - 30/06/2022 @ \$9.110000 (System Price) - 1,381.000000 Units on hand (LLC.AX)		3,265.43		2,499.53 DR
30/06/2022	Revaluation - 30/06/2022 @ \$102.700000 (System Price) - 95.000000 Units on hand (RIO.AX)		1,493.49		3,993.02 DR
30/06/2022	Revaluation - 30/06/2022 @ \$4,765.260000 (Net Asset Value) - 61.000000 Units on hand (40-Foot)			24,320.09	20,327.07 CR
30/06/2022	Revaluation - 30/06/2022 @ \$0.907490 (Exit) - 42,017.412270 Units on hand (PPL8808AU)		4,608.74		15,718.33 CR
30/06/2022	Revaluation - 30/06/2022 @ \$1.198300 (Exit) - 88,535.574730 Units on hand (LAM0044AU)			3,469.63	19,187.96 CR
30/06/2022	Revaluation - 30/06/2022 @ \$3.123300 (Exit) - 14,598.830330 Units on hand (ETL0172AU)		5,746.56		13,441.40 CR
30/06/2022	Revaluation - 30/06/2022 @ \$34.380000 (System Price) - 457.000000 Units on hand (ALL.AX)		3,388.59		10,052.81 CR
30/06/2022	Revaluation - 30/06/2022 @ \$0.000000 - 0.000000 Units on hand (REA.AX)		1,701.16		8,351.65 CR
30/06/2022	Revaluation - 30/06/2022 @ \$5.970000 (System Price) - 734.000000 Units on		114.74		8,236.91 CR

Olbertz Superannuation Fund

General Ledger

As at 30 June 2022

Transaction Date	Description	Units	Debit	Credit	Balance \$
	hand (TPG.AX)				
30/06/2022	Revaluation - 30/06/2022 @ \$0.000000 - 0.000000 Units on hand (WPL.AX)			1,830.72	10,067.63 CR
30/06/2022	Revaluation - 30/06/2022 @ \$1.449500 (Exit) - 41,983.008540 Units on hand (ETL0171AU)		3,025.42		7,042.21 CR
30/06/2022	Revaluation - 30/06/2022 @ \$7.570000 (System Price) - 1,074.000000 Units on hand (EDV.AX)			1,071.49	8,113.70 CR
30/06/2022	Revaluation - 30/06/2022 @ \$0.000000 - 0.000000 Units on hand (JHX.AX)		4,344.16		3,769.54 CR
30/06/2022	Revaluation - 30/06/2022 @ \$27.390000 (System Price) - 1,065.000000 Units on hand (NAB.AX)			1,648.06	5,417.60 CR
30/06/2022	Revaluation - 30/06/2022 @ \$10.980000 (System Price) - 1,059.000000 Units on hand (SUN.AX)		137.67		5,279.93 CR
30/06/2022	Revaluation - 30/06/2022 @ \$0.999100 (Exit) - 14,506.925150 Units on hand (HOW8743AU)		116.93		5,163.00 CR
30/06/2022	Revaluation - 30/06/2022 @ \$11.510000 (System Price) - 612.000000 Units on hand (IRE.AX)		856.80		4,306.20 CR
30/06/2022	Revaluation - 30/06/2022 @ \$0.884850 (Exit) - 16,021.466770 Units on hand (SSB3825AU)		2,166.68		2,139.52 CR
30/06/2022	Revaluation - 30/06/2022 @ \$12.150000 (System Price) - 1,179.000000 Units on hand (QBE.AX)			1,403.13	3,542.65 CR
30/06/2022	Revaluation - 30/06/2022 @ \$4.520000 (System Price) - 3,335.000000 Units on hand (TLC.AX)			5,435.36	8,978.01 CR
30/06/2022	Revaluation - 30/06/2022 @ \$0.777610 (Exit) - 95,310.765340 Units on hand (BSC0004AU)		45,200.04		36,222.03 DR
30/06/2022	Revaluation - 30/06/2022 @ \$2.730000 (System Price) - 2,604.000000 Units on hand (QUB.AX)		837.85		37,059.88 DR
30/06/2022	Revaluation - 30/06/2022 @ \$3.940000 (System Price) - 2,301.000000 Units on hand (S32.AX)			2,095.98	34,963.90 DR
30/06/2022	Revaluation - 30/06/2022 @ \$0.000000 - 0.000000 Units on hand (COL.AX)		105.80		35,069.70 DR
30/06/2022	Revaluation - 30/06/2022 @ \$10.680000 (System Price) - 893.000000 Units on hand (ALQ.AX)		3,224.09		38,293.79 DR
30/06/2022	Revaluation - 30/06/2022 @ \$1.007800 (Exit) - 23,785.179480 Units on hand (IOF0145AU)		1,520.47		39,814.26 DR
30/06/2022	Revaluation - 30/06/2022 @ \$21.000000 (System Price) - 426.000000 Units on hand (SEK.AX)		4,469.13		44,283.39 DR
30/06/2022	Revaluation - 30/06/2022 @ \$0.832500 (Exit) - 22,582.541320 Units on hand (BEG1275AU)		3,727.25		48,010.64 DR
30/06/2022	Revaluation - 30/06/2022 @ \$2.650000 (System Price) - 1,914.000000 Units on hand (SKC.AX)		1,148.40		49,159.04 DR
30/06/2022	Revaluation - 30/06/2022 @ \$1.065000 (System Price) - 3,335.000000 Units on hand (TAH.AX)		4,047.07		53,206.11 DR
30/06/2022	Revaluation - 30/06/2022 @ \$1.140900 (Exit) - 84,289.694170 Units on hand (BEG8635AU)		6,333.90		59,540.01 DR
30/06/2022	Revaluation - 30/06/2022 @ \$1.197600 (Exit) - 49,432.138940 Units on hand (BEG1488AU)		7,028.40		66,568.41 DR
30/06/2022	Revaluation - 30/06/2022 @ \$31.840000 (System Price) - 803.000000 Units on hand (WDS.AX)			4,272.79	62,295.62 DR

Olbertz Superannuation Fund

General Ledger

As at 30 June 2022

Transaction Date	Description	Units	Debit	Credit	Balance \$
30/06/2022	Revaluation - 30/06/2022 @ \$3.850000 (System Price) - 4,620.000000 Units on hand (TLS.AX)		76.67		62,372.29 DR
30/06/2022	Revaluation - 30/06/2022 @ \$0.000000 - 0.000000 Units on hand (CWY.AX)		659.75		63,032.04 DR
30/06/2022	Revaluation - 30/06/2022 @ \$14.240000 (System Price) - 475.000000 Units on hand (WOR.AX)		110.88		63,142.92 DR
30/06/2022	Revaluation - 30/06/2022 @ \$1.362000 (Exit) - 32,418.086300 Units on hand (TGP0034AU)			2,418.05	60,724.87 DR
30/06/2022	Revaluation - 30/06/2022 @ \$0.898700 (Exit) - 21,286.253160 Units on hand (CHN3749AU)		2,481.13		63,206.00 DR
30/06/2022	Revaluation - 30/06/2022 @ \$24.640000 (System Price) - 543.000000 Units on hand (CPU.AX)			3,265.41	59,940.59 DR
30/06/2022	Revaluation - 30/06/2022 @ \$0.000000 - 0.000000 Units on hand (CBA.AX)		177.43		60,118.02 DR
30/06/2022	Revaluation - 30/06/2022 @ \$164.510000 (System Price) - 108.000000 Units on hand (MQG.AX)			1,692.74	58,425.28 DR
30/06/2022	Revaluation - 30/06/2022 @ \$0.000000 - 0.000000 Units on hand (VUK.AX)		4,502.23		62,927.51 DR
30/06/2022	Revaluation - 30/06/2022 @ \$41.250000 (System Price) - 1,026.000000 Units on hand (BHP.AX)		7,077.24		70,004.75 DR
30/06/2022	Revaluation - 30/06/2022 @ \$1.947895 (Net Asset Value) - 1,154,167.180000 Units on hand (TFUT)		125,198.28		195,203.03 DR
30/06/2022	Revaluation - 30/06/2022 @ \$0.999650 (Exit) - 96,305.137080 Units on hand (PRM8256AU)		2,600.12		197,803.15 DR
30/06/2022	Revaluation - 30/06/2022 @ \$68.000000 (System Price) - 92.000000 Units on hand (DMP.AX)		4,055.01		201,858.16 DR
30/06/2022	Revaluation - 30/06/2022 @ \$0.000000 (Net Asset Value) - 1,154,167.180000 Units on hand (TFUT)		2,248,196.48		2,450,054.64 DR
			2,536,682.55	86,627.91	2,450,054.64 DR

Interest Received (25000)

Encircle Managed Investment Account (EncircleManagedInv)

01/07/2021	Interest - 01-Jun-2021 - 30-Jun-2021			2.97	2.97 CR
01/08/2021	Interest - 01-Jul-2021 - 31-Jul-2021			4.49	7.46 CR
01/09/2021	Interest - 01-Aug-2021 - 31-Aug-2021			4.31	11.77 CR
01/10/2021	Interest - 01-Sep-2021 - 30-Sep-2021			6.44	18.21 CR
01/11/2021	Interest - 01-Oct-2021 - 31-Oct-2021			3.87	22.08 CR
01/12/2021	Interest - 01-Nov-2021 - 30-Nov-2021			3.52	25.60 CR
01/01/2022	Interest - 01-Dec-2021 - 31-Dec-2021			3.32	28.92 CR
01/02/2022	Interest - 01-Jan-2022 - 31-Jan-2022			3.64	32.56 CR
01/03/2022	Interest - 01-Feb-2022 - 28-Feb-2022			2.79	35.35 CR
01/04/2022	Interest - 01-Mar-2022 - 31-Mar-2022			3.01	38.36 CR
01/05/2022	Interest - 01-Apr-2022 - 30-Apr-2022			3.84	42.20 CR
01/06/2022	Interest - 01-May-2022 - 31-May-2022			8.48	50.68 CR
				50.68	50.68 CR

Other Income (25600)

Other Income (25600)

02/12/2021	Transfeerefund Cust Remediation 434165			2.62	2.62 CR
04/02/2022	Deposit - Direct Contribution(9454424)			1,957.62	1,960.24 CR

Olbertz Superannuation Fund

General Ledger

As at 30 June 2022

Transaction Date	Description	Units	Debit	Credit	Balance \$
				1,960.24	1,960.24 CR
Rental Income (28000)					
<u>40-Foot Shipping Containers (40-Foot)</u>					
16/07/2021	June 2021 Rental Income			40.84	40.84 CR
16/08/2021	July 2021 Rental Income			41.61	82.45 CR
16/09/2021	August 2021 Rental Income			64.19	146.64 CR
16/10/2021	September 2021 Rental Income			40.75	187.39 CR
16/11/2021	October 2021 Rental Income			41.72	229.11 CR
16/12/2021	November 2021 Rental Income			39.31	268.42 CR
16/01/2022	December 2021 Rental Income			41.32	309.74 CR
16/02/2022	January 2022 Rental Income			40.38	350.12 CR
16/03/2022	February 2022 Rental Income			36.93	387.05 CR
16/04/2022	March 2022 Rental Income			42.30	429.35 CR
16/05/2022	April 2022 Rental Income			58.49	487.84 CR
16/06/2022	May 2022 Rental Income			39.71	527.55 CR
30/06/2022	June 2022 Rental Income			36.95	564.50 CR
				564.50	564.50 CR
Accountancy Fees (30100)					
<u>Accountancy Fees (30100)</u>					
22/07/2021	Internet Transfer Pymt-Id 186667479 J23 Priwat 220721		11,794.64		11,794.64 DR
25/11/2021	Internet Transfer Pymt-Id 194885200 J26 251121		482.00		12,276.64 DR
			12,276.64		12,276.64 DR
ATO Supervisory Levy (30400)					
<u>ATO Supervisory Levy (30400)</u>					
30/06/2022	Australian Taxation Office		259.00		259.00 DR
			259.00		259.00 DR
Auditor's Remuneration (30700)					
<u>Auditor's Remuneration (30700)</u>					
26/08/2021	Internet Transfer Pymt-Id 188931364 J25		686.00		686.00 DR
			686.00		686.00 DR
ASIC Fees (30800)					
<u>ASIC Fees (30800)</u>					
30/07/2021	Internet Bpay PMT 000187050804 Asic		273.00		273.00 DR
10/06/2022	Internet Bpay PMT 000207967519 Asic		276.00		549.00 DR
			549.00		549.00 DR
Investment Management Fees (36100)					
<u>Investment Management Fees (36100)</u>					
02/07/2021	Withdrawal - Mandate fee		67.52		67.52 DR
02/07/2021	Withdrawal - Account Administration Fee - IDPS		131.56		199.08 DR
02/07/2021	Withdrawal - Adviser service fee (%)		1,224.68		1,423.76 DR
03/08/2021	Withdrawal - Account Administration Fee - IDPS		136.09		1,559.85 DR
03/08/2021	Withdrawal - Adviser service fee (%)		1,259.64		2,819.49 DR
03/08/2021	Withdrawal Mandate fee		68.96		2,888.45 DR

Olbertz Superannuation Fund

General Ledger

As at 30 June 2022

Transaction Date	Description	Units	Debit	Credit	Balance \$
02/09/2021	Withdrawal - Account Administration Fee - IDPS		137.86		3,026.31 DR
02/09/2021	Withdrawal - Mandate fee		70.97		3,097.28 DR
02/09/2021	Withdrawal - Adviser service fee (%)		1,305.39		4,402.67 DR
04/10/2021	Withdrawal - Mandate fee		67.54		4,470.21 DR
04/10/2021	Withdrawal - Account Administration Fee - IDPS		133.17		4,603.38 DR
04/10/2021	Withdrawal - Adviser service fee (%)		761.43		5,364.81 DR
04/10/2021	Withdrawal - Portfolio Construction and Management Fee -		358.88		5,723.69 DR
03/11/2021	Withdrawal - Account Administration Fee - IDPS		137.56		5,861.25 DR
03/11/2021	Withdrawal - Mandate fee		69.87		5,931.12 DR
03/11/2021	Withdrawal - Adviser service fee (%)		379.21		6,310.33 DR
03/11/2021	Withdrawal - Portfolio Construction and Management Fee -		651.34		6,961.67 DR
02/12/2021	Withdrawal - Account Administration Fee - IDPS		133.69		7,095.36 DR
02/12/2021	Withdrawal - Mandate fee		67.58		7,162.94 DR
02/12/2021	Withdrawal - Adviser service fee (%)		372.79		7,535.73 DR
02/12/2021	Withdrawal - Portfolio Construction and Management Fee -		637.93		8,173.66 DR
05/01/2022	Withdrawal - Account Administration Fee - IDPS		138.80		8,312.46 DR
05/01/2022	Withdrawal - Mandate fee		71.10		8,383.56 DR
05/01/2022	Withdrawal - Adviser service fee (%)		386.48		8,770.04 DR
05/01/2022	Withdrawal - Portfolio Construction and Management Fee -		660.88		9,430.92 DR
02/02/2022	Withdrawal - Account Administration Fee - IDPS		136.97		9,567.89 DR
02/02/2022	Withdrawal - Adviser service fee (%)		381.92		9,949.81 DR
02/02/2022	Withdrawal Mandate fee		66.10		10,015.91 DR
02/02/2022	Withdrawal - Portfolio Construction and Management Fee -		654.88		10,670.79 DR
02/03/2022	Withdrawal - Mandate fee		60.29		10,731.08 DR
02/03/2022	Withdrawal - Adviser service fee (%)		340.79		11,071.87 DR
02/03/2022	Withdrawal - Account Administration Fee IDPS		123.23		11,195.10 DR
02/03/2022	Withdrawal - Portfolio Construction and Management Fee -		586.00		11,781.10 DR
05/04/2022	Withdrawal - Mandate fee		73.21		11,854.31 DR
05/04/2022	Withdrawal - Account Administration Fee - IDPS		137.33		11,991.64 DR
05/04/2022	Withdrawal - Adviser service fee (%)		369.41		12,361.05 DR
05/04/2022	Withdrawal - Portfolio Construction and Management Fee -		638.40		12,999.45 DR
22/04/2022	Income - Compensation â€" Fund Manager Fee Refund			25.14	12,974.31 DR
03/05/2022	Withdrawal - Mandate fee		70.10		13,044.41 DR
03/05/2022	Withdrawal - Account Administration Fee - IDPS		132.39		13,176.80 DR
03/05/2022	Withdrawal - Adviser service fee (%)		362.64		13,539.44 DR
03/05/2022	Withdrawal - Portfolio Construction and Management Fee -		624.59		14,164.03 DR
02/06/2022	Withdrawal Mandate fee		64.91		14,228.94 DR
02/06/2022	Withdrawal - Account Administration Fee - IDPS		135.01		14,363.95 DR
02/06/2022	Withdrawal - Adviser service fee (%)		363.63		14,727.58 DR
02/06/2022	Withdrawal - Portfolio Construction and Management Fee -		630.82		15,358.40 DR

Olbertz Superannuation Fund

General Ledger

As at 30 June 2022

Transaction Date	Description	Units	Debit	Credit	Balance \$
			15,383.54	25.14	15,358.40 DR
Interest Paid - ATO General Interest (37700)					
<u>Interest Paid - ATO General Interest (37700)</u>					
06/01/2022	Internet Bpay PMT 000197487995 Tax Office Payments		143.14		143.14 DR
06/01/2022	Internet Bpay PMT 000197487995 Tax Office Payments		148.14		291.28 DR
06/01/2022	Internet Bpay PMT 000197487995 Tax Office Payments		144.21		435.49 DR
06/01/2022	Internet Bpay PMT 000197487995 Tax Office Payments		164.50		599.99 DR
			599.99		599.99 DR
Pensions Paid (41600)					
<u>(Pensions Paid) Olbertz, Kay - Pension (Account Based Pension) (OLBKAY00007P)</u>					
03/06/2022	Internet Transfer Pymt-Id 207493029 Wolfgang 03062022		30,000.00		30,000.00 DR
			30,000.00		30,000.00 DR
<u>(Pensions Paid) Olbertz, Wolfgang - Pension (Account Based Pension) (OLBWOL00005P)</u>					
03/06/2022	Internet Transfer Pymt-Id 207493029 Wolfgang 03062022		30,000.00		30,000.00 DR
			30,000.00		30,000.00 DR
Income Tax Expense (48500)					
<u>Income Tax Expense (48500)</u>					
30/06/2022	Create Entries - Franking Credits Adjustment - 30/06/2022			7,343.71	7,343.71 CR
30/06/2022	Create Entries - Foreign Credits Adjustment - 30/06/2022			960.55	8,304.26 CR
30/06/2022	Create Entries - Income Tax Expense - 30/06/2022		26,999.25		18,694.99 DR
			26,999.25	8,304.26	18,694.99 DR
Profit/Loss Allocation Account (49000)					
<u>Profit/Loss Allocation Account (49000)</u>					
30/07/2021	System Member Journals		100,000.00		100,000.00 DR
25/05/2022	Profit/Loss Allocation - 25/05/2022			1,417.58	98,582.42 DR
25/05/2022	Profit/Loss Allocation - 25/05/2022			1,844.69	96,737.73 DR
25/05/2022	Profit/Loss Allocation - 25/05/2022			7,389.81	89,347.92 DR
25/05/2022	Profit/Loss Allocation - 25/05/2022			7,724.87	81,623.05 DR
25/05/2022	Profit/Loss Allocation - 25/05/2022			8,623.28	72,999.77 DR
25/05/2022	Profit/Loss Allocation - 25/05/2022			9,819.94	63,179.83 DR
26/05/2022	Profit/Loss Allocation - 26/05/2022		670.04		63,849.87 DR
26/05/2022	Profit/Loss Allocation - 26/05/2022		871.92		64,721.79 DR
26/05/2022	Profit/Loss Allocation - 26/05/2022		3,492.89		68,214.68 DR
26/05/2022	Profit/Loss Allocation - 26/05/2022		3,651.26		71,865.94 DR
26/05/2022	Profit/Loss Allocation - 26/05/2022		4,075.90		75,941.84 DR
26/05/2022	Profit/Loss Allocation - 26/05/2022		4,641.52		80,583.36 DR
03/06/2022	System Member Journals		23,375.00		103,958.36 DR
03/06/2022	System Member Journals		23,375.00		127,333.36 DR
03/06/2022	System Member Journals			30,000.00	97,333.36 DR
03/06/2022	System Member Journals			30,000.00	67,333.36 DR
24/06/2022	System Member Journals		110,000.00		177,333.36 DR
24/06/2022	System Member Journals		10,000.00		187,333.36 DR

Olbertz Superannuation Fund

General Ledger

As at 30 June 2022

Transaction Date	Description	Units	Debit	Credit	Balance \$
30/06/2022	Create Entries - Profit/Loss Allocation - 30/06/2022			490,433.90	303,100.54 CR
30/06/2022	Create Entries - Profit/Loss Allocation - 30/06/2022			617,994.85	921,095.39 CR
30/06/2022	Create Entries - Profit/Loss Allocation - 30/06/2022			89,482.48	1,010,577.87 CR
30/06/2022	Create Entries - Profit/Loss Allocation - 30/06/2022			466,108.41	1,476,686.28 CR
30/06/2022	Create Entries - Profit/Loss Allocation - 30/06/2022			116,677.90	1,593,364.18 CR
30/06/2022	Create Entries - Profit/Loss Allocation - 30/06/2022			544,261.23	2,137,625.41 CR
30/06/2022	Create Entries - Income Tax Expense Allocation - 30/06/2022			6,995.35	2,144,620.76 CR
30/06/2022	Create Entries - Income Tax Expense Allocation - 30/06/2022			8,814.02	2,153,434.78 CR
30/06/2022	Create Entries - Income Tax Expense Allocation - 30/06/2022			1,276.82	2,154,711.60 CR
30/06/2022	Create Entries - Income Tax Expense Allocation - 30/06/2022			1,663.06	2,156,374.66 CR
			284,153.53	2,440,528.19	2,156,374.66 CR
Opening Balance (50010)					
<u>(Opening Balance) Olbertz, Dirk - Accumulation (OLBDIR00001A)</u>					
01/07/2021	Opening Balance				865,857.65 CR
01/07/2021	Close Period Journal			29,910.25	895,767.90 CR
				29,910.25	895,767.90 CR
<u>(Opening Balance) Olbertz, Kay - Accumulation (OLBKAY00001A)</u>					
01/07/2021	Opening Balance				1,163,433.62 CR
01/07/2021	Close Period Journal			50,456.94	1,213,890.56 CR
				50,456.94	1,213,890.56 CR
<u>(Opening Balance) Olbertz, Ralph - Accumulation (OLBRAL00001A)</u>					
01/07/2021	Opening Balance				1,003,695.57 CR
01/07/2021	Close Period Journal			35,887.24	1,039,582.81 CR
				35,887.24	1,039,582.81 CR
<u>(Opening Balance) Olbertz, Wolfgang - Accumulation (OLBWOL00001A)</u>					
01/07/2021	Opening Balance				978,855.28 CR
01/07/2021	Close Period Journal			42,464.46	1,021,319.74 CR
				42,464.46	1,021,319.74 CR
Contributions (52420)					
<u>(Contributions) Olbertz, Dirk - Accumulation (OLBDIR00001A)</u>					
03/06/2022	System Member Journals			27,500.00	27,500.00 CR
24/06/2022	System Member Journals			110,000.00	137,500.00 CR
				137,500.00	137,500.00 CR
<u>(Contributions) Olbertz, Ralph - Accumulation (OLBRAL00001A)</u>					
30/07/2021	System Member Journals			100,000.00	100,000.00 CR
03/06/2022	System Member Journals			27,500.00	127,500.00 CR
24/06/2022	System Member Journals			10,000.00	137,500.00 CR
				137,500.00	137,500.00 CR
Share of Profit/(Loss) (53100)					
<u>(Share of Profit/(Loss)) Olbertz, Dirk - Accumulation (OLBDIR00001A)</u>					
01/07/2021	Opening Balance				39,740.58 CR
01/07/2021	Close Period Journal		39,740.58		0.00 DR

Olbertz Superannuation Fund

General Ledger

As at 30 June 2022

Transaction Date	Description	Units	Debit	Credit	Balance \$
25/05/2022	Profit/Loss Allocation - 25/05/2022		7,724.87		7,724.87 DR
26/05/2022	Profit/Loss Allocation - 26/05/2022			3,651.26	4,073.61 DR
30/06/2022	Create Entries - Profit/Loss Allocation - 30/06/2022		490,433.90		494,507.51 DR
			537,899.35	3,651.26	494,507.51 DR
<u>(Share of Profit/(Loss)) Olbertz, Kay - Accumulation (OLBKAY00001A)</u>					
01/07/2021	Opening Balance				53,577.81 CR
01/07/2021	Close Period Journal		53,577.81		0.00 DR
25/05/2022	Profit/Loss Allocation - 25/05/2022		1,844.69		1,844.69 DR
26/05/2022	Profit/Loss Allocation - 26/05/2022			871.92	972.77 DR
30/06/2022	Create Entries - Profit/Loss Allocation - 30/06/2022		116,677.90		117,650.67 DR
			172,100.40	871.92	117,650.67 DR
<u>(Share of Profit/(Loss)) Olbertz, Kay - Pension (Account Based Pension) (OLBKAY00007P)</u>					
25/05/2022	Profit/Loss Allocation - 25/05/2022		8,623.28		8,623.28 DR
26/05/2022	Profit/Loss Allocation - 26/05/2022			4,075.90	4,547.38 DR
30/06/2022	Create Entries - Profit/Loss Allocation - 30/06/2022		544,261.23		548,808.61 DR
			552,884.51	4,075.90	548,808.61 DR
<u>(Share of Profit/(Loss)) Olbertz, Ralph - Accumulation (OLBRAL00001A)</u>					
01/07/2021	Opening Balance				46,087.26 CR
01/07/2021	Close Period Journal		46,087.26		0.00 DR
25/05/2022	Profit/Loss Allocation - 25/05/2022		9,819.94		9,819.94 DR
26/05/2022	Profit/Loss Allocation - 26/05/2022			4,641.52	5,178.42 DR
30/06/2022	Create Entries - Profit/Loss Allocation - 30/06/2022		617,994.85		623,173.27 DR
			673,902.05	4,641.52	623,173.27 DR
<u>(Share of Profit/(Loss)) Olbertz, Wolfgang - Accumulation (OLBWOL00001A)</u>					
01/07/2021	Opening Balance				45,090.98 CR
01/07/2021	Close Period Journal		45,090.98		0.00 DR
25/05/2022	Profit/Loss Allocation - 25/05/2022		1,417.58		1,417.58 DR
26/05/2022	Profit/Loss Allocation - 26/05/2022			670.04	747.54 DR
30/06/2022	Create Entries - Profit/Loss Allocation - 30/06/2022		89,482.48		90,230.02 DR
			135,991.04	670.04	90,230.02 DR
<u>(Share of Profit/(Loss)) Olbertz, Wolfgang - Pension (Account Based Pension) (OLBWOL00005P)</u>					
25/05/2022	Profit/Loss Allocation - 25/05/2022		7,389.81		7,389.81 DR
26/05/2022	Profit/Loss Allocation - 26/05/2022			3,492.89	3,896.92 DR
30/06/2022	Create Entries - Profit/Loss Allocation - 30/06/2022		466,108.41		470,005.33 DR
			473,498.22	3,492.89	470,005.33 DR
Income Tax (53330)					
<u>(Income Tax) Olbertz, Dirk - Accumulation (OLBDIR00001A)</u>					
01/07/2021	Opening Balance				988.61 DR
01/07/2021	Close Period Journal			988.61	0.00 DR
30/06/2022	Create Entries - Income Tax Expense Allocation - 30/06/2022		6,995.35		6,995.35 DR
			6,995.35	988.61	6,995.35 DR
<u>(Income Tax) Olbertz, Kay - Accumulation (OLBKAY00001A)</u>					
01/07/2021	Opening Balance				3,120.87 DR

Olbertz Superannuation Fund

General Ledger

As at 30 June 2022

Transaction Date	Description	Units	Debit	Credit	Balance \$
01/07/2021	Close Period Journal			3,120.87	0.00 DR
30/06/2022	Create Entries - Income Tax Expense Allocation - 30/06/2022		1,663.06		1,663.06 DR
			1,663.06	3,120.87	1,663.06 DR
<u>(Income Tax) Olbertz, Ralph - Accumulation (OLBRAL00001A)</u>					
01/07/2021	Opening Balance				1,358.30 DR
01/07/2021	Close Period Journal			1,358.30	0.00 DR
30/06/2022	Create Entries - Income Tax Expense Allocation - 30/06/2022		8,814.02		8,814.02 DR
			8,814.02	1,358.30	8,814.02 DR
<u>(Income Tax) Olbertz, Wolfgang - Accumulation (OLBWOL00001A)</u>					
01/07/2021	Opening Balance				2,626.52 DR
01/07/2021	Close Period Journal			2,626.52	0.00 DR
30/06/2022	Create Entries - Income Tax Expense Allocation - 30/06/2022		1,276.82		1,276.82 DR
			1,276.82	2,626.52	1,276.82 DR
Contributions Tax (53800)					
<u>(Contributions Tax) Olbertz, Dirk - Accumulation (OLBDIR00001A)</u>					
03/06/2022	System Member Journals		4,125.00		4,125.00 DR
			4,125.00		4,125.00 DR
<u>(Contributions Tax) Olbertz, Ralph - Accumulation (OLBRAL00001A)</u>					
03/06/2022	System Member Journals		4,125.00		4,125.00 DR
			4,125.00		4,125.00 DR
Life Insurance Premiums (53920)					
<u>(Life Insurance Premiums) Olbertz, Dirk - Accumulation (OLBDIR00001A)</u>					
01/07/2021	Opening Balance				8,841.72 DR
01/07/2021	Close Period Journal			8,841.72	0.00 DR
				8,841.72	0.00 DR
<u>(Life Insurance Premiums) Olbertz, Ralph - Accumulation (OLBRAL00001A)</u>					
01/07/2021	Opening Balance				8,841.72 DR
01/07/2021	Close Period Journal			8,841.72	0.00 DR
				8,841.72	0.00 DR
Pensions Paid (54160)					
<u>(Pensions Paid) Olbertz, Kay - Pension (Account Based Pension) (OLBKAY00007P)</u>					
03/06/2022	System Member Journals		30,000.00		30,000.00 DR
			30,000.00		30,000.00 DR
<u>(Pensions Paid) Olbertz, Wolfgang - Pension (Account Based Pension) (OLBWOL00005P)</u>					
03/06/2022	System Member Journals		30,000.00		30,000.00 DR
			30,000.00		30,000.00 DR
Internal Transfers In (56100)					
<u>(Internal Transfers In) Olbertz, Kay - Pension (Account Based Pension) (OLBKAY00007P)</u>					
01/07/2021	New Pension Member			1,000,000.00	1,000,000.00 CR
				1,000,000.00	1,000,000.00 CR
<u>(Internal Transfers In) Olbertz, Wolfgang - Pension (Account Based Pension) (OLBWOL00005P)</u>					
01/07/2021	New Pension Member			857,000.00	857,000.00 CR
				857,000.00	857,000.00 CR

Olbertz Superannuation Fund

General Ledger

As at 30 June 2022

Transaction Date	Description	Units	Debit	Credit	Balance \$
Internal Transfers Out (57100)					
<u>(Internal Transfers Out) Olbertz, Kay - Accumulation (OLBKAY00001A)</u>					
01/07/2021	New Pension Member		1,000,000.00		1,000,000.00 DR
			1,000,000.00		1,000,000.00 DR
<u>(Internal Transfers Out) Olbertz, Wolfgang - Accumulation (OLBWOL00001A)</u>					
01/07/2021	New Pension Member		857,000.00		857,000.00 DR
			857,000.00		857,000.00 DR
Bank Accounts (60400)					
<u>Encircle Managed Investment Account (EncircleManagedInv)</u>					
01/07/2021	Opening Balance				33,908.71 DR
01/07/2021	Deposit - Share Income ANZ [System Matched Income Data]		159.60		34,068.31 DR
01/07/2021	Interest - 01-Jun-2021 - 30-Jun-2021		2.97		34,071.28 DR
02/07/2021	Withdrawal - Account Administration Fee - IDPS			131.56	33,939.72 DR
02/07/2021	Withdrawal - Adviser service fee (%)			1,224.68	32,715.04 DR
02/07/2021	Withdrawal - Mandate fee			67.52	32,647.52 DR
02/07/2021	Deposit - Share Income ALL		59.25		32,706.77 DR
02/07/2021	Deposit - Share Income NAB		619.80		33,326.57 DR
02/07/2021	Deposit - Share Income MQG		418.75		33,745.32 DR
03/07/2021	Deposit - #F443654369 CBA Sell		2,279.78		36,025.10 DR
03/07/2021	Deposit - #F443651868 ALL Sell		728.05		36,753.15 DR
03/07/2021	Deposit - #F443653473 VUK Sell		1,203.23		37,956.38 DR
03/07/2021	Withdrawal - #F443656974 NAB Buy			1,400.98	36,555.40 DR
03/07/2021	Withdrawal - #F443657310 WPL Buy			1,720.90	34,834.50 DR
05/07/2021	Deposit - Share Income ALQ		149.80		34,984.30 DR
06/07/2021	Deposit - #F443793016 ALQ Sell		1,757.18		36,741.48 DR
06/07/2021	Deposit - #F443792859 REA Sell		1,525.04		38,266.52 DR
07/07/2021	Withdrawal - #F443822753 MQG Buy			1,571.34	36,695.18 DR
07/07/2021	Withdrawal - #F443822504 CSL Buy			1,130.17	35,565.01 DR
13/07/2021	Deposit - Income MAQ8743AU		9,917.67		45,482.68 DR
13/07/2021	Deposit - Income ETL0018AU		18.21		45,500.89 DR
13/07/2021	Deposit - Income PPL8808AU		166.36		45,667.25 DR
14/07/2021	Deposit - Income PRM8256AU		546.52		46,213.77 DR
15/07/2021	Deposit - Income CHN3749AU		66.70		46,280.47 DR
15/07/2021	Deposit - Income ETL0172AU		1,912.39		48,192.86 DR
15/07/2021	Deposit - Income SSB3825AU		182.62		48,375.48 DR
16/07/2021	Withdrawal - #F443914138 LLC Buy			1,535.12	46,840.36 DR
16/07/2021	Withdrawal - #F443913782 CSL Buy			1,121.47	45,718.89 DR
16/07/2021	Withdrawal - #F443913380 SEK Buy			923.52	44,795.37 DR
16/07/2021	Deposit - Income BSC0004AU		5,405.74		50,201.11 DR
16/07/2021	Deposit - Income HOW8743AU		56.41		50,257.52 DR
16/07/2021	Deposit - Income TGP0034AU		922.37		51,179.89 DR
19/07/2021	Deposit - #F443921360 REA Sell		2,269.12		53,449.01 DR
19/07/2021	Deposit - Income ETL0171AU		2,482.12		55,931.13 DR
19/07/2021	Deposit - Income IOF0145AU		371.13		56,302.26 DR
20/07/2021	Deposit - Income WHT2080AU		64.81		56,367.07 DR

Olbertz Superannuation Fund

General Ledger

As at 30 June 2022

Transaction Date	Description	Units	Debit	Credit	Balance \$
26/07/2021	Deposit - #F443981365 S32 Sell		574.91		56,941.98 DR
26/07/2021	Withdrawal - #F443982748 CSL Buy			1,453.51	55,488.47 DR
01/08/2021	Interest - 01-Jul-2021 - 31-Jul-2021		4.49		55,492.96 DR
02/08/2021	Deposit - #F444062690 JHX Sell		1,334.58		56,827.54 DR
02/08/2021	Deposit - #F444062547 ALQ Sell		1,179.74		58,007.28 DR
02/08/2021	Deposit - Income BEG1488AU		7,073.87		65,081.15 DR
03/08/2021	Withdrawal - Account Administration Fee - IDPS			136.09	64,945.06 DR
03/08/2021	Withdrawal - Adviser service fee (%)			1,259.64	63,685.42 DR
03/08/2021	Withdrawal Mandate fee			68.96	63,616.46 DR
04/08/2021	Deposit - Income LAM0044AU		1,463.68		65,080.14 DR
04/08/2021	Deposit - Income BEG1275AU		1,124.31		66,204.45 DR
06/08/2021	Deposit - Income BEG8635AU		6,081.80		72,286.25 DR
16/08/2021	Deposit - #F444204158 RIO Sell		1,320.38		73,606.63 DR
16/08/2021	Deposit - #F444202187 CPU Sell		537.08		74,143.71 DR
16/08/2021	Deposit - #F44420605 ALL Sell		250.10		74,393.81 DR
18/08/2021	Withdrawal - Buy(2110999)			7,431.16	66,962.65 DR
18/08/2021	Withdrawal - Buy(2110999)			4,400.25	62,562.40 DR
18/08/2021	Withdrawal - Buy(2110999)			3,497.86	59,064.54 DR
19/08/2021	Withdrawal - Buy(2110999)			8,092.32	50,972.22 DR
19/08/2021	Withdrawal - Buy(2110999)			6,620.34	44,351.88 DR
19/08/2021	Withdrawal - Buy(2110999)			2,097.42	42,254.46 DR
19/08/2021	Withdrawal Buy(2110999)			2,069.94	40,184.52 DR
19/08/2021	Withdrawal Buy(2110999)			2,042.10	38,142.42 DR
19/08/2021	Withdrawal - Buy(2110999)			995.27	37,147.15 DR
19/08/2021	Withdrawal - Buy(2110999)			949.97	36,197.18 DR
19/08/2021	Withdrawal - Buy(2110999)			852.18	35,345.00 DR
19/08/2021	Withdrawal - Buy(2110999)			820.85	34,524.15 DR
23/08/2021	Withdrawal - #6287966 NAB Buy			714.39	33,809.76 DR
23/08/2021	Withdrawal - #6288057 BHP Buy			816.71	32,993.05 DR
24/08/2021	Withdrawal - #F444281317 CSL Buy			1,224.68	31,768.37 DR
25/08/2021	Deposit - #F444311159 CBA Sell		698.86		32,467.23 DR
26/08/2021	Deposit - Managed Fund Sell (WHT2080AU) (Auto reprocessed due to distribution entered / deleted on 30/06/2022)		965.03		33,432.26 DR
26/08/2021	Deposit - Managed Fund Sell (ETL0172AU) (Auto reprocessed due to distribution entered / deleted on 30/06/2022)		963.90		34,396.16 DR
30/08/2021	Withdrawal - #F444341100 CSL Buy			1,541.26	32,854.90 DR
30/08/2021	Deposit - Managed Fund Sell (ETL0171AU) (Auto reprocessed due to distribution entered / deleted on 30/06/2022)		1,751.28		34,606.18 DR
01/09/2021	Withdrawal - #F444381408 XRO Buy			3,311.15	31,295.03 DR
01/09/2021	Deposit - Managed Fund Sell (BSC0004AU)		7,861.26		39,156.29 DR
01/09/2021	Interest - 01-Aug-2021 - 31-Aug-2021		4.31		39,160.60 DR
02/09/2021	Withdrawal - Account Administration Fee - IDPS			137.86	39,022.74 DR
02/09/2021	Withdrawal - Adviser service fee (%)			1,305.39	37,717.35 DR
02/09/2021	Withdrawal - Mandate fee			70.97	37,646.38 DR

Olbertz Superannuation Fund

General Ledger

As at 30 June 2022

Transaction Date	Description	Units	Debit	Credit	Balance \$
07/09/2021	Deposit - #F444421272 DMP Sell		1,871.52		39,517.90 DR
07/09/2021	Withdrawal - #F444422956 RIO Buy			1,454.52	38,063.38 DR
07/09/2021	Withdrawal - #F444424219 QUB Buy			840.36	37,223.02 DR
09/09/2021	Deposit - Share Income DMP		69.78		37,292.80 DR
13/09/2021	Withdrawal - #F444481633 QBE Buy			1,259.03	36,033.77 DR
13/09/2021	Deposit - Share Income CPU [System Matched Income Data]		163.99		36,197.76 DR
15/09/2021	Deposit - Share Income LLC		155.76		36,353.52 DR
16/09/2021	Deposit - #F444531137 DMP Sell		821.38		37,174.90 DR
16/09/2021	Withdrawal - #F444532952 RIO Buy			1,392.04	35,782.86 DR
17/09/2021	Deposit - #F444541337 CWY Sell		3,220.66		39,003.52 DR
17/09/2021	Deposit - Share Income TAH		250.53		39,254.05 DR
21/09/2021	Deposit - Share Income BHP [System Matched Income Data]		1,949.56		41,203.61 DR
22/09/2021	Deposit - #F444591326 DMP Sell		1,240.94		42,444.55 DR
22/09/2021	Withdrawal - #F444592961 RIO Buy			1,235.52	41,209.03 DR
22/09/2021	Deposit - Share Income SUN		508.32		41,717.35 DR
23/09/2021	Deposit - Share Income RIO		228.02		41,945.37 DR
23/09/2021	Deposit - Share Income TLS		381.12		42,326.49 DR
24/09/2021	Deposit - Share Income WPL		238.82		42,565.31 DR
24/09/2021	Deposit - Share Income IRE		97.92		42,663.23 DR
24/09/2021	Deposit - Share Income QBE		109.12		42,772.35 DR
27/09/2021	Deposit - Share Income SKC		129.53		42,901.88 DR
28/09/2021	Deposit - Share Income COL [System Matched Income Data]		159.88		43,061.76 DR
29/09/2021	Deposit - Share Income CBA [System Matched Income Data]		128.00		43,189.76 DR
30/09/2021	Deposit - Share Income CSL		62.00		43,251.76 DR
01/10/2021	Interest - 01-Sep-2021 - 30-Sep-2021		6.44		43,258.20 DR
04/10/2021	Withdrawal - Account Administration Fee - IDPS			133.17	43,125.03 DR
04/10/2021	Withdrawal - Adviser service fee (%)			761.43	42,363.60 DR
04/10/2021	Withdrawal - Portfolio Construction and Management Fee -			358.88	42,004.72 DR
04/10/2021	Withdrawal - Mandate fee			67.54	41,937.18 DR
05/10/2021	Deposit - Share Income CWY [System Matched Income Data]		29.63		41,966.81 DR
05/10/2021	Deposit - Share Income SEK [System Matched Income Data]		76.60		42,043.41 DR
07/10/2021	Deposit - Income ETL0018AU		28.77		42,072.18 DR
07/10/2021	Deposit - Share Income S32 [System Matched Income Data]		269.22		42,341.40 DR
08/10/2021	Deposit - Income PPL8808AU		109.10		42,450.50 DR
11/10/2021	Deposit - Income SSB3825AU		98.98		42,549.48 DR
11/10/2021	Deposit - Income TGP0034AU		522.53		43,072.01 DR
13/10/2021	Deposit - Share Income TPG [System Matched Income Data]		35.84		43,107.85 DR
14/10/2021	Deposit - Income PRM8256AU		491.79		43,599.64 DR
18/10/2021	Deposit - Income LAM0044AU		1,450.87		45,050.51 DR
19/10/2021	Deposit - Income WHT2080AU		69.12		45,119.63 DR
19/10/2021	Deposit - Income HOW8743AU		75.87		45,195.50 DR
20/10/2021	Deposit - Income BEG1275AU		103.20		45,298.70 DR
22/10/2021	Deposit - Share Income QUB [System Matched Income Data]		122.82		45,421.52 DR

Olbertz Superannuation Fund

General Ledger

As at 30 June 2022

Transaction Date	Description	Units	Debit	Credit	Balance \$
01/11/2021	Interest - 01-Oct-2021 - 31-Oct-2021		3.87		45,425.39 DR
03/11/2021	Withdrawal - Account Administration Fee - IDPS			137.56	45,287.83 DR
03/11/2021	Withdrawal - Adviser service fee (%)			379.21	44,908.62 DR
03/11/2021	Withdrawal - Portfolio Construction and Management Fee -			651.34	44,257.28 DR
03/11/2021	Withdrawal - Mandate fee			69.87	44,187.41 DR
22/11/2021	Deposit - Custody Share sell (ALLR) [Renounceable Rights Issue - Sold / transferred 18 units of ALLR.AX.]		85.50		44,272.91 DR
01/12/2021	Interest - 01-Nov-2021 - 30-Nov-2021		3.52		44,276.43 DR
02/12/2021	Withdrawal - Account Administration Fee - IDPS			133.69	44,142.74 DR
02/12/2021	Withdrawal - Adviser service fee (%)			372.79	43,769.95 DR
02/12/2021	Withdrawal - Portfolio Construction and Management Fee -			637.93	43,132.02 DR
02/12/2021	Withdrawal - Mandate fee			67.58	43,064.44 DR
14/12/2021	Deposit - Share Income MQG [System Matched Income Data]		367.20		43,431.64 DR
15/12/2021	Deposit - Share Income NAB [System Matched Income Data]		680.05		44,111.69 DR
17/12/2021	Deposit - Share Income ALQ [System Matched Income Data]		126.40		44,238.09 DR
17/12/2021	Deposit - Share Income ALL [System Matched Income Data]		96.72		44,334.81 DR
17/12/2021	Deposit - Share Income JHX		102.99		44,437.80 DR
01/01/2022	Interest - 01-Dec-2021 - 31-Dec-2021		3.32		44,441.12 DR
05/01/2022	Withdrawal - Account Administration Fee - IDPS			138.80	44,302.32 DR
05/01/2022	Withdrawal - Adviser service fee (%)			386.48	43,915.84 DR
05/01/2022	Withdrawal - Portfolio Construction and Management Fee -			660.88	43,254.96 DR
05/01/2022	Withdrawal - Mandate fee			71.10	43,183.86 DR
11/01/2022	Deposit - Income CHN3749AU		53.71		43,237.57 DR
12/01/2022	Deposit - Income SSB3825AU		38.79		43,276.36 DR
14/01/2022	Deposit - Income HOW8743AU		75.71		43,352.07 DR
18/01/2022	Deposit - Income LAM0044AU		1,335.36		44,687.43 DR
19/01/2022	Deposit - Income WHT2080AU		49.37		44,736.80 DR
19/01/2022	Deposit - Income IOF0145AU		43.58		44,780.38 DR
19/01/2022	Deposit - Income PRM8256AU		661.40		45,441.78 DR
19/01/2022	Deposit - Income TGP0034AU		870.88		46,312.66 DR
21/01/2022	Deposit - Income ETL0018AU		7.44		46,320.10 DR
24/01/2022	Deposit - Income BEG1275AU		98.64		46,418.74 DR
01/02/2022	Interest - 01-Jan-2022 - 31-Jan-2022		3.64		46,422.38 DR
02/02/2022	Withdrawal - Account Administration Fee - IDPS			136.97	46,285.41 DR
02/02/2022	Withdrawal - Adviser service fee (%)			381.92	45,903.49 DR
02/02/2022	Withdrawal - Portfolio Construction and Management Fee -			654.88	45,248.61 DR
02/02/2022	Withdrawal Mandate fee			66.10	45,182.51 DR
04/02/2022	Deposit - Direct Contribution(9454424)		1,957.62		47,140.13 DR
14/02/2022	Deposit - #F44602544 JHX Sell		6,631.89		53,772.02 DR
14/02/2022	Withdrawal - #F446023171 WPL Buy			1,885.34	51,886.68 DR
14/02/2022	Withdrawal - #F446023173 ALL Buy			858.16	51,028.52 DR
14/02/2022	Withdrawal - #F446023172 QBE Buy			610.08	50,418.44 DR
15/02/2022	Deposit #F44603504 MQG Sell		1,348.25		51,766.69 DR

Olbertz Superannuation Fund

General Ledger

As at 30 June 2022

Transaction Date	Description	Units	Debit	Credit	Balance \$
16/02/2022	Withdrawal - Buy(2110999)			16,461.64	35,305.05 DR
16/02/2022	Withdrawal - Buy(2110999)			2,603.51	32,701.54 DR
16/02/2022	Withdrawal - Buy(2110999)			649.76	32,051.78 DR
16/02/2022	Withdrawal - Buy(2110999)			1,178.75	30,873.03 DR
16/02/2022	Withdrawal - Buy(2110999)			787.85	30,085.18 DR
16/02/2022	Withdrawal - Buy(2110999)			763.90	29,321.28 DR
16/02/2022	Withdrawal - Buy(2110999)			697.24	28,624.04 DR
18/02/2022	Withdrawal - Buy(2110999)			2,095.47	26,528.57 DR
18/02/2022	Withdrawal - Buy(2110999)			1,257.62	25,270.95 DR
21/02/2022	Deposit - #6620916 CBA Sell		5,608.11		30,879.06 DR
21/02/2022	Deposit - #6620927 COL Sell		9,499.06		40,378.12 DR
21/02/2022	Deposit - #6620977 CPU Sell		1,098.87		41,476.99 DR
21/02/2022	Deposit - #6621800 DMP Sell		2,219.97		43,696.96 DR
21/02/2022	Deposit - #6622994 MQG Sell		591.59		44,288.55 DR
21/02/2022	Deposit - #6623506 S32 Sell		2,931.10		47,219.65 DR
21/02/2022	Deposit - #6624330 SEK Sell		1,316.51		48,536.16 DR
21/02/2022	Deposit - #6625223 TAH Sell		1,080.43		49,616.59 DR
21/02/2022	Deposit - #6625450 TLS Sell		3,205.39		52,821.98 DR
21/02/2022	Withdrawal - #6627419 EDV Buy			5,855.68	46,966.30 DR
21/02/2022	Withdrawal - #6627591 NAB Buy			1,693.79	45,272.51 DR
21/02/2022	Withdrawal - #6628557 CSL Buy			10,820.07	34,452.44 DR
21/02/2022	Withdrawal - #6628950 TPG Buy			945.71	33,506.73 DR
21/02/2022	Withdrawal - #6629327 BHP Buy			5,463.80	28,042.93 DR
21/02/2022	Withdrawal - #6626725 RIO Buy			839.96	27,202.97 DR
23/02/2022	Deposit - Managed Fund Sell (MAQ8743AU) (Auto reprocessed due to distribution entered / deleted on 30/06/2022)		1,502.30		28,705.27 DR
25/02/2022	Deposit - #F446151195 JHX Sell		5,272.78		33,978.05 DR
25/02/2022	Deposit - #F446151193 S32 Sell		2,470.68		36,448.73 DR
25/02/2022	Deposit - #F446151194 CPU Sell		997.69		37,446.42 DR
25/02/2022	Withdrawal - #F446156317 SEK Buy			1,582.97	35,863.45 DR
25/02/2022	Withdrawal - #F446156316 BHP Buy			2,744.83	33,118.62 DR
25/02/2022	Withdrawal - #F446156315 CSL Buy			5,644.71	27,473.91 DR
28/02/2022	Deposit - Managed Fund Sell (ETL0171AU) (Auto reprocessed due to distribution entered / deleted on 30/06/2022)		635.68		28,109.59 DR
28/02/2022	Deposit - Managed Fund Sell (BEG1488AU) (Auto reprocessed due to distribution entered / deleted on 30/06/2022)		4,891.25		33,000.84 DR
01/03/2022	Interest - 01-Feb-2022 - 28-Feb-2022		2.79		33,003.63 DR
02/03/2022	Withdrawal - Account Administration Fee IDPS			123.23	32,880.40 DR
02/03/2022	Withdrawal - Adviser service fee (%)			340.79	32,539.61 DR
02/03/2022	Withdrawal - Portfolio Construction and Management Fee -			586.00	31,953.61 DR
02/03/2022	Withdrawal - Mandate fee			60.29	31,893.32 DR
07/03/2022	Deposit - Managed Fund Sell (LAM0044AU) (Auto reprocessed due to distribution entered / deleted on 30/06/2021)		4,306.58		36,199.90 DR
08/03/2022	Deposit - #F446241465 CPU Sell		1,295.20		37,495.10 DR

Olbertz Superannuation Fund

General Ledger

As at 30 June 2022

Transaction Date	Description	Units	Debit	Credit	Balance \$
08/03/2022	Withdrawal - #F446243213 CSL Buy			2,326.62	35,168.48 DR
08/03/2022	Deposit - Managed Fund Sell (PAC0001AU)		773.41		35,941.89 DR
11/03/2022	Deposit - Share Income VUK		30.43		35,972.32 DR
15/03/2022	Deposit - #F44631942 WPL Sell		1,102.70		37,075.02 DR
15/03/2022	Withdrawal - #F446312535 BHP Buy			916.63	36,158.39 DR
16/03/2022	Deposit - Share Income LLC		65.19		36,223.58 DR
16/03/2022	Deposit - Share Income DMP		31.82		36,255.40 DR
16/03/2022	Deposit - Share Income CPU		171.12		36,426.52 DR
16/03/2022	Deposit - Share Income BHP		1,849.62		38,276.14 DR
16/03/2022	Deposit - Share Income WPL		954.41		39,230.55 DR
16/03/2022	Deposit - Share Income IRE		183.60		39,414.15 DR
16/03/2022	Deposit - Share Income TAH		219.44		39,633.59 DR
17/03/2022	Deposit - #F446351422 VUK Sell		4,779.07		44,412.66 DR
17/03/2022	Deposit - #F446353033 XRO Sell		2,046.76		46,459.42 DR
28/03/2022	Deposit - Share Income EDV		113.25		46,572.67 DR
29/03/2022	Deposit - #F446451196 MQG Sell		1,778.57		48,351.24 DR
29/03/2022	Withdrawal - #F446452012 EDV Buy			1,625.49	46,725.75 DR
30/03/2022	Deposit - Share Income CBA [System Matched Income Data]		99.75		46,825.50 DR
01/04/2022	Interest - 01-Mar-2022 - 31-Mar-2022		3.01		46,828.51 DR
01/04/2022	Deposit - Share Income SUN [System Matched Income Data]		243.57		47,072.08 DR
01/04/2022	Deposit Share Income TLS [System Matched Income Data]		317.20		47,389.28 DR
05/04/2022	Withdrawal - Account Administration Fee - IDPS			137.33	47,251.95 DR
05/04/2022	Withdrawal - Adviser service fee (%)			369.41	46,882.54 DR
05/04/2022	Withdrawal - Portfolio Construction and Management Fee -			638.40	46,244.14 DR
05/04/2022	Withdrawal - Mandate fee			73.21	46,170.93 DR
06/04/2022	Deposit - Share Income CSL		153.67		46,324.60 DR
07/04/2022	Deposit - Share Income SEK [System Matched Income Data]		90.62		46,415.22 DR
07/04/2022	Deposit - Share Income S32 [System Matched Income Data]		290.47		46,705.69 DR
08/04/2022	Deposit - Income TGP0034AU		706.45		47,412.14 DR
08/04/2022	Deposit Share Income QUB [System Matched Income Data]		105.27		47,517.41 DR
11/04/2022	Deposit - Income SSB3825AU		62.12		47,579.53 DR
11/04/2022	Deposit - Income IOF0145AU		167.00		47,746.53 DR
12/04/2022	Deposit - Share Income QBE [System Matched Income Data]		217.93		47,964.46 DR
13/04/2022	Deposit - Income PRM8256AU		598.01		48,562.47 DR
13/04/2022	Deposit - Share Income TPG [System Matched Income Data]		51.94		48,614.41 DR
14/04/2022	Deposit - Income HOW8743AU		75.39		48,689.80 DR
20/04/2022	Deposit - Income WHT2080AU		57.17		48,746.97 DR
21/04/2022	Deposit - Share Income RIO [System Matched Income Data]		430.85		49,177.82 DR
22/04/2022	Income - Compensation â€" Fund Manager Fee Refund		25.14		49,202.96 DR
26/04/2022	Deposit - Income BEG1275AU		2.47		49,205.43 DR
28/04/2022	Deposit - #F44677520 NAB Sell		2,903.46		52,108.89 DR
28/04/2022	Deposit - #F44677518 WPL Sell		2,312.62		54,421.51 DR
28/04/2022	Deposit - #F44677519 CPU Sell		1,790.67		56,212.18 DR

Olbertz Superannuation Fund

General Ledger

As at 30 June 2022

Transaction Date	Description	Units	Debit	Credit	Balance \$
28/04/2022	Withdrawal - #F446775614 TPG Buy			746.53	55,465.65 DR
28/04/2022	Withdrawal - #F446775612 TLS Buy			473.61	54,992.04 DR
28/04/2022	Withdrawal - #F446775613 ALL Buy			325.75	54,666.29 DR
28/04/2022	Withdrawal - #F446775611 WOR Buy			3,487.48	51,178.81 DR
01/05/2022	Interest - 01-Apr-2022 - 30-Apr-2022		3.84		51,182.65 DR
03/05/2022	Withdrawal - Account Administration Fee - IDPS			132.39	51,050.26 DR
03/05/2022	Withdrawal - Adviser service fee (%)			362.64	50,687.62 DR
03/05/2022	Withdrawal - Portfolio Construction and Management Fee -			624.59	50,063.03 DR
03/05/2022	Withdrawal - Mandate fee			70.10	49,992.93 DR
04/05/2022	Deposit - #F446832858 MQG Sell		2,432.06		52,424.99 DR
04/05/2022	Deposit - #F446832223 QUB Sell		1,430.61		53,855.60 DR
10/05/2022	Deposit - Income LAM0044AU		1,319.28		55,174.88 DR
14/05/2022	Deposit - #F446921266 TAH Sell		1,417.83		56,592.71 DR
14/05/2022	Withdrawal - #F446922276 CSL Buy			1,661.92	54,930.79 DR
18/05/2022	Withdrawal - Buy(2110999)			10,233.05	44,697.74 DR
18/05/2022	Withdrawal - Buy(2110999)			839.26	43,858.48 DR
18/05/2022	Withdrawal - Buy(2110999)			837.18	43,021.30 DR
18/05/2022	Withdrawal - Buy(2110999)			548.26	42,473.04 DR
18/05/2022	Withdrawal - Buy(2110999)			417.10	42,055.94 DR
18/05/2022	Withdrawal - Buy(2110999)			260.91	41,795.03 DR
18/05/2022	Withdrawal - Buy(2110999)			191.28	41,603.75 DR
19/05/2022	Deposit - Income WHT2080AU		989.51		42,593.26 DR
23/05/2022	Withdrawal - #6796832 CSL Buy			3,295.63	39,297.63 DR
23/05/2022	Withdrawal - #6797366 S32 Buy			855.16	38,442.47 DR
23/05/2022	Withdrawal - #6797655 QBE Buy			979.24	37,463.23 DR
23/05/2022	Withdrawal - #6798433 ALL Buy			1,801.47	35,661.76 DR
23/05/2022	Withdrawal - #6799171 TAH Buy			1,280.79	34,380.97 DR
23/05/2022	Withdrawal - #6799907 SEK Buy			792.84	33,588.13 DR
23/05/2022	Withdrawal - #6800432 CPU Buy			1,385.67	32,202.46 DR
23/05/2022	Withdrawal - #6802125 WPL Buy			2,279.04	29,923.42 DR
23/05/2022	Withdrawal - #6802448 LLC Buy			914.48	29,008.94 DR
23/05/2022	Withdrawal - #6803117 TLS Buy			2,578.11	26,430.83 DR
23/05/2022	Withdrawal - #6791185 NAB Buy			4,243.77	22,187.06 DR
23/05/2022	Withdrawal - #6791607 MQG Buy			2,497.51	19,689.55 DR
23/05/2022	Withdrawal - #6793711 BHP Buy			5,458.77	14,230.78 DR
23/05/2022	Withdrawal - #6794932 ALQ Buy			1,146.49	13,084.29 DR
23/05/2022	Withdrawal - #6790845 EDV Buy			859.79	12,224.50 DR
25/05/2022	Deposit Managed Fund Sell (HOW8743AU)		457.22		12,681.72 DR
25/05/2022	Withdrawal - Buy(2110999)			12,237.85	443.87 DR
25/05/2022	Deposit - Managed Fund Sell (TGP0034AU) (Auto reprocessed due to distribution entered / deleted on 30/06/2022)		4,017.10		4,460.97 DR
26/05/2022	Deposit - Managed Fund Sell (ETL0172AU) (Auto reprocessed due to distribution entered / deleted on 30/06/2022)		3,480.34		7,941.31 DR
26/05/2022	Deposit - Managed Fund Sell (MAQ8743AU) (Auto reprocessed due to distribution entered / deleted on		5,369.59		13,310.90 DR

Olbertz Superannuation Fund

General Ledger

As at 30 June 2022

Transaction Date	Description	Units	Debit	Credit	Balance \$
	30/06/2022)				
27/05/2022	Deposit - Managed Fund Sell (LAM0044AU)		6,850.20		20,161.10 DR
30/05/2022	Deposit - Managed Fund Sell (PRM8256AU)		2,578.63		22,739.73 DR
30/05/2022	Deposit - Managed Fund Sell (BEG1488AU) (Auto reprocessed due to distribution entered / deleted on 30/06/2022)		4,658.41		27,398.14 DR
30/05/2022	Deposit - Managed Fund Sell (ETL0171AU) (Auto reprocessed due to distribution entered / deleted on 30/06/2022)		5,664.97		33,063.11 DR
01/06/2022	Interest - 01-May-2022 - 31-May-2022		8.48		33,071.59 DR
02/06/2022	Withdrawal - Account Administration Fee - IDPS			135.01	32,936.58 DR
02/06/2022	Withdrawal - Adviser service fee (%)			363.63	32,572.95 DR
02/06/2022	Withdrawal - Portfolio Construction and Management Fee -			630.82	31,942.13 DR
02/06/2022	Withdrawal Mandate fee			64.91	31,877.22 DR
07/06/2022	Deposit - #F44715324 EDV Sell		1,219.89		33,097.11 DR
07/06/2022	Deposit - #F44715688 QUB Sell		227.15		33,324.26 DR
07/06/2022	Withdrawal - #F447154052 RIO Buy			3,493.58	29,830.68 DR
07/06/2022	Withdrawal - #F447154664 WOR Buy			1,948.88	27,881.80 DR
07/06/2022	Withdrawal - #F447153559 DMP Buy			1,804.91	26,076.89 DR
08/06/2022	Deposit - Managed Fund Sell (PAC0001AU)		11,934.78		38,011.67 DR
15/06/2022	Deposit - #F447221086 MQG Sell		1,743.46		39,755.13 DR
15/06/2022	Deposit - #F447222667 NAB Sell		1,491.12		41,246.25 DR
15/06/2022	Deposit - #F447223554 QBE Sell		553.84		41,800.09 DR
15/06/2022	Withdrawal - #F447226369 WOR Buy			1,438.52	40,361.57 DR
22/06/2022	Deposit - #F447321365 QUB Sell		939.92		41,301.49 DR
29/06/2022	Deposit - #F447341845 S32 Sell		1,281.91		42,583.40 DR
29/06/2022	Deposit - #F447341844 TLS Sell		452.51		43,035.91 DR
29/06/2022	Withdrawal - #F447344276 DMP Buy			1,860.48	41,175.43 DR
			230,651.48	223,384.76	41,175.43 DR
NAB Cash Acc 401287452 (NABCA)					
01/07/2021	Opening Balance				258,059.66 DR
22/07/2021	Internet Transfer Pymt-Id 186667479 J23 Priwat 220721			11,794.64	246,265.02 DR
30/07/2021	Super Con Ralph Olbe Rtz Hold		100,000.00		346,265.02 DR
30/07/2021	Internet Bpay PMT 000187050804 Asic			273.00	345,992.02 DR
19/08/2021	Internet Bpay PMT 000188407124 Tax Office Payments			2,961.60	343,030.42 DR
26/08/2021	Internet Transfer Pymt-Id 188931364 J25			686.00	342,344.42 DR
25/11/2021	Internet Transfer Pymt-Id 194885200 J26 251121			482.00	341,862.42 DR
02/12/2021	Transfeerefund Cust Remediation 434165		2.62		341,865.04 DR
06/01/2022	Internet Bpay PMT 000197488834 Tax Office Payments			7,848.00	334,017.04 DR
06/01/2022	Internet Bpay PMT 000197487995 Tax Office Payments			25,268.84	308,748.20 DR
25/03/2022	Internet Bpay PMT 000202661950 Tax Office Payments			7,848.00	300,900.20 DR
22/04/2022	Internet Bpay PMT 000204475222 Tax Office Payments			7,848.00	293,052.20 DR
29/04/2022	Olbertz Super Fund S Olingen Pty		38,222.81		331,275.01 DR

Olbertz Superannuation Fund

General Ledger

As at 30 June 2022

Transaction Date	Description	Units	Debit	Credit	Balance \$
03/06/2022	Olbertz 03062022 Olb Ertz Hold		27,500.00		358,775.01 DR
03/06/2022	Olbertz 03062022 Olb Ertz Hold		27,500.00		386,275.01 DR
03/06/2022	Internet Transfer Pymt-Id 207493029 Wolfgang 03062022			60,000.00	326,275.01 DR
10/06/2022	Internet Bpay PMT 000207967519 Asic			276.00	325,999.01 DR
24/06/2022	JBN000049 240622 Olb Ertz Hold		10,000.00		335,999.01 DR
24/06/2022	JBN000049 240622 Olb Ertz Hold		110,000.00		445,999.01 DR
			313,225.43	125,286.08	445,999.01 DR

Distributions Receivable (61800)

Betashares Australian High Interest Cash Etf (AAA.AX)

01/07/2021	Opening Balance				5,405.74 DR
16/07/2021	Deposit - Income BSC0004AU			5,405.74	0.00 DR
30/06/2022	2022 Debtors		12,245.92		12,245.92 DR
			12,245.92	5,405.74	12,245.92 DR

Arrowstreet Global Equity No. 2 Fund - Class I (AGENO2)

01/07/2021	Opening Balance				9,917.67 DR
13/07/2021	Deposit - Income MAQ8743AU			9,917.67	0.00 DR
30/06/2022	2022 Debtors		4,101.67		4,101.67 DR
			4,101.67	9,917.67	4,101.67 DR

Fixed Income Strategy 2 (BEG1275AU)

01/07/2021	Opening Balance				1,124.31 DR
04/08/2021	Deposit - Income BEG1275AU			1,124.31	0.00 DR
30/06/2022	2022 Debtors		1.72		1.72 DR
			1.72	1,124.31	1.72 DR

Global Systematic Equities Fund (BEG1488AU)

01/07/2021	Opening Balance				7,073.87 DR
02/08/2021	Deposit - Income BEG1488AU			7,073.87	0.00 DR
30/06/2022	2022 Debtors		2,513.62		2,513.62 DR
			2,513.62	7,073.87	2,513.62 DR

Multi Strategy Alternative Fund (BEG8635AU)

01/07/2021	Opening Balance				6,081.80 DR
06/08/2021	Deposit - Income BEG8635AU			6,081.80	0.00 DR
30/06/2022	2022 Debtors		536.17		536.17 DR
			536.17	6,081.80	536.17 DR

CC JCB Active Bond Fund - Class B (CHN3749AU)

01/07/2021	Opening Balance				66.70 DR
15/07/2021	Deposit - Income CHN3749AU			66.70	0.00 DR
				66.70	0.00 DR

PIMCO Global Bond Fd - Ws Class (ETL0018AU1)

01/07/2021	Opening Balance				18.21 DR
13/07/2021	Deposit - Income ETL0018AU			18.21	0.00 DR
30/06/2022	2022 Debtors		42.54		42.54 DR
			42.54	18.21	42.54 DR

AXA IM Sustainable Equity Fund (ETL0171AU)

01/07/2021	Opening Balance				2,482.12 DR
19/07/2021	Deposit - Income ETL0171AU			2,482.12	0.00 DR

Olbertz Superannuation Fund

General Ledger

As at 30 June 2022

Transaction Date	Description	Units	Debit	Credit	Balance \$
30/06/2022	2022 Debtors		2,389.76		2,389.76 DR
			2,389.76	2,482.12	2,389.76 DR
<u>MFS Concentrated Gbl Equ Tr (Ins) (ETL0172AU)</u>					
01/07/2021	Opening Balance				1,912.39 DR
15/07/2021	Deposit - Income ETL0172AU			1,912.39	0.00 DR
30/06/2022	2022 Debtors		1,581.78		1,581.78 DR
			1,581.78	1,912.39	1,581.78 DR
<u>Kapstream Abs Ret Inc Pl Fd - Cl I (HOW8743AU)</u>					
01/07/2021	Opening Balance				56.41 DR
16/07/2021	Deposit - Income HOW8743AU			56.41	0.00 DR
30/06/2022	2022 Debtors		84.46		84.46 DR
			84.46	56.41	84.46 DR
<u>Janus Henderson Tactical Income (IOF0145AU1)</u>					
01/07/2021	Opening Balance				371.13 DR
19/07/2021	Deposit - Income IOF0145AU			371.13	0.00 DR
30/06/2022	2022 Debtors		684.05		684.05 DR
			684.05	371.13	684.05 DR
<u>Freehold Australian Property Fund (LAM0044AU)</u>					
01/07/2021	Opening Balance				1,463.68 DR
04/08/2021	Deposit - Income LAM0044AU			1,463.68	0.00 DR
30/06/2022	2022 Debtors		1,802.66		1,802.66 DR
			1,802.66	1,463.68	1,802.66 DR
<u>Lendlease Group (LLC.AX1)</u>					
01/07/2021	Opening Balance				52.68 DR
15/09/2021	Deposit - Share Income LLC			52.68	0.00 DR
30/06/2022	2022 Debtors		73.12		73.12 DR
			73.12	52.68	73.12 DR
<u>Antares Diversified Fixed Income (PPL8808AU)</u>					
01/07/2021	Opening Balance				166.36 DR
13/07/2021	Deposit - Income PPL8808AU			166.36	0.00 DR
30/06/2022	2022 Debtors		8.40		8.40 DR
			8.40	166.36	8.40 DR
<u>Mutual Credit Fund (PRM8256AU)</u>					
01/07/2021	Opening Balance				546.52 DR
14/07/2021	Deposit - Income PRM8256AU			546.52	0.00 DR
30/06/2022	2022 Debtors		525.37		525.37 DR
			525.37	546.52	525.37 DR
<u>Western Asset Glb Bnd (SSB3825AU)</u>					
01/07/2021	Opening Balance				182.62 DR
15/07/2021	Deposit - Income SSB3825AU			182.62	0.00 DR
				182.62	0.00 DR
<u>The Fortune Unit Trust (TFUT)</u>					
01/07/2021	Opening Balance				38,222.85 DR
29/04/2022	Olbertz Super Fund S Olingen Pty			38,222.81	0.04 DR
30/06/2022	Distribution from Fortune Unit Trust 2022		65,750.00		65,750.04 DR

Olbertz Superannuation Fund

General Ledger

As at 30 June 2022

Transaction Date	Description	Units	Debit	Credit	Balance \$	
			65,750.00	38,222.81	65,750.04	DR
<u>ClrBrge RARE Infrast Vlue Fd Unhdd (TGP0034AU)</u>						
01/07/2021	Opening Balance				922.37	DR
16/07/2021	Deposit - Income TGP0034AU			922.37	0.00	DR
30/06/2022	2022 Debtors		1,744.35		1,744.35	DR
			1,744.35	922.37	1,744.35	DR
<u>Resolution Capital Glb Prop Sec CIB (WHT2080AU)</u>						
01/07/2021	Opening Balance				64.81	DR
20/07/2021	Deposit - Income WHT2080AU			64.81	0.00	DR
30/06/2022	2022 Debtors		1,246.11		1,246.11	DR
			1,246.11	64.81	1,246.11	DR
Unsettled Trades (61850)						
<u>Aristocrat Leisure Limited (ALL)</u>						
01/07/2021	Opening Balance				728.04	DR
03/07/2021	Deposit - #F443651868 ALL Sell			728.05	0.01	CR
31/03/2022	Clear Residual of Unsettled Trades - from 2021 FY		0.01		0.00	DR
			0.01	728.05	0.00	DR
<u>Commonwealth Bank Australia (CBA)</u>						
01/07/2021	Opening Balance				2,279.78	DR
03/07/2021	Deposit - #F443654369 CBA Sell			2,279.78	0.00	DR
				2,279.78	0.00	DR
<u>National Australia Bank (NAB)</u>						
01/07/2021	Opening Balance				1,400.98	CR
03/07/2021	Withdrawal - #F443656974 NAB Buy		1,400.98		0.00	DR
			1,400.98		0.00	DR
<u>Virgin Money Uk Plc (VUK)</u>						
01/07/2021	Opening Balance				1,203.23	DR
03/07/2021	Deposit - #F443653473 VUK Sell			1,203.23	0.00	DR
				1,203.23	0.00	DR
<u>Woodside Petroleum Ltd (WPL)</u>						
01/07/2021	Opening Balance				1,720.89	CR
03/07/2021	Withdrawal - #F443657310 WPL Buy		1,720.90		0.01	DR
31/03/2022	Clear Residual of Unsettled Trades - from 2021 FY			0.01	0.00	DR
			1,720.90	0.01	0.00	DR
Sundry Debtors (68000)						
<u>Sundry Debtors (68000)</u>						
01/07/2021	Opening Balance				47.40	DR
19/08/2021	Internet Bpay PMT 000188407124 Tax Office Payments		2,961.60		3,009.00	DR
19/08/2021	To Clear ATO ICA & Show Payment of June 2021 Qtr PAYG Instalment			3,009.00	0.00	DR
30/06/2022	Australian Taxation Office		4,245.63		4,245.63	DR
30/06/2022	June 2022 Rental Income		36.95		4,282.58	DR
			7,244.18	3,009.00	4,282.58	DR
Managed Investments (Australian) (74700)						

Olbertz Superannuation Fund

General Ledger

As at 30 June 2022

Transaction Date	Description	Units	Debit	Credit	Balance \$
<u>Arrowstreet Global Equity No. 2 Fund - Class I (AGENO2)</u>					
01/07/2021	Opening Balance	55,526.19			71,934.18 DR
19/08/2021	Withdrawal - Buy(2110999)	6,843.40	8,092.32		80,026.50 DR
23/02/2022	Deposit - Managed Fund Sell (MAQ8743AU) (Auto reprocessed due to distribution entered / deleted on 30/06/2022)	(1,272.06)		1,464.90	78,561.60 DR
23/02/2022	Unrealised Gain writeback as at 23/02/2022		34.38		78,595.98 DR
26/05/2022	Deposit - Managed Fund Sell (MAQ8743AU) (Auto reprocessed due to distribution entered / deleted on 30/06/2022)	(4,955.32)		5,706.55	72,889.43 DR
26/05/2022	Unrealised Gain writeback as at 26/05/2022			1,199.89	71,689.54 DR
30/06/2022	Revaluation - 30/06/2022 @ \$1.075000 (Ex-Distribution) - 56,142.204370 Units on hand			11,336.67	60,352.87 DR
		56,142.20	8,126.70	19,708.01	60,352.87 DR
<u>Fixed Income Strategy 2 (BEG1275AU)</u>					
01/07/2021	Opening Balance	18,802.12			18,990.14 DR
19/08/2021	Withdrawal - Buy(2110999)	2,177.10	2,097.42		21,087.56 DR
16/02/2022	Withdrawal - Buy(2110999)	1,299.61	1,178.75		22,266.31 DR
18/05/2022	Withdrawal - Buy(2110999)	303.70	260.91		22,527.22 DR
30/06/2022	Revaluation - 30/06/2022 @ \$0.832500 (Exit) - 22,582.541320 Units on hand			3,727.25	18,799.97 DR
		22,582.54	3,537.08	3,727.25	18,799.97 DR
<u>Global Systematic Equities Fund (BEG1488AU)</u>					
01/07/2021	Opening Balance	54,196.75			72,130.46 DR
18/08/2021	Withdrawal - Buy(2110999)	2,678.10	3,497.86		75,628.32 DR
28/02/2022	Deposit - Managed Fund Sell (BEG1488AU) (Auto reprocessed due to distribution entered / deleted on 30/06/2022)	(3,635.26)		4,058.41	71,569.91 DR
28/02/2022	Unrealised Gain writeback as at 28/02/2022			65.19	71,504.72 DR
30/05/2022	Deposit - Managed Fund Sell (BEG1488AU) (Auto reprocessed due to distribution entered / deleted on 30/06/2022)	(3,807.45)		4,045.83	67,458.89 DR
30/05/2022	Unrealised Gain writeback as at 30/05/2022			1,230.56	66,228.33 DR
30/06/2022	Revaluation - 30/06/2022 @ \$1.197600 (Exit) - 49,432.138940 Units on hand			7,028.40	59,199.93 DR
		49,432.14	3,497.86	16,428.39	59,199.93 DR
<u>Multi Strategy Alternative Fund (BEG8635AU)</u>					
01/07/2021	Opening Balance	68,983.42			84,835.80 DR
18/08/2021	Withdrawal - Buy(2110999)	6,275.26	7,431.16		92,266.96 DR
18/05/2022	Withdrawal - Buy(2110999)	9,031.02	10,233.05		102,500.01 DR
30/06/2022	Revaluation - 30/06/2022 @ \$1.140900 (Exit) - 84,289.694170 Units on hand			6,333.90	96,166.11 DR
		84,289.69	17,664.21	6,333.90	96,166.11 DR
<u>Custom Portfolio Sol Glb Gwth Fd (BSC0004AU)</u>					
01/07/2021	Opening Balance	71,462.71			97,986.38 DR
01/09/2021	Deposit - Managed Fund Sell (BSC0004AU)	(5,610.65)		6,285.46	91,700.92 DR
01/09/2021	Unrealised Gain writeback as at 01/09/2021			1,085.77	90,615.15 DR

Olbertz Superannuation Fund

General Ledger

As at 30 June 2022

Transaction Date	Description	Units	Debit	Credit	Balance \$
16/02/2022	Withdrawal - Buy(2110999)	14,836.66	16,461.64		107,076.79 DR
25/05/2022	Withdrawal - Buy(2110999)	14,622.05	12,237.85		119,314.64 DR
30/06/2022	Revaluation - 30/06/2022 @ \$0.777610 (Exit) - 95,310.765340 Units on hand			45,200.04	74,114.60 DR
		95,310.77	28,699.49	52,571.27	74,114.60 DR
<u>CC JCB Active Bond Fund - Class B (CHN3749AU)</u>					
01/07/2021	Opening Balance	18,574.12			18,953.03 DR
19/08/2021	Withdrawal - Buy(2110999)	816.58	852.18		19,805.21 DR
18/02/2022	Withdrawal - Buy(2110999)	1,295.45	1,257.62		21,062.83 DR
18/05/2022	Withdrawal - Buy(2110999)	600.11	548.26		21,611.09 DR
30/06/2022	Revaluation - 30/06/2022 @ \$0.898700 (Exit) - 21,286.253160 Units on hand			2,481.13	19,129.96 DR
		21,286.25	2,658.06	2,481.13	19,129.96 DR
<u>PIMCO Global Bond Fd - Ws Class (ETL0018AU1)</u>					
01/07/2021	Opening Balance	14,151.17			14,128.52 DR
19/08/2021	Withdrawal - Buy(2110999)	813.93	820.85		14,949.37 DR
16/02/2022	Withdrawal - Buy(2110999)	722.38	697.24		15,646.61 DR
18/05/2022	Withdrawal - Buy(2110999)	209.00	191.28		15,837.89 DR
30/06/2022	Revaluation - 30/06/2022 @ \$0.892100 (Exit) - 15,896.480090 Units on hand			1,656.64	14,181.25 DR
		15,896.48	1,709.37	1,656.64	14,181.25 DR
<u>AXA IM Sustainable Equity Fund (ETL0171AU)</u>					
01/07/2021	Opening Balance	47,412.23			71,943.31 DR
30/08/2021	Deposit - Managed Fund Sell (ETL0171AU) (Auto reprocessed due to distribution entered / deleted on 30/06/2022)	(1,099.64)		1,395.00	70,548.31 DR
28/02/2022	Deposit - Managed Fund Sell (ETL0171AU) (Auto reprocessed due to distribution entered / deleted on 30/06/2022)	(404.84)		544.35	70,003.96 DR
30/05/2022	Deposit - Managed Fund Sell (ETL0171AU) (Auto reprocessed due to distribution entered / deleted on 30/06/2022)	(3,924.74)		5,277.20	64,726.76 DR
30/05/2022	Unrealised Gain writeback as at 30/05/2022			846.97	63,879.79 DR
30/06/2022	Revaluation - 30/06/2022 @ \$1.449500 (Exit) - 41,983.008540 Units on hand			3,025.42	60,854.37 DR
		41,983.01		11,088.94	60,854.37 DR
<u>MFS Concentrated Gbl Equ Tr (Ins) (ETL0172AU)</u>					
01/07/2021	Opening Balance	15,212.94			53,656.04 DR
26/08/2021	Deposit - Managed Fund Sell (ETL0172AU) (Auto reprocessed due to distribution entered / deleted on 30/06/2022)	(263.11)		767.96	52,888.08 DR
26/08/2021	Unrealised Gain writeback as at 26/08/2021			11.43	52,876.65 DR
16/02/2022	Withdrawal - Buy(2110999)	752.96	2,603.51		55,480.16 DR
26/05/2022	Deposit - Managed Fund Sell (ETL0172AU) (Auto reprocessed due to distribution entered / deleted on 30/06/2022)	(1,103.96)		3,382.09	52,098.07 DR
26/05/2022	Unrealised Gain writeback as at 26/05/2022			754.98	51,343.09 DR
30/06/2022	Revaluation - 30/06/2022 @ \$3.123300 (Exit) - 14,598.830330 Units on hand			5,746.56	45,596.53 DR
		14,598.83	2,603.51	10,663.02	45,596.53 DR

Olbertz Superannuation Fund

General Ledger

As at 30 June 2022

Transaction Date	Description	Units	Debit	Credit	Balance \$
<u>Kapstream Abs Ret Inc PI Fd - CII (HOW8743AU)</u>					
01/07/2021	Opening Balance	13,978.08			14,075.93 DR
19/08/2021	Withdrawal - Buy(2110999)	985.51	995.27		15,071.20 DR
25/05/2022	Deposit Managed Fund Sell (HOW8743AU)	(456.67)		466.53	14,604.67 DR
25/05/2022	Unrealised Gain writeback as at 25/05/2022		6.13		14,610.80 DR
30/06/2022	Revaluation - 30/06/2022 @ \$0.999100 (Exit) - 14,506.925150 Units on hand			116.93	14,493.87 DR
		14,506.93	1,001.40	583.46	14,493.87 DR
<u>Janus Henderson Tactical Income (IOF0145AU1)</u>					
01/07/2021	Opening Balance	21,853.75			23,449.07 DR
19/08/2021	Withdrawal Buy(2110999)	1,931.43	2,042.10		25,491.17 DR
30/06/2022	Revaluation - 30/06/2022 @ \$1.007800 (Exit) - 23,785.179480 Units on hand			1,520.47	23,970.70 DR
		23,785.18	2,042.10	1,520.47	23,970.70 DR
<u>Freehold Australian Property Fund (LAM0044AU)</u>					
01/07/2021	Opening Balance	93,991.49			108,936.13 DR
18/08/2021	Withdrawal - Buy(2110999)	3,695.20	4,400.25		113,336.38 DR
07/03/2022	Deposit - Managed Fund Sell (LAM0044AU) (Auto reprocessed due to distribution entered / deleted on 30/06/2021)	(3,521.90)		3,930.44	109,405.94 DR
27/05/2022	Deposit - Managed Fund Sell (LAM0044AU)	(5,629.22)		6,391.98	103,013.96 DR
27/05/2022	Unrealised Gain writeback as at 27/05/2022			391.41	102,622.55 DR
30/06/2022	Revaluation - 30/06/2022 @ \$1.198300 (Exit) - 88,535.574730 Units on hand		3,469.63		106,092.18 DR
		88,535.57	7,869.88	10,713.83	106,092.18 DR
<u>Packer & Co Investigator Trust (PCOINV)</u>					
01/07/2021	Opening Balance	6,843.75			12,680.09 DR
08/03/2022	Deposit - Managed Fund Sell (PAC0001AU)	(439.94)		913.86	11,766.23 DR
08/03/2022	Unrealised Gain writeback as at 08/03/2022		24.18		11,790.41 DR
08/06/2022	Deposit - Managed Fund Sell (PAC0001AU)	(6,403.81)		11,817.20	26.79 CR
08/06/2022	Unrealised Gain writeback as at 08/06/2022		26.79		0.00 DR
		0.00	50.97	12,731.06	0.00 DR
<u>Antares Diversified Fixed Income (PPL8808AU)</u>					
01/07/2021	Opening Balance	36,969.62			37,734.45 DR
19/08/2021	Withdrawal Buy(2110999)	1,996.14	2,069.94		39,804.39 DR
18/02/2022	Withdrawal - Buy(2110999)	2,144.18	2,095.47		41,899.86 DR
18/05/2022	Withdrawal - Buy(2110999)	907.47	839.26		42,739.12 DR
30/06/2022	Revaluation - 30/06/2022 @ \$0.907490 (Exit) - 42,017.412270 Units on hand			4,608.74	38,130.38 DR
		42,017.41	5,004.67	4,608.74	38,130.38 DR
<u>Mutual Credit Fund (PRM8256AU)</u>					
01/07/2021	Opening Balance	91,642.19			94,144.94 DR
19/08/2021	Withdrawal - Buy(2110999)	6,457.48	6,620.34		100,765.28 DR
16/02/2022	Withdrawal - Buy(2110999)	775.21	787.85		101,553.13 DR
30/05/2022	Deposit - Managed Fund Sell (PRM8256AU)	(2,569.74)		2,629.34	98,923.79 DR
30/05/2022	Unrealised Gain writeback as at			52.24	98,871.55 DR

Olbertz Superannuation Fund

General Ledger

As at 30 June 2022

Transaction Date	Description	Units	Debit	Credit	Balance \$
	30/05/2022				
30/06/2022	Revaluation - 30/06/2022 @ \$0.999650 (Exit) - 96,305.137080 Units on hand			2,600.12	96,271.43 DR
		96,305.14	7,408.19	5,281.70	96,271.43 DR
<u>Western Asset Glb Bnd (SSB3825AU)</u>					
01/07/2021	Opening Balance	13,848.90			14,212.30 DR
19/08/2021	Withdrawal - Buy(2110999)	929.34	949.97		15,162.27 DR
16/02/2022	Withdrawal - Buy(2110999)	783.45	763.90		15,926.17 DR
18/05/2022	Withdrawal - Buy(2110999)	459.78	417.10		16,343.27 DR
30/06/2022	Revaluation - 30/06/2022 @ \$0.884850 (Exit) - 16,021.466770 Units on hand			2,166.68	14,176.59 DR
		16,021.47	2,130.97	2,166.68	14,176.59 DR
<u>ClrBrge RARE Infrast Vlue Fd Unhdd (TGP0034AU)</u>					
01/07/2021	Opening Balance	34,835.27			45,104.71 DR
16/02/2022	Withdrawal - Buy(2110999)	487.44	649.76		45,754.47 DR
25/05/2022	Deposit - Managed Fund Sell (TGP0034AU) (Auto reprocessed due to distribution entered / deleted on 30/06/2022)	(2,904.63)		4,033.08	41,721.39 DR
25/05/2022	Unrealised Gain writeback as at 25/05/2022		13.99		41,735.38 DR
30/06/2022	Revaluation - 30/06/2022 @ \$1.362000 (Exit) - 32,418.086300 Units on hand		2,418.05		44,153.43 DR
		32,418.09	3,081.80	4,033.08	44,153.43 DR
<u>Resolution Capital Glb Prop Sec CIB (WHT2080AU)</u>					
01/07/2021	Opening Balance	14,286.86			15,669.83 DR
26/08/2021	Deposit - Managed Fund Sell (WHT2080AU) (Auto reprocessed due to distribution entered / deleted on 30/06/2022)	(809.38)		821.60	14,848.23 DR
26/08/2021	Unrealised Gain writeback as at 26/08/2021		30.38		14,878.61 DR
18/05/2022	Withdrawal - Buy(2110999)	808.09	837.18		15,715.79 DR
30/06/2022	Revaluation - 30/06/2022 @ \$0.994500 (Exit) - 14,285.568220 Units on hand			1,508.79	14,207.00 DR
		14,285.57	867.56	2,330.39	14,207.00 DR
Other Assets (76000)					
<u>40-Foot Shipping Containers (40-Foot)</u>					
01/07/2021	Opening Balance	61.00			266,360.77 DR
30/06/2022	Revaluation - 30/06/2022 @ \$4,765.260000 (Net Asset Value) - 61.000000 Units on hand		24,320.09		290,680.86 DR
		61.00	24,320.09		290,680.86 DR
Shares in Listed Companies (Australian) (77600)					
<u>Aristocrat Leisure Limited (ALL.AX)</u>					
01/07/2021	Opening Balance	378.00			16,288.02 DR
16/08/2021	Deposit - #F44420605 ALL Sell	(6.00)		159.53	16,128.49 DR
16/08/2021	Unrealised Gain writeback as at 16/08/2021			13.62	16,114.87 DR
14/02/2022	Withdrawal - #F446023173 ALL Buy	21.00	858.16		16,973.03 DR
28/04/2022	Withdrawal - #F446775613 ALL Buy	10.00	325.75		17,298.78 DR
23/05/2022	Withdrawal - #6798433 ALL Buy	54.00	1,801.47		19,100.25 DR
30/06/2022	Revaluation - 30/06/2022 @ \$34.380000 (System Price) - 457.000000 Units on hand			3,388.59	15,711.66 DR

Olbertz Superannuation Fund

General Ledger

As at 30 June 2022

Transaction Date	Description	Units	Debit	Credit	Balance \$
		457.00	2,985.38	3,561.74	15,711.66 DR
<u>Aristocrat Leisure Limited (ALLR.AX)</u>					
25/10/2021	Renounceable Rights Issue for 18 units	18.00			0.00 DR
22/11/2021	Deposit - Custody Share sell (ALLR) [Renounceable Rights Issue - Sold / transferred 18 units of ALLR.AX.]	(18.00)			0.00 DR
		0.00	0.00		0.00 DR
<u>Als Limited (ALQ.AX)</u>					
01/07/2021	Opening Balance	1,026.00			13,379.04 DR
06/07/2021	Deposit - #F443793016 ALQ Sell	(135.00)		1,101.49	12,277.55 DR
06/07/2021	Unrealised Gain writeback as at 06/07/2021		45.03		12,322.58 DR
02/08/2021	Deposit - #F444062547 ALQ Sell	(91.00)		738.10	11,584.48 DR
02/08/2021	Unrealised Gain writeback as at 02/08/2021		30.36		11,614.84 DR
23/05/2022	Withdrawal - #6794932 ALQ Buy	93.00	1,146.49		12,761.33 DR
30/06/2022	Revaluation - 30/06/2022 @ \$10.680000 (System Price) - 893.000000 Units on hand			3,224.09	9,537.24 DR
		893.00	1,221.88	5,063.68	9,537.24 DR
<u>BHP Group Limited (BHP.AX)</u>					
01/07/2021	Opening Balance	700.00			33,999.00 DR
23/08/2021	Withdrawal - #6288057 BHP Buy	18.00	816.71		34,815.71 DR
21/02/2022	Withdrawal - #6629327 BHP Buy	114.00	5,463.80		40,279.51 DR
25/02/2022	Withdrawal - #F446156316 BHP Buy	57.00	2,744.83		43,024.34 DR
15/03/2022	Withdrawal - #F446312535 BHP Buy	19.00	916.63		43,940.97 DR
23/05/2022	Withdrawal - #6793711 BHP Buy	118.00	5,458.77		49,399.74 DR
30/06/2022	Revaluation - 30/06/2022 @ \$41.250000 (System Price) - 1,026.000000 Units on hand			7,077.24	42,322.50 DR
		1,026.00	15,400.74	7,077.24	42,322.50 DR
<u>Commonwealth Bank Of Australia. (CBA.AX)</u>					
01/07/2021	Opening Balance	64.00			6,391.68 DR
25/08/2021	Deposit - #F444311159 CBA Sell	(7.00)		679.68	5,712.00 DR
21/02/2022	Deposit - #6620916 CBA Sell	(57.00)		5,534.57	177.43 DR
30/06/2022	Revaluation - 30/06/2022 @ \$0.000000 - 0.000000 Units on hand			177.43	0.00 DR
		0.00		6,391.68	0.00 DR
<u>Coles Group Limited. (COL.AX)</u>					
01/07/2021	Opening Balance	571.00			9,758.39 DR
21/02/2022	Deposit - #6620927 COL Sell	(571.00)		9,191.72	566.67 DR
21/02/2022	Unrealised Gain writeback as at 21/02/2022			460.87	105.80 DR
30/06/2022	Revaluation - 30/06/2022 @ \$0.000000 - 0.000000 Units on hand			105.80	0.00 DR
		0.00		9,758.39	0.00 DR
<u>Computershare Limited. (CPU.AX)</u>					
01/07/2021	Opening Balance	746.00			12,607.40 DR
16/08/2021	Deposit - #F444202187 CPU Sell	(33.00)		413.67	12,193.73 DR
16/08/2021	Unrealised Gain writeback as at 16/08/2021			27.83	12,165.90 DR
21/02/2022	Deposit - #6620977 CPU Sell	(48.00)		610.17	11,555.73 DR
21/02/2022	Unrealised Gain writeback as at			40.48	11,515.25 DR

Olbertz Superannuation Fund

General Ledger

As at 30 June 2022

Transaction Date	Description	Units	Debit	Credit	Balance \$
	21/02/2022				
25/02/2022	Deposit - #F446151194 CPU Sell	(45.00)		564.09	10,951.16 DR
25/02/2022	Unrealised Gain writeback as at 25/02/2022			37.95	10,913.21 DR
08/03/2022	Deposit - #F446241465 CPU Sell	(62.00)		746.90	10,166.31 DR
08/03/2022	Unrealised Gain writeback as at 08/03/2022			52.29	10,114.02 DR
28/04/2022	Deposit - #F44677519 CPU Sell	(73.00)		949.42	9,164.60 DR
28/04/2022	Unrealised Gain writeback as at 28/04/2022			436.16	8,728.44 DR
23/05/2022	Withdrawal - #6800432 CPU Buy	58.00	1,385.67		10,114.11 DR
30/06/2022	Revaluation - 30/06/2022 @ \$24.640000 (System Price) - 543.000000 Units on hand		3,265.41		13,379.52 DR
		543.00	4,651.08	3,878.96	13,379.52 DR
CSL Limited (CSL.AX)					
01/07/2021	Opening Balance	17.00			4,848.23 DR
07/07/2021	Withdrawal - #F443822504 CSL Buy	4.00	1,130.17		5,978.40 DR
16/07/2021	Withdrawal - #F443913782 CSL Buy	4.00	1,121.47		7,099.87 DR
26/07/2021	Withdrawal - #F443982748 CSL Buy	5.00	1,453.51		8,553.38 DR
24/08/2021	Withdrawal - #F444281317 CSL Buy	4.00	1,224.68		9,778.06 DR
30/08/2021	Withdrawal - #F444341100 CSL Buy	5.00	1,541.26		11,319.32 DR
21/02/2022	Withdrawal - #6628557 CSL Buy	39.00	10,820.07		22,139.39 DR
25/02/2022	Withdrawal - #F446156315 CSL Buy	21.00	5,644.71		27,784.10 DR
08/03/2022	Withdrawal - #F446243213 CSL Buy	9.00	2,326.62		30,110.72 DR
14/05/2022	Withdrawal - #F446922276 CSL Buy	6.00	1,661.92		31,772.64 DR
23/05/2022	Withdrawal - #6796832 CSL Buy	12.00	3,295.63		35,068.27 DR
30/06/2022	Revaluation - 30/06/2022 @ \$269.060000 (System Price) - 126.000000 Units on hand			1,166.71	33,901.56 DR
		126.00	30,220.04	1,166.71	33,901.56 DR
Cleanaway Waste Management Limited (CWY.AX)					
01/07/2021	Opening Balance	1,261.00			3,329.04 DR
17/09/2021	Deposit - #F444541337 CWY Sell	(1,261.00)		2,626.58	702.46 DR
17/09/2021	Unrealised Gain writeback as at 17/09/2021			42.71	659.75 DR
30/06/2022	Revaluation - 30/06/2022 @ \$0.000000 - 0.000000 Units on hand			659.75	0.00 DR
		0.00		3,329.04	0.00 DR
Domino's Pizza Enterprises Ltd (DMP.AX)					
01/07/2021	Opening Balance	82.00			9,881.82 DR
07/09/2021	Deposit - #F444421272 DMP Sell	(12.00)		629.98	9,251.84 DR
07/09/2021	Unrealised Gain writeback as at 07/09/2021			189.69	9,062.15 DR
16/09/2021	Deposit - #F444531137 DMP Sell	(5.00)		255.33	8,806.82 DR
16/09/2021	Unrealised Gain writeback as at 16/09/2021			79.04	8,727.78 DR
22/09/2021	Deposit - #F444591326 DMP Sell	(8.00)		354.87	8,372.91 DR
22/09/2021	Unrealised Gain writeback as at 22/09/2021			126.46	8,246.45 DR
21/02/2022	Deposit - #6621800 DMP Sell	(21.00)		1,268.88	6,977.57 DR
21/02/2022	Unrealised Gain writeback as at 21/02/2022			331.95	6,645.62 DR
07/06/2022	Withdrawal - #F447153559 DMP Buy	27.00	1,804.91		8,450.53 DR

Olbertz Superannuation Fund

General Ledger

As at 30 June 2022

Transaction Date	Description	Units	Debit	Credit	Balance \$
29/06/2022	Withdrawal - #F447344276 DMP Buy	29.00	1,860.48		10,311.01 DR
30/06/2022	Revaluation - 30/06/2022 @ \$68.000000 (System Price) - 92.000000 Units on hand			4,055.01	6,256.00 DR
		92.00	3,665.39	7,291.21	6,256.00 DR
<u>Endeavour Group Limited (EDV.AX)</u>					
21/02/2022	Withdrawal - #6627419 EDV Buy	906.00	5,855.68		5,855.68 DR
29/03/2022	Withdrawal - #F446452012 EDV Buy	227.00	1,625.49		7,481.17 DR
23/05/2022	Withdrawal - #6790845 EDV Buy	111.00	859.79		8,340.96 DR
07/06/2022	Deposit - #F44715324 EDV Sell	(170.00)		1,282.27	7,058.69 DR
30/06/2022	Revaluation - 30/06/2022 @ \$7.570000 (System Price) - 1,074.000000 Units on hand		1,071.49		8,130.18 DR
		1,074.00	9,412.45	1,282.27	8,130.18 DR
<u>Iress Limited (IRE.AX)</u>					
01/07/2021	Opening Balance	612.00			7,900.92 DR
30/06/2022	Revaluation - 30/06/2022 @ \$11.510000 (System Price) - 612.000000 Units on hand			856.80	7,044.12 DR
		612.00		856.80	7,044.12 DR
<u>James Hardie Industries Plc (JHX.AX)</u>					
01/07/2021	Opening Balance	279.00			12,630.33 DR
02/08/2021	Deposit - #F444062690 JHX Sell	(29.00)		1,123.58	11,506.75 DR
02/08/2021	Unrealised Gain writeback as at 02/08/2021			243.38	11,263.37 DR
14/02/2022	Deposit - #F44602544 JHX Sell	(135.00)		2,832.74	8,430.63 DR
14/02/2022	Unrealised Gain writeback as at 14/02/2022			1,132.99	7,297.64 DR
25/02/2022	Deposit - #F446151195 JHX Sell	(115.00)		1,988.34	5,309.30 DR
25/02/2022	Unrealised Gain writeback as at 25/02/2022			965.14	4,344.16 DR
30/06/2022	Revaluation - 30/06/2022 @ \$0.000000 - 0.000000 Units on hand			4,344.16	0.00 DR
		0.00		12,630.33	0.00 DR
<u>Macquarie Group Limited (MQG.AX)</u>					
01/07/2021	Opening Balance	125.00			19,553.75 DR
07/07/2021	Withdrawal - #F443822753 MQG Buy	10.00	1,571.34		21,125.09 DR
15/02/2022	Deposit #F44603504 MQG Sell	(7.00)		1,099.94	20,025.15 DR
15/02/2022	Unrealised Gain writeback as at 15/02/2022			107.50	19,917.65 DR
21/02/2022	Deposit - #6622994 MQG Sell	(3.00)		471.40	19,446.25 DR
21/02/2022	Unrealised Gain writeback as at 21/02/2022			46.07	19,400.18 DR
29/03/2022	Deposit - #F446451196 MQG Sell	(9.00)		1,115.76	18,284.42 DR
29/03/2022	Unrealised Gain writeback as at 29/03/2022			138.21	18,146.21 DR
04/05/2022	Deposit - #F446832858 MQG Sell	(12.00)		1,428.03	16,718.18 DR
04/05/2022	Unrealised Gain writeback as at 04/05/2022			782.61	15,935.57 DR
23/05/2022	Withdrawal - #6791607 MQG Buy	14.00	2,497.51		18,433.08 DR
15/06/2022	Deposit - #F447221086 MQG Sell	(10.00)		1,783.94	16,649.14 DR
15/06/2022	Unrealised Gain writeback as at 15/06/2022			574.80	16,074.34 DR
30/06/2022	Revaluation - 30/06/2022 @ \$164.510000 (System Price) - 108.000000 Units on hand		1,692.74		17,767.08 DR

Olbertz Superannuation Fund

General Ledger

As at 30 June 2022

Transaction Date	Description	Units	Debit	Credit	Balance \$
		108.00	5,761.59	7,548.26	17,767.08 DR
<u>National Australia Bank Limited (NAB.AX)</u>					
01/07/2021	Opening Balance	989.00			25,931.58 DR
23/08/2021	Withdrawal - #6287966 NAB Buy	26.00	714.39		26,645.97 DR
21/02/2022	Withdrawal - #6627591 NAB Buy	55.00	1,693.79		28,339.76 DR
28/04/2022	Deposit - #F44677520 NAB Sell	(89.00)		2,589.63	25,750.13 DR
28/04/2022	Unrealised Gain writeback as at 28/04/2022			545.05	25,205.08 DR
23/05/2022	Withdrawal - #6791185 NAB Buy	137.00	4,243.77		29,448.85 DR
15/06/2022	Deposit - #F447222667 NAB Sell	(53.00)		1,641.75	27,807.10 DR
15/06/2022	Unrealised Gain writeback as at 15/06/2022			284.81	27,522.29 DR
30/06/2022	Revaluation - 30/06/2022 @ \$27.390000 (System Price) - 1,065.000000 Units on hand		1,648.06		29,170.35 DR
		1,065.00	8,300.01	5,061.24	29,170.35 DR
<u>QBE Insurance Group Limited (QBE.AX)</u>					
01/07/2021	Opening Balance	992.00			10,703.68 DR
13/09/2021	Withdrawal - #F444481633 QBE Buy	107.00	1,259.03		11,962.71 DR
14/02/2022	Withdrawal - #F446023172 QBE Buy	48.00	610.08		12,572.79 DR
23/05/2022	Withdrawal - #6797655 QBE Buy	78.00	979.24		13,552.03 DR
15/06/2022	Deposit - #F447223554 QBE Sell	(46.00)		584.66	12,967.37 DR
15/06/2022	Unrealised Gain writeback as at 15/06/2022			45.65	12,921.72 DR
30/06/2022	Revaluation - 30/06/2022 @ \$12.150000 (System Price) - 1,179.000000 Units on hand		1,403.13		14,324.85 DR
		1,179.00	4,251.48	630.31	14,324.85 DR
<u>Qube Holdings Limited (QUB.AX)</u>					
01/07/2021	Opening Balance	3,248.00			10,296.16 DR
07/09/2021	Withdrawal - #F444424219 QUB Buy	261.00	840.36		11,136.52 DR
04/05/2022	Deposit - #F446832223 QUB Sell	(493.00)		1,480.06	9,656.46 DR
04/05/2022	Unrealised Gain writeback as at 04/05/2022			328.27	9,328.19 DR
07/06/2022	Deposit - #F44715688 QUB Sell	(75.00)		201.53	9,126.66 DR
07/06/2022	Unrealised Gain writeback as at 07/06/2022			49.94	9,076.72 DR
22/06/2022	Deposit - #F447321365 QUB Sell	(337.00)		905.55	8,171.17 DR
22/06/2022	Unrealised Gain writeback as at 22/06/2022			224.40	7,946.77 DR
30/06/2022	Revaluation - 30/06/2022 @ \$2.730000 (System Price) - 2,604.000000 Units on hand			837.85	7,108.92 DR
		2,604.00	840.36	4,027.60	7,108.92 DR
<u>REA Group Ltd (REA.AX)</u>					
01/07/2021	Opening Balance	23.00			3,887.69 DR
06/07/2021	Deposit - #F443792859 REA Sell	(9.00)		675.29	3,212.40 DR
06/07/2021	Unrealised Gain writeback as at 06/07/2021			250.18	2,962.22 DR
19/07/2021	Deposit - #F443921360 REA Sell	(14.00)		871.89	2,090.33 DR
19/07/2021	Unrealised Gain writeback as at 19/07/2021			389.17	1,701.16 DR
30/06/2022	Revaluation - 30/06/2022 @ \$0.000000 - 0.000000 Units on hand			1,701.16	0.00 DR
		0.00		3,887.69	0.00 DR

Olbertz Superannuation Fund

General Ledger

As at 30 June 2022

Transaction Date	Description	Units	Debit	Credit	Balance \$
<u>Rio Tinto Limited (RIO.AX)</u>					
01/07/2021	Opening Balance	30.00			3,799.20 DR
16/08/2021	Deposit - #F444204158 RIO Sell	(11.00)		707.86	3,091.34 DR
16/08/2021	Unrealised Gain writeback as at 16/08/2021			256.97	2,834.37 DR
07/09/2021	Withdrawal - #F444422956 RIO Buy	13.00	1,454.52		4,288.89 DR
16/09/2021	Withdrawal - #F444532952 RIO Buy	13.00	1,392.04		5,680.93 DR
22/09/2021	Withdrawal - #F444592961 RIO Buy	13.00	1,235.52		6,916.45 DR
21/02/2022	Withdrawal - #6626725 RIO Buy	7.00	839.96		7,756.41 DR
07/06/2022	Withdrawal - #F447154052 RIO Buy	30.00	3,493.58		11,249.99 DR
30/06/2022	Revaluation - 30/06/2022 @ \$102.700000 (System Price) - 95.000000 Units on hand			1,493.49	9,756.50 DR
		95.00	8,415.62	2,458.32	9,756.50 DR
<u>South32 Limited (S32.AX)</u>					
01/07/2021	Opening Balance	3,809.00			11,160.37 DR
26/07/2021	Deposit - #F443981365 S32 Sell	(202.00)		585.28	10,575.09 DR
21/02/2022	Deposit - #6623506 S32 Sell	(633.00)		1,666.41	8,908.68 DR
25/02/2022	Deposit - #F446151193 S32 Sell	(543.00)		1,391.15	7,517.53 DR
23/05/2022	Withdrawal - #6797366 S32 Buy	184.00	855.16		8,372.69 DR
29/06/2022	Deposit - #F447341845 S32 Sell	(314.00)		1,231.82	7,140.87 DR
29/06/2022	Unrealised Gain writeback as at 29/06/2022			170.91	6,969.96 DR
30/06/2022	Revaluation - 30/06/2022 @ \$3.940000 (System Price) - 2,301.000000 Units on hand		2,095.98		9,065.94 DR
		2,301.00	2,951.14	5,045.57	9,065.94 DR
<u>Seek Limited (SEK.AX)</u>					
01/07/2021	Opening Balance	355.00			11,764.70 DR
16/07/2021	Withdrawal - #F443913380 SEK Buy	28.00	923.52		12,688.22 DR
21/02/2022	Deposit - #6624330 SEK Sell	(46.00)		1,399.79	11,288.43 DR
21/02/2022	Unrealised Gain writeback as at 21/02/2022			249.11	11,039.32 DR
25/02/2022	Withdrawal - #F446156317 SEK Buy	57.00	1,582.97		12,622.29 DR
23/05/2022	Withdrawal - #6799907 SEK Buy	32.00	792.84		13,415.13 DR
30/06/2022	Revaluation - 30/06/2022 @ \$21.000000 (System Price) - 426.000000 Units on hand			4,469.13	8,946.00 DR
		426.00	3,299.33	6,118.03	8,946.00 DR
<u>Skycity Entertainment Group Limited (SKC.AX)</u>					
01/07/2021	Opening Balance	1,914.00			6,220.50 DR
30/06/2022	Revaluation - 30/06/2022 @ \$2.650000 (System Price) - 1,914.000000 Units on hand			1,148.40	5,072.10 DR
		1,914.00		1,148.40	5,072.10 DR
<u>Suncorp Group Limited (SUN.AX)</u>					
01/07/2021	Opening Balance	1,059.00			11,765.49 DR
30/06/2022	Revaluation - 30/06/2022 @ \$10.980000 (System Price) - 1,059.000000 Units on hand			137.67	11,627.82 DR
		1,059.00		137.67	11,627.82 DR
<u>Tabcorp Holdings Limited (TAH.AX)</u>					
01/07/2021	Opening Balance	3,579.00			18,539.22 DR

Olbertz Superannuation Fund

General Ledger

As at 30 June 2022

Transaction Date	Description	Units	Debit	Credit	Balance \$
21/02/2022	Deposit - #6625223 TAH Sell	(203.00)		910.71	17,628.51 DR
21/02/2022	Unrealised Gain writeback as at 21/02/2022		94.32		17,722.83 DR
14/05/2022	Deposit - #F446921266 TAH Sell	(282.00)		1,263.06	16,459.77 DR
14/05/2022	Unrealised Gain writeback as at 14/05/2022			502.87	15,956.90 DR
23/05/2022	Withdrawal - #6799171 TAH Buy	241.00	1,280.79		17,237.69 DR
26/05/2022	1:1 DIST OF ORD SHS IN THE LOTTERY CORPORATION LIMITED (TLC)	0.00		9,638.84	7,598.85 DR
30/06/2022	Revaluation - 30/06/2022 @ \$1.065000 (System Price) - 3,335.000000 Units on hand			4,047.07	3,551.78 DR
		3,335.00	1,375.11	16,362.55	3,551.78 DR
<u>The Lottery Corporation Limited (TLC.AX)</u>					
26/05/2022	1:1 DIST OF ORD SHS IN THE LOTTERY CORPORATION LIMITED (TLC)	3,335.00	9,638.84		9,638.84 DR
30/06/2022	Revaluation - 30/06/2022 @ \$4.520000 (System Price) - 3,335.000000 Units on hand		5,435.36		15,074.20 DR
		3,335.00	15,074.20		15,074.20 DR
<u>Telstra Corporation Limited. (TLS.AX)</u>					
01/07/2021	Opening Balance	4,764.00			17,912.64 DR
21/02/2022	Deposit - #6625450 TLS Sell	(799.00)		2,546.49	15,366.15 DR
21/02/2022	Unrealised Gain writeback as at 21/02/2022		1.16		15,367.31 DR
28/04/2022	Withdrawal - #F446775612 TLS Buy	118.00	473.61		15,840.92 DR
23/05/2022	Withdrawal - #6803117 TLS Buy	656.00	2,578.11		18,419.03 DR
29/06/2022	Deposit - #F447341844 TLS Sell	(119.00)		477.54	17,941.49 DR
29/06/2022	Unrealised Gain writeback as at 29/06/2022			77.82	17,863.67 DR
30/06/2022	Revaluation - 30/06/2022 @ \$3.850000 (System Price) - 4,620.000000 Units on hand			76.67	17,787.00 DR
		4,620.00	3,052.88	3,178.52	17,787.00 DR
<u>TPG Telecom Limited. (TPG.AX)</u>					
01/07/2021	Opening Balance	448.00			2,804.48 DR
21/02/2022	Withdrawal - #6628950 TPG Buy	163.00	945.71		3,750.19 DR
28/04/2022	Withdrawal - #F446775614 TPG Buy	123.00	746.53		4,496.72 DR
30/06/2022	Revaluation - 30/06/2022 @ \$5.970000 (System Price) - 734.000000 Units on hand			114.74	4,381.98 DR
		734.00	1,692.24	114.74	4,381.98 DR
<u>Virgin Money Uk Plc (VUK.AX)</u>					
01/07/2021	Opening Balance	1,598.00			5,880.64 DR
17/03/2022	Deposit - #F446351422 VUK Sell	(1,598.00)		3,909.92	1,970.72 DR
17/03/2022	Unrealised Gain writeback as at 17/03/2022		2,531.51		4,502.23 DR
30/06/2022	Revaluation - 30/06/2022 @ \$0.000000 - 0.000000 Units on hand			4,502.23	0.00 DR
		0.00	2,531.51	8,412.15	0.00 DR
<u>Woodside Energy Group Ltd (WDS.AX)</u>					
25/05/2022	WPL.AX to WDS.AX	618.00	15,774.85		15,774.85 DR
30/06/2022	BHP and WPL Demerger Income	185.00	5,519.88		21,294.73 DR
30/06/2022	Revaluation - 30/06/2022 @ \$31.840000 (System Price) - 803.000000 Units on hand		4,272.79		25,567.52 DR

Olbertz Superannuation Fund

General Ledger

As at 30 June 2022

Transaction Date	Description	Units	Debit	Credit	Balance \$
		803.00	25,567.52		25,567.52 DR
<u>Worley Limited (WOR.AX)</u>					
28/04/2022	Withdrawal - #F446775611 WOR Buy	253.00	3,487.48		3,487.48 DR
07/06/2022	Withdrawal - #F447154664 WOR Buy	127.00	1,948.88		5,436.36 DR
15/06/2022	Withdrawal - #F447226369 WOR Buy	95.00	1,438.52		6,874.88 DR
30/06/2022	Revaluation - 30/06/2022 @ \$14.240000 (System Price) - 475.000000 Units on hand			110.88	6,764.00 DR
		475.00	6,874.88	110.88	6,764.00 DR
<u>Woodside Petroleum Ltd (WPL.AX)</u>					
01/07/2021	Opening Balance	582.00			12,926.22 DR
14/02/2022	Withdrawal - #F446023171 WPL Buy	71.00	1,885.34		14,811.56 DR
15/03/2022	Deposit - #F44631942 WPL Sell	(35.00)		1,138.41	13,673.15 DR
15/03/2022	Unrealised Gain writeback as at 15/03/2022		168.32		13,841.47 DR
28/04/2022	Deposit - #F44677518 WPL Sell	(76.00)		2,433.08	11,408.39 DR
28/04/2022	Unrealised Gain writeback as at 28/04/2022		256.70		11,665.09 DR
23/05/2022	Withdrawal - #6802125 WPL Buy	76.00	2,279.04		13,944.13 DR
25/05/2022	WPL.AX to WDS.AX	(618.00)			13,944.13 DR
25/05/2022	WPL.AX to WDS.AX	0.00		15,774.85	1,830.72 CR
30/06/2022	Revaluation - 30/06/2022 @ \$0.000000 - 0.000000 Units on hand		1,830.72		0.00 DR
		0.00	6,420.12	19,346.34	0.00 DR
<u>Xero Limited (XRO.AX)</u>					
01/09/2021	Withdrawal - #F444381408 XRO Buy	22.00	3,311.15		3,311.15 DR
17/03/2022	Deposit - #F446353033 XRO Sell	(22.00)		3,311.15	0.00 DR
		0.00	3,311.15	3,311.15	0.00 DR
Stapled Securities (78000)					
<u>Lendlease Group (LLC.AX1)</u>					
01/07/2021	Opening Balance	1,169.00			13,396.74 DR
16/07/2021	Withdrawal - #F443914138 LLC Buy	129.00	1,535.12		14,931.86 DR
23/05/2022	Withdrawal - #6802448 LLC Buy	83.00	914.48		15,846.34 DR
30/06/2022	Revaluation - 30/06/2022 @ \$9.110000 (System Price) - 1,381.000000 Units on hand			3,265.43	12,580.91 DR
		1,381.00	2,449.60	3,265.43	12,580.91 DR
Units in Unlisted Unit Trusts (Australian) (78400)					
<u>The Fortune Unit Trust (TFUT)</u>					
01/07/2021	Opening Balance	1,154,167.18			2,373,394.76 DR
30/06/2022	Revaluation - 30/06/2022 @ \$1.947895 (Net Asset Value) - 1,154,167.180000 Units on hand			125,198.28	2,248,196.48 DR
30/06/2022	Revaluation - 30/06/2022 @ \$0.000000 (Net Asset Value) - 1,154,167.180000 Units on hand			2,248,196.48	0.00 DR
		1,154,167.18		2,373,394.76	0.00 DR
Unsettled Trades (83150)					
<u>40-Foot Shipping Containers (40-Foot)</u>					
01/07/2021	Opening Balance				3,380.73 CR
16/07/2021	June 2021 Rental Income		40.84		3,339.89 CR

Olbertz Superannuation Fund

General Ledger

As at 30 June 2022

Transaction Date	Description	Units	Debit	Credit	Balance \$
16/08/2021	July 2021 Rental Income		41.61		3,298.28 CR
16/09/2021	August 2021 Rental Income		64.19		3,234.09 CR
16/10/2021	September 2021 Rental Income		40.75		3,193.34 CR
16/11/2021	October 2021 Rental Income		41.72		3,151.62 CR
16/12/2021	November 2021 Rental Income		39.31		3,112.31 CR
16/01/2022	December 2021 Rental Income		41.32		3,070.99 CR
16/02/2022	January 2022 Rental Income		40.38		3,030.61 CR
16/03/2022	February 2022 Rental Income		36.93		2,993.68 CR
16/04/2022	March 2022 Rental Income		42.30		2,951.38 CR
16/05/2022	April 2022 Rental Income		58.49		2,892.89 CR
16/06/2022	May 2022 Rental Income		39.71		2,853.18 CR
			527.55		2,853.18 CR
Income Tax Payable/Refundable (85000)					
<u>Income Tax Payable/Refundable (85000)</u>					
01/07/2021	Opening Balance				4,504.63 DR
06/01/2022	Internet Bpay PMT 000197488834 Tax Office Payments		7,848.00		12,352.63 DR
25/03/2022	Internet Bpay PMT 000202661950 Tax Office Payments		7,848.00		20,200.63 DR
22/04/2022	Internet Bpay PMT 000204475222 Tax Office Payments		7,848.00		28,048.63 DR
30/06/2022	Australian Taxation Office			4,504.63	23,544.00 DR
30/06/2022	Australian Taxation Office		7,848.00		31,392.00 DR
30/06/2022	Create Entries - Franking Credits Adjustment - 30/06/2022		7,343.71		38,735.71 DR
30/06/2022	Create Entries - Foreign Credits Adjustment - 30/06/2022		960.55		39,696.26 DR
30/06/2022	Create Entries - Income Tax Expense - 30/06/2022			26,999.25	12,697.01 DR
			39,696.26	31,503.88	12,697.01 DR
PAYG Payable (86000)					
<u>PAYG Payable (86000)</u>					
01/07/2021	Opening Balance				3,009.00 CR
19/08/2021	To Clear ATO ICA & Show Payment of June 2021 Qtr PAYG Instalment		3,009.00		0.00 DR
30/06/2022	Australian Taxation Office			7,848.00	7,848.00 CR
			3,009.00	7,848.00	7,848.00 CR
Sundry Creditors (88000)					
<u>Sundry Creditors (88000)</u>					
01/07/2021	Opening Balance				24,668.85 CR
06/01/2022	Internet Bpay PMT 000197487995 Tax Office Payments		24,668.85		0.00 DR
			24,668.85		0.00 DR
Total Debits:	8,437,340.27				
Total Credits:	8,437,340.27				

Olbertz Superannuation Fund

Create Entries Report

For the period 01 July 2021 to 30 June 2022

Create Entries Financial Year Summary 01 July 2021 - 30 June 2022

Total Profit	Amount
Income	(2,047,950.64)
Less Expense	89,729.03
Total Profit	(2,137,679.67)

Tax Summary	Amount
Fund Tax Rate	15.00 %
Total Profit	(2,137,679.67)
Less Permanent Differences	(2,478,069.44)
Less Timing Differences	0.00
Less Exempt Pension Income	0.00
Less Other Non Taxable Income	171,821.00
Less LIC Deductions	0.00
Add SMSF Non Deductible Expenses	0.00
Add Other Non Deductible Expenses	0.00
Add Total Franking/Foreign/TFN/FRW Credits	8,304.26
Less Realised Accounting Capital Gains	28,014.80
Less Accounting Trust Distributions	105,421.09
Add Taxable Trust Distributions	83,280.51
Add Distributed Foreign income	3,802.22
Add Total Net Capital Gains	49,477.69
Less Tax Losses Deducted	0.00
Add SMSF Annual Return Rounding	(2.56)
Taxable Income	179,995.00
Income Tax on Taxable Income or Loss	26,999.25

Profit/(Loss) Available for Allocation	Amount
Total Available Profit	(2,352,679.67)
Franking Credits	7,343.71
TFN Credits	0.00
Foreign Credits	960.55
FRW Credits	0.00
Total	(2,345,335.96)

Income Tax Expense Available for Allocation	Amount
Income Tax on Taxable Income or Loss	26,999.25
Member Specific Income Tax	(8,250.00)
Total Income Tax Expense Allocation	18,749.25

Final Segment 1 from 01 July 2021 to 30 June 2022

Pool Name Unsegregated Pool

Total Profit	Amount
Income	(2,047,950.64)
Less Expense	89,729.03
Total Profit	(2,137,679.67)

Create Entries Summary	Amount
Fund Tax Rate	15.00 %
Total Profit	(2,137,679.67)
Less Permanent Differences	(2,478,069.44)
Less Timing Differences	0.00
Less Exempt Pension Income	0.00
Less Other Non Taxable Income	171,821.00
Add SMSF Non Deductible Expenses	0.00
Add Other Non Deductible Expenses	0.00
Add Total Franking/Foreign/TFN/FRW Credits	8,304.26
Less Realised Accounting Capital Gains	28,014.80
Less Accounting Trust Distributions	105,421.09
Add Taxable Trust Distributions	83,280.51
Add Distributed Foreign income	3,802.22
Add Capital Gains Adjustment	49,477.69
Less Tax Losses Deducted	0.00
Add Taxable Income Adjustment	(2.56)
Taxable Income	179,995.00
Income Tax on Taxable Income or Loss	26,999.25

Member Weighted Balance Summary	Weighting%	Amount
Dirk Olbertz(OLBDIR00001A)	21.10	899,670.64
Ralph Olbertz(OLBRAL00001A)	26.59	1,133,622.53
Wolfgang Olbertz(OLBWOL00001A)	3.85	164,319.74
Wolfgang Olbertz(OLBWOL00005P)	20.04	854,698.63
Kay Olbertz(OLBKAY00001A)	5.02	213,890.56
Kay Olbertz(OLBKAY00007P)	23.40	997,698.63

Profit/(Loss) Available for Allocation	Amount
Total Available Profit	(2,352,679.67)
Franking Credits	7,343.71
TFN Credits	0.00
FRW Credits	0.00
Total	(2,345,335.96)

Allocation to Members	Weighting%	Amount
Dirk Olbertz(OLBDIR00001A)	21.10	(494,865.89)
Ralph Olbertz(OLBRAL00001A)	26.59	(623,624.83)
Wolfgang Olbertz(OLBWOL00001A)	3.85	(90,295.43)
Wolfgang Olbertz(OLBWOL00005P)	20.04	(470,005.33)

Allocation to Members	Weighting%	Amount
Kay Olbertz(OLBKAY00001A)	5.02	(117,735.87)
Kay Olbertz(OLBKAY00007P)	23.40	(548,808.61)

Accumulation Weighted Balance Summary	Weighting%	Amount
Dirk Olbertz(OLBDIR00001A)	37.31	899,670.64
Ralph Olbertz(OLBRAL00001A)	47.01	1,133,622.53
Wolfgang Olbertz(OLBWOL00001A)	6.81	164,319.74
Wolfgang Olbertz(OLBWOL00005P)	0.00	854,698.63
Kay Olbertz(OLBKAY00001A)	8.87	213,890.56
Kay Olbertz(OLBKAY00007P)	0.00	997,698.63

Income Tax Expense Available for Allocation	Amount
Income Tax on Taxable Income or Loss	26,999.25
Member Specific Income Tax	(8,250.00)
Total Income Tax Expense Allocation	18,749.25

Allocation to Members	Weighting%	Amount
Dirk Olbertz(OLBDIR00001A)	37.31	6,995.35
Ralph Olbertz(OLBRAL00001A)	47.01	8,814.02
Wolfgang Olbertz(OLBWOL00001A)	6.81	1,276.82
Wolfgang Olbertz(OLBWOL00005P)	0.00	0.00
Kay Olbertz(OLBKAY00001A)	8.87	1,663.06
Kay Olbertz(OLBKAY00007P)	0.00	0.00

Calculation of daily member weighted balances

Dirk Olbertz (OLBDIR00001A)

Member Balance

01/07/2021	50010	Opening Balance	895,767.90	895,767.90
03/06/2022	52420	Contributions	27,500.00	2,109.59
03/06/2022	53800	Contributions Tax	(4,125.00)	(316.44)
24/06/2022	52420	Contributions	110,000.00	2,109.59
Total Amount (Weighted)				899,670.64

Ralph Olbertz (OLBRAL00001A)

Member Balance

01/07/2021	50010	Opening Balance	1,039,582.81	1,039,582.81
30/07/2021	52420	Contributions	100,000.00	92,054.79
03/06/2022	52420	Contributions	27,500.00	2,109.59
03/06/2022	53800	Contributions Tax	(4,125.00)	(316.44)
24/06/2022	52420	Contributions	10,000.00	191.78
Total Amount (Weighted)				1,133,622.53

Wolfgang Olbertz (OLBWOL00001A)

Member Balance

01/07/2021	50010	Opening Balance	1,021,319.74	1,021,319.74
01/07/2021	57100	Internal Transfers Out	(857,000.00)	(857,000.00)
Total Amount (Weighted)				164,319.74

Calculation of daily member weighted balances

Wolfgang Olbertz (OLBWOL00005P)

Member Balance

01/07/2021	50010	Opening Balance	0.00	0.00
01/07/2021	56100	Internal Transfers In	857,000.00	857,000.00
03/06/2022	54160	Pensions Paid	(30,000.00)	(2,301.37)
Total Amount (Weighted)				854,698.63

Kay Olbertz (OLBKAY00001A)

Member Balance

01/07/2021	50010	Opening Balance	1,213,890.56	1,213,890.56
01/07/2021	57100	Internal Transfers Out	(1,000,000.00)	(1,000,000.00)
Total Amount (Weighted)				213,890.56

Kay Olbertz (OLBKAY00007P)

Member Balance

01/07/2021	50010	Opening Balance	0.00	0.00
01/07/2021	56100	Internal Transfers In	1,000,000.00	1,000,000.00
03/06/2022	54160	Pensions Paid	(30,000.00)	(2,301.37)
Total Amount (Weighted)				997,698.63

Calculation of Net Capital Gains

Capital gains from Unsegregated Pool	76,712.10
Capital gains from Unsegregated Pool - Collectables	0.00
Capital Gain Adjustment from prior segments	0.00
Realised Notional gains	0.00
Carried forward losses from prior years	0.00
Current year capital losses from Unsegregated Pool	2,719.90
Current year capital losses from Unsegregated Pool - Collectables	0.00
Losses Applied	2,719.90
Total CGT Discount Applied	24,514.51
Capital Gain /(Losses carried forward)	49,477.69
CGT allocated in prior segments	0.00
Allocations of Net Capital Gains to Pools	
Capital Gain Proportion - Unsegregated Pool (73992.20/73992.20)=100.00%	49,477.69

Foreign Tax Offset Calculations

Segment 01 July 2021 to 30 June 2022

Claimable FTO - Unsegregated Pool	960.55
Claimable FTO	960.55
Total Claimable Foreign Credits for the Year	960.55
Foreign Tax Offset (Label C1)	960.55
Applied/Claimed FTO	960.55

Allocations of Foreign Tax Offset to Members

Dirk Olbertz(OLBDIR00001A) - 37.31 %	358.38
Ralph Olbertz(OLBRAL00001A) - 47.01 %	451.56
Wolfgang Olbertz(OLBWOL00001A) - 6.81 %	65.41
Wolfgang Olbertz(OLBWOL00005P) - 0.00 %	0.00
Kay Olbertz(OLBKAY00001A) - 8.87 %	85.20
Kay Olbertz(OLBKAY00007P) - 0.00 %	0.00
Total Foreign Tax Offset Allocated to Members	960.55

Olbertz Superannuation Fund

Contributions Breakdown Report

For The Period 01 July 2021 - 30 June 2022

Summary

Member	D.O.B	Age (at 30/06/2021)	Total Super Balance (at 30/06/2021) *1	Concessional	Non-Concessional	Other	Reserves	Total
Olbertz, Dirk	Provided	55	895,767.90	27,500.00	110,000.00	0.00	0.00	137,500.00
Olbertz, Kay	Provided	77 *4	1,213,890.56	0.00	0.00	0.00	0.00	0.00
Olbertz, Ralph	Provided	53	1,039,582.81	27,500.00	110,000.00	0.00	0.00	137,500.00
Olbertz, Wolfgang	Provided	84 *4	1,021,319.74	0.00	0.00	0.00	0.00	0.00
All Members				55,000.00	220,000.00	0.00	0.00	275,000.00

*1 TSB can include information external to current fund's transaction records. The amount is per individual across all funds.

*4 Members aged 75 or over generally can't accept non-mandated contributions. Only mandated employer contribution can be accepted.

Contribution Caps

Member	Contribution Type	Contributions	Cap	Current Position
Olbertz, Dirk	Concessional	27,500.00	27,500.00	At Limit
	Non-Concessional	110,000.00	110,000.00	At Limit
Olbertz, Kay	Concessional	0.00	27,500.00	27,500.00 Below Cap
	Non-Concessional	0.00	0.00	Age 75 Or Above
Olbertz, Ralph	Concessional	27,500.00	27,500.00	At Limit
	Non-Concessional	110,000.00	110,000.00	At Limit
Olbertz, Wolfgang	Concessional	0.00	27,500.00	27,500.00 Below Cap
	Non-Concessional	0.00	0.00	Age 75 Or Above

Carry Forward Unused Concessional Contribution Cap

Member	2017	2018	2019	2020	2021	2022	Current Position
Olbertz, Dirk							
Concessional Contribution Cap	35,000.00	25,000.00	25,000.00	25,000.00	25,000.00	27,500.00	
Concessional Contribution	0.00	0.00	0.00	16,567.97	0.00	27,500.00	
Unused Concessional Contribution	0.00	0.00	25,000.00	8,432.03	25,000.00	0.00	
Cumulative Carry Forward Unused	N/A	N/A	0.00	25,000.00	0.00	0.00	
Maximum Cap Available	35,000.00	25,000.00	25,000.00	50,000.00	25,000.00	27,500.00	At Limit
Total Super Balance	0.00	0.00	0.00	0.00	865,857.65	895,767.90	

Olbertz, Kay							
Concessional Contribution Cap	35,000.00	25,000.00	25,000.00	25,000.00	25,000.00	27,500.00	
Concessional Contribution	0.00	0.00	0.00	0.00	0.00	0.00	
Unused Concessional Contribution	0.00	0.00	25,000.00	25,000.00	25,000.00	27,500.00	
Cumulative Carry Forward Unused	N/A	N/A	0.00	25,000.00	0.00	0.00	
Maximum Cap Available	35,000.00	25,000.00	25,000.00	50,000.00	25,000.00	27,500.00	27,500.00 Below Cap
Total Super Balance	0.00	0.00	0.00	0.00	1,163,433.62	1,213,890.56	
Olbertz, Ralph							
Concessional Contribution Cap	30,000.00	25,000.00	25,000.00	25,000.00	25,000.00	27,500.00	
Concessional Contribution	0.00	0.00	0.00	16,567.97	0.00	27,500.00	
Unused Concessional Contribution	0.00	0.00	25,000.00	8,432.03	25,000.00	0.00	
Cumulative Carry Forward Unused	N/A	N/A	0.00	25,000.00	0.00	0.00	
Maximum Cap Available	30,000.00	25,000.00	25,000.00	50,000.00	25,000.00	27,500.00	At Limit
Total Super Balance	0.00	0.00	0.00	0.00	1,003,695.57	1,039,582.81	
Olbertz, Wolfgang							
Concessional Contribution Cap	35,000.00	25,000.00	25,000.00	25,000.00	25,000.00	27,500.00	
Concessional Contribution	0.00	0.00	0.00	0.00	0.00	0.00	
Unused Concessional Contribution	0.00	0.00	25,000.00	25,000.00	25,000.00	27,500.00	
Cumulative Carry Forward Unused	N/A	N/A	0.00	25,000.00	0.00	0.00	
Maximum Cap Available	35,000.00	25,000.00	25,000.00	50,000.00	25,000.00	27,500.00	27,500.00 Below Cap
Total Super Balance	0.00	0.00	0.00	0.00	978,855.28	1,021,319.74	

NCC Bring Forward Caps

Member	Bring Forward Cap	2019	2020	2021	2022	Total	Current Position
Olbertz, Dirk	N/A	0.00	0.00	0.00	110,000.00	N/A	Bring Forward Not Triggered
Olbertz, Kay	N/A	0.00	0.00	0.00	0.00	N/A	Bring Forward Not Triggered
Olbertz, Ralph	N/A	0.00	100,000.00	0.00	110,000.00	N/A	Bring Forward Not Triggered
Olbertz, Wolfgang	N/A	0.00	0.00	0.00	0.00	N/A	Bring Forward Not Triggered

Olbertz, Dirk

Date	Transaction Description	Contribution Type	Ledger Data				SuperStream Data						
			Concessional	Non-Concession	Other	Reserves	Contribution	Employer	Concessional	Non-Concess	Other		
03/06/2022	Olbertz 03062022 Olb Ertz Hold	Personal - Concessional	27,500.00										
24/06/2022	JBN000049 240622 Olb Ertz Hold	Personal - Non-Concessional		110,000.00									
Total - Olbertz, Dirk			27,500.00	110,000.00	0.00	0.00			0.00	0.00	0.00		



Olbertz, Ralph

Date	Transaction Description	Contribution Type	Ledger Data				SuperStream Data						
			Concessional	Non-Concession	Other	Reserves	Contribution	Employer	Concessional	Non-Concess	Other		
30/07/2021	Super Con Ralph Olbe Rtz Hold	Personal - Non-Concessional		100,000.00									
03/06/2022	Olbertz 03062022 Olb Ertz Hold	Personal - Concessional	27,500.00										
24/06/2022	JBN000049 240622 Olb Ertz Hold	Personal - Non-Concessional		10,000.00									
Total - Olbertz, Ralph			27,500.00	110,000.00	0.00	0.00			0.00	0.00	0.00		



Total for All Members

55,000.00	220,000.00	0.00	0.00
------------------	-------------------	-------------	-------------

Notice of intent to claim or vary a deduction for personal super contributions

Section A: Your details

1 Tax file number (TFN)

PROVIDED

! The ATO does not collect this information provided on this form. This form is to assist you in providing details to your super fund. Your super fund is authorised to request your personal details, including your TFN, under the *Superannuation Industry (Supervision) Act 1993*, the *Income Tax Assessment Act 1997* and the *Taxation Administration Act 1953*. It is not an offence not to provide your TFN. However, if you do not provide your TFN, and your super fund doesn't already hold your TFN, they will not be permitted to accept the contribution(s) covered by this notice. For more information about your privacy please contact the entity you are providing this form to.

2 Name

Title: MR

Family name

OLBERTZ

First given name

DIRK

Other given names

3 Date of birth PROVIDED

4 Current postal address

10 MOOGERAH COURT

Suburb/town/locality

ALBANY CREEK

State/territory

QLD

(Australia only)

Postcode

4035

(Australia only)

Country if outside of Australia

5 Daytime phone number (include area code)

Section B: Super fund's details

6 Fund name

OLBERTZ SUPERANNUATION FUND

7 Fund Australian business number (ABN) 18851293193

8 Member account number OLBDIR00001A

9 Unique Superannuation Identifier (USI) (if known)

Section C: Contribution details

10 Personal contribution details

Is this notice varying an earlier notice? No Yes

If you answered 'No' complete the **Original Notice to Claim a Tax Deduction** section below.
If you answered 'Yes' complete the **Variation of previous valid notice of intent** section below.

ORIGINAL NOTICE TO CLAIM A TAX DEDUCTION

11 Financial year ended 30 June 20

12 My personal contributions to this fund in the above financial year \$

13 The amount of these personal contributions I will be claiming as a tax deduction \$

Section D: Declaration

This form has a declaration where you say the information in it is correct and complete. Please review the information before you sign the declaration. If you provide false or misleading information, or fail to take reasonable care, you may be liable to administrative penalties imposed by taxation law.

INTENTION TO CLAIM A TAX DEDUCTION

! Complete this declaration if you have **not** previously lodged a valid notice with your super fund for these contributions.

I declare that at the time of lodging this notice:

- I intend to claim the personal contributions stated as a tax deduction
- I am a current member of the identified super fund
- the identified super fund currently holds these contributions and has not begun to pay a superannuation income stream based in whole or part on these contributions
- I have not included any of the contributions in an earlier valid notice.

I declare that I am lodging this notice at the earlier of either:

- before the end of the day that I lodged my income tax return for the income year in which the personal contributions were made, **or**
- before the end of the income year following the year in which the contribution was made.

I declare that the information given on this notice is correct and complete.

Name (Print in BLOCK LETTERS)

Signature

Date

> Send your completed notice to your super fund. **Do not send it to us.** The information on this notice is for you and your super fund. We don't collect this information; we only provide a format for you to provide the information to your super fund.

VARIATION OF PREVIOUS VALID NOTICE OF INTENT

14 Financial year ended 30 June 20

15 My personal contributions to this fund in the above financial year \$

16 The amount of these personal contributions claimed in my original notice of intent \$

17 The amount of these personal contributions I will now be claiming as a tax deduction \$

Declaration

This form has a declaration where you sign to indicate that the information in it is correct and complete. Please review the information before you sign the declaration. If you provide false or misleading information, or fail to take reasonable care, you may be liable to administrative penalties imposed by taxation law.

! Complete this declaration if you have already lodged a valid notice with your fund for these contributions and you wish to **reduce** the amount stated in that notice.

VARIATION OF PREVIOUS VALID NOTICE OF INTENT

I declare that at the time of lodging this notice:

- I intend to claim the personal contributions stated as a tax deduction
- I am a current member of the identified super fund
- the identified super fund currently holds these contributions and has not begun to pay a superannuation income stream based in whole or part on these contributions.

*I declare that I wish to vary my previous valid notice for these contributions by **reducing** the amount I advised in my previous notice and I confirm that either:*

- I have lodged my income tax return for the year in which the contribution was made, prior to the end of the following income year, and this variation notice is being lodged before the end of the day on which the return was lodged, **or**

- I have not yet lodged my income tax return for the relevant year and this variation notice is being lodged on or before 30 June in the financial year following the year in which the personal contributions were made, **or**

- the ATO has disallowed my claim for a deduction for the relevant year and this notice reduces the amount stated in my previous valid notice by the amount that has been disallowed.

I declare that the information given on this notice is correct and complete.

Name (Print in BLOCK LETTERS)

Signature

Date

➤ Send your completed variation notice to your super fund. **Do not send it to us.** The information on this notice is for you and your super fund. We don't collect this information; we only provide a format for you to provide the information to your super fund.

Notice of intent to claim or vary a deduction for personal super contributions

Section A: Your details

1 Tax file number (TFN)

PROVIDED

! The ATO does not collect this information provided on this form. This form is to assist you in providing details to your super fund. Your super fund is authorised to request your personal details, including your TFN, under the *Superannuation Industry (Supervision) Act 1993*, the *Income Tax Assessment Act 1997* and the *Taxation Administration Act 1953*. It is not an offence not to provide your TFN. However, if you do not provide your TFN, and your super fund doesn't already hold your TFN, they will not be permitted to accept the contribution(s) covered by this notice. For more information about your privacy please contact the entity you are providing this form to.

2 Name

Title: MR

Family name

OLBERTZ

First given name

RALPH

Other given names

3 Date of birth PROVIDED

4 Current postal address

4 OLTRARNO PLACE

Suburb/town/locality

BRIDGEMAN DOWNS

State/territory

QLD

(Australia only)

Postcode

4035

(Australia only)

Country if outside of Australia

5 Daytime phone number (include area code)

Section B: Super fund's details

6 Fund name

OLBERTZ SUPERANNUATION FUND

7 Fund Australian business number (ABN) 18851293193

8 Member account number OLBRAL00001A

9 Unique Superannuation Identifier (USI) (if known)

Section C: Contribution details

10 Personal contribution details

Is this notice varying an earlier notice? No Yes

If you answered 'No' complete the **Original Notice to Claim a Tax Deduction** section below.
If you answered 'Yes' complete the **Variation of previous valid notice of intent** section below.

ORIGINAL NOTICE TO CLAIM A TAX DEDUCTION

11 Financial year ended 30 June 20

12 My personal contributions to this fund in the above financial year \$

13 The amount of these personal contributions I will be claiming as a tax deduction \$

Section D: Declaration

This form has a declaration where you say the information in it is correct and complete. Please review the information before you sign the declaration. If you provide false or misleading information, or fail to take reasonable care, you may be liable to administrative penalties imposed by taxation law.

INTENTION TO CLAIM A TAX DEDUCTION

! Complete this declaration if you have **not** previously lodged a valid notice with your super fund for these contributions.

I declare that at the time of lodging this notice:

- I intend to claim the personal contributions stated as a tax deduction
- I am a current member of the identified super fund
- the identified super fund currently holds these contributions and has not begun to pay a superannuation income stream based in whole or part on these contributions
- I have not included any of the contributions in an earlier valid notice.

I declare that I am lodging this notice at the earlier of either:

- before the end of the day that I lodged my income tax return for the income year in which the personal contributions were made, **or**
- before the end of the income year following the year in which the contribution was made.

I declare that the information given on this notice is correct and complete.

Name (Print in BLOCK LETTERS)

Signature

Date

> Send your completed notice to your super fund. **Do not send it to us.** The information on this notice is for you and your super fund. We don't collect this information; we only provide a format for you to provide the information to your super fund.

VARIATION OF PREVIOUS VALID NOTICE OF INTENT

14 Financial year ended 30 June 20

15 My personal contributions to this fund in the above financial year \$

16 The amount of these personal contributions claimed in my original notice of intent \$

17 The amount of these personal contributions I will now be claiming as a tax deduction \$

Declaration

This form has a declaration where you sign to indicate that the information in it is correct and complete. Please review the information before you sign the declaration. If you provide false or misleading information, or fail to take reasonable care, you may be liable to administrative penalties imposed by taxation law.

! Complete this declaration if you have already lodged a valid notice with your fund for these contributions and you wish to **reduce** the amount stated in that notice.

VARIATION OF PREVIOUS VALID NOTICE OF INTENT

I declare that at the time of lodging this notice:

- I intend to claim the personal contributions stated as a tax deduction
- I am a current member of the identified super fund
- the identified super fund currently holds these contributions and has not begun to pay a superannuation income stream based in whole or part on these contributions.

- I have not yet lodged my income tax return for the relevant year and this variation notice is being lodged on or before 30 June in the financial year following the year in which the personal contributions were made, **or**
- the ATO has disallowed my claim for a deduction for the relevant year and this notice reduces the amount stated in my previous valid notice by the amount that has been disallowed.

*I declare that I wish to vary my previous valid notice for these contributions by **reducing** the amount I advised in my previous notice and I confirm that either:*

- I have lodged my income tax return for the year in which the contribution was made, prior to the end of the following income year, and this variation notice is being lodged before the end of the day on which the return was lodged, **or**

I declare that the information given on this notice is correct and complete.

Name (Print in BLOCK LETTERS)

Signature

Date

➤ Send your completed variation notice to your super fund. **Do not send it to us.** The information on this notice is for you and your super fund. We don't collect this information; we only provide a format for you to provide the information to your super fund.




Income tax 551

Date generated	08 March 2023
Overdue	\$0.00
Not yet due	\$0.00
Balance	\$0.00

Transactions

11 results found - from 01 July 2021 to 08 March 2023 sorted by processed date ordered newest to oldest

Processed date	Effective date	Description	Debit (DR)	Credit (CR)	Balance
5 Sep 2022	8 Sep 2022	EFT refund for Income Tax for the period from 01 Jul 20 to 30 Jun 21	\$4,254.42		\$0.00
5 Sep 2022	5 Sep 2022	Interest on overpayment for Income Tax for the period from 01 Jul 20 to 30 Jun 21		\$8.79	\$4,254.42 CR
5 Sep 2022	14 Jun 2022	Tax return Self Man Superfund - Income Tax for the period from 01 Jul 20 to 30 Jun 21		\$4,245.63	\$4,245.63 CR
7 Jan 2022	7 Jan 2022	General interest charge			\$0.00
7 Jan 2022	6 Jan 2022	Payment received		\$25,268.84	\$0.00
4 Jan 2022	4 Jan 2022	General interest charge calculated from 01 Dec 21 to 03 Jan 22	\$164.50		\$25,268.84 DR
1 Dec 2021	1 Dec 2021	General interest charge calculated from 01 Nov 21 to 30 Nov 21	\$144.21		\$25,104.34 DR
1 Nov 2021	1 Nov 2021	General interest charge calculated from 01 Oct 21 to 31 Oct 21	\$148.14		\$24,960.13 DR

Processed date	Effective date	Description	Debit (DR)	Credit (CR)	Balance
1 Oct 2021	1 Oct 2021	General interest charge calculated from 01 Sep 21 to 30 Sep 21	\$143.14		\$24,811.99 DR
1 Sep 2021	1 Sep 2021	General interest charge			\$24,668.85 DR
12 Aug 2021	31 Aug 2021	Tax return Self Man Superfund - Income Tax for the period from 01 Jul 19 to 30 Jun 20	\$24,668.85		\$24,668.85 DR



Activity statement 001

Date generated	08 March 2023
Overdue	\$0.00
Not yet due	\$0.00
Balance	\$0.00

Transactions

22 results found - from 01 July 2021 to 08 March 2023 sorted by processed date ordered newest to oldest

Processed date	Effective date	Description	Debit (DR)	Credit (CR)	Balance
5 Mar 2023	5 Mar 2023	General interest charge			\$0.00
5 Mar 2023	28 Feb 2023	Original Activity Statement for the period ending 31 Dec 22 - PAYG Instalments	\$1,153.00		\$0.00
23 Dec 2022	23 Dec 2022	General interest charge			\$1,153.00 CR
23 Dec 2022	22 Dec 2022	Payment received		\$2,306.00	\$1,153.00 CR
1 Nov 2022	1 Nov 2022	General interest charge			\$1,153.00 DR
30 Oct 2022	28 Oct 2022	Original Activity Statement for the period ending 30 Sep 22 - PAYG Instalments	\$1,153.00		\$1,153.00 DR
2 Aug 2022	2 Aug 2022	General interest charge			\$0.00
31 Jul 2022	28 Jul 2022	Original Activity Statement for the period ending 30 Jun 22 - PAYG Instalments	\$7,848.00		\$0.00
29 Jul 2022	28 Jul 2022	Payment received		\$7,848.00	\$7,848.00 CR
26 Apr 2022	22 Apr 2022	Payment received		\$7,848.00	\$0.00
1 Apr 2022	1 Apr 2022	General interest charge			\$7,848.00 DR
28 Mar 2022	25 Mar 2022	Payment received		\$7,848.00	\$7,848.00 DR

Processed date	Effective date	Description	Debit (DR)	Credit (CR)	Balance
14 Mar 2022	28 Apr 2022	Original Activity Statement for the period ending 31 Mar 22 - PAYG Instalments	\$7,848.00		\$15,696.00 DR
7 Mar 2022	28 Feb 2022	Original Activity Statement for the period ending 31 Dec 21 - PAYG Instalments	\$7,848.00		\$7,848.00 DR
7 Jan 2022	7 Jan 2022	General interest charge			\$0.00
7 Jan 2022	6 Jan 2022	Payment received		\$7,848.00	\$0.00
1 Nov 2021	1 Nov 2021	General interest charge			\$7,848.00 DR
31 Oct 2021	28 Oct 2021	Original Activity Statement for the period ending 30 Sep 21 - PAYG Instalments	\$7,848.00		\$7,848.00 DR
20 Aug 2021	20 Aug 2021	General interest charge			\$0.00
20 Aug 2021	19 Aug 2021	Payment received		\$2,961.60	\$0.00
1 Aug 2021	1 Aug 2021	General interest charge			\$2,961.60 DR
1 Aug 2021	28 Jul 2021	Original Activity Statement for the period ending 30 Jun 21 - PAYG Instalments	\$3,009.00		\$2,961.60 DR



Agent HERRON ACCOUNTANTS
Client OLBERTZ SUPERANNUATION
FUND
ABN 18 851 293 193

Print instalment

Account	Period	Document ID
Activity statement – 001 – OLBERTZ SUPERANNUATION FUND	Oct 2021 – Dec 2021	47632846877

Receipt ID	Unavailable
Date lodged	28 February 2022
Payment due date	28 February 2022

Statement summary

Description	Reported Value	Owed to ATO	Owed by ATO
<i>PAYG income tax instalment</i>			
5A Owed to ATO		\$7,848.00	
T7 Instalment amount – Based on the notional tax \$ 31,393.85 from the 2020 assessment.	\$7,848.00		

Amount owing to ATO

\$7,848.00

BPAY®



Bill code 75556
Ref 188512931937060

Telephone and Internet Banking - BPAY®

Contact your bank or financial institution to make this payment from your cheque, savings, debit or credit card account.

For more information see www.bpay.com.au

Australia Post

Payment can be made in person at Australia Post outlets with cash, cheque or money order using the barcode below.

Payment reference number
188512931937060



Agent HERRON ACCOUNTANTS
Client OLBERTZ SUPERANNUATION
FUND
ABN 18 851 293 193

Print instalment

Account	Period	Document ID
Activity statement – 001 – OLBERTZ SUPERANNUATION FUND	Jul 2021 – Sep 2021	47602280514

Receipt ID	Unavailable
Date lodged	28 October 2021
Payment due date	28 October 2021

Statement summary

Description	Reported Value	Owed to ATO	Owed by ATO
PAYG income tax instalment			
5A Owed to ATO		\$7,848.00	
T7 Instalment amount – Based on the notional tax \$ 31,393.85 from the 2020 assessment.	\$7,848.00		

Amount owing to ATO

\$7,848.00

BPAY®



Bill code 75556
Ref 188512931937060

Telephone and Internet Banking - BPAY®

Contact your bank or financial institution to make this payment from your cheque, savings, debit or credit card account.

For more information see www.bpay.com.au

Australia Post

Payment can be made in person at Australia Post outlets with cash, cheque or money order using the barcode below.

Payment reference number
188512931937060



Agent HERRON ACCOUNTANTS
Client OLBERTZ SUPERANNUATION
FUND
ABN 18 851 293 193

Print instalment

Account	Period	Document ID
Activity statement – 001 – OLBERTZ SUPERANNUATION FUND	Jan 2022 – Mar 2022	47662673137

Receipt ID 244401424
Date lodged 14 March 2022
Payment due date 28 April 2022

Statement summary

Description	Reported Value	Owed to ATO	Owed by ATO
PAYG income tax instalment			
5A Owed to ATO		\$7,848.00	
T7 Instalment amount – Based on the notional tax \$ 31,393.85 from the 2020 assessment.	\$7,848.00		

Amount owing to ATO

\$7,848.00

BPAY®



Bill code 75556
Ref 188512931937060

Telephone and Internet Banking - BPAY®

Contact your bank or financial institution to make this payment from your cheque, savings, debit or credit card account.

For more information see www.bpay.com.au

Australia Post

Payment can be made in person at Australia Post outlets with cash, cheque or money order using the barcode below.

Payment reference number
188512931937060



Agent HERRON ACCOUNTANTS
Client OLBERTZ SUPERANNUATION
FUND
ABN 18 851 293 193

Print instalment

Account	Period	Document ID
Activity statement – 001 – OLBERTZ SUPERANNUATION FUND	Apr 2022 – Jun 2022	47692963669

Receipt ID	Unavailable
Date lodged	28 July 2022
Payment due date	28 July 2022

Statement summary

Description	Reported Value	Owed to ATO	Owed by ATO
PAYG income tax instalment			
5A Owed to ATO		\$7,848.00	
T7 Instalment amount – Based on the notional tax \$ 31,393.85 from the 2020 assessment.	\$7,848.00		

Amount owing to ATO

\$7,848.00

BPAY®



Bill code 75556
Ref 188512931937060

Telephone and Internet Banking - BPAY®

Contact your bank or financial institution to make this payment from your cheque, savings, debit or credit card account.

For more information see www.bpay.com.au

Australia Post

Payment can be made in person at Australia Post outlets with cash, cheque or money order using the barcode below.

Payment reference number
188512931937060



Year to date revenue product summary report 2021/2022

Client Name OLBERTZ SUPERANNUATION FUND
Last Updated 04/03/2023
TFN 99148284

Net amounts applicable for the year to date.

Description	ICA001 Total (\$)
Fringe benefits tax instalments	
Wine equalisation tax	
Deferred company/fund instalments	
Pay as you go income tax instalments	31,392.00
Pay as you go income tax withholding	
Luxury car tax	
Goods and services tax	
Goods and services tax instalments	
Goods and services return	0.00
Fuel tax credit	

Total clients for this tax agent : 1

Olbertz Superannuation Fund Investment Summary Report

As at 30 June 2022

Investment	Units	Market Price	Market Value	Average Cost	Accounting Cost	Unrealised Gain/(Loss)	Gain/(Loss)%	Portfolio Weight%
Cash/Bank Accounts								
Encircle Managed Investment Account		41,175.430000	41,175.43 ✓	41,175.43	41,175.43			0.97 %
NAB Cash Acc 401287452		445,999.010000	445,999.01 ✓	445,999.01	445,999.01			10.47 %
			487,174.44		487,174.44			11.43 %
Managed Investments (Australian)								
PPL8808AU Antares Diversified Fixed Income	42,017.41 ✓	0.907490	38,130.38 ✓	1.02	43,027.98	(4,897.60)	(11.38) %	0.89 %
AGENO2 Arrowstreet Global Equity No. 2 Fund - Class I	56,142.20 ✓	1.075000	60,352.87 ✓	1.03	58,095.20	2,257.67	3.89 %	1.42 %
ETL0171AU AXA IM Sustainable Equity Fund	41,983.01 ✓	1.449500	60,854.37 ✓	1.31	54,819.77	6,034.60	11.01 %	1.43 %
CHN3749AU CC JCB Active Bond Fund - Class B	21,286.25 ✓	0.898700	19,129.96 ✓	1.01	21,480.35	(2,350.39)	(10.94) %	0.45 %
TGP0034AU ClrBrge RARE Infrast Vlue Fd Unhdd	32,418.09 ✓	1.362000	44,153.43 ✓	1.29	41,891.49	2,261.94	5.40 %	1.04 %
BSC0004AU Custom Portfolio Sol Gbl Gwth Fd	95,310.77 ✓	0.777610	74,114.60 ✓	0.93	88,603.74	(14,489.14)	(16.35) %	1.74 %
BEG1275AU Fixed Income Strategy 2	22,582.54 ✓	0.832500	18,799.97 ✓	0.99	22,250.93	(3,450.96)	(15.51) %	0.44 %
LAM0044AU Freehold Australian Property Fund	88,535.57 ✓	1.198300	106,092.18 ✓	1.09	96,466.47	9,625.71	9.98 %	2.49 %
BEG1488AU Global Systematic Equities Fund	49,432.14 ✓	1.197600	59,199.93 ✓	1.02	50,251.90	8,948.03	17.81 %	1.39 %
IOF0145AU Janus Henderson Tactical Income	23,785.18 ✓	1.007800	23,970.70 ✓	1.09	25,834.74	(1,864.04)	(7.22) %	0.56 %
HOW8743AU Kapstream Abs Ret Inc PI Fd - CI	14,506.93 ✓	0.999100	14,493.87 ✓	1.02	14,805.47	(311.60)	(2.10) %	0.34 %
ETL0172AU MFS Concentrated Gbl Equ Tr (Ins)	14,598.83 ✓	3.123300	45,596.53 ✓	2.83	41,359.22	4,237.31	10.25 %	1.07 %
BEG8635AU Multi Strategy Alternative Fund	84,289.69 ✓	1.140900	96,166.11 ✓	1.06	88,976.27	7,189.84	8.08 %	2.26 %
PRM8256AU Mutual Credit Fund	96,305.14 ✓	0.999650	96,271.43 ✓	1.01	96,913.90	(642.47)	(0.66) %	2.26 %
ETL0018AU PIMCO Global Bond Fd - Ws Class	15,896.48 ✓	0.892100	14,181.25 ✓	1.00	15,830.18	(1,648.93)	(10.42) %	0.33 %
WHT2080AU Resolution Capital Gbl Prop Sec CIB	14,285.57 ✓	0.994500	14,207.00 ✓	1.01	14,388.57	(181.57)	(1.26) %	0.33 %
SSB3825AU Western Asset Gbl Bnd	16,021.47 ✓	0.884850	14,176.59 ✓	1.01	16,103.31	(1,926.72)	(11.96) %	0.33 %
			799,891.17		791,099.49	8,791.68	1.11 %	18.77 %

Olbertz Superannuation Fund Investment Summary Report


As at 30 June 2022

Investment	Units	Market Price	Market Value	Average Cost	Accounting Cost	Unrealised Gain/(Loss)	Gain/(Loss)%	Portfolio Weight%	
Other Assets									
40-Foot	40-Foot Shipping Containers	61.00	4,366.570000	266,360.77	5,148.01	314,028.40	(47,667.63)	(15.18) %	6.25 %
				266,360.77	314,028.40		(47,667.63)	(15.18) %	6.25 %
Shares in Listed Companies (Australian)									
ALQ.AX	Als Limited	893.00 ✓	10.680000	9,537.24 ✓	7.90	7,055.92	2,481.32	35.17 %	0.22 %
ALL.AX	Aristocrat Leisure Limited	457.00 ✓	34.380000	15,711.66 ✓	24.75	11,311.33	4,400.33	38.90 %	0.37 %
BHP.AX	BHP Group Limited	1,026.00 ✓	41.250000	42,322.50 ✓	35.27	36,185.24	6,137.26	16.96 %	0.99 %
CPU.AX	Computershare Limited.	543.00 ✓	24.640000	13,379.52 ✓	13.29	7,216.35	6,163.17	85.41 %	0.31 %
CSL.AX	CSL Limited	126.00 ✓	269.060000	33,901.56 ✓	277.96	35,023.57	(1,122.01)	(3.20) %	0.80 %
DMP.AX	Domino's Pizza Enterprises Ltd	92.00 ✓	68.000000	6,256.00 ✓	56.56	5,203.86	1,052.14	20.22 %	0.15 %
EDV.AX	Endeavour Group Limited	1,074.00 ✓	7.570000	8,130.18 ✓	6.57	7,058.69	1,071.49	15.18 %	0.19 %
IRE.AX	Iress Limited	612.00 ✓	11.510000	7,044.12 ✓	11.64	7,123.51	(79.39)	(1.11) %	0.17 %
MQG.AX	Macquarie Group Limited	108.00 ✓	164.510000	17,767.08 ✓	91.36	9,866.54	7,900.54	80.07 %	0.42 %
NAB.AX	National Australia Bank Limited	1,065.00 ✓	27.390000	29,170.35 ✓	20.47	21,799.30	7,371.05	33.81 %	0.68 %
QBE.AX	QBE Insurance Group Limited	1,179.00 ✓	12.150000	14,324.85 ✓	9.97	11,751.66	2,573.19	21.90 %	0.34 %
QUB.AX	Qube Holdings Limited	2,604.00 ✓	2.730000	7,108.92 ✓	2.39	6,212.87	896.05	14.42 %	0.17 %
RIO.AX	Rio Tinto Limited	95.00 ✓	102.700000	9,756.50 ✓	101.32	9,625.08	131.42	1.37 %	0.23 %
SEK.AX	Seek Limited	426.00 ✓	21.000000	8,946.00 ✓	17.77	7,571.71	1,374.29	18.15 %	0.21 %
SKC.AX	Skycity Entertainment Group Limited	1,914.00 ✓	2.650000	5,072.10 ✓	2.90	5,553.20	(481.10)	(8.66) %	0.12 %
S32.AX	South32 Limited	2,301.00 ✓	3.940000	9,065.94 ✓	2.48	5,717.50	3,348.44	58.56 %	0.21 %
SUN.AX	Suncorp Group Limited	1,059.00 ✓	10.980000	11,627.82 ✓	8.94	9,472.58	2,155.24	22.75 %	0.27 %
TAH.AX	Tabcorp Holdings Limited	3,335.00 ✓	1.065000	3,551.78 ✓	0.62	2,081.54	1,470.24	70.63 %	0.08 %
TLS.AX	Telstra Corporation Limited.	4,620.00 ✓	3.850000	17,787.00 ✓	3.21	14,842.53	2,944.47	19.84 %	0.42 %
TLC.AX	The Lottery Corporation Limited	3,335.00 ✓	4.520000	15,074.20 ✓	2.89	9,638.84	5,435.36	56.39 %	0.35 %
TPG.AX	TPG Telecom Limited.	734.00 ✓	5.970000	4,381.98 ✓	7.17	5,261.44	(879.46)	(16.72) %	0.10 %
WDS.AX	Woodside Energy Group Ltd	803.00 ✓	31.840000	25,567.52 ✓	26.52	21,294.73	4,272.79	20.07 %	0.60 %

Olbertz Superannuation Fund Investment Summary Report

As at 30 June 2022

Investment	Units	Market Price	Market Value	Average Cost	Accounting Cost	Unrealised Gain/(Loss)	Gain/(Loss)%	Portfolio Weight%
WOR.AX Worley Limited	475.00 ✓	14.240000	6,764.00 ✓	14.47	6,874.88	(110.88)	(1.61) %	0.16 %
			322,248.82		263,742.87	58,505.95	22.18 %	7.56 %
Stapled Securities								
LLC.AX Lendlease Group	1,381.00 ✓	9.110000	12,580.91 ✓	11.55	15,956.83	(3,375.92)	(21.16) %	0.30 %
			12,580.91		15,956.83	(3,375.92)	(21.16) %	0.30 %
Units in Unlisted Unit Trusts (Australian)								
TFUT The Fortune Unit Trust	1,154,167.18	2.056370	2,373,394.76	1.03	1,190,097.59	1,183,297.17	99.43 %	55.69 %
			2,373,394.76		1,190,097.59	1,183,297.17	99.43 %	55.69 %
			4,261,650.87		3,062,099.62	1,199,551.25	39.17 %	100.00 %



Portfolio Valuation

As at 30 June 2022

Olbertz Super Fund

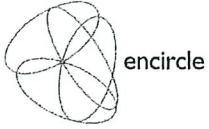
Voitek Biskup

Findex Advice Services Pty Ltd - (CW)

Olbertz Management Pty Ltd ATF Olbertz Superannuation Fund

Investment	Units	Price	Price date	Value
encircle Managed Investment Accounts-SMSF (3167994)				
Cash Account			30-Jun-2022	\$41,175.43
Multi Strategy Alternative (BEG8635AU)	84,289.694220 ✓	\$1.140900	30-Jun-2022	\$96,166.11 ✓
ALS - ORDINARY (ALQ)	893.000000 ✓	\$10.680000	30-Jun-2022	\$9,537.24 ✓
ARISTOCRAT - ORDINARY (ALL)	457.000000 ✓	\$34.380000	30-Jun-2022	\$15,711.66 ✓
BHP GROUP - ORDINARY (BHP)	1,026.000000 ✓	\$41.250000	30-Jun-2022	\$42,322.50 ✓
CSHARE - ORDINARY (CPU)	543.000000 ✓	\$24.640000	30-Jun-2022	\$13,379.52 ✓
CSL - ORDINARY (CSL)	126.000000 ✓	\$269.060000	30-Jun-2022	\$33,901.56 ✓
DOMINOS - ORDINARY (DMP)	92.000000 ✓	\$68.000000	30-Jun-2022	\$6,256.00 ✓
ENDEAVOUR - ORDINARY (EDV)	1,074.000000 ✓	\$7.570000	30-Jun-2022	\$8,130.18 ✓
IRESS - ORDINARY (IRE)	612.000000 ✓	\$11.510000	30-Jun-2022	\$7,044.12 ✓
LEND LEASE - FPO/UNITS STAPLED (LLC)	1,381.000000 ✓	\$9.110000	30-Jun-2022	\$12,580.91 ✓
LOTTERY - ORDINARY (TLC)	3,335.000000 ✓	\$4.520000	30-Jun-2022	\$15,074.20 ✓
ACQ GROUP - ORDINARY (MQG)	108.000000 ✓	\$164.510000	30-Jun-2022	\$17,767.08 ✓
AT. BANK - ORDINARY (NAB)	1,065.000000 ✓	\$27.390000	30-Jun-2022	\$29,170.35 ✓
BE INSUR. - ORDINARY (QBE)	1,179.000000 ✓	\$12.150000	30-Jun-2022	\$14,324.85 ✓
UBE - ORDINARY (QUB)	2,604.000000 ✓	\$2.730000	30-Jun-2022	\$7,108.92 ✓
IO TINTO - ORDINARY (RIO)	95.000000 ✓	\$102.700000	30-Jun-2022	\$9,756.50 ✓
EK - ORDINARY (SEK)	426.000000 ✓	\$21.000000	30-Jun-2022	\$8,946.00 ✓
YCITY - ORD FOR. EXEMPT NZX (SKC)	1,914.000000 ✓	\$2.650000	30-Jun-2022	\$5,072.10 ✓
SOUTH32 - ORDINARY (S32)	2,301.000000 ✓	\$3.940000	30-Jun-2022	\$9,065.94 ✓
SUNCORP - ORDINARY (SUN)	1,059.000000 ✓	\$10.980000	30-Jun-2022	\$11,627.82 ✓
TABCORP - ORDINARY (TAH)	3,335.000000 ✓	\$1.065000	30-Jun-2022	\$3,551.78 ✓
TELSTRA - ORDINARY (TLS)	4,620.000000 ✓	\$3.850000	30-Jun-2022	\$17,787.00 ✓
TPGLIMITED - ORDINARY (TPG)	734.000000 ✓	\$5.970000	30-Jun-2022	\$4,381.98 ✓
WOODSIDE - ORDINARY (WDS)	803.000000 ✓	\$31.840000	30-Jun-2022	\$25,567.52 ✓
WORLEY - ORDINARY (WOR)	475.000000 ✓	\$14.240000	30-Jun-2022	\$6,764.00 ✓
Antares Diversified Fixed Income (PPL8808AU)	42,017.412280 ✓	\$0.907480	30-Jun-2022	\$38,129.96 ✓
CC JCB Active Bond B (CHN3749AU)	21,286.253110 ✓	\$0.898700	30-Jun-2022	\$19,129.96 ✓
Janus Henderson Tactical Income (IOF0145AU)	23,785.179480 ✓	\$1.007800	30-Jun-2022	\$23,970.70 ✓
Kapstream Absolute Return Income Plus I (HOW8743AU)	14,506.925150 ✓	\$0.999100	30-Jun-2022	\$14,493.87 ✓
mutual Credit (PRM8256AU)	96,305.137100 ✓	\$0.999650	30-Jun-2022	\$96,271.43 ✓
Iceon Australian Property Fund (LAM0044AU)	88,535.574730 ✓	\$1.193200	24-Jun-2022	\$105,640.65
rowstreet Global Equity No.2 Class E (MAQ8743AU)	56,142.204370 ✓	\$1.075000	30-Jun-2022	\$60,352.87 ✓
AXA IM Sustainable Equity (ETL0171AU)	41,983.008540 ✓	\$1.449500	30-Jun-2022	\$60,854.37 ✓
BetaShares CPS - Global Growth Fund (BSC0004AU)	95,310.765350 ✓	\$0.777610	30-Jun-2022	\$74,114.60 ✓
Global Systematic Equities Fund (BEG1488AU)	49,432.138930 ✓	\$1.197600	30-Jun-2022	\$59,199.93 ✓
	14,598.830370 ✓	\$3.123300	30-Jun-2022	

4083908_R003_IDP201_B001_000981_2/15



Portfolio Valuation

As at 30 June 2022

Olbertz Management Pty Ltd ATF Olbertz Superannuation Fund

Investment	Units	Price	Price date	Value
encircle Managed Investment Accounts-SMSF (3167994)				
MFS Concentrated Global Equity Trust W (ETL0172AU)				\$45,596.53 ✓
PIMCO Global Bond W (ETL0018AU)	15,896.480110 ✓	\$0.892100	30-Jun-2022	\$14,181.25 ✓
Western Asset Global Bond B (SSB3825AU)	16,021.466740 ✓	\$0.884850	30-Jun-2022	\$14,176.59 ✓
Fixed Income Strategy 2 (FIS2) (BEG1275AU)	22,582.541320 ✓	\$0.832500	30-Jun-2022	\$18,799.97 ✓
ClearBridge RARE Infrstrctr Val Unhdgd (TGP0034AU)	32,418.086320 ✓	\$1.362000	30-Jun-2022	\$44,153.43 ✓
Resolution Capital Glb Ppty Sec UH SII B (WHT2080AU)	14,285.568210 ✓	\$0.994500	30-Jun-2022	\$14,207.00 ✓
Total for encircle Managed Investment Accounts-SMSF (3167994)				\$1,175,444.38
Total for Olbertz Management Pty Ltd ATF Olbertz Superannuation Fund				\$1,175,444.38
Total portfolio				\$1,175,444.38

	2022	2021	Movement 2022	Market Value	Notes
	\$	\$			
MV as at 30/06/2021				2,373,395.00	
Current assets					
Cash on Hand	10.00	10.00	-	-	
NAB account #1589	448,815.48	195,637.56	253,177.92	253,177.92	
Trade Receivables	11,475.80	0.00	11,475.80	11,475.80	
Prepayments	0.00	9,974.94	(9,974.94)	(9,974.94)	
Total current assets	460,301.28	205,622.50			
Non-current assets					
Land and Buildings					
Narangba	616,148.05	605,545.01	-	-	Take as no movement in 2022
Geebung	5,000,000.00	1,430,443.86	3,569,556.14	3,569,556.14	
D'Aguilar	0.00	717,796.83	(717,796.83)	(717,796.83)	
Plant & Equipment - Geebung	56,329.29	8,325.44	48,003.85	48,003.85	
Narangba Lot 500	43,283.00	41,048.55	-	-	Take as no movement in 2022
	2,110,348.20	2,803,159.69			
Patents & Trademarks	0.00	6,295,051.26	(6,295,051.26)	(6,295,051.26)	
Prepaid Borrowing Expenses	-	967.48	-	-	
Total non-current assets	8,405,399.46	9,099,178.43			
Total assets	8,865,700.74	9,304,800.93			
Current liabilities					
Sundry Creditors	0.00	273.00	273.00	273.00	
Trade Creditors	1,366.04	80.87	(1,285.17)	(1,285.17)	
Loan - Wolfgang Olbertz	6,963,882.91	7,238,882.91	275,000.00	275,000.00	
Loan - Olbertz Family Trust	1,379.40	20,140.21	18,760.81	18,760.81	
Provision for GST	7,682.64	6,613.03	(1,069.61)	(1,069.61)	
Olbertz Superannuation Fund			-	-	
Balance at Beginning of Year	38,222.81	191,423.96	-	-	
Share of Profit	65,750.05	38,223.85	-	-	
Drawings	(38,222.81)	(191,425.00)	-	-	
	65,750.05	38,222.81			
Accrued Charges	12,262.70	10,499.92	(1,762.78)	(1,762.78)	
Total current liabilities	7,052,323.74	7,314,712.75			
Non-current liabilities					
Loans - NAB	2,695,000.00	2,695,000.00	-	-	
Total non-current liabilities	2,695,000.00	2,695,000.00			
Total liabilities	9,747,323.74	10,009,712.75			
Net liabilities	(881,623.00)	(704,911.82)			
Equity					
Issued units	1,154,167.18	1,154,167.18			
Retained earnings	(2,035,790.18)	(1,859,079.00)			
Total equity	(881,623.00)	(704,911.82)			

477,298
Valuation
30/06/2022

Containers valuation 30/06/2022

Note: Pacific Asset Leasing will buy the containers at cost price if sold within 3 years.
Therefore container market value at 30/06/2022 is based on the purchase price.

No. of containers	Cost price USD	ATO exchange rate 30/06/2022	AUD	Total AUD
36.00	3,000.00	0.6889	4,354.77	156,771.66
25.00	3,690.00	0.6889	5,356.37	133,909.13
61.00				290,680.80
			Market value per container 30/06/2021	4,765.26



Rates for financial year ending 30 June 2022

See the foreign exchange rates listed by country for the financial year ending 30 June 2022.

Foreign currency exchange rates for financial year 2022 – foreign currency equivalent to 1 AUD.

Country	Average rate for year ended 31 Dec 21	Average rate for year ended 30 Jun 22	Nearest actual exchange rate 31 Dec 21	Nearest actual exchange rate 30 Jun 22	Currency
Canada	0.9418	0.9184	0.9245	0.8885	Canadian dollar
China	4.8473	4.6849	4.6250	4.6122	Renminbi
Europe	0.6351	0.6440	0.6411	0.6589	Euro
Hong Kong	5.8405	5.6645	5.6584	5.4058	Hong Kong dollar
India	55.5354	54.6773	53.9000	54.3700	Indian Rupee
Indonesia	10,748.6667	10,442.5020	10,359.0000	10,253.0000	Rupiah
Japan	82.4940	85.1057	83.5200	93.9500	Yen

Malaysia	3.1134	3.0698	3.0301	3.0353	Malaysian ringgit
Taiwan	20.9911	20.5205	20.0800	20.4900	New Taiwan dollar
New Zealand	1.0619	1.0666	1.0628	1.1088	New Zealand dollar
Papua New Guinea	2.6367	2.5499	2.5460	2.4257	Kina
Singapore	1.0096	0.9869	0.9799	0.9584	Singapore dollar
South Korea	859.8060	871.8155	862.6700	895.1200	South Korean won
Switzerland	0.6869	0.6764	0.6632	0.6573	Swiss franc
Thailand	24.0298	24.2649	24.2400	24.3200	Baht
UK	0.5461	0.5455	0.5376	0.5671	Pound sterling
USA	0.7514	0.7258	0.7256	0.6889 ✓	US dollar
Vietnam	17,236.6032	16,603.8127	16,536.0000	16,041.0000	Dong

Notes:

From 1 January 2020, we have used the exchange rates from the Reserve Bank of Australia (<https://www.rba.gov.au/statistics/frequency/exchange-rates.html>). In previous years we have used exchange rates sourced from the Commonwealth Bank of Australia (https://www.commbank.com.au/international/foreign-exchange-rates.html?ei=hp-prodnav_INT-FXrates).

The Reserve Bank of Australia and the Commonwealth Bank publish rates for different countries.

Olbertz Superannuation Fund
Pension Summary

As at 30 June 2022

Member Name : Olbertz, Wolfgang

Member Age : 84* (Date of Birth : Provided)

Member Code	Pension Type	Pension Start Date	Tax Free	Min / PF	Minimum	Maximum	Gross Pension Payments	PAYG	Net Pension Payment	Amount to reach Minimum
OLBWOL00005P	Account Based Pension	01/07/2021	0.00%	3.50%	\$30,000.00*	N/A	\$30,000.00	\$0.00	\$30,000.00	\$0.00

*COVID-19 50% reduction has been applied to the minimum pension amount.

					\$30,000.00	\$0.00	\$30,000.00	\$0.00	\$30,000.00	\$0.00
--	--	--	--	--	--------------------	---------------	--------------------	---------------	--------------------	---------------

Member Name : Olbertz, Kay

Member Age : 77* (Date of Birth : Provided)

Member Code	Pension Type	Pension Start Date	Tax Free	Min / PF	Minimum	Maximum	Gross Pension Payments	PAYG	Net Pension Payment	Amount to reach Minimum
OLBKAY00007P	Account Based Pension	01/07/2021	0.00%	3.00%	\$30,000.00*	N/A	\$30,000.00	\$0.00	\$30,000.00	\$0.00

*COVID-19 50% reduction has been applied to the minimum pension amount.

					\$30,000.00	\$0.00	\$30,000.00	\$0.00	\$30,000.00	\$0.00
--	--	--	--	--	--------------------	---------------	--------------------	---------------	--------------------	---------------

Total :

					\$60,000.00	\$0.00	\$60,000.00	\$0.00	\$60,000.00	\$0.00
--	--	--	--	--	--------------------	---------------	--------------------	---------------	--------------------	---------------

*Age as at 01/07/2021 or pension start date for new pensions.

Olbertz Superannuation Fund
Yearly Projected Pension Calculation Report

As at 01 July 2022

Member Name	Member Code	Pension Type	Pension Start/ Conversion Date	Age (as at 01/07/2022)	Opening Balance	Minimum Amount *	Maximum Amount	Tax Free %	Min Tax Free Payments	Min Taxable Payments
Olbertz, Wolfgang	OLBWOL00005P	Account Based Pension	01/07/2021	85	356,994.67	16,060.00	N/A	0.00	0.00	16,060.00
					356,994.67	16,060.00			0.00	16,060.00
Olbertz, Kay	OLBKAY00007P	Account Based Pension	01/07/2021	78	421,191.39	12,640.00	N/A	0.00	0.00	12,640.00
					421,191.39	12,640.00			0.00	12,640.00
					778,186.06	28,700.00			0.00	28,700.00

* COVID-19 50% reduction has been applied to the minimum pension amount

Olbertz Superannuation Fund General Ledger

As at 30 June 2022

Transaction Date	Description	Units	Debit	Credit	Balance \$
Rental Income (28000)					
40-Foot Shipping Containers (40-Foot)					
16/07/2021	June 2021 Rental Income			40.84	40.84 CR
16/08/2021	July 2021 Rental Income			41.61	82.45 CR
16/09/2021	August 2021 Rental Income			64.19	146.64 CR
16/10/2021	September 2021 Rental Income			40.75	187.39 CR
16/11/2021	October 2021 Rental Income			41.72	229.11 CR
16/12/2021	November 2021 Rental Income			39.31	268.42 CR
16/01/2022	December 2021 Rental Income			41.32	309.74 CR
16/02/2022	January 2022 Rental Income			40.38	350.12 CR
16/03/2022	February 2022 Rental Income			36.93	387.05 CR
16/04/2022	March 2022 Rental Income			42.30	429.35 CR
16/05/2022	April 2022 Rental Income			58.49	487.84 CR
16/06/2022	May 2022 Rental Income			39.71	527.55 CR
30/06/2022	June 2022 Rental Income			36.95	564.50 CR
				564.50	564.50 CR

Total Debits: 0.00

Total Credits: 564.50

RENTAL STATEMENT OF JUNE 2021

PERIOD OF PAYMENT : Monthly

CUSTOMER NAME : Olbertz Management Pty. Ltd. AFT The Olbertz Superannuation Fund

CODE OF CLIENT	OPERATIONAL DATE	DATE FROM	DATE TO	QTY	UNIT PRICE	TOTAL PRICE	DAILY RENTAL PER UNIT (100%)	RENTAL SHARE %	DAILY CUST. RENTAL PER UNIT	N# OF DAYS	MONTHLY RENTAL (100%)	BALANCE DUE TO CLIENTS	ANNUAL R.O.I %	AVG RETURN %
B0825WO003	16/02/2020	01/06/2021	30/06/2021	36	\$3,000.00	\$108,000.00	\$0.03	30.00%	\$0.01	30	\$32.40	\$9.72	0.09%	2.46%
B0825WO004	21/03/2020	01/06/2021	30/06/2021	25	\$3,690.00	\$92,250.00	\$0.03	30.00%	\$0.01	30	\$22.50	\$6.75	0.08%	1.11%
TOTAL											\$54.90	\$16.47		

TO ACCURATELY GAUGE THE PERFORMANCE OF YOUR FLEET, PLEASE SEE THE BOX "AVERAGE RETURN" IN THE FAR RIGHT HAND COLUMN MARKED ***

$$\begin{aligned}
 \text{RBA Exchange Rate} &= \$0.7439 \text{ 16/7/21} \\
 &= \$54.90 * \$0.7439 \\
 &= \$40.84
 \end{aligned}$$

CLIENT'S BANK INFORMATION

Beneficiary name : Olbertz Management Pty. Ltd
 Address of beneficiary :
 Beneficiary bank : National Australia Bank
 Address of Beneficiary Bank :
 Account No : 401287452
 SWIFT CODE: NATAAU3303M
 IBAN:
 BIC:
 BSB: 084004
 Sort code:
 Other information :
 Correspondence bank :
 Correspondence bank address :
 Correspondence bank information
 Expected currency received : AUD

RENTAL STATEMENT OF JULY 2021

PERIOD OF PAYMENT : Monthly

CUSTOMER NAME : Olbertz Management Pty. Ltd. AFT The Olbertz Superannuation Fund

CODE OF CLIENT	OPERATIONAL DATE	DATE FROM	DATE TO	QTY	UNIT PRICE	TOTAL PRICE	DAILY RENTAL PER UNIT (100%)	RENTAL SHARE %	DAILY CUST. RENTAL PER UNIT	N# OF DAYS	MONTHLY RENTAL (100%)	BALANCE DUE TO CLIENTS	ANNUAL R.O.I %	AVG RETURN %
B0825WO003	16/02/2020	01/07/2021	31/07/2021	36	\$3,000.00	\$108,000.00	\$0.03	30.00%	\$0.01	31	\$33.48	\$10.04	0.14%	2.33%
B0825WO004	21/03/2020	01/07/2021	31/07/2021	25	\$3,690.00	\$92,250.00	\$0.03	30.00%	\$0.01	31	\$23.25	\$6.98	0.10%	1.05%
TOTAL											\$56.73	\$17.02		

TO ACCURATELY GAUGE THE PERFORMANCE OF YOUR FLEET, PLEASE SEE THE BOX "AVERAGE RETURN" IN THE FAR RIGHT HAND COLUMN MARKED ***

RBA Exchange Rate = \$0.7336 16/8/21
 = \$56.73 * \$0.7336
 = \$41.61

CLIENT'S BANK INFORMATION

Beneficiary name : Olbertz Management Pty. Ltd
 Address of beneficiary :
 Beneficiary bank : National Australia Bank
 Address of Beneficiary Bank :
 Account No : 401287452
 SWIFT CODE: NATAAU3303M
 IBAN:
 BIC:
 BSB: 084004
 Sort code:
 Other information :
 Correspondence bank :
 Correspondence bank address :
 Correspondence bank information
 Expected currency received : AUD

RENTAL STATEMENT OF AUGUST 2021

PERIOD OF PAYMENT : Monthly

CUSTOMER NAME : Olbertz Management Pty. Ltd. AFT The Olbertz Superannuation Fund

CODE OF CLIENT	OPERATIONAL DATE	DATE FROM	DATE TO	QTY	UNIT PRICE	TOTAL PRICE	DAILY RENTAL PER UNIT (100%)	RENTAL SHARE %	DAILY CUST. RENTAL PER UNIT	N# OF DAYS	MONTHLY RENTAL (100%)	BALANCE DUE TO CLIENTS	ANNUAL R.O.I %	AVG RETURN %
B0825WO003	16/02/2020	01/08/2021	31/08/2021	36	\$3,000.00	\$108,000.00	\$0.03	30.00%	\$0.01	31	\$33.48	\$10.04	0.11%	2.21%
B0825WO004	21/03/2020	01/08/2021	31/08/2021	25	\$3,690.00	\$92,250.00	\$0.07	30.00%	\$0.02	31	\$54.25	\$16.27	0.17%	1.00%
TOTAL											\$87.73	\$26.31		

TO ACCURATELY GAUGE THE PERFORMANCE OF YOUR FLEET, PLEASE SEE THE BOX "AVERAGE RETURN" IN THE FAR RIGHT HAND COLUMN MARKED ***

RBA Exchange Rate = \$0.7317 16/9/21
 = \$87.73 * \$0.7317
 = \$64.19

CLIENT'S BANK INFORMATION

Beneficiary name : Olbertz Management Pty. Ltd
 Address of beneficiary :
 Beneficiary bank : National Australia Bank
 Address of Beneficiary Bank :
 Account No : 401287452
 SWIFT CODE: NATAAU3303M
 IBAN:
 BIC:
 BSB: 084004
 Sort code:
 Other information :
 Correspondence bank :
 Correspondence bank address :
 Correspondence bank information
 Expected currency received : AUD

RENTAL STATEMENT OF SEPTEMBER 2021

PERIOD OF PAYMENT : Monthly

CUSTOMER NAME : Olbertz Management Pty. Ltd. AFT The Olbertz Superannuation Fund

CODE OF CLIENT	OPERATIONAL DATE	DATE FROM	DATE TO	QTY	UNIT PRICE	TOTAL PRICE	DAILY RENTAL PER UNIT (100%)	RENTAL SHARE %	DAILY CUST. RENTAL PER UNIT	N# OF DAYS	MONTHLY RENTAL (100%)	BALANCE DUE TO CLIENTS	ANNUAL R.O.I %	AVG RETURN %
B0825WO003	16/02/2020	01/09/2021	30/09/2021	36	\$3,000.00	\$108,000.00	\$0.03	30.00%	\$0.01	30	\$32.40	\$9.72	0.11%	2.11%
B0825WO004	21/03/2020	01/09/2021	30/09/2021	25	\$3,690.00	\$92,250.00	\$0.03	30.00%	\$0.01	30	\$22.50	\$6.75	0.14%	0.96%
TOTAL											\$54.90	\$16.47		

TO ACCURATELY GAUGE THE PERFORMANCE OF YOUR FLEET, PLEASE SEE THE BOX "AVERAGE RETURN" IN THE FAR RIGHT HAND COLUMN MARKED ***

RBA Exchange Rate = \$0.7422 15/10/21
 = \$54.90 * \$0.7422
 = \$40.75

CLIENT'S BANK INFORMATION

Beneficiary name : Olbertz Management Pty. Ltd
 Address of beneficiary :
 Beneficiary bank : National Australia Bank
 Address of Beneficiary Bank :
 Account No : 401287452
 SWIFT CODE: NATAAU3303M
 IBAN:
 BIC:
 BSB: 084004
 Sort code:
 Other information :
 Correspondence bank :
 Correspondence bank address :
 Correspondence bank information
 Expected currency received : AUD

RENTAL STATEMENT OF OCTOBER 2021

PERIOD OF PAYMENT : Monthly

CUSTOMER NAME : Olbertz Management Pty. Ltd. AFT The Olbertz Superannuation Fund

CODE OF CLIENT	OPERATIONAL DATE	DATE FROM	DATE TO	QTY	UNIT PRICE	TOTAL PRICE	DAILY RENTAL PER UNIT (100%)	RENTAL SHARE %	DAILY CUST. RENTAL PER UNIT	N# OF DAYS	MONTHLY RENTAL (100%)	BALANCE DUE TO CLIENTS	ANNUAL R.O.I %	AVG RETURN %
B0825WO003	16/02/2020	01/10/2021	31/10/2021	36	\$3,000.00	\$108,000.00	\$0.03	30.00%	\$0.01	31	\$33.48	\$10.04	0.12%	2.01%
B0825WO004	21/03/2020	01/10/2021	31/10/2021	25	\$3,690.00	\$92,250.00	\$0.03	30.00%	\$0.01	31	\$23.25	\$6.98	0.08%	0.91%
TOTAL											\$56.73	\$17.02		

TO ACCURATELY GAUGE THE PERFORMANCE OF YOUR FLEET, PLEASE SEE THE BOX "AVERAGE RETURN" IN THE FAR RIGHT HAND COLUMN MARKED ***

RBA Exchange Rate = \$0.7354 16/11/21
 = \$56.73 * \$0.7354
 = \$41.72

CLIENT'S BANK INFORMATION

Beneficiary name : Olbertz Management Pty. Ltd
 Address of beneficiary :
 Beneficiary bank : National Australia Bank
 Address of Beneficiary Bank :
 Account No : 401287452
 SWIFT CODE: NATAAU3303M
 IBAN:
 BIC:
 BSB: 084004
 Sort code:
 Other information :
 Correspondence bank :
 Correspondence bank address :
 Correspondence bank information
 Expected currency received : AUD

RENTAL STATEMENT OF NOVEMBER 2021

PERIOD OF PAYMENT : Monthly

CUSTOMER NAME : Olbertz Management Pty. Ltd. AFT The Olbertz Superannuation Fund

CODE OF CLIENT	OPERATIONAL DATE	DATE FROM	DATE TO	QTY	UNIT PRICE	TOTAL PRICE	DAILY RENTAL PER UNIT (100%)	RENTAL SHARE %	DAILY CUST. RENTAL PER UNIT	N# OF DAYS	MONTHLY RENTAL (100%)	BALANCE DUE TO CLIENTS	ANNUAL R.O.I %	AVG RETURN %
B0825WO003	16/02/2020	01/11/2021	30/11/2021	36	\$3,000.00	\$108,000.00	\$0.03	30.00%	\$0.01	30	\$32.40	\$9.72	0.12%	1.93%
B0825WO004	21/03/2020	01/11/2021	30/11/2021	25	\$3,690.00	\$92,250.00	\$0.03	30.00%	\$0.01	30	\$22.50	\$6.75	0.13%	0.88%
TOTAL											\$54.90	\$16.47		

TO ACCURATELY GAUGE THE PERFORMANCE OF YOUR FLEET, PLEASE SEE THE BOX "AVERAGE RETURN" IN THE FAR RIGHT HAND COLUMN MARKED ***

RBA Exchange Rate = \$0.7160 16/12/21
 = \$54.90 * \$0.7160
 = \$39.31

CLIENT'S BANK INFORMATION

Beneficiary name : Olbertz Management Pty. Ltd
 Address of beneficiary :
 Beneficiary bank : National Australia Bank
 Address of Beneficiary Bank :
 Account No : 401287452
 SWIFT CODE: NATAAU3303M
 IBAN:
 BIC:
 BSB: 084004
 Sort code:
 Other information :
 Correspondence bank :
 Correspondence bank address :
 Correspondence bank information
 Expected currency received : AUD

RENTAL STATEMENT OF DECEMBER 2021

PERIOD OF PAYMENT : Monthly

CUSTOMER NAME : Olbertz Management Pty. Ltd. AFT The Olbertz Superannuation Fund

CODE OF CLIENT	OPERATIONAL DATE	DATE FROM	DATE TO	QTY	UNIT PRICE	TOTAL PRICE	DAILY RENTAL PER UNIT (100%)	RENTAL SHARE %	DAILY CUST. RENTAL PER UNIT	N# OF DAYS	MONTHLY RENTAL (100%)	BALANCE DUE TO CLIENTS	ANNUAL R.O.I %	AVG RETURN %
B0825WO003	16/02/2020	01/12/2021	31/12/2021	36	\$3,000.00	\$108,000.00	\$0.03	30.00%	\$0.01	31	\$33.48	\$10.04	0.16%	1.85%
B0825WO004	21/03/2020	01/12/2021	31/12/2021	25	\$3,690.00	\$92,250.00	\$0.03	30.00%	\$0.01	31	\$23.25	\$6.98	0.12%	0.84%
TOTAL											\$56.73	\$17.02		

TO ACCURATELY GAUGE THE PERFORMANCE OF YOUR FLEET, PLEASE SEE THE BOX "AVERAGE RETURN" IN THE FAR RIGHT HAND COLUMN MARKED ***

RBA Exchange Rate = \$0.7283 14/1/22
 = \$56.73 * \$0.7283
 = \$41.32

CLIENT'S BANK INFORMATION

Beneficiary name : Olbertz Management Pty. Ltd
 Address of beneficiary :
 Beneficiary bank : National Australia Bank
 Address of Beneficiary Bank :
 Account No : 401287452
 SWIFT CODE: NATAAU3303M
 IBAN:
 BIC:
 BSB: 084004
 Sort code:
 Other information :
 Correspondence bank :
 Correspondence bank address :
 Correspondence bank information
 Expected currency received : AUD

RENTAL STATEMENT OF JANUARY 2022

PERIOD OF PAYMENT : Monthly

CUSTOMER NAME : Olbertz Management Pty. Ltd. AFT The Olbertz Superannuation Fund

CODE OF CLIENT	OPERATIONAL DATE	DATE FROM	DATE TO	QTY	UNIT PRICE	TOTAL PRICE	DAILY RENTAL PER UNIT (100%)	RENTAL SHARE %	DAILY CUST. RENTAL PER UNIT	N# OF DAYS	MONTHLY RENTAL (100%)	BALANCE DUE TO CLIENTS	ANNUAL R.O.I %	AVG RETURN %
B0825WO003	16/02/2020	01/01/2022	31/01/2022	36	\$3,000.00	\$108,000.00	\$0.03	30.00%	\$0.01	31	\$33.48	\$10.04	0.14%	1.78%
B0825WO004	21/03/2020	01/01/2022	31/01/2022	25	\$3,690.00	\$92,250.00	\$0.03	30.00%	\$0.01	31	\$23.25	\$6.98	0.09%	0.81%
TOTAL											\$56.73	\$17.02		

TO ACCURATELY GAUGE THE PERFORMANCE OF YOUR FLEET, PLEASE SEE THE BOX "AVERAGE RETURN" IN THE FAR RIGHT HAND COLUMN MARKED ***

RBA Exchange Rate = \$0.7118 14/2/22
 = \$56.73 * \$0.7118
 = \$40.38

CLIENT'S BANK INFORMATION

Beneficiary name : Olbertz Management Pty. Ltd
 Address of beneficiary :
 Beneficiary bank : National Australia Bank
 Address of Beneficiary Bank :
 Account No : 401287452
 SWIFT CODE: NATAAU3303M
 IBAN:
 BIC:
 BSB: 084004
 Sort code:
 Other information :
 Correspondence bank :
 Correspondence bank address :
 Correspondence bank information
 Expected currency received : AUD

RENTAL STATEMENT OF FEBRUARY 2022

PERIOD OF PAYMENT : Monthly

CUSTOMER NAME : Olbertz Management Pty. Ltd. AFT The Olbertz Superannuation Fund

CODE OF CLIENT	OPERATIONAL DATE	DATE FROM	DATE TO	QTY	UNIT PRICE	TOTAL PRICE	DAILY RENTAL PER UNIT (100%)	RENTAL SHARE %	DAILY CUST. RENTAL PER UNIT	N# OF DAYS	MONTHLY RENTAL (100%)	BALANCE DUE TO CLIENTS	ANNUAL R.O.I %	AVG RETURN %
B0825WO003	16/02/2020	01/02/2022	28/02/2022	36	\$3,000.00	\$108,000.00	\$0.03	30.00%	\$0.01	28	\$30.24	\$9.07	0.09%	1.71%
B0825WO004	21/03/2020	01/02/2022	28/02/2022	25	\$3,690.00	\$92,250.00	\$0.03	30.00%	\$0.01	28	\$21.00	\$6.30	0.10%	0.78%
TOTAL											\$51.24	\$15.37		

TO ACCURATELY GAUGE THE PERFORMANCE OF YOUR FLEET, PLEASE SEE THE BOX "AVERAGE RETURN" IN THE FAR RIGHT HAND COLUMN MARKED ***

RBA Exchange Rate = \$0.7207 16/3/22
= \$51.24 * \$0.7207
= \$36.93

CLIENT'S BANK INFORMATION

Beneficiary name : Olbertz Management Pty. Ltd
Address of beneficiary :
Beneficiary bank : National Australia Bank
Address of Beneficiary Bank :
Account No : 401287452
SWIFT CODE: NATAAU3303M
IBAN:
BIC:
BSB: 084004
Sort code:
Other information :
Correspondence bank :
Correspondence bank address :
Correspondence bank information
Expected currency received : AUD

RENTAL STATEMENT OF MARCH 2022

PERIOD OF PAYMENT : Monthly

CUSTOMER NAME : Olbertz Management Pty. Ltd. AFT The Olbertz Superannuation Fund

CODE OF CLIENT	OPERATIONAL DATE	DATE FROM	DATE TO	QTY	UNIT PRICE	TOTAL PRICE	DAILY RENTAL PER UNIT (100%)	RENTAL SHARE %	DAILY CUST. RENTAL PER UNIT	N# OF DAYS	MONTHLY RENTAL (100%)	BALANCE DUE TO CLIENTS	ANNUAL R.O.I %	AVG RETURN %
B0825WO003	16/02/2020	01/03/2022	31/03/2022	36	\$3,000.00	\$108,000.00	\$0.03	30.00%	\$0.01	31	\$33.48	\$10.04	0.11%	1.65%
B0825WO004	21/03/2020	01/03/2022	31/03/2022	25	\$3,690.00	\$92,250.00	\$0.03	30.00%	\$0.01	31	\$23.25	\$6.98	0.10%	0.75%
TOTAL											\$56.73	\$17.02		

TO ACCURATELY GAUGE THE PERFORMANCE OF YOUR FLEET, PLEASE SEE THE BOX "AVERAGE RETURN" IN THE FAR RIGHT HAND COLUMN MARKED ***

RBA Exchange Rate = \$0.7458 14/4/22
 = \$56.73 * \$0.7458
 = \$42.30

CLIENT'S BANK INFORMATION

Beneficiary name : Olbertz Management Pty. Ltd
 Address of beneficiary :
 Beneficiary bank : National Australia Bank
 Address of Beneficiary Bank :
 Account No : 401287452
 SWIFT CODE: NATAAU3303M
 IBAN:
 BIC:
 BSB: 084004
 Sort code:
 Other information :
 Correspondence bank :
 Correspondence bank address :
 Correspondence bank information
 Expected currency received : AUD

RENTAL STATEMENT OF APRIL 2022

PERIOD OF PAYMENT : Monthly

CUSTOMER NAME : Olbertz Management Pty. Ltd. AFT The Olbertz Superannuation Fund

CODE OF CLIENT	OPERATIONAL DATE	DATE FROM	DATE TO	QTY	UNIT PRICE	TOTAL PRICE	DAILY RENTAL PER UNIT (100%)	RENTAL SHARE %	DAILY CUST. RENTAL PER UNIT	N# OF DAYS	MONTHLY RENTAL (100%)	BALANCE DUE TO CLIENTS	ANNUAL R.O.I %	AVG RETURN %
B0825WO003	16/02/2020	01/04/2022	30/04/2022	36	\$3,000.00	\$108,000.00	\$0.03	30.00%	\$0.01	30	\$32.40	\$9.72	0.13%	1.59%
B0825WO004	21/03/2020	01/04/2022	30/04/2022	25	\$3,690.00	\$92,250.00	\$0.07	30.00%	\$0.02	30	\$52.50	\$15.75	0.16%	0.73%
TOTAL											\$84.90	\$25.47		

TO ACCURATELY GAUGE THE PERFORMANCE OF YOUR FLEET, PLEASE SEE THE BOX "AVERAGE RETURN" IN THE FAR RIGHT HAND COLUMN MARKED ***

RBA Exchange Rate = \$0.6889 16/5/22
 = \$84.90 * \$0.6889
 = \$58.49

CLIENT'S BANK INFORMATION

Beneficiary name : Olbertz Management Pty. Ltd
 Address of beneficiary :
 Beneficiary bank : National Australia Bank
 Address of Beneficiary Bank :
 Account No : 401287452
 SWIFT CODE: NATAAU3303M
 IBAN:
 BIC:
 BSB: 084004
 Sort code:
 Other information :
 Correspondence bank :
 Correspondence bank address :
 Correspondence bank information
 Expected currency received : AUD

RENTAL STATEMENT OF MAY 2022

PERIOD OF PAYMENT : Monthly

CUSTOMER NAME : Olbertz Management Pty. Ltd. AFT The Olbertz Superannuation Fund

CODE OF CLIENT	OPERATIONAL DATE	DATE FROM	DATE TO	QTY	UNIT PRICE	TOTAL PRICE	DAILY RENTAL PER UNIT (100%)	RENTAL SHARE %	DAILY CUST. RENTAL PER UNIT	N# OF DAYS	MONTHLY RENTAL (100%)	BALANCE DUE TO CLIENTS	ANNUAL R.O.I %	AVG RETURN %
B0825WO003	16/02/2020	01/05/2022	31/05/2022	36	\$3,000.00	\$108,000.00	\$0.03	30.00%	\$0.01	31	\$33.48	\$10.04	0.15%	1.54%
B0825WO004	21/03/2020	01/05/2022	31/05/2022	25	\$3,690.00	\$92,250.00	\$0.03	30.00%	\$0.01	31	\$23.25	\$6.98	0.10%	0.71%
TOTAL											\$56.73	\$17.02		

TO ACCURATELY GAUGE THE PERFORMANCE OF YOUR FLEET, PLEASE SEE THE BOX "AVERAGE RETURN" IN THE FAR RIGHT HAND COLUMN MARKED ***

RBA Exchange Rate = \$0.6999 16/6/22
= \$56.73 * \$0.6999
= \$39.71

CLIENT'S BANK INFORMATION

Beneficiary name : Olbertz Management Pty. Ltd
Address of beneficiary :
Beneficiary bank : National Australia Bank
Address of Beneficiary Bank :
Account No : 401287452
SWIFT CODE: NATAAU3303M
IBAN:
BIC:
BSB: 084004
Sort code:
Other information :
Correspondence bank :
Correspondence bank address :
Correspondence bank information
Expected currency received : AUD

RENTAL STATEMENT OF JUNE 2022

PERIOD OF PAYMENT : Monthly

CUSTOMER NAME : Olbertz Management Pty. Ltd. AFT The Olbertz Superannuation Fund

CODE OF CLIENT	OPERATIONAL DATE	DATE FROM	DATE TO	QTY	UNIT PRICE	TOTAL PRICE	DAILY RENTAL PER UNIT (100%)	RENTAL SHARE %	DAILY CUST. RENTAL PER UNIT	N# OF DAYS	MONTHLY RENTAL (100%)	BALANCE DUE TO CLIENTS	ANNUAL R.O.I %	AVG RETURN %
B0825WO003	16/02/2020	01/06/2022	30/06/2022	36	\$3,000.00	\$108,000.00	\$0.03	30.00%	\$0.01	30	\$32.40	\$9.72	0.13%	1.49%
B0825WO004	21/03/2020	01/06/2022	30/06/2022	25	\$3,690.00	\$92,250.00	\$0.03	30.00%	\$0.01	30	\$22.50	\$6.75	0.08%	0.68%
TOTAL											\$54.90	\$16.47		

TO ACCURATELY GAUGE THE PERFORMANCE OF YOUR FLEET, PLEASE SEE THE BOX "AVERAGE RETURN" IN THE FAR RIGHT HAND COLUMN MARKED ***

RBA Exchange Rate = \$0.6730 15/7/22
 = \$54.90 * \$0.6730
 = \$36.95

CLIENT'S BANK INFORMATION

Beneficiary name : Olbertz Management Pty. Ltd
 Address of beneficiary :
 Beneficiary bank : National Australia Bank
 Address of Beneficiary Bank :
 Account No : 401287452
 SWIFT CODE: NATAAU3303M
 IBAN:
 BIC:
 BSB: 084004
 Sort code:
 Other information :
 Correspondence bank :
 Correspondence bank address :
 Correspondence bank information
 Expected currency received : AUD