
Financial statements and reports for the year ended
30 June 2020

**EWING & WAI LING TONG SUPERANNUATION
FUND**

Reports Index

Statement of Financial Position

Detailed Statement of Financial Position

Operating Statement

Detailed Operating Statement

Members Statement

Consolidated Members Statement

Members Summary

Notes to the Financial Statements

Statement of Taxable Income

Investment Summary

Investment Summary with Market Movement

Trustees Declaration

Compilation Report

EWING & WAI LING TONG SUPERANNUATION FUND

Statement of Financial Position

As at 30 June 2020

	Note	2020 \$	2019 \$
Assets			
Investments			
Real Estate Properties (Australian - Residential)	2	520,000.00	570,000.00
Shares in Listed Companies (Australian)	3	364,237.60	494,060.35
Units in Listed Unit Trusts (Australian)	4	2,826.00	7,370.00
Total Investments		<u>887,063.60</u>	<u>1,071,430.35</u>
Other Assets			
Cash at Bank - CBA 10271956		0.81	0.20
Cash at Bank - CDIA 11099768		189,513.95	112,373.28
Distributions Receivable		32.00	140.00
Dividend Reinvestment - Residual Account		18.28	18.28
Income Tax Refundable		10,930.38	9,335.08
Total Other Assets		<u>200,495.42</u>	<u>121,866.84</u>
Total Assets		<u>1,087,559.02</u>	<u>1,193,297.19</u>
Net assets available to pay benefits		<u>1,087,559.02</u>	<u>1,193,297.19</u>
Represented by:			
Liability for accrued benefits allocated to members' accounts			
	6, 7		
Tong, Wai Ling - Pension (Pension)		277,435.95	320,097.73
Tong, Wai Ling - Accumulation		0.00	286,228.73
Tong, Wai Ling - Pension (Account Based Pension 2)		275,022.88	0.00
Tong, Ewing - Pension (Pension)		300,504.02	342,815.28
Tong, Ewing - Accumulation		0.00	244,155.45
Tong, Ewing - Pension (Account Based Pension 2)		234,596.17	0.00
Total Liability for accrued benefits allocated to members' accounts		<u>1,087,559.02</u>	<u>1,193,297.19</u>

EWING & WAI LING TONG SUPERANNUATION FUND
Detailed Statement of Financial Position

As at 30 June 2020

	Note	2020 \$	2019 \$
Assets			
Investments			
Real Estate Properties (Australian - Residential)	2		
3/41 Lincoln Drive BULLEEN VIC 3105		520,000.00	570,000.00
Shares in Listed Companies (Australian)	3		
Argo Investments Limited		0.00	10,767.12
Australia And New Zealand Banking Group Limited		24,977.60	4,598.23
Bank Of Queensland Limited.		49,360.00	0.00
Bendigo And Adelaide Bank Limited		21,030.00	0.00
BHP Group Limited		35,820.00	0.00
Coles Group Limited.		0.00	13,350.00
Commonwealth Bank Of Australia.		138,840.00	0.00
Link Admin Hldg		0.00	5,000.00
Macquarie Group Limited		0.00	188,085.00
Myer Holdings Ltd		3,700.00	10,900.00
National Australia Bank Limited		0.00	106,880.00
Speedcast International Limited		1,570.00	0.00
Telstra Corporation Limited		0.00	61,600.00
Wesfarmers Limited - Ordinary Fully Paid		22,415.00	36,160.00
Westpac Banking Corporation		44,875.00	56,720.00
Woodside Petroleum Limited		21,650.00	0.00
Units in Listed Unit Trusts (Australian)	4		
Transurban Group		2,826.00	7,370.00
Total Investments		<u>887,063.60</u>	<u>1,071,430.35</u>
Other Assets			
Bank Account	5		
Cash at Bank - CBA 10271956		0.81	0.20
Cash at Bank - CDIA 11099768		189,513.95	112,373.28
Distributions Receivable			
Transurban Group		32.00	140.00
Dividend Reinvestment - Residual Account			
Australia & New Zealand Banking Group Limited		18.28	18.28
Income Tax Refundable		10,930.38	9,335.08
Total Other Assets		<u>200,495.42</u>	<u>121,866.84</u>
Total Assets		<u>1,087,559.02</u>	<u>1,193,297.19</u>

EWING & WAI LING TONG SUPERANNUATION FUND

Detailed Statement of Financial Position

As at 30 June 2020

	Note	2020 \$	2019 \$
Net assets available to pay benefits		<u>1,087,559.02</u>	<u>1,193,297.19</u>
Represented By :			
Liability for accrued benefits allocated to members' accounts	6, 7		
Tong, Wai Ling - Pension (Pension)		277,435.95	320,097.73
Tong, Wai Ling - Accumulation		0.00	286,228.73
Tong, Wai Ling - Pension (Account Based Pension 2)		275,022.88	0.00
Tong, Ewing - Pension (Pension)		300,504.02	342,815.28
Tong, Ewing - Accumulation		0.00	244,155.45
Tong, Ewing - Pension (Account Based Pension 2)		234,596.17	0.00
Total Liability for accrued benefits allocated to members' accounts		<u>1,087,559.02</u>	<u>1,193,297.19</u>

EWING & WAI LING TONG SUPERANNUATION FUND

Operating Statement

For the year ended 30 June 2020

	Note	2020 \$	2019 \$
Income			
Investment Income			
Trust Distributions	10	1,127.00	1,455.86
Dividends Received	9	26,958.49	42,788.44
Interest Received		505.97	1,142.25
Property Income	11	21,900.00	20,004.60
Contribution Income			
Personal Non Concessional		0.00	750.06
Total Income		<u>50,491.46</u>	<u>66,141.21</u>
Expenses			
Accountancy Fees		4,125.00	3,905.00
Administration Costs		0.00	53.00
ATO Supervisory Levy		259.00	259.00
ASIC Fees		54.00	0.00
Investment Expenses		4,611.17	5,941.78
		<u>9,049.17</u>	<u>10,158.78</u>
Member Payments			
Pensions Paid		60,000.00	50,000.00
Investment Losses			
Changes in Market Values	12	98,110.84	47,444.84
Total Expenses		<u>167,160.01</u>	<u>107,603.62</u>
Benefits accrued as a result of operations before income tax		<u>(116,668.55)</u>	<u>(41,462.41)</u>
Income Tax Expense	13	(10,930.38)	3,548.40
Benefits accrued as a result of operations		<u>(105,738.17)</u>	<u>(45,010.81)</u>

EWING & WAI LING TONG SUPERANNUATION FUND

Detailed Operating Statement

For the year ended 30 June 2020

	2020	2019
	\$	\$
Income		
Investment Income		
Trust Distributions		
Transurban Group	1,127.00	1,455.86
	<u>1,127.00</u>	<u>1,455.86</u>
Dividends Received		
Argo Investments Limited	225.42	587.44
ASX Limited	1,164.00	0.00
Australia And New Zealand Banking Group Limited	1,944.80	4,676.72
Bank Of Queensland Limited.	1,240.00	485.71
Bendigo And Adelaide Bank Limited	310.00	500.00
BHP Group Limited	994.04	0.00
Blackmores Limited	700.00	0.00
Coles Group Limited.	355.00	0.00
Commonwealth Bank Of Australia.	808.50	12,314.29
Ioof Holdings Limited	190.00	0.00
Link Admin Hldg	375.00	0.00
Macquarie Group Limited	1,800.00	0.00
National Australia Bank Limited	4,980.00	9,900.00
Rio Tinto Limited	5,342.88	2,440.57
Telstra Corporation Limited	1,280.00	4,971.43
Transurban Group	0.00	26.57
Wesfarmers Limited - Ordinary Fully Paid	1,125.00	2,857.14
Westpac Banking Corporation	0.00	4,028.57
Woodside Petroleum Limited	4,123.85	0.00
	<u>26,958.49</u>	<u>42,788.44</u>
Interest Received		
Cash at Bank - CDIA 11099768	505.97	1,142.25
	<u>505.97</u>	<u>1,142.25</u>
Property Income		
3/41 Lincoln Drive BULLEEN VIC 3105	21,900.00	20,004.60
	<u>21,900.00</u>	<u>20,004.60</u>
Personal Contributions - Non Concessional		
Ewing Tong	0.00	750.06
	<u>0.00</u>	<u>750.06</u>
Total Income	<u>50,491.46</u>	<u>66,141.21</u>
Expenses		
Accountancy Fees	4,125.00	3,905.00
Administration Costs	0.00	53.00
ASIC Fees	54.00	0.00
ATO Supervisory Levy	259.00	259.00
	<u>4,438.00</u>	<u>4,217.00</u>
Investment Expenses		
3/41 Lincoln Drive BULLEEN VIC 3105	4,611.17	5,941.78
	<u>4,611.17</u>	<u>5,941.78</u>

EWING & WAI LING TONG SUPERANNUATION FUND

Detailed Operating Statement

For the year ended 30 June 2020

	2020	2019
	\$	\$
Member Payments		
Pensions Paid		
Tong, Ewing - Pension (Pension)	29,500.00	25,500.00
Tong, Wai Ling - Pension (Pension)	30,500.00	24,500.00
	<u>60,000.00</u>	<u>50,000.00</u>
Investment Losses		
Realised Movements in Market Value		
Shares in Listed Companies (Australian)		
AGL Energy Limited.	(1,877.03)	0.00
AMP Limited	85.28	0.00
Argo Investments Limited	(1,246.22)	0.00
ASX Limited	1,337.56	0.00
Australia And New Zealand Banking Group Limited	1,831.24	(1,659.71)
Bank Of Queensland Limited.	0.00	(460.10)
Bendigo And Adelaide Bank Limited	0.00	(610.10)
BHP Group Limited	(1,095.10)	0.00
Blackmores Limited	3,717.79	0.00
Coles Group Limited.	(5,313.55)	0.00
Commonwealth Bank Of Australia.	(14,429.62)	(11,599.77)
Flight Centre Travel Group Limited	0.00	(6,832.10)
loof Holdings Limited	(2,350.10)	0.00
Link Admin Hldg	(1,170.20)	0.00
Macquarie Group Limited	(15,788.88)	(1,107.30)
National Australia Bank Limited	(10,368.92)	7,939.60
Rio Tinto Limited	6,848.71	(499.65)
Telstra Corporation Limited	(5,802.25)	2,609.92
Wesfarmers Limited - Ordinary Fully Paid	(9,966.20)	0.00
Westpac Banking Corporation	4,552.53	0.00
Woodside Petroleum Limited	44,199.89	0.00
	<u>(6,835.07)</u>	<u>(12,219.21)</u>
Units in Listed Unit Trusts (Australian)		
Transurban Group	(3,076.18)	(1,533.37)
	<u>(3,076.18)</u>	<u>(1,533.37)</u>
Unrealised Movements in Market Value		
Real Estate Properties (Australian - Residential)		
3/41 Lincoln Drive BULLEEN VIC 3105	50,000.00	115,000.00
	<u>50,000.00</u>	<u>115,000.00</u>
Shares in Listed Companies (Australian)		
Argo Investments Limited	800.33	(218.07)
Australia And New Zealand Banking Group Limited	10,635.37	(1,459.44)
Bank Of Queensland Limited.	20,479.75	0.00
Bendigo And Adelaide Bank Limited	749.90	0.00
BHP Group Limited	523.56	0.00
Coles Group Limited.	2,170.05	(2,170.05)
Commonwealth Bank Of Australia.	(21,169.81)	2,260.90
Link Admin Hldg	(1,019.95)	1,019.95
Macquarie Group Limited	4,378.21	(4,378.21)
Myer Holdings Ltd	7,200.00	(3,500.00)
National Australia Bank Limited	7,779.95	(11,986.76)
Speedcast International Limited	2,389.90	0.00
Telstra Corporation Limited	5,760.17	(24,619.97)

EWING & WAI LING TONG SUPERANNUATION FUND**Detailed Operating Statement**

For the year ended 30 June 2020

	2020	2019
	\$	\$
Wesfarmers Limited - Ordinary Fully Paid	1,149.85	(5,052.66)
Westpac Banking Corporation	3,669.34	(2,074.49)
Woodside Petroleum Limited	11,239.42	0.00
	<u>56,736.04</u>	<u>(52,178.80)</u>
Units in Listed Unit Trusts (Australian)		
Transurban Group	1,286.06	(1,459.86)
	<u>1,286.06</u>	<u>(1,459.86)</u>
Other Investment Gains/Losses	(0.01)	(163.92)
Changes in Market Values	<u>98,110.84</u>	<u>47,444.84</u>
Total Expenses	<u>167,160.01</u>	<u>107,603.62</u>
Benefits accrued as a result of operations before income tax	<u>(116,668.55)</u>	<u>(41,462.41)</u>
Income Tax Expense		
Income Tax Expense	(10,930.38)	3,548.40
Total Income Tax	<u>(10,930.38)</u>	<u>3,548.40</u>
Benefits accrued as a result of operations	<u>(105,738.17)</u>	<u>(45,010.81)</u>

EWING & WAI LING TONG SUPERANNUATION FUND

Members Statement

Wai Ling Tong
 63 Macedon Rd
 Lower Templestowe, Victoria, 3107, Australia

Your Details

Date of Birth :	06/04/1951	Nominated Beneficiaries	N/A
Age:	69	Vested Benefits	277,435.95
Tax File Number:	Provided	Total Death Benefit	277,435.95
Date Joined Fund:	21/05/2010	Current Salary	0.00
Service Period Start Date:		Previous Salary	0.00
Date Left Fund:		Disability Benefit	0.00
Member Code:	TONWAI00001P		
Account Start Date	01/07/2011		
Account Phase:	Retirement Phase		
Account Description:	Pension		

Your Balance

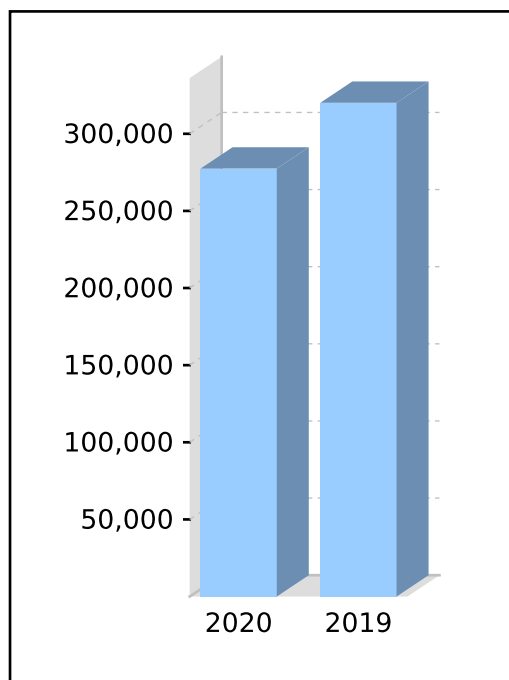
Total Benefits 277,435.95

Preservation Components

Preserved
 Unrestricted Non Preserved 277,435.95
 Restricted Non Preserved

Tax Components

Tax Free (9.19%) 26,503.83
 Taxable 250,932.12



Your Detailed Account Summary

	This Year	Last Year
Opening balance at 01/07/2019	320,097.73	342,472.67
<u>Increases to Member account during the period</u>		
Employer Contributions		
Personal Contributions (Concessional)		
Personal Contributions (Non Concessional)		
Government Co-Contributions		
Other Contributions		
Proceeds of Insurance Policies		
Transfers In		
Net Earnings	(12,161.78)	2,125.06
Internal Transfer In		
<u>Decreases to Member account during the period</u>		
Pensions Paid	30,500.00	24,500.00
Contributions Tax		
Income Tax		
No TFN Excess Contributions Tax		
Excess Contributions Tax		
Refund Excess Contributions		
Division 293 Tax		
Insurance Policy Premiums Paid		
Management Fees		
Member Expenses		
Benefits Paid/Transfers Out		
Superannuation Surcharge Tax		
Internal Transfer Out		
Closing balance at 30/06/2020	277,435.95	320,097.73

Members Statement

Trustee's Disclaimer

This statement has been prepared by the Trustee for the member whose name appears at the top of this statement. Every effort has been made by the Trustee to ensure the accuracy and completeness of this Statement. The Trustee does not accept any liability for any error, omission or misprint. All amounts shown in relation to benefits do not take into account any amounts which may be withheld to satisfy the requirements imposed by the Income Tax Assessment Act 1936.

Signed by all the trustees of the fund

Ewing Tong
Director

Wai Ling Tong
Director

EWING & WAI LING TONG SUPERANNUATION FUND

Members Statement

Wai Ling Tong
 63 Macedon Rd
 Lower Templestowe, Victoria, 3107, Australia

Your Details

Date of Birth :	06/04/1951	Nominated Beneficiaries	N/A
Age:	69	Vested Benefits	
Tax File Number:	Provided	Total Death Benefit	0.00
Date Joined Fund:	21/05/2010	Current Salary	0.00
Service Period Start Date:		Previous Salary	0.00
Date Left Fund:		Disability Benefit	0.00
Member Code:	TONWAI00002A		
Account Start Date	21/05/2010		
Account Phase:	Accumulation Phase		
Account Description:	Accumulation		

Your Balance

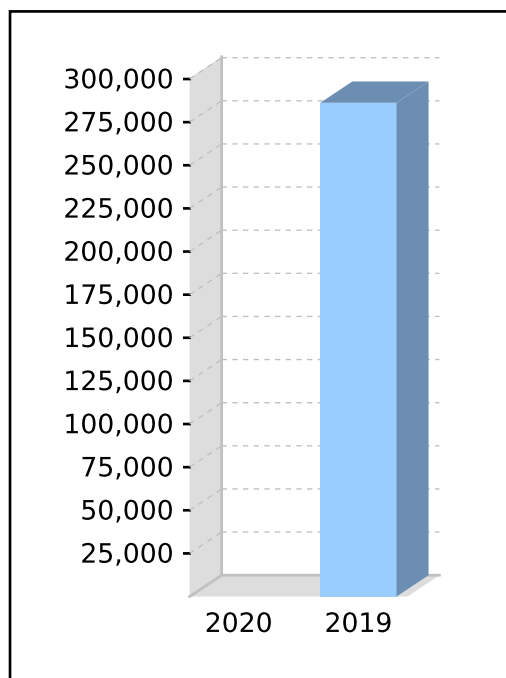
Total Benefits

Preservation Components

- Preserved
- Unrestricted Non Preserved
- Restricted Non Preserved

Tax Components

- Tax Free
- Taxable



Your Detailed Account Summary

	This Year	Last Year
Opening balance at 01/07/2019	286,228.73	268,896.69
<u>Increases to Member account during the period</u>		
Employer Contributions		
Personal Contributions (Concessional)		20,500.00
Personal Contributions (Non Concessional)		
Government Co-Contributions		
Other Contributions		
Proceeds of Insurance Policies		
Transfers In		
Net Earnings		1,822.86
Internal Transfer In		
<u>Decreases to Member account during the period</u>		
Pensions Paid		
Contributions Tax		3,075.00
Income Tax		1,915.82
No TFN Excess Contributions Tax		
Excess Contributions Tax		
Refund Excess Contributions		
Division 293 Tax		
Insurance Policy Premiums Paid		
Management Fees		
Member Expenses		
Benefits Paid/Transfers Out		
Superannuation Surcharge Tax		
Internal Transfer Out	286,228.73	
Closing balance at 30/06/2020	0.00	286,228.73

Members Statement

Trustee's Disclaimer

This statement has been prepared by the Trustee for the member whose name appears at the top of this statement. Every effort has been made by the Trustee to ensure the accuracy and completeness of this Statement. The Trustee does not accept any liability for any error, omission or misprint. All amounts shown in relation to benefits do not take into account any amounts which may be withheld to satisfy the requirements imposed by the Income Tax Assessment Act 1936.

Signed by all the trustees of the fund

Ewing Tong
Director

Wai Ling Tong
Director

EWING & WAI LING TONG SUPERANNUATION FUND

Members Statement

Wai Ling Tong
 63 Macedon Rd
 Lower Templestowe, Victoria, 3107, Australia

Your Details

Date of Birth :	06/04/1951	Nominated Beneficiaries	N/A
Age:	69	Vested Benefits	275,022.88
Tax File Number:	Provided	Total Death Benefit	275,022.88
Date Joined Fund:	21/05/2010	Current Salary	0.00
Service Period Start Date:		Previous Salary	0.00
Date Left Fund:		Disability Benefit	0.00
Member Code:	TONWAI00003P		
Account Start Date	01/07/2019		
Account Phase:	Retirement Phase		
Account Description:	Account Based Pension 2		

Your Balance

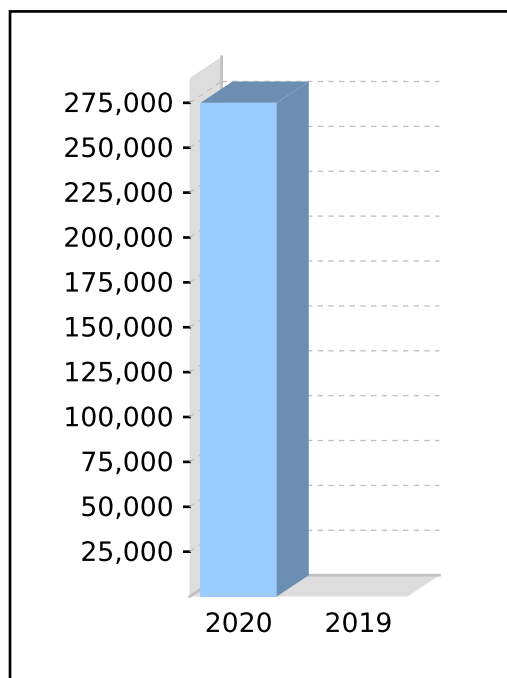
Total Benefits 275,022.88

Preservation Components

Preserved
 Unrestricted Non Preserved 275,022.88
 Restricted Non Preserved

Tax Components

Tax Free (39.77%) 109,374.57
 Taxable 165,648.31



Your Detailed Account Summary

	This Year	Last Year
Opening balance at 01/07/2019		
<u>Increases to Member account during the period</u>		
Employer Contributions		
Personal Contributions (Concessional)		
Personal Contributions (Non Concessional)		
Government Co-Contributions		
Other Contributions		
Proceeds of Insurance Policies		
Transfers In		
Net Earnings	(11,205.85)	
Internal Transfer In	286,228.73	
<u>Decreases to Member account during the period</u>		
Pensions Paid		
Contributions Tax		
Income Tax		
No TFN Excess Contributions Tax		
Excess Contributions Tax		
Refund Excess Contributions		
Division 293 Tax		
Insurance Policy Premiums Paid		
Management Fees		
Member Expenses		
Benefits Paid/Transfers Out		
Superannuation Surcharge Tax		
Internal Transfer Out		
Closing balance at 30/06/2020	275,022.88	0.00

Members Statement

Trustee's Disclaimer

This statement has been prepared by the Trustee for the member whose name appears at the top of this statement. Every effort has been made by the Trustee to ensure the accuracy and completeness of this Statement. The Trustee does not accept any liability for any error, omission or misprint. All amounts shown in relation to benefits do not take into account any amounts which may be withheld to satisfy the requirements imposed by the Income Tax Assessment Act 1936.

Signed by all the trustees of the fund

Ewing Tong
Director

Wai Ling Tong
Director

EWING & WAI LING TONG SUPERANNUATION FUND

Members Statement

Ewing Tong
 63 Macedon Rd
 Lower Templestowe, Victoria, 3107, Australia

Your Details

Date of Birth :	25/03/1949	Nominated Beneficiaries	N/A
Age:	71	Vested Benefits	300,504.02
Tax File Number:	Provided	Total Death Benefit	300,504.02
Date Joined Fund:	21/05/2010	Current Salary	0.00
Service Period Start Date:		Previous Salary	0.00
Date Left Fund:		Disability Benefit	0.00
Member Code:	TONEWI00001P		
Account Start Date	01/07/2013		
Account Phase:	Retirement Phase		
Account Description:	Pension		

Your Balance

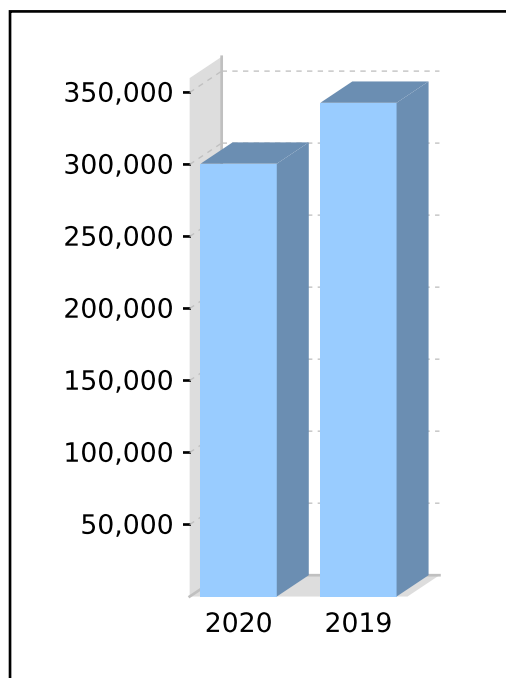
Total Benefits 300,504.02

Preservation Components

Preserved
 Unrestricted Non Preserved 300,504.02
 Restricted Non Preserved

Tax Components

Tax Free (3.01%) 10,103.13
 Taxable 290,400.89



Your Detailed Account Summary

	This Year	Last Year
Opening balance at 01/07/2019	342,815.28	366,029.03
<u>Increases to Member account during the period</u>		
Employer Contributions		
Personal Contributions (Concessional)		
Personal Contributions (Non Concessional)		
Government Co-Contributions		
Other Contributions		
Proceeds of Insurance Policies		
Transfers In		
Net Earnings	(12,811.26)	2,286.25
Internal Transfer In		
<u>Decreases to Member account during the period</u>		
Pensions Paid	29,500.00	25,500.00
Contributions Tax		
Income Tax		
No TFN Excess Contributions Tax		
Excess Contributions Tax		
Refund Excess Contributions		
Division 293 Tax		
Insurance Policy Premiums Paid		
Management Fees		
Member Expenses		
Benefits Paid/Transfers Out		
Superannuation Surcharge Tax		
Internal Transfer Out		
Closing balance at 30/06/2020	300,504.02	342,815.28

Members Statement

Trustee's Disclaimer

This statement has been prepared by the Trustee for the member whose name appears at the top of this statement. Every effort has been made by the Trustee to ensure the accuracy and completeness of this Statement. The Trustee does not accept any liability for any error, omission or misprint. All amounts shown in relation to benefits do not take into account any amounts which may be withheld to satisfy the requirements imposed by the Income Tax Assessment Act 1936.

Signed by all the trustees of the fund

Ewing Tong
Director

Wai Ling Tong
Director

EWING & WAI LING TONG SUPERANNUATION FUND

Members Statement

Ewing Tong
 63 Macedon Rd
 Lower Templestowe, Victoria, 3107, Australia

Your Details

Date of Birth : 25/03/1949
 Age: 71
 Tax File Number: Provided
 Date Joined Fund: 21/05/2010
 Service Period Start Date:
 Date Left Fund:
 Member Code: TONEWI00002A
 Account Start Date 21/05/2010
 Account Phase: Accumulation Phase
 Account Description: Accumulation

Nominated Beneficiaries N/A
 Vested Benefits
 Total Death Benefit 0.00
 Current Salary 0.00
 Previous Salary 0.00
 Disability Benefit 0.00

Your Balance

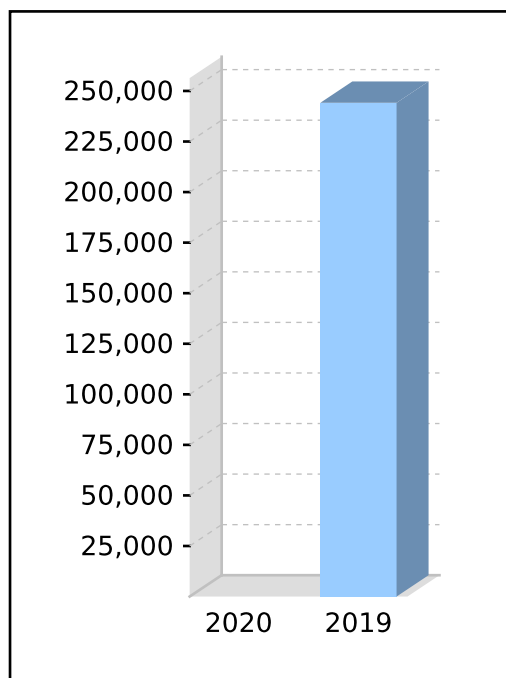
Total Benefits

Preservation Components

Preserved
 Unrestricted Non Preserved
 Restricted Non Preserved

Tax Components

Tax Free
 Taxable



Your Detailed Account Summary

	This Year	Last Year
Opening balance at 01/07/2019	244,155.45	222,234.61
<u>Increases to Member account during the period</u>		
Employer Contributions		
Personal Contributions (Concessional)		25,000.00
Personal Contributions (Non Concessional)		750.06
Government Co-Contributions		
Other Contributions		
Proceeds of Insurance Policies		
Transfers In		
Net Earnings		1,553.36
Internal Transfer In		
<u>Decreases to Member account during the period</u>		
Pensions Paid		
Contributions Tax		3,750.00
Income Tax		1,632.58
No TFN Excess Contributions Tax		
Excess Contributions Tax		
Refund Excess Contributions		
Division 293 Tax		
Insurance Policy Premiums Paid		
Management Fees		
Member Expenses		
Benefits Paid/Transfers Out		
Superannuation Surcharge Tax		
Internal Transfer Out	244,155.45	
Closing balance at 30/06/2020	0.00	244,155.45

Members Statement

Trustee's Disclaimer

This statement has been prepared by the Trustee for the member whose name appears at the top of this statement. Every effort has been made by the Trustee to ensure the accuracy and completeness of this Statement. The Trustee does not accept any liability for any error, omission or misprint. All amounts shown in relation to benefits do not take into account any amounts which may be withheld to satisfy the requirements imposed by the Income Tax Assessment Act 1936.

Signed by all the trustees of the fund

Ewing Tong
Director

Wai Ling Tong
Director

EWING & WAI LING TONG SUPERANNUATION FUND

Members Statement

Ewing Tong
 63 Macedon Rd
 Lower Templestowe, Victoria, 3107, Australia

Your Details

Date of Birth :	25/03/1949	Nominated Beneficiaries	N/A
Age:	71	Vested Benefits	234,596.17
Tax File Number:	Provided	Total Death Benefit	234,596.17
Date Joined Fund:	21/05/2010	Current Salary	0.00
Service Period Start Date:		Previous Salary	0.00
Date Left Fund:		Disability Benefit	0.00
Member Code:	TONEWI00003P		
Account Start Date	01/07/2019		
Account Phase:	Retirement Phase		
Account Description:	Account Based Pension 2		

Your Balance

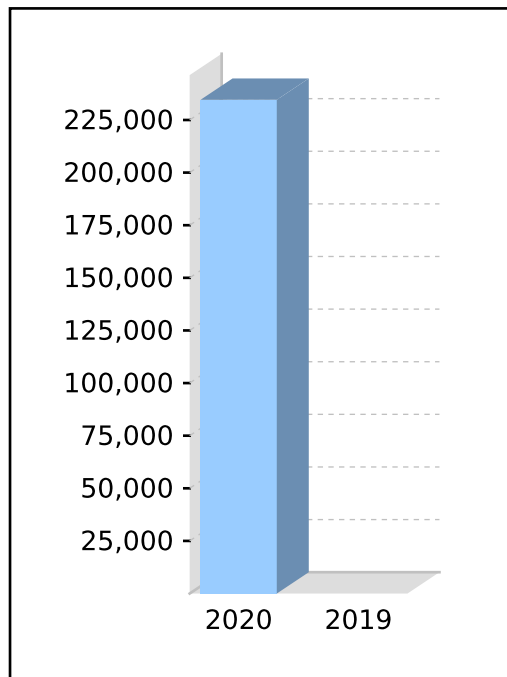
Total Benefits 234,596.17

Preservation Components

Preserved
 Unrestricted Non Preserved 234,596.17
 Restricted Non Preserved

Tax Components

Tax Free (46.87%) 109,964.22
 Taxable 124,631.95



Your Detailed Account Summary

	This Year	Last Year
Opening balance at 01/07/2019		
<u>Increases to Member account during the period</u>		
Employer Contributions		
Personal Contributions (Concessional)		
Personal Contributions (Non Concessional)		
Government Co-Contributions		
Other Contributions		
Proceeds of Insurance Policies		
Transfers In		
Net Earnings	(9,559.28)	
Internal Transfer In	244,155.45	
<u>Decreases to Member account during the period</u>		
Pensions Paid		
Contributions Tax		
Income Tax		
No TFN Excess Contributions Tax		
Excess Contributions Tax		
Refund Excess Contributions		
Division 293 Tax		
Insurance Policy Premiums Paid		
Management Fees		
Member Expenses		
Benefits Paid/Transfers Out		
Superannuation Surcharge Tax		
Internal Transfer Out		
Closing balance at 30/06/2020	234,596.17	0.00

Members Statement

Trustee's Disclaimer

This statement has been prepared by the Trustee for the member whose name appears at the top of this statement. Every effort has been made by the Trustee to ensure the accuracy and completeness of this Statement. The Trustee does not accept any liability for any error, omission or misprint. All amounts shown in relation to benefits do not take into account any amounts which may be withheld to satisfy the requirements imposed by the Income Tax Assessment Act 1936.

Signed by all the trustees of the fund

Ewing Tong
Director

Wai Ling Tong
Director

EWING & WAI LING TONG SUPERANNUATION FUND

Members Statement

Wai Ling Tong
 63 Macedon Rd
 Lower Templestowe, Victoria, 3107, Australia

Your Details

Date of Birth :	06/04/1951	Vested Benefits	552,458.83
Age:	69	Total Death Benefit	552,458.83
Tax File Number:	Provided	Current Salary	0.00
Date Joined Fund:	21/05/2010	Previous Salary	0.00
Service Period Start Date:		Disability Benefit	0.00
Date Left Fund:		Nominated Beneficiaries	N/A
Member Code:	Consolidated		
Account Start Date	21/05/2010		
Account Type:	Consolidated		
Account Description:	Consolidated		

Your Balance

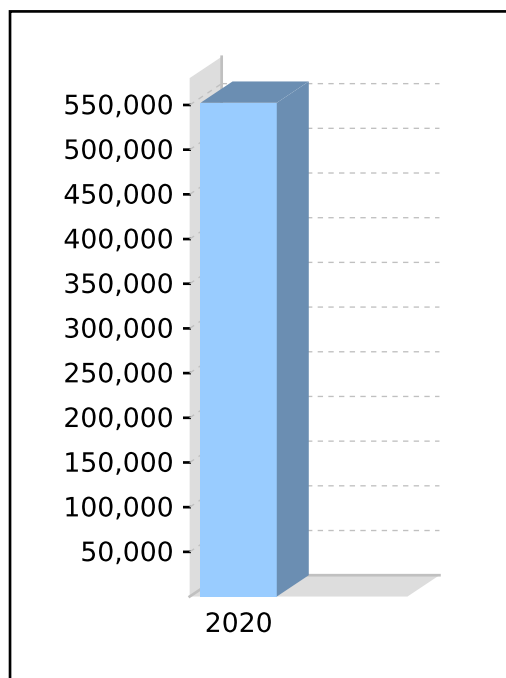
Total Benefits 552,458.83

Preservation Components

Preserved
 Unrestricted Non Preserved 552,458.83
 Restricted Non Preserved

Tax Components

Tax Free 135,878.40
 Taxable 416,580.43



Your Detailed Account Summary

	This Year
Opening balance at 01/07/2019	606,326.46
<u>Increases to Member account during the period</u>	
Employer Contributions	
Personal Contributions (Concessional)	
Personal Contributions (Non Concessional)	
Government Co-Contributions	
Other Contributions	
Proceeds of Insurance Policies	
Transfers In	
Net Earnings	(23,367.63)
Internal Transfer In	286,228.73
<u>Decreases to Member account during the period</u>	
Pensions Paid	30,500.00
Contributions Tax	
Income Tax	
No TFN Excess Contributions Tax	
Excess Contributions Tax	
Refund Excess Contributions	
Division 293 Tax	
Insurance Policy Premiums Paid	
Management Fees	
Member Expenses	
Benefits Paid/Transfers Out	
Superannuation Surcharge Tax	
Internal Transfer Out	286,228.73
Closing balance at 30/06/2020	552,458.83

EWING & WAI LING TONG SUPERANNUATION FUND

Members Statement

Ewing Tong
 63 Macedon Rd
 Lower Templestowe, Victoria, 3107, Australia

Your Details

Date of Birth :	25/03/1949	Vested Benefits	535,100.19
Age:	71	Total Death Benefit	535,100.19
Tax File Number:	Provided	Current Salary	0.00
Date Joined Fund:	21/05/2010	Previous Salary	0.00
Service Period Start Date:		Disability Benefit	0.00
Date Left Fund:		Nominated Beneficiaries	N/A
Member Code:	Consolidated		
Account Start Date	21/05/2010		
Account Type:	Consolidated		
Account Description:	Consolidated		

Your Balance

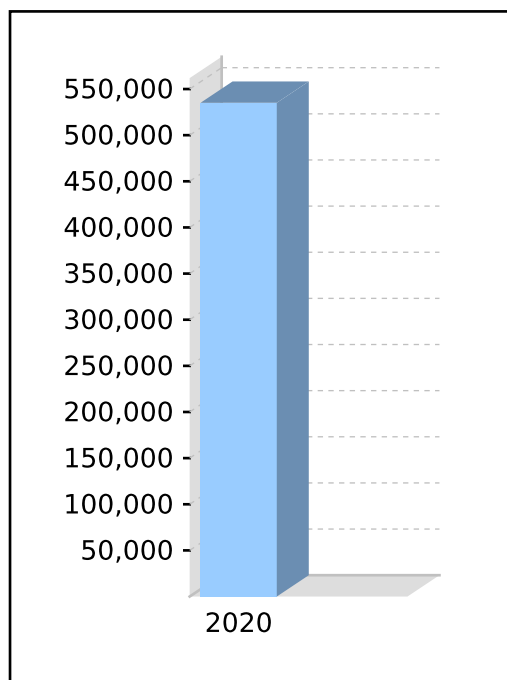
Total Benefits 535,100.19

Preservation Components

Preserved
 Unrestricted Non Preserved 535,100.19
 Restricted Non Preserved

Tax Components

Tax Free 120,067.35
 Taxable 415,032.84



Your Detailed Account Summary

	This Year
Opening balance at 01/07/2019	586,970.73
<u>Increases to Member account during the period</u>	
Employer Contributions	
Personal Contributions (Concessional)	
Personal Contributions (Non Concessional)	
Government Co-Contributions	
Other Contributions	
Proceeds of Insurance Policies	
Transfers In	
Net Earnings	(22,370.54)
Internal Transfer In	244,155.45
<u>Decreases to Member account during the period</u>	
Pensions Paid	29,500.00
Contributions Tax	
Income Tax	
No TFN Excess Contributions Tax	
Excess Contributions Tax	
Refund Excess Contributions	
Division 293 Tax	
Insurance Policy Premiums Paid	
Management Fees	
Member Expenses	
Benefits Paid/Transfers Out	
Superannuation Surcharge Tax	
Internal Transfer Out	244,155.45
Closing balance at 30/06/2020	535,100.19

EWING & WAI LING TONG SUPERANNUATION FUND

Members Summary

As at 30 June 2020

Opening Balances	Increases				Decreases					Closing Balance	
	Contributions	Transfers In	Net Earnings	Insurance Proceeds	Pensions Paid	Contributions Tax	Taxes Paid	Benefits Paid/ Transfers Out	Insurance Premiums		Member Expenses
Wai Ling Tong (Age: 69)											
TONWAI00001P - Pension - Tax Free: 9.19%											
320,097.73			(12,161.78)		30,500.00						277,435.95
TONWAI00002A - Accumulation											
286,228.73								286,228.73			
TONWAI00003P - Account Based Pension 2 - Tax Free: 39.77%											
		286,228.73	(11,205.85)								275,022.88
606,326.46		286,228.73	(23,367.63)		30,500.00			286,228.73			552,458.83
Ewing Tong (Age: 71)											
TONEWI00001P - Pension - Tax Free: 3.01%											
342,815.28			(12,811.26)		29,500.00						300,504.02
TONEWI00002A - Accumulation											
244,155.45								244,155.45			
TONEWI00003P - Account Based Pension 2 - Tax Free: 46.87%											
		244,155.45	(9,559.28)								234,596.17
586,970.73		244,155.45	(22,370.54)		29,500.00			244,155.45			535,100.19
1,193,297.19		530,384.18	(45,738.17)		60,000.00			530,384.18			1,087,559.02

EWING & WAI LING TONG SUPERANNUATION FUND

Members Summary

As at 30 June 2020

Opening Balances	Increases				Decreases					Closing Balance
	Contributions	Transfers In	Net Earnings	Insurance Proceeds	Pensions Paid	Contributions Tax	Taxes Paid	Benefits Paid/ Transfers Out	Insurance Premiums	

Notes to the Financial Statements

For the year ended 30 June 2020

Note 1: Summary of Significant Accounting Policies

The trustees have prepared the financial statements on the basis that the Superannuation Fund is a non-reporting entity because there are no users dependent on general purpose financial statements. The financial statements are therefore special purpose financial statements that have been prepared in order to meet the requirements of the Superannuation Industry (Supervision) Act 1993 and associated Regulations, the trust deed of the Fund and the needs of members.

The financial statements have been prepared on a cash basis and are based on historical costs, except for investments which have been measured at market value.

The following significant accounting policies, which are consistent with the policies applied in the previous period unless otherwise stated, have been adopted in the preparation of the financial statements.

The financial statements were authorised for issue by the Director(s).

a. Measurement of Investments

The Fund initially recognises:

- (i) an investment when it controls the future economic benefits expected to flow from the asset. For financial assets, the trade date is considered to be the date on which control of the future economic benefits attributable to the asset passes to the Fund; and
- (ii) a financial liability on the date it becomes a party to the contractual provisions of the instrument.

Investments of the Fund have been measured at market value, which refers to the amount that a willing buyer could reasonably be expected to pay to acquire an asset from a willing seller if the following assumptions were made:

- that the buyer and the seller deal with each other at arm's length in relation to the sale;
- that the sale occurred after proper marketing of the asset; and
- that the buyer and the seller acted knowledgeably and prudentially in relation to the sale.

Market value has been determined as follows:

- (i) shares and other securities listed on the Australian Securities Exchange by reference to the relevant market quotations at the end of the reporting period;
- (ii) units in managed funds by reference to the unit redemption price at the end of the reporting period;
- (iii) fixed-interest securities by reference to the redemption price at the end of the reporting period;
- (iv) unlisted investments are stated at trustees' assessment based on estimated market value at balance date or where necessary, an external valuer's opinion; and
- (v) investment properties at the trustees' assessment of the market value or where necessary a qualified independent valuer's opinion at the end of reporting period.

Financial liabilities, such as trade creditors and other payables, are measured at the gross value of the outstanding balance at the end of the reporting period. The trustees have determined that the gross values of the Fund's financial liabilities is equivalent to their market values. Any remeasurement changes in the gross values of non-current financial liabilities (including liabilities for members' accrued benefits) are recognised in the operating statement in the periods in which they occur.

b. Cash and Cash Equivalents

Cash and cash equivalents include cash on hand and at call, deposits with banks and short-term, highly liquid investments that are readily convertible to cash and subject to an insignificant risk of change in value.

c. Revenue

Revenue is recognised to the extent that it is probable that the economic benefits will flow to the Fund and the revenue can be reliably measured. Revenue is recognised at the fair value of the consideration received or receivable.

Notes to the Financial Statements

For the year ended 30 June 2020

Interest revenue

Interest revenue is recognised in respect of fixed-interest securities, and cash and cash equivalent balances. Interest revenue is recognised upon receipt.

Dividend revenue

Dividend revenue is recognised when the dividend has been paid or, in the case of dividend reinvestment schemes, when the dividend is credited to the benefit of the fund.

Rental revenue

Rental revenue arising from operating leases on investment properties is recognised upon receipt.

Distribution revenue

Distributions from unit trusts and managed funds are recognised as at the date the unit value is quoted ex-distribution and if not received at the end of the reporting period, are reflected in the statement of financial position as a receivable at market value.

Remeasurement changes in market values

Remeasurement changes in the market values of assets are recognised as income and determined as the difference between the market value at year-end or consideration received (if sold during the year) and the market value as at the prior year-end or cost (if acquired during the period).

Contributions

Contributions and transfers in are recognised when the control and the benefits from the revenue have been attained and are recorded by the Fund, gross of any taxes, in the period to which they relate.

d. Liability for Accrued Benefits

The liability for accrued benefits represents the Fund's present obligation to pay benefits to members and beneficiaries, and has been calculated as the difference between the carrying amount of the assets and the carrying amount of the other payables and income tax liabilities as at the end of the reporting period.

e. Critical Accounting Estimates and Judgements

The preparation of financial statements requires the trustees to make judgements, estimates and assumptions that affect the application of accounting policies and the reported amounts of assets and liabilities, income and expenses. Actual results may differ from these estimates.

Estimates and underlying assumptions are reviewed on an ongoing basis. Revisions to accounting estimates are recognised in the period in which the estimate is revised and in any future period affected.

Note 2: Real Estate Properties (Australian - Residential)

	2020 \$	2019 \$
3/41 Lincoln Drive BULLEEN VIC 3105	520,000.00	570,000.00
	520,000.00	570,000.00

Note 3: Shares in Listed Companies (Australian)

	2020 \$	2019 \$
Australia And New Zealand Banking Group Limited	24,977.60	4,598.23

EWING & WAI LING TONG SUPERANNUATION FUND

Notes to the Financial Statements

For the year ended 30 June 2020

Argo Investments Limited	0.00	10,767.12
Bendigo And Adelaide Bank Limited	21,030.00	0.00
BHP Group Limited	35,820.00	0.00
Bank Of Queensland Limited.	49,360.00	0.00
Commonwealth Bank Of Australia.	138,840.00	0.00
Coles Group Limited.	0.00	13,350.00
Link Admin Hldg	0.00	5,000.00
Macquarie Group Limited	0.00	188,085.00
Myer Holdings Ltd	3,700.00	10,900.00
National Australia Bank Limited	0.00	106,880.00
Speedcast International Limited	1,570.00	0.00
Telstra Corporation Limited	0.00	61,600.00
Westpac Banking Corporation	44,875.00	56,720.00
Wesfarmers Limited - Ordinary Fully Paid	22,415.00	36,160.00
Woodside Petroleum Limited	21,650.00	0.00
	364,237.60	494,060.35

Note 4: Units in Listed Unit Trusts (Australian)

	2020	2019
	\$	\$
Transurban Group	2,826.00	7,370.00
	2,826.00	7,370.00

Note 5: Banks and Term Deposits

	2020	2019
	\$	\$
Banks		
Cash at Bank - CBA 10271956	0.81	0.20
Cash at Bank - CDIA 11099768	189,513.95	112,373.28
	189,514.76	112,373.48

Note 6: Liability for Accrued Benefits

EWING & WAI LING TONG SUPERANNUATION FUND

Notes to the Financial Statements

For the year ended 30 June 2020

	2020 \$	2019 \$
Liability for accrued benefits at beginning of year	1,193,297.19	1,199,633.00
Benefits accrued as a result of operations	(105,738.17)	(45,010.81)
Current year member movements	0.00	38,675.00
	1,087,559.02	1,193,297.19

Note 7: Vested Benefits

Vested benefits are benefits that are not conditional upon continued membership of the fund (or any factor other than resignation from the plan) and include benefits which members were entitled to receive had they terminated their fund membership as at the end of the reporting period.

	2020 \$	2019 \$
Vested Benefits	1,087,559.02	1,193,297.19

Note 8: Guaranteed Benefits

No guarantees have been made in respect of any part of the liability for accrued benefits.

Note 9: Dividends

	2020 \$	2019 \$
ASX Limited	1,164.00	0.00
Argo Investments Limited	225.42	587.44
Australia And New Zealand Banking Group Limited	1,944.80	4,676.72
BHP Group Limited	994.04	0.00
Bank Of Queensland Limited.	1,240.00	485.71
Bendigo And Adelaide Bank Limited	310.00	500.00
Blackmores Limited	700.00	0.00
Coles Group Limited.	355.00	0.00
Commonwealth Bank Of Australia.	808.50	12,314.29
loof Holdings Limited	190.00	0.00
Link Admin Hldg	375.00	0.00
Macquarie Group Limited	1,800.00	0.00
National Australia Bank Limited	4,980.00	9,900.00
Rio Tinto Limited	5,342.88	2,440.57
Telstra Corporation Limited	1,280.00	4,971.43
Transurban Group	0.00	26.57
Wesfarmers Limited - Ordinary Fully Paid	1,125.00	2,857.14

EWING & WAI LING TONG SUPERANNUATION FUND

Notes to the Financial Statements

For the year ended 30 June 2020

Westpac Banking Corporation	0.00	4,028.57
Woodside Petroleum Limited	4,123.85	0.00
	<hr/>	<hr/>
	26,958.49	42,788.44
	<hr/>	<hr/>

Note 10: Trust Distributions

	2020	2019
	\$	\$
Transurban Group	1,127.00	1,455.86
	<hr/>	<hr/>
	1,127.00	1,455.86
	<hr/>	<hr/>

Note 11: Rental Income

	2020	2019
	\$	\$
3/41 Lincoln Drive BULLEEN VIC 3105	21,900.00	20,004.60
	<hr/>	<hr/>
	21,900.00	20,004.60
	<hr/>	<hr/>

Note 12: Changes in Market Values

Unrealised Movements in Market Value

	2020	2019
	\$	\$
Real Estate Properties (Australian - Residential)		
3/41 Lincoln Drive BULLEEN VIC 3105	(50,000.00)	(115,000.00)
	<hr/>	<hr/>
	(50,000.00)	(115,000.00)
	<hr/>	<hr/>
Shares in Listed Companies (Australian)		
Argo Investments Limited	(800.33)	218.07
Australia And New Zealand Banking Group Limited	(10,635.37)	1,459.44
BHP Group Limited	(523.56)	0.00
Bank Of Queensland Limited.	(20,479.75)	0.00
Bendigo And Adelaide Bank Limited	(749.90)	0.00
Coles Group Limited.	(2,170.05)	2,170.05
Commonwealth Bank Of Australia.	21,169.81	(2,260.90)
Link Admin Hldg	1,019.95	(1,019.95)
Macquarie Group Limited	(4,378.21)	4,378.21
Myer Holdings Ltd	(7,200.00)	3,500.00

EWING & WAI LING TONG SUPERANNUATION FUND
Notes to the Financial Statements

For the year ended 30 June 2020

National Australia Bank Limited	(7,779.95)	11,986.76
Speedcast International Limited	(2,389.90)	0.00
Telstra Corporation Limited	(5,760.17)	24,619.97
Wesfarmers Limited - Ordinary Fully Paid	(1,149.85)	5,052.66
Westpac Banking Corporation	(3,669.34)	2,074.49
Woodside Petroleum Limited	(11,239.42)	0.00
	<hr/>	<hr/>
	(56,736.04)	52,178.80
	<hr/>	<hr/>
Units in Listed Unit Trusts (Australian)		
Transurban Group	(1,286.06)	1,459.86
	<hr/>	<hr/>
	(1,286.06)	1,459.86
	<hr/>	<hr/>
Total Unrealised Movement	(108,022.10)	(61,361.34)
	<hr/>	<hr/>

Realised Movements in Market Value

	2020	2019
	\$	\$
Shares in Listed Companies (Australian)		
AGL Energy Limited.	1,877.03	0.00
AMP Limited	(85.28)	0.00
ASX Limited	(1,337.56)	0.00
Argo Investments Limited	1,246.22	0.00
Australia And New Zealand Banking Group Limited	(1,831.24)	1,659.71
BHP Group Limited	1,095.10	0.00
Bank Of Queensland Limited.	0.00	460.10
Bendigo And Adelaide Bank Limited	0.00	610.10
Blackmores Limited	(3,717.79)	0.00
Coles Group Limited.	5,313.55	0.00
Commonwealth Bank Of Australia.	14,429.62	11,599.77
Flight Centre Travel Group Limited	0.00	6,832.10
loof Holdings Limited	2,350.10	0.00
Link Admin Hldg	1,170.20	0.00
Macquarie Group Limited	15,788.88	1,107.30
National Australia Bank Limited	10,368.92	(7,939.60)
Rio Tinto Limited	(6,848.71)	499.65
Telstra Corporation Limited	5,802.25	(2,609.92)

EWING & WAI LING TONG SUPERANNUATION FUND

Notes to the Financial Statements

For the year ended 30 June 2020

Wesfarmers Limited - Ordinary Fully Paid	9,966.20	0.00
Westpac Banking Corporation	(4,552.53)	0.00
Woodside Petroleum Limited	(44,199.89)	0.00
	<u>6,835.07</u>	<u>12,219.21</u>
Units in Listed Unit Trusts (Australian)		
Transurban Group	3,076.18	1,533.37
	<u>3,076.18</u>	<u>1,533.37</u>
Total Realised Movement	<u>9,911.25</u>	<u>13,752.58</u>
Changes in Market Values	<u>(98,110.85)</u>	<u>(47,608.76)</u>

Note 13: Income Tax Expense

	2020	2019
	\$	\$
The components of tax expense comprise		
Current Tax	(10,930.38)	3,548.40
Income Tax Expense	<u>(10,930.38)</u>	<u>3,548.40</u>

The prima facie tax on benefits accrued before income tax is reconciled to the income tax as follows:

Prima facie tax payable on benefits accrued before income tax at 15%	(17,500.28)	(6,219.30)
Less:		
Tax effect of:		
Non Taxable Contributions	0.00	112.50
Exempt Pension Income	9,128.70	5,509.50
Realised Accounting Capital Gains	1,486.69	2,087.55
Accounting Trust Distributions	169.05	0.00
Tax Adjustment – Investment Expenses (I1)	0.00	0.00
Other Non-Taxable Income	0.00	67.95
Add:		
Tax effect of:		
Decrease in MV of Investments	16,203.32	9,204.15
SMSF Non-Deductible Expenses	1,357.35	841.05
Pension Payments	9,000.00	7,500.00

EWING & WAI LING TONG SUPERANNUATION FUND

Notes to the Financial Statements

For the year ended 30 June 2020

Franking Credits	1,639.56	0.00
Taxable Trust Distributions	84.76	0.00
Rounding	(0.27)	0.00
Income Tax on Taxable Income or Loss	0.00	3,548.40
Less credits:		
Franking Credits	10,930.38	0.00
Current Tax or Refund	<u>(10,930.38)</u>	<u>3,548.40</u>

EWING & WAI LING TONG SUPERANNUATION FUND**Statement of Taxable Income**

For the year ended 30 June 2020

	2020
	\$
Benefits accrued as a result of operations	(116,668.55)
Less	
Exempt current pension income	60,858.00
Realised Accounting Capital Gains	9,911.26
Accounting Trust Distributions	1,127.00
	<u>71,896.26</u>
Add	
Decrease in MV of investments	108,022.10
SMSF non deductible expenses	9,049.00
Pension Payments	60,000.00
Franking Credits	10,930.38
Taxable Trust Distributions	565.05
	<u>188,566.53</u>
SMSF Annual Return Rounding	(1.72)
	<u>0.00</u>
Taxable Income or Loss	<u>0.00</u>
Income Tax on Taxable Income or Loss	0.00
Less	
Franking Credits	10,930.38
	<u>(10,930.38)</u>
CURRENT TAX OR REFUND	<u>(10,930.38)</u>
Supervisory Levy	259.00
	<u>(10,671.38)</u>
AMOUNT DUE OR REFUNDABLE	<u>(10,671.38)</u>

* Distribution tax components review process has not been completed for the financial year.

EWING & WAI LING TONG SUPERANNUATION FUND

Investment Summary Report

As at 30 June 2020

Investment	Units	Market Price	Market Value	Average Cost	Accounting Cost	Unrealised Gain/(Loss)	Gain/(Loss)%	Portfolio Weight%	
Cash/Bank Accounts									
	Cash at Bank - CBA 10271956	0.810000	0.81	0.81	0.81			0.00 %	
	Cash at Bank - CDIA 11099768	189,513.950000	189,513.95	189,513.95	189,513.95			17.60 %	
			189,514.76		189,514.76		0.00 %	17.60 %	
Real Estate Properties (Australian - Residential)									
EWIN4001	3/41 Lincoln Drive BULLEEN VIC 3105	1.00	520,000.000000	520,000.00	505,330.00	505,330.00	14,670.00	2.90 %	48.30 %
			520,000.00		505,330.00	505,330.00	14,670.00	2.90 %	48.30 %
Shares in Listed Companies (Australian)									
ANZ.AX	Australia And New Zealand Banking Group Limited	1,340.00	18.640000	24,977.60	29.07	38,957.88	(13,980.28)	(35.89) %	2.32 %
BOQ.AX	Bank Of Queensland Limited.	8,000.00	6.170000	49,360.00	8.73	69,839.75	(20,479.75)	(29.32) %	4.58 %
BEN.AX	Bendigo And Adelaide Bank Limited	3,000.00	7.010000	21,030.00	7.26	21,779.90	(749.90)	(3.44) %	1.95 %
BHP.AX	BHP Group Limited	1,000.00	35.820000	35,820.00	36.34	36,343.56	(523.56)	(1.44) %	3.33 %
CBA.AX	Commonwealth Bank Of Australia.	2,000.00	69.420000	138,840.00	58.84	117,670.19	21,169.81	17.99 %	12.90 %
MYR.AX	Myer Holdings Ltd	20,000.00	0.185000	3,700.00	0.86	17,189.90	(13,489.90)	(78.48) %	0.34 %
SDA.AX	Speedcast International Limited	2,000.00	0.785000	1,570.00	1.98	3,959.90	(2,389.90)	(60.35) %	0.15 %
WES.AX	Wesfarmers Limited - Ordinary Fully Paid	500.00	44.830000	22,415.00	37.02	18,512.19	3,902.81	21.08 %	2.08 %
WBC.AX	Westpac Banking Corporation	2,500.00	17.950000	44,875.00	18.59	46,469.85	(1,594.85)	(3.43) %	4.17 %
WPL.AX	Woodside Petroleum Limited	1,000.00	21.650000	21,650.00	32.89	32,889.42	(11,239.42)	(34.17) %	2.01 %
			364,237.60		403,612.54	403,612.54	(39,374.94)	(9.76) %	33.83 %
Units in Listed Unit Trusts (Australian)									
TCL.AX	Transurban Group	200.00	14.130000	2,826.00	10.75	2,149.98	676.02	31.44 %	0.26 %
			2,826.00		2,149.98	2,149.98	676.02	31.44 %	0.26 %
			1,076,578.36		1,100,607.28	1,100,607.28	(24,028.92)	(2.18) %	100.00 %

EWING & WAI LING TONG SUPERANNUATION FUND

Investment Summary with Market Movement

As at 30 June 2020

Investment	Units	Market Price	Market Value	Average Cost	Accounting Cost	Unrealised		Realised Movement
						Overall	Current Year	
Cash/Bank Accounts								
Cash at Bank - CBA 10271956		0.810000	0.81	0.81	0.81			
Cash at Bank - CDIA 11099768		189,513.950000	189,513.95	189,513.95	189,513.95			
			189,514.76		189,514.76			
Real Estate Properties (Australian - Residential)								
EWIN4001 3/41 Lincoln Drive BULLEEN VIC 3105	1.00	520,000.000000	520,000.00	505,330.00	505,330.00	14,670.00	(50,000.00)	0.00
			520,000.00		505,330.00	14,670.00	(50,000.00)	0.00
Shares in Listed Companies (Australian)								
AGL.AX AGL Energy Limited.	0.00	17.050000	0.00	0.00	0.00	0.00	0.00	1,877.03
AMP.AX AMP Limited	0.00	1.855000	0.00	0.00	0.00	0.00	0.00	(85.28)
ASX.AX ASX Limited	0.00	85.380000	0.00	0.00	0.00	0.00	0.00	(1,337.56)
ARG.AX Argo Investments Limited	0.00	7.190000	0.00	0.00	0.00	0.00	(800.33)	1,246.22
ANZ.AX Australia And New Zealand Banking Group Limited	1,340.00	18.640000	24,977.60	29.07	38,957.88	(13,980.28)	(10,635.37)	(1,831.24)
BHP.AX BHP Group Limited	1,000.00	35.820000	35,820.00	36.34	36,343.56	(523.56)	(523.56)	1,095.10
BOQ.AX Bank Of Queensland Limited.	8,000.00	6.170000	49,360.00	8.73	69,839.75	(20,479.75)	(20,479.75)	0.00
BEN.AX Bendigo And Adelaide Bank Limited	3,000.00	7.010000	21,030.00	7.26	21,779.90	(749.90)	(749.90)	0.00
BKL.AX Blackmores Limited	0.00	77.950000	0.00	0.00	0.00	0.00	0.00	(3,717.79)
COL.AX Coles Group Limited.	0.00	17.170000	0.00	0.00	0.00	0.00	(2,170.05)	5,313.55
CBA.AX Commonwealth Bank Of Australia.	2,000.00	69.420000	138,840.00	58.84	117,670.19	21,169.81	21,169.81	14,429.62
IFL.AX loof Holdings Limited	0.00	4.920000	0.00	0.00	0.00	0.00	0.00	2,350.10
LNK.AX Link Admin Hldg	0.00	4.100000	0.00	0.00	0.00	0.00	1,019.95	1,170.20
MQG.AX Macquarie Group Limited	0.00	118.600000	0.00	0.00	0.00	0.00	(4,378.21)	15,788.88
MYR.AX Myer Holdings Ltd	20,000.00	0.185000	3,700.00	0.86	17,189.90	(13,489.90)	(7,200.00)	0.00
NAB.AX National Australia Bank Limited	0.00	18.220000	0.00	0.00	0.00	0.00	(7,779.95)	10,368.92
RIO.AX Rio Tinto Limited	0.00	97.960000	0.00	0.00	0.00	0.00	0.00	(6,848.71)
SDA.AX Speedcast International Limited	2,000.00	0.785000	1,570.00	1.98	3,959.90	(2,389.90)	(2,389.90)	0.00
TLS.AX Telstra Corporation Limited	0.00	3.130000	0.00	0.00	0.00	0.00	(5,760.17)	5,802.25
WES.AX Wesfarmers Limited - Ordinary Fully Paid	500.00	44.830000	22,415.00	37.02	18,512.19	3,902.81	(1,149.85)	9,966.20
WBC.AX Westpac Banking Corporation	2,500.00	17.950000	44,875.00	18.59	46,469.85	(1,594.85)	(3,669.34)	(4,552.53)
WPL.AX Woodside Petroleum Limited	1,000.00	21.650000	21,650.00	32.89	32,889.42	(11,239.42)	(11,239.42)	(44,199.89)

EWING & WAI LING TONG SUPERANNUATION FUND

Investment Summary with Market Movement

As at 30 June 2020

Investment	Units	Market Price	Market Value	Average Cost	Accounting Cost	Unrealised		Realised Movement	
						Overall	Current Year		
Units in Listed Unit Trusts (Australian)			364,237.60		403,612.54	(39,374.94)	(56,736.04)	6,835.07	
TCL.AX	Transurban Group	200.00	14.130000	2,826.00	10.75	2,149.98	676.02	(1,286.06)	3,076.18
			2,826.00		2,149.98	676.02	(1,286.06)	3,076.18	
			1,076,578.36		1,100,607.28	(24,028.92)	(108,022.10)	9,911.25	

EWING & WAI LING TONG SUPERANNUATION FUND

Trustees Declaration

Ewing & Wai Ling Tong Superannuation Fund Pty Ltd ACN: 143804773

The directors of the trustee company have determined that the Fund is not a reporting entity and that these special purpose financial statements should be prepared in accordance with the accounting policies described in Note 1 to the financial statements.

The directors of the trustee company declare that:

- (i) the financial statements and notes to the financial statements for the year ended 30 June 2020 present fairly, in all material respects, the financial position of the Superannuation Fund at 30 June 2020 and the results of its operations for the year ended on that date in accordance with the accounting policies described in Note 1 to the financial statements;
- (ii) the financial statements and notes to the financial statements have been prepared in accordance with the requirements of the trust deed; and
- (iii) the operation of the superannuation fund has been carried out in accordance with its trust deed and in compliance with the requirements of the Superannuation Industry (Supervision) Act 1993 and associated Regulations during the year ended 30 June 2020.

Specifically, the directors of the trustee company declare that:

- in accordance with s120 of the Superannuation Industry (Supervision) Act 1993, no individual trustee has been or is a disqualified person;
- the Fund has satisfactory title to all assets, all assets are unencumbered and free from charge as prescribed by s50 of the Superannuation Industry (Supervision) Act 1993 and reg13.14 of the Superannuation Industry (Supervision) Regulations 1994; and
- to the knowledge of the directors of the trustee company, there have been no events or transactions subsequent to the balance date which could have a material impact on the Fund. Where such events have occurred, the effect of such events has been accounted and noted in the Fund's financial statements.

Signed in accordance with a resolution of the directors of the trustee company by:

.....
Ewing Tong
Ewing & Wai Ling Tong Superannuation Fund Pty Ltd
Director

.....
Wai Ling Tong
Ewing & Wai Ling Tong Superannuation Fund Pty Ltd
Director

05 February 2021

EWING & WAI LING TONG SUPERANNUATION FUND

Compilation Report

We have compiled the accompanying special purpose financial statements of the EWING & WAI LING TONG SUPERANNUATION FUND which comprise the statement of financial position as at 30/06/2020 the operating statement for the year then ended, a summary of significant accounting policies and other explanatory notes. The specific purpose for which the special purpose financial statements have been prepared is set out in Note 1 to the financial statements.

The Responsibility of the Trustee(s)

The Trustee(s) of EWING & WAI LING TONG SUPERANNUATION FUND are solely responsible for the information contained in the special purpose financial statements, the reliability, accuracy and completeness of the information and for the determination that the financial reporting framework used is appropriate to meet their needs and for the purpose that the financial statements were prepared.

Our Responsibility

On the basis of information provided by the Trustee(s), we have compiled the accompanying special purpose financial statements in accordance with the financial reporting framework as described in Note 1 to the financial statements and APES 315: Compilation of Financial Information.

We have applied our expertise in accounting and financial reporting to compile these financial statements in accordance with the financial reporting framework described in Note 1 to the financial statements. We have complied with the relevant ethical requirements of APES 110: Code of Ethics for Professional Accountants.

Assurance Disclaimer

Since a compilation engagement is not an assurance engagement, we are not required to verify the reliability, accuracy or completeness of the information provided to us by management to compile these financial statements. Accordingly, we do not express an audit opinion or a review conclusion on these financial statements.

The special purpose financial statements were compiled exclusively for the benefit of the directors of the trustee company who are responsible for the reliability, accuracy and completeness of the information used to compile them. We do not accept responsibility for the contents of the special purpose financial statements.

of

Signed:

Dated: 05/02/2021