

## Buy & Sell



(/buy/matic)

24.26% ↑

BUY MATIC (/buy/matic)

Celer (/buy/celr)

24.05% ↑

BUY CELR (/buy/celr)























(/buy/link)











22.75% ↑











BUY LINK (/buy/link)











Coin	Buy	Sell	Change (24hr)
 BTC	\$16,578.02 <input type="button" value="BUY BTC (/buy/btc)"/>	\$16,441.70 <input type="button" value="SELL BTC (/sell/btc)"/>	-1.47% <input type="button" value="CHART (/chart/BTC)"/>
 ETH	\$440.78 <input type="button" value="BUY ETH (/buy/eth)"/>	\$429.22 <input type="button" value="SELL ETH (/sell/eth)"/>	0.12% <input type="button" value="CHART (/chart/ETH)"/>
 XRP	\$0.597472 <input type="button" value="BUY XRP (/buy/xrp)"/>	\$0.581707 <input type="button" value="SELL XRP (/sell/xrp)"/>	-1.05% <input type="button" value="CHART (/chart/XRP)"/>
 LTC	\$190.59 <input type="button" value="BUY LTC (/buy/ltc)"/>	\$185.35 <input type="button" value="SELL LTC (/sell/ltc)"/>	4.73% <input type="button" value="CHART (/chart/LTC)"/>
 BCH	\$622.42 <input type="button" value="BUY BCH (/buy/bcc)"/>	\$605.57 <input type="button" value="SELL BCH (/sell/bcc)"/>	-0.43% <input type="button" value="CHART (/chart/BCC)"/>











Coin	Buy	Sell	Change (24hr)
 EOS	\$8.9006 <a href="#">BUY EOS (/buy/eos)</a>	\$8.6649 <a href="#">SELL EOS (/sell/eos)</a>	0.06% <a href="#">CHART (/chart/EOS)</a>
 BNB	\$49.30 <a href="#">BUY BNB (/buy/bnb)</a>	\$48.01 <a href="#">SELL BNB (/sell/bnb)</a>	-0.22% <a href="#">CHART (/chart/BNB)</a>
 BCHSV	\$302.09 <a href="#">BUY BCHSV (/buy/bchsv)</a>	\$292.73 <a href="#">SELL BCHSV (/sell/bchsv)</a>	-1.09% <a href="#">CHART (/chart/BCHSV)</a>
 TRX	\$0.049734 <a href="#">BUY TRX (/buy/trx)</a>	\$0.048339 <a href="#">SELL TRX (/sell/trx)</a>	2.26% <a href="#">CHART (/chart/TRX)</a>
 ADA	\$0.125661 <a href="#">BUY ADA (/buy/ada)</a>	\$0.121997 <a href="#">SELL ADA (/sell/ada)</a>	-0.44% <a href="#">CHART (/chart/ADA)</a>
 XLM	\$0.159315 <a href="#">BUY XLM (/buy/str)</a>	\$0.155045 <a href="#">SELL XLM (/sell/str)</a>	1.14% <a href="#">CHART (/chart/STR)</a>
 USDT	\$1.430284 <a href="#">BUY USDT (/buy/usdt)</a>	\$1.416681 <a href="#">SELL USDT (/sell/usdt)</a>	-0.31% <a href="#">CHART (/chart/USDT)</a>
 XMR	\$140.76 <a href="#">BUY XMR (/buy/xmr)</a>	\$136.29 <a href="#">SELL XMR (/sell/xmr)</a>	-0.38% <a href="#">CHART (/chart/XMR)</a>
 DASH	\$240.13 <a href="#">BUY DASH (/buy/dash)</a>	\$233.12 <a href="#">SELL DASH (/sell/dash)</a>	-1.22% <a href="#">CHART (/chart/DASH)</a>
 LINK	\$6.017821 <a href="#">BUY LINK (/buy/link)</a>	\$5.868370 <a href="#">SELL LINK (/sell/link)</a>	22.75% <a href="#">CHART (/chart/LINK)</a>











Coin	Buy	Sell	Change (24hr)
 NEO	\$25.63 <a href="#">BUY NEO (/buy/ans)</a>	\$24.83 <a href="#">SELL NEO (/sell/ans)</a>	-1.10% <a href="#">CHART (/chart/ANS)</a>
 MIOTA	\$0.597306 <a href="#">BUY MIOTA (/buy/miota)</a>	\$0.577597 <a href="#">SELL MIOTA (/sell/miota)</a>	0.35% <a href="#">CHART (/chart/MIOTA)</a>
 ATOM	\$8.4672 <a href="#">BUY ATOM (/buy/atom)</a>	\$8.1814 <a href="#">SELL ATOM (/sell/atom)</a>	-3.22% <a href="#">CHART (/chart/ATOM)</a>
 ETC	\$11.86 <a href="#">BUY ETC (/buy/etc)</a>	\$11.51 <a href="#">SELL ETC (/sell/etc)</a>	2.73% <a href="#">CHART (/chart/ETC)</a>
 XEM	\$0.141245 <a href="#">BUY XEM (/buy/xem)</a>	\$0.135808 <a href="#">SELL XEM (/sell/xem)</a>	0.28% <a href="#">CHART (/chart/XEM)</a>
 ONT	\$2.3040 <a href="#">BUY ONT (/buy/ont)</a>	\$2.2343 <a href="#">SELL ONT (/sell/ont)</a>	5.52% <a href="#">CHART (/chart/ONT)</a>
 ZEC	\$159.92 <a href="#">BUY ZEC (/buy/zec)</a>	\$155.20 <a href="#">SELL ZEC (/sell/zec)</a>	-1.22% <a href="#">CHART (/chart/ZEC)</a>
 QTUM	\$7.7083 <a href="#">BUY QTUM (/buy/qtum)</a>	\$7.4422 <a href="#">SELL QTUM (/sell/qtum)</a>	0.48% <a href="#">CHART (/chart/QTUM)</a>
 VET	\$0.013097 <a href="#">BUY VET (/buy/vet)</a>	\$0.012660 <a href="#">SELL VET (/sell/vet)</a>	11.18% <a href="#">CHART (/chart/VET)</a>
 BTG	\$40.44 <a href="#">BUY BTG (/buy/btg)</a>	\$39.21 <a href="#">SELL BTG (/sell/btg)</a>	-2.74% <a href="#">CHART (/chart/BTG)</a>

Coin	Buy	Sell	Change (24hr)
 DOGE	\$0.004808 <a href="#">BUY DOGE (/buy/doge)</a>	\$0.004604 <a href="#">SELL DOGE (/sell/doge)</a>	-1.49% <a href="#">CHART (/chart/DOGE)</a>
 BAT	\$0.446612 <a href="#">BUY BAT (/buy/bat)</a>	\$0.432417 <a href="#">SELL BAT (/sell/bat)</a>	4.82% <a href="#">CHART (/chart/BAT)</a>
 OMG	\$3.8962 <a href="#">BUY OMG (/buy/omg)</a>	\$3.7538 <a href="#">SELL OMG (/sell/omg)</a>	-0.63% <a href="#">CHART (/chart/OMG)</a>
 DCR	\$48.85 <a href="#">BUY DCR (/buy/dcr)</a>	\$47.00 <a href="#">SELL DCR (/sell/dcr)</a>	0.94% <a href="#">CHART (/chart/DCR)</a>
 BTT	\$0.001989 <a href="#">BUY BTT (/buy/btt)</a>	\$0.001809 <a href="#">SELL BTT (/sell/btt)</a>	-1.49% <a href="#">CHART (/chart/BTT)</a>
 HOT	\$0.002487 <a href="#">BUY HOT (/buy/hot)</a>	\$0.002302 <a href="#">SELL HOT (/sell/hot)</a>	-1.49% <a href="#">CHART (/chart/HOT)</a>
 LSK	\$2.6938 <a href="#">BUY LSK (/buy/lisk)</a>	\$2.6063 <a href="#">SELL LSK (/sell/lisk)</a>	-1.12% <a href="#">CHART (/chart/LSK)</a>
 RVN	\$0.081232 <a href="#">BUY RVN (/buy/rvn)</a>	\$0.078920 <a href="#">SELL RVN (/sell/rvn)</a>	3.36% <a href="#">CHART (/chart/RVN)</a>
 NPXS	\$0.001326 <a href="#">BUY NPXS (/buy/npxs)</a>	\$0.001151 <a href="#">SELL NPXS (/sell/npxs)</a>	-1.49% <a href="#">CHART (/chart/NPXS)</a>
 WAVES	\$2.7894 <a href="#">BUY WAVES (/buy/waves)</a>	\$2.6999 <a href="#">SELL WAVES (/sell/waves)</a>	1.00% <a href="#">CHART (/chart/WAVES)</a>











Coin	Buy	Sell	Change (24hr)
 ZRX	\$0.451419 <a href="#">BUY ZRX (/buy/zrx)</a>	\$0.435212 <a href="#">SELL ZRX (/sell/zrx)</a>	-2.71% <a href="#">CHART (/chart/ZRX)</a>
 REP	\$24.17 <a href="#">BUY REP (/buy/rep)</a>	\$23.16 <a href="#">SELL REP (/sell/rep)</a>	2.36% <a href="#">CHART (/chart/REP)</a>
 XRB	\$1.9733 <a href="#">BUY XRB (/buy/xrb)</a>	\$1.9130 <a href="#">SELL XRB (/sell/xrb)</a>	6.10% <a href="#">CHART (/chart/XRB)</a>
 BCN	\$0.001492 <a href="#">BUY BCN (/buy/bcn)</a>	\$0.001315 <a href="#">SELL BCN (/sell/bcn)</a>	-1.48% <a href="#">CHART (/chart/BCN)</a>
 BTS	\$0.094992 <a href="#">BUY BTS (/buy/bts)</a>	\$0.091580 <a href="#">SELL BTS (/sell/bts)</a>	-2.00% <a href="#">CHART (/chart/BTS)</a>
 IOST	\$0.018899 <a href="#">BUY IOST (/buy/iost)</a>	\$0.018250 <a href="#">SELL IOST (/sell/iost)</a>	-4.83% <a href="#">CHART (/chart/IOST)</a>
 ZIL	\$0.026027 <a href="#">BUY ZIL (/buy/zil)</a>	\$0.024991 <a href="#">SELL ZIL (/sell/zil)</a>	5.98% <a href="#">CHART (/chart/ZIL)</a>
 ICX	\$0.465179 <a href="#">BUY ICX (/buy/icx)</a>	\$0.450831 <a href="#">SELL ICX (/sell/icx)</a>	1.07% <a href="#">CHART (/chart/ICX)</a>
 KMD	\$1.8927 <a href="#">BUY KMD (/buy/kmd)</a>	\$1.8359 <a href="#">SELL KMD (/sell/kmd)</a>	-4.78% <a href="#">CHART (/chart/KMD)</a>
 DGB	\$0.018733 <a href="#">BUY DGB (/buy/dgb)</a>	\$0.017757 <a href="#">SELL DGB (/sell/dgb)</a>	6.02% <a href="#">CHART (/chart/DGB)</a>











Coin	Buy	Sell	Change (24hr)
	\$0.004808	\$0.004604	2.03%
SC	<a href="#">BUY SC (/buy/sc)</a>	<a href="#">SELL SC (/sell/sc)</a>	<a href="#">CHART (/chart/SC)</a>
	\$0.7054	\$0.6820	-1.23%
AE	<a href="#">BUY AE (/buy/ae)</a>	<a href="#">SELL AE (/sell/ae)</a>	<a href="#">CHART (/chart/AE)</a>
	\$0.011936	\$0.011509	1.33%
XVG	<a href="#">BUY XVG (/buy/xvg)</a>	<a href="#">SELL XVG (/sell/xvg)</a>	<a href="#">CHART (/chart/XVG)</a>
	\$0.5340	\$0.5164	2.03%
STEEM	<a href="#">BUY STEEM (/buy/steem)</a>	<a href="#">SELL STEEM (/sell/steem)</a>	<a href="#">CHART (/chart/STEEM)</a>
	\$0.167272	\$0.161129	-2.93%
ARDR	<a href="#">BUY ARDR (/buy/ardr)</a>	<a href="#">SELL ARDR (/sell/ardr)</a>	<a href="#">CHART (/chart/ARDR)</a>
	\$0.002155	\$0.001973	-14.62%
DENT	<a href="#">BUY DENT (/buy/dent)</a>	<a href="#">SELL DENT (/sell/dent)</a>	<a href="#">CHART (/chart/DENT)</a>
	\$0.173738	\$0.168363	3.04%
THETA	<a href="#">BUY THETA (/buy/theta)</a>	<a href="#">SELL THETA (/sell/theta)</a>	<a href="#">CHART (/chart/THETA)</a>
	\$0.333550	\$0.321600	-1.77%
MAID	<a href="#">BUY MAID (/buy/maid)</a>	<a href="#">SELL MAID (/sell/maid)</a>	<a href="#">CHART (/chart/MAID)</a>
	\$0.042606	\$0.040447	2.57%
SNT	<a href="#">BUY SNT (/buy/snt)</a>	<a href="#">SELL SNT (/sell/snt)</a>	<a href="#">CHART (/chart/SNT)</a>
	\$0.289121	\$0.279673	2.08%
ELF	<a href="#">BUY ELF (/buy/elf)</a>	<a href="#">SELL ELF (/sell/elf)</a>	<a href="#">CHART (/chart/ELF)</a>











Coin	Buy	Sell	Change (24hr)
 XZC	\$17.94 <a href="/buy/xzc">BUY XZC (/buy/xzc)</a>	\$17.38 <a href="/sell/xzc">SELL XZC (/sell/xzc)</a>	2.84% <a href="/chart/XZC">CHART (/chart/XZC)</a>
 MCO	\$8.8838 <a href="/buy/mco">BUY MCO (/buy/mco)</a>	\$8.5240 <a href="/sell/mco">SELL MCO (/sell/mco)</a>	-0.74% <a href="/chart/MCO">CHART (/chart/MCO)</a>
 ENJ	\$0.176224 <a href="/buy/enj">BUY ENJ (/buy/enj)</a>	\$0.170007 <a href="/sell/enj">SELL ENJ (/sell/enj)</a>	0.69% <a href="/chart/ENJ">CHART (/chart/ENJ)</a>
 GNT	\$0.139255 <a href="/buy/gnt">BUY GNT (/buy/gnt)</a>	\$0.134493 <a href="/sell/gnt">SELL GNT (/sell/gnt)</a>	-0.54% <a href="/chart/GNT">CHART (/chart/GNT)</a>
 STRAT	\$1.3435 <a href="/buy/strat">BUY STRAT (/buy/strat)</a>	\$1.2836 <a href="/sell/strat">SELL STRAT (/sell/strat)</a>	6.25% <a href="/chart/STRAT">CHART (/chart/STRAT)</a>
 SOLVE	\$0.361898 <a href="/buy/solve">BUY SOLVE (/buy/solve)</a>	\$0.348071 <a href="/sell/solve">SELL SOLVE (/sell/solve)</a>	-4.76% <a href="/chart/SOLVE">CHART (/chart/SOLVE)</a>
 WAX	\$0.124501 <a href="/buy/wax">BUY WAX (/buy/wax)</a>	\$0.120024 <a href="/sell/wax">SELL WAX (/sell/wax)</a>	4.20% <a href="/chart/WAX">CHART (/chart/WAX)</a>
 ELA	\$7.2131 <a href="/buy/ela">BUY ELA (/buy/ela)</a>	\$6.6632 <a href="/sell/ela">SELL ELA (/sell/ela)</a>	3.25% <a href="/chart/ELA">CHART (/chart/ELA)</a>
 NAS	\$2.1881 <a href="/buy/nas">BUY NAS (/buy/nas)</a>	\$2.1211 <a href="/sell/nas">SELL NAS (/sell/nas)</a>	-0.96% <a href="/chart/NAS">CHART (/chart/NAS)</a>
 NULS	\$1.2235 <a href="/buy/nuls">BUY NULS (/buy/nuls)</a>	\$1.1835 <a href="/sell/nuls">SELL NULS (/sell/nuls)</a>	-0.41% <a href="/chart/NULS">CHART (/chart/NULS)</a>











Coin	Buy	Sell	Change (24hr)
 WTC	\$2.1210 <a href="#">BUY WTC (/buy/wtc)</a>	\$2.0523 <a href="#">SELL WTC (/sell/wtc)</a>	2.15% <a href="#">CHART (/chart/WTC)</a>
 RDD	\$0.002818 <a href="#">BUY RDD (/buy/rdd)</a>	\$0.002631 <a href="#">SELL RDD (/sell/rdd)</a>	-1.49% <a href="#">CHART (/chart/RDD)</a>
 R	\$0.183353 <a href="#">BUY R (/buy/r)</a>	\$0.156032 <a href="#">SELL R (/sell/r)</a>	20.45% <a href="#">CHART (/chart/R)</a>
 CELR	\$0.028183 <a href="#">BUY CELR (/buy/celr)</a>	\$0.027293 <a href="#">SELL CELR (/sell/celr)</a>	24.05% <a href="#">CHART (/chart/CELR)</a>
 MATIC	\$0.036803 <a href="#">BUY MATIC (/buy/matic)</a>	\$0.035514 <a href="#">SELL MATIC (/sell/matic)</a>	24.26% <a href="#">CHART (/chart/MATIC)</a>
 FCT	\$8.14 <a href="#">BUY FCT (/buy/fct)</a>	\$7.76 <a href="#">SELL FCT (/sell/fct)</a>	-0.52% <a href="#">CHART (/chart/FCT)</a>
 MANA	\$0.072612 <a href="#">BUY MANA (/buy/mana)</a>	\$0.069055 <a href="#">SELL MANA (/sell/mana)</a>	4.22% <a href="#">CHART (/chart/MANA)</a>
 ARK	\$0.654998 <a href="#">BUY ARK (/buy/ark)</a>	\$0.634321 <a href="#">SELL ARK (/sell/ark)</a>	2.98% <a href="#">CHART (/chart/ARK)</a>
 LRC	\$0.083222 <a href="#">BUY LRC (/buy/lrc)</a>	\$0.079578 <a href="#">SELL LRC (/sell/lrc)</a>	1.96% <a href="#">CHART (/chart/LRC)</a>
 FTM	\$0.039290 <a href="#">BUY FTM (/buy/ftm)</a>	\$0.037816 <a href="#">SELL FTM (/sell/ftm)</a>	0.20% <a href="#">CHART (/chart/FTM)</a>





















Coin	Buy	Sell	Change (24hr)
 BNT	\$1.0903 <a href="#">BUY BNT (/buy/bnt)</a>	\$1.0498 <a href="#">SELL BNT (/sell/bnt)</a>	-0.00% <a href="#">CHART (/chart/BNT)</a>
 KNC	\$0.389915 <a href="#">BUY KNC (/buy/knc)</a>	\$0.377995 <a href="#">SELL KNC (/sell/knc)</a>	5.12% <a href="#">CHART (/chart/KNC)</a>
 ETN	\$0.006797 <a href="#">BUY ETN (/buy/etn)</a>	\$0.006412 <a href="#">SELL ETN (/sell/etn)</a>	0.97% <a href="#">CHART (/chart/ETN)</a>
 POWR	\$0.152352 <a href="#">BUY POWR (/buy/powr)</a>	\$0.147482 <a href="#">SELL POWR (/sell/powr)</a>	1.61% <a href="#">CHART (/chart/POWR)</a>
 AION	\$0.196450 <a href="#">BUY AION (/buy/aion)</a>	\$0.188586 <a href="#">SELL AION (/sell/aion)</a>	2.85% <a href="#">CHART (/chart/AION)</a>
 QKC	\$0.027354 <a href="#">BUY QKC (/buy/qkc)</a>	\$0.026142 <a href="#">SELL QKC (/sell/qkc)</a>	12.88% <a href="#">CHART (/chart/QKC)</a>
 WAN	\$0.5391 <a href="#">BUY WAN (/buy/wan)</a>	\$0.5196 <a href="#">SELL WAN (/sell/wan)</a>	1.03% <a href="#">CHART (/chart/WAN)</a>
 ENG	\$0.772370 <a href="#">BUY ENG (/buy/eng)</a>	\$0.741849 <a href="#">SELL ENG (/sell/eng)</a>	-0.89% <a href="#">CHART (/chart/ENG)</a>
 TFUEL	\$0.013926 <a href="#">BUY TFUEL (/buy/tfuel)</a>	\$0.013482 <a href="#">SELL TFUEL (/sell/tfuel)</a>	7.47% <a href="#">CHART (/chart/TFUEL)</a>
 PIVX	\$0.9219 <a href="#">BUY PIVX (/buy/pivx)</a>	\$0.8819 <a href="#">SELL PIVX (/sell/pivx)</a>	3.61% <a href="#">CHART (/chart/PIVX)</a>

Coin	Buy	Sell	Change (24hr)
 PPT	\$0.9657 <a href="#">BUY PPT (/buy/ppt)</a>	\$0.9294 <a href="#">SELL PPT (/sell/ppt)</a>	-1.66% <a href="#">CHART (/chart/PPT)</a>
 STORJ	\$0.376984 <a href="#">BUY STORJ (/buy/storj)</a>	\$0.363197 <a href="#">SELL STORJ (/sell/storj)</a>	2.52% <a href="#">CHART (/chart/STORJ)</a>
 GAS	\$4.9038 <a href="#">BUY GAS (/buy/gas)</a>	\$4.7211 <a href="#">SELL GAS (/sell/gas)</a>	-1.82% <a href="#">CHART (/chart/GAS)</a>
 FUN	\$0.007626 <a href="#">BUY FUN (/buy/fun)</a>	\$0.007234 <a href="#">SELL FUN (/sell/fun)</a>	0.70% <a href="#">CHART (/chart/FUN)</a>
 NXT	\$0.049568 <a href="#">BUY NXT (/buy/nxt)</a>	\$0.046859 <a href="#">SELL NXT (/sell/nxt)</a>	1.22% <a href="#">CHART (/chart/NXT)</a>
 SNX	\$0.423071 <a href="#">BUY SNX (/buy/hav)</a>	\$0.402328 <a href="#">SELL SNX (/sell/hav)</a>	-5.31% <a href="#">CHART (/chart/HAV)</a>
 RLC	\$0.552545 <a href="#">BUY RLC (/buy/rlc)</a>	\$0.529423 <a href="#">SELL RLC (/sell/rlc)</a>	-1.78% <a href="#">CHART (/chart/RLC)</a>
 SKY	\$2.8886 <a href="#">BUY SKY (/buy/sky)</a>	\$2.7540 <a href="#">SELL SKY (/sell/sky)</a>	6.57% <a href="#">CHART (/chart/SKY)</a>
 VTC	\$0.700256 <a href="#">BUY VTC (/buy/vtc)</a>	\$0.664902 <a href="#">SELL VTC (/sell/vtc)</a>	-0.40% <a href="#">CHART (/chart/VTC)</a>
 SYS	\$0.071451 <a href="#">BUY SYS (/buy/sys)</a>	\$0.068233 <a href="#">SELL SYS (/sell/sys)</a>	-0.10% <a href="#">CHART (/chart/SYS)</a>

Coin	Buy	Sell	Change (24hr)
 CVC	\$0.110410 <a href="/buy/cvc">BUY CVC (/buy/cvc)</a>	\$0.106049 <a href="/sell/cvc">SELL CVC (/sell/cvc)</a>	2.83% <a href="/chart/CVC">CHART (/chart/CVC)</a>
 GBYTE	\$53.29 <a href="/buy/gbyte">BUY GBYTE (/buy/gbyte)</a>	\$50.82 <a href="/sell/gbyte">SELL GBYTE (/sell/gbyte)</a>	-8.03% <a href="/chart/GBYTE">CHART (/chart/GBYTE)</a>
 MTL	\$0.801050 <a href="/buy/mtl">BUY MTL (/buy/mtl)</a>	\$0.772102 <a href="/sell/mtl">SELL MTL (/sell/mtl)</a>	4.66% <a href="/chart/MTL">CHART (/chart/MTL)</a>
 EMC2	\$0.156331 <a href="/buy/emc2">BUY EMC2 (/buy/emc2)</a>	\$0.144523 <a href="/sell/emc2">SELL EMC2 (/sell/emc2)</a>	1.34% <a href="/chart/EMC2">CHART (/chart/EMC2)</a>
 PAY	\$0.298239 <a href="/buy/pay">BUY PAY (/buy/pay)</a>	\$0.285921 <a href="/sell/pay">SELL PAY (/sell/pay)</a>	-12.17% <a href="/chart/PAY">CHART (/chart/PAY)</a>
 DRGN	\$0.133122 <a href="/buy/drgn">BUY DRGN (/buy/drgn)</a>	\$0.122984 <a href="/sell/drgn">SELL DRGN (/sell/drgn)</a>	5.75% <a href="/chart/DRGN">CHART (/chart/DRGN)</a>
 CND	\$0.020888 <a href="/buy/cnd">BUY CND (/buy/cnd)</a>	\$0.019894 <a href="/sell/cnd">SELL CND (/sell/cnd)</a>	7.93% <a href="/chart/CND">CHART (/chart/CND)</a>
 NXS	\$0.4668 <a href="/buy/nxs">BUY NXS (/buy/nxs)</a>	\$0.4459 <a href="/sell/nxs">SELL NXS (/sell/nxs)</a>	-0.43% <a href="/chart/NXS">CHART (/chart/NXS)</a>
 AGI	\$0.048408 <a href="/buy/agi">BUY AGI (/buy/agi)</a>	\$0.046694 <a href="/sell/agi">SELL AGI (/sell/agi)</a>	-3.15% <a href="/chart/AGI">CHART (/chart/AGI)</a>
 GTO	\$0.036472 <a href="/buy/gto">BUY GTO (/buy/gto)</a>	\$0.034692 <a href="/sell/gto">SELL GTO (/sell/gto)</a>	2.23% <a href="/chart/GTO">CHART (/chart/GTO)</a>

Coin	Buy	Sell	Change (24hr)
 <b>STORM</b>	\$0.004145 <a href="/buy/storm">BUY STORM (/buy/storm)</a>	\$0.003946 <a href="/sell/storm">SELL STORM (/sell/storm)</a>	2.62% <a href="/chart/STORM">CHART (/chart/STORM)</a>
 <b>RDN</b>	\$0.493693 <a href="/buy/rdn">BUY RDN (/buy/rdn)</a>	\$0.476152 <a href="/sell/rdn">SELL RDN (/sell/rdn)</a>	1.88% <a href="/chart/RDN">CHART (/chart/RDN)</a>
 <b>POE</b>	\$0.007626 <a href="/buy/poe">BUY POE (/buy/poe)</a>	\$0.007234 <a href="/sell/poe">SELL POE (/sell/poe)</a>	-1.49% <a href="/chart/POE">CHART (/chart/POE)</a>
 <b>NCASH</b>	\$0.003979 <a href="/buy/ncash">BUY NCASH (/buy/ncash)</a>	\$0.003617 <a href="/sell/ncash">SELL NCASH (/sell/ncash)</a>	2.79% <a href="/chart/NCASH">CHART (/chart/NCASH)</a>
 <b>OCN</b>	\$0.003150 <a href="/buy/ocn">BUY OCN (/buy/ocn)</a>	\$0.002959 <a href="/sell/ocn">SELL OCN (/sell/ocn)</a>	-1.49% <a href="/chart/OCN">CHART (/chart/OCN)</a>
 <b>REQ</b>	\$0.029012 <a href="/buy/req">BUY REQ (/buy/req)</a>	\$0.028115 <a href="/sell/req">SELL REQ (/sell/req)</a>	2.01% <a href="/chart/REQ">CHART (/chart/REQ)</a>
 <b>GO</b>	\$0.028017 <a href="/buy/go">BUY GO (/buy/go)</a>	\$0.027129 <a href="/sell/go">SELL GO (/sell/go)</a>	-5.94% <a href="/chart/GO">CHART (/chart/GO)</a>
 <b>FET</b>	\$0.250494 <a href="/buy/fet">BUY FET (/buy/fet)</a>	\$0.242515 <a href="/sell/fet">SELL FET (/sell/fet)</a>	13.11% <a href="/chart/FET">CHART (/chart/FET)</a>
 <b>OST</b>	\$0.031167 <a href="/buy/ost">BUY OST (/buy/ost)</a>	\$0.030088 <a href="/sell/ost">SELL OST (/sell/ost)</a>	-3.04% <a href="/chart/OST">CHART (/chart/OST)</a>
 <b>WABI</b>	\$0.341010 <a href="/buy/wabi">BUY WABI (/buy/wabi)</a>	\$0.325052 <a href="/sell/wabi">SELL WABI (/sell/wabi)</a>	2.84% <a href="/chart/WABI">CHART (/chart/WABI)</a>

Coin	Buy	Sell	Change (24hr)
	\$0.037964	\$0.036172	2.97%
RCN	<a href="/buy/rcn">BUY RCN (/buy/rcn)</a>	<a href="/sell/rcn">SELL RCN (/sell/rcn)</a>	<a href="/chart/RCN">CHART (/chart/RCN)</a>
	\$0.030669	\$0.029431	1.79%
QSP	<a href="/buy/qsp">BUY QSP (/buy/qsp)</a>	<a href="/sell/qsp">SELL QSP (/sell/qsp)</a>	<a href="/chart/QSP">CHART (/chart/QSP)</a>
	\$0.035809	\$0.029924	10.83%
SRN	<a href="/buy/srn">BUY SRN (/buy/srn)</a>	<a href="/sell/srn">SELL SRN (/sell/srn)</a>	<a href="/chart/SRN">CHART (/chart/SRN)</a>
	\$0.026027	\$0.024827	14.56%
DNT	<a href="/buy/dnt">BUY DNT (/buy/dnt)</a>	<a href="/sell/dnt">SELL DNT (/sell/dnt)</a>	<a href="/chart/DNT">CHART (/chart/DNT)</a>
	\$0.203910	\$0.196807	2.73%
ADX	<a href="/buy/adx">BUY ADX (/buy/adx)</a>	<a href="/sell/adx">SELL ADX (/sell/adx)</a>	<a href="/chart/ADX">CHART (/chart/ADX)</a>
	\$0.147710	\$0.141234	3.51%
ETHOS	<a href="/buy/bqx">BUY ETHOS (/buy/bqx)</a>	<a href="/sell/bqx">SELL ETHOS (/sell/bqx)</a>	<a href="/chart/BQX">CHART (/chart/BQX)</a>
	\$0.5686	\$0.5414	-1.95%
PPC	<a href="/buy/ppc">BUY PPC (/buy/ppc)</a>	<a href="/sell/ppc">SELL PPC (/sell/ppc)</a>	<a href="/chart/PPC">CHART (/chart/PPC)</a>
	\$0.033663	\$0.029949	3.09%
SUB	<a href="/buy/sub">BUY SUB (/buy/sub)</a>	<a href="/sell/sub">SELL SUB (/sell/sub)</a>	<a href="/chart/SUB">CHART (/chart/SUB)</a>
	\$0.011107	\$0.010687	6.33%
LEND	<a href="/buy/lend">BUY LEND (/buy/lend)</a>	<a href="/sell/lend">SELL LEND (/sell/lend)</a>	<a href="/chart/LEND">CHART (/chart/LEND)</a>
	\$0.049568	\$0.046694	-3.11%
LBC	<a href="/buy/lbc">BUY LBC (/buy/lbc)</a>	<a href="/sell/lbc">SELL LBC (/sell/lbc)</a>	<a href="/chart/LBC">CHART (/chart/LBC)</a>

Coin	Buy	Sell	Change (24hr)
 ARN	\$0.620349 <a href="/buy/arn">BUY ARN (/buy/arn)</a>	\$0.601602 <a href="/sell/arn">SELL ARN (/sell/arn)</a>	-1.38% <a href="/chart/ARN">CHART (/chart/ARN)</a>
 KEY	\$0.004145 <a href="/buy/key">BUY KEY (/buy/key)</a>	\$0.003946 <a href="/sell/key">SELL KEY (/sell/key)</a>	-1.49% <a href="/chart/KEY">CHART (/chart/KEY)</a>
 WPR	\$0.016744 <a href="/buy/wpr">BUY WPR (/buy/wpr)</a>	\$0.016277 <a href="/sell/wpr">SELL WPR (/sell/wpr)</a>	2.57% <a href="/chart/WPR">CHART (/chart/WPR)</a>
 GAME	\$0.109912 <a href="/buy/game">BUY GAME (/buy/game)</a>	\$0.101445 <a href="/sell/game">SELL GAME (/sell/game)</a>	-5.34% <a href="/chart/GAME">CHART (/chart/GAME)</a>
 WINGS	\$0.066644 <a href="/buy/wings">BUY WINGS (/buy/wings)</a>	\$0.051627 <a href="/sell/wings">SELL WINGS (/sell/wings)</a>	18.57% <a href="/chart/WINGS">CHART (/chart/WINGS)</a>
 CAN	\$0.063991 <a href="/buy/can">BUY CAN (/buy/can)</a>	\$0.055902 <a href="/sell/can">SELL CAN (/sell/can)</a>	2.77% <a href="/chart/CAN">CHART (/chart/CAN)</a>
 HST	\$0.074435 <a href="/buy/hst">BUY HST (/buy/hst)</a>	\$0.070042 <a href="/sell/hst">SELL HST (/sell/hst)</a>	-9.93% <a href="/chart/HST">CHART (/chart/HST)</a>
 ONG	\$0.574594 <a href="/buy/ong">BUY ONG (/buy/ong)</a>	\$0.550961 <a href="/sell/ong">SELL ONG (/sell/ong)</a>	3.92% <a href="/chart/ONG">CHART (/chart/ONG)</a>

**CoinSpot**

[Buy Bitcoin \(/trade/btc\)](/trade/btc)  
[All Markets \(/tradecoins\)](/tradecoins)  
[Multicoin Wallet \(/multicoinwallets\)](/multicoinwallets)  
[Affiliate Program \(/affiliate\)](/affiliate)

**Legal**

[Terms of Service \(/terms\)](/terms)  
[Privacy Policy \(/privacy\)](/privacy)  
[AML \(/aml\)](/aml)

**Help**

[Referrals \(/referrals\)](#)  
[Press Enquiries \(/press\)](#)  
[Fees \(/fees\)](#)



[Help Centre](#)  
(<https://coinspot.zendesk.com/hc/en-us>)  
[Contact Support](#)  
(<https://coinspot.zendesk.com/hc/en-us>)  
[API Docs \(/api\)](#)  
[Complaints and Disputes](#)  
(<https://coinspot.zendesk.com/hc/en-us/articles/115001019874-Complaints-and-Disputes>)  
[Self Managed Super Funds \(/smsf\)](#)

[f \(https://www.facebook.com/coinspotau\)](https://www.facebook.com/coinspotau) [Twitter](#)  
(<https://twitter.com/coinspotau>)

© CBS ABN 19 619 574 186