

Financial Statements and Reports  
for the year ended  
30 June 2021

Joseph Family Superannuation Fund

# Joseph Family Superannuation Fund

## Reports Index

---

Statement of Financial Position

Operating Statement

Notes to the Financial Statements

Statement of Taxable Income

Trustees Declaration

Compilation Report

Investment Summary

Investment Income

Realised Capital Gains

Members Statement

SMSF Annual Return

Capital Gains Schedule

Losses Schedule

---

Joseph Family Superannuation Fund  
**Statement of Financial Position**

As at 30 June 2021

	Note	2021 \$	2020 \$
<b>Assets</b>			
<b>Investments</b>			
Derivatives (Options, Hybrids, Future Contracts)	2	0	30
Loans to Associated Entities (In house loans)	3	270,000	270,000
Real Estate Properties (Australian - Non Residential)	4	850,000	850,000
Shares in Listed Companies (Australian)	5	4,484,701	3,677,929
<b>Total Investments</b>		<u>5,604,701</u>	<u>4,797,959</u>
<b>Other Assets</b>			
Bank Accounts	6	2,738,351	1,947,937
Unsettled Trades		(2,281)	(15,773)
GST Refundable		189	62
Income Tax Refundable		17,432	0
<b>Total Other Assets</b>		<u>2,753,691</u>	<u>1,932,226</u>
<b>Total Assets</b>		<u>8,358,392</u>	<u>6,730,185</u>
Less:			
<b>Liabilities</b>			
Income Tax Payable		0	7,471
<b>Total Liabilities</b>		<u>0</u>	<u>7,471</u>
<b>Net assets available to pay benefits</b>		<u>8,358,392</u>	<u>6,722,714</u>
Represented by:			
<b>Liability for accrued benefits allocated to members' accounts</b>			
Joseph, Tom - Accumulation		5,562,279	4,480,769
Joseph, Sarah - Accumulation		2,796,113	2,241,945
<b>Total Liability for accrued benefits allocated to members' accounts</b>		<u>8,358,392</u>	<u>6,722,714</u>

## Joseph Family Superannuation Fund

# Operating Statement

For the year ended 30 June 2021

	Note	2021	2020
		\$	\$
<b>Income</b>			
<b>Investment Income</b>			
Dividends Received	8	186,849	113,808
Interest Received		36,983	91,526
Other Investment Income		75	0
Property Income	9	70,000	70,000
<b>Investment Gains</b>			
Changes in Market Values	10	1,276,747	(620,585)
<b>Contribution Income</b>			
Employer Contributions		50,000	50,000
<b>Total Income</b>		<u>1,620,654</u>	<u>(295,251)</u>
<b>Expenses</b>			
Administration Costs		1,589	1,589
ATO Supervisory Levy		259	259
Auditor's Remuneration		495	495
Bank Charges		2	3
Depreciation		65	71
		<u>2,410</u>	<u>2,417</u>
<b>Total Expenses</b>		<u>2,410</u>	<u>2,417</u>
<b>Benefits accrued as a result of operations before income tax</b>			
		<u>1,618,244</u>	<u>(297,669)</u>
Income Tax Expense	11	(17,432)	7,471
<b>Benefits accrued as a result of operations</b>		<u>1,635,676</u>	<u>(305,140)</u>

## Joseph Family Superannuation Fund

# Notes to the Financial Statements

For the year ended 30 June 2021

---

### Note 1: Summary of Significant Accounting Policies

The trustees have prepared the financial statements on the basis that the superannuation fund is a non-reporting entity because there are no users dependent on general purpose financial statements. The financial statements are therefore special purpose financial statements that have been prepared in order to meet the requirements of the Superannuation Industry (Supervision) Act 1993 and associated Regulations, the trust deed of the fund and the needs of members.

The financial statements have been prepared on a cash basis and are based on historical costs, except for investments which have been measured at market value.

The following significant accounting policies, which are consistent with the policies applied in the previous period unless otherwise stated, have been adopted in the preparation of the financial statements.

The financial statements were authorised for issue by the Trustee(s).

#### a. Measurement of Investments

The fund initially recognises:

- (i) an investment when it controls the future economic benefits expected to flow from the asset. For financial assets, the trade date is considered to be the date on which control of the future economic benefits attributable to the asset passes to the fund; and
- (ii) a financial liability on the date it becomes a party to the contractual provisions of the instrument.

Investments of the fund have been measured at market value, which refers to the amount that a willing buyer could reasonably be expected to pay to acquire the asset from a willing seller if the following assumptions were made:

- that the buyer and the seller deal with each other at arm's length in relation to the sale;
- that the sale occurred after proper marketing of the asset; and
- that the buyer and the seller acted knowledgeably and prudentially in relation to the sale.

Market value has been determined as follows:

- (i) shares and other securities listed on the Australian Securities Exchange by reference to the relevant market quotations at the end of the reporting period;
- (ii) units in managed funds by reference to the unit redemption price at the end of the reporting period;
- (iii) fixed-interest securities by reference to the redemption price at the end of the reporting period;
- (iv) unlisted investments are stated at trustees' assessment based on estimated market value at balance date or where necessary, an external valuer's opinion; and
- (v) investment properties at the trustees' assessment of the market value or where necessary a qualified independent valuer's opinion at the end of reporting period.

Financial liabilities, such as trade creditors and other payables, are measured at the gross value of the outstanding balance at the end of the reporting period. The trustees have determined that the gross values of the fund's financial liabilities is equivalent to their market values. Any remeasurement changes in the gross values of non-current financial liabilities (including liabilities for members' accrued benefits) are recognised in the operating statement in the periods in which they occur.

#### b. Cash and Cash Equivalents

Cash and cash equivalents include cash on hand and at call, deposits with banks and short-term, highly liquid investments that are readily convertible to cash and subject to an insignificant risk of change in value.

#### c. Revenue

Revenue is recognised at the fair value of the consideration received or receivable.

##### Interest revenue

Interest revenue is recognised in respect of fixed-interest securities, and cash and cash equivalent balances. Interest revenue is recognised upon receipt.

## Joseph Family Superannuation Fund

# Notes to the Financial Statements

For the year ended 30 June 2021

---

### Dividend revenue

Dividend revenue is recognised when the dividend has been paid or, in the case of dividend reinvestment schemes, when the dividend is credited to the benefit of the fund.

### Rental revenue

Rental revenue arising from operating leases on investment properties is recognised upon receipt.

### Distribution revenue

Distributions from unit trusts and managed funds are recognised as at the date the unit value is quoted ex-distribution and if not received at the end of the reporting period, are reflected in the statement of financial position as a receivable at market value.

### Remeasurement changes in market values

Remeasurement changes in the market values of assets are recognised as income and determined as the difference between the market value at year-end or consideration received (if sold during the year) and the market value as at the prior year-end or cost (if acquired during the period).

## d. Liability for Accrued Benefits

The liability for accrued benefits represents the fund's present obligation to pay benefits to members and beneficiaries, and has been calculated as the difference between the carrying amount of the assets and the carrying amount of the other payables and income tax liabilities as at the end of the reporting period.

## e. Goods and Services Tax (GST)

Revenues, expenses and assets are recognised net of the amount of GST, except where the amount of GST incurred is not recoverable from the Australian Taxation Office (ATO).

The net amount of GST recoverable from, or payable to, the ATO is included with other receivables or other payables in the statement of financial position.

## f. Critical Accounting Estimates and Judgements

The preparation of financial statements requires the trustees to make judgements, estimates and assumptions that affect the application of accounting policies and the reported amounts of assets and liabilities, income and expenses. Actual results may differ from these estimates.

Estimates and underlying assumptions are reviewed on an ongoing basis. Revisions to accounting estimates are recognised in the period in which the estimate is revised and in any future period affected.

### Note 2: Derivatives (Options, Hybrids, Future Contracts)

	2021 \$	2020 \$
Naos Emerging Opportunities Company Limited	0	30
	<hr/> 0	<hr/> 30

### Note 3: Loans to Associated Entities (In house loans)

	2021 \$	2020 \$
T.C Joseph Pty Ltd	270,000	270,000

## Joseph Family Superannuation Fund

# Notes to the Financial Statements

For the year ended 30 June 2021

	270,000	270,000
<b>Note 4: Real Estate Properties (Australian - Non Residential)</b>		
	<b>2021</b>	<b>2020</b>
	<b>\$</b>	<b>\$</b>
Office 3/465 Oxley Drive, Runaway Bay QLD	850,000	850,000
	850,000	850,000
<b>Note 5: Shares in Listed Companies (Australian)</b>		
	<b>2021</b>	<b>2020</b>
	<b>\$</b>	<b>\$</b>
Adairs Limited	0	11,500
AMP Limited	65,250	0
Australia And New Zealand Banking Group Limited	21,112	68,968
BHP Group Limited	0	154,026
Bank Of Queensland Limited	532,935	243,098
Cape Lambert Resources Limited	0	500
Costa Group Holdings Limited	0	10,875
Cyclone Metals Limited	3,150	0
Cleanaway Waste Management Limited	0	13,200
Centrex Metals Limited	28,720	7,500
Energy Resources of Australia Limited	0	7,130
Flight Centre Travel Group Limited	38,610	34,472
Fleetwood Corporation Limited	143,960	84,535
G8 Education Limited	0	92,655
Kogan.com Ltd	64,848	73,600
Macmahon Holdings Limited	0	63,750
Mincor Resources NL	0	66,300
Mount Gibson Iron Limited	321,300	276,330
National Australia Bank Limited	635,048	441,288
Naos Emerging Opportunities Company Limited	0	28,620
Paladin Energy Ltd	0	158
Perseus Mining Limited	186,880	176,850
Pharmaxis Limited	15,130	3,960
Retail Food Group Limited	11,390	17,500

Refer to compilation report

## Joseph Family Superannuation Fund

# Notes to the Financial Statements

For the year ended 30 June 2021

Silver Lake Resources Limited	172,640	227,910
Santos Limited	594,142	386,900
Suncorp Group Limited	0	49,565
Seven West Media Limited	27,900	25,480
Southern Cross Media Group Limited	0	14,438
Telstra Corporation Limited	197,400	120,505
TPG Telecom Limited.	181,540	0
TPG Telecom Limited	0	173,912
Vocus Communications Limited	0	103,250
WAM Capital Limited	98,550	58,240
Wam Strategic Value Limited	16,600	0
Westpac Banking Corporation	687,836	315,920
Webjet Limited	0	8,300
Woodside Petroleum Limited	439,758	266,295
WPP Aunz Ltd	0	50,400
	<hr/>	<hr/>
	4,484,699	3,677,930
	<hr/>	<hr/>

### Note 7: Guaranteed Benefits

No guarantees have been made in respect of any part of the liability for accrued benefits.

### Note 8: Dividends

	2021	2020
	\$	\$
AMP Limited	1,950	0
Adairs Limited	770	0
Adelaide Brighton Limited	736	0
Australia And New Zealand Banking Group Limited	2,220	7,360
BHP Group Limited	6,457	14,999
Bank Of Queensland Limited	15,275	1,085
Cleanaway Waste Management Limited	101	0
Costa Group Holdings Limited	150	180



## Joseph Family Superannuation Fund

# Notes to the Financial Statements

For the year ended 30 June 2021

Fleetwood Corporation Limited	12,035	0
G8 Education Limited	3,600	1,045
Kogan.com Ltd	206	2,573
Macmahon Holdings Limited	0	3,125
Mount Gibson Iron Limited	14,100	15,120
Naos Emerging Opportunities Company Limited	1,260	1,770
National Australia Bank Limited	13,656	28,062
Santos Limited	7,238	11,081
Southern Cross Electrical Engineering Ltd	240	0
Suncorp Group Limited	2,576	130
TPG Telecom Limited	10,049	765
TPG Telecom Limited.	1,590	0
Telstra Corporation Limited	8,640	5,680
Tuas Limited	6,621	0
WAM Capital Limited	7,479	2,015
WPP Aunz Ltd	39,000	2,185
Wam Microcap Limited	1,024	0
Westpac Banking Corporation	22,272	4,360
Woodside Petroleum Limited	7,603	12,273
	186,848	113,808

### Note 9: Rental Income

	2021 \$	2020 \$
Office 3/465 Oxley Drive, Runaway Bay QLD	70,000	70,000
	70,000	70,000

### Note 10: Changes in Market Values Unrealised Movements in Market Value

	2021 \$	2020 \$
<b>Derivatives (Options, Hybrids, Future Contracts)</b>		
Naos Emerging Opportunities Company Limited	(30)	30
	(30)	30
<b>Real Estate Properties (Australian - Non Residential)</b>		
Office 3/465 Oxley Drive, Runaway Bay QLD	65	71
	65	71

Refer to compilation report

## Joseph Family Superannuation Fund

# Notes to the Financial Statements

For the year ended 30 June 2021

### Shares in Listed Companies (Australian)

AMP Limited	(15,998)	0
Adairs Limited	(7,542)	7,542
Aumake International Limited	0	5,503
Australia And New Zealand Banking Group Limited	26,086	(45,429)
BHP Group Limited	(5,289)	(213,829)
Bank Of Queensland Limited	157,055	(39,882)
Baralaba Coal Company Limited	0	531
Cape Lambert Resources Limited	22,849	(1,750)
Centrex Metals Limited	13,439	(25,500)
Cleanaway Waste Management Limited	(2,832)	2,832
Costa Group Holdings Limited	1,009	(1,659)
Cyclone Metals Limited	(21,208)	0
Energy Resources of Australia Limited	119,069	(1,840)
Fleetwood Corporation Limited	70,200	(5,565)
Flight Centre Travel Group Limited	9,821	4,303
G8 Education Limited	66,029	(72,758)
Kogan.com Ltd	(39,772)	39,584
Macmahon Holdings Limited	(26,934)	28,184
Mincor Resources NL	(34,639)	32,842
Mount Gibson Iron Limited	113,601	(149,830)
Naos Emerging Opportunities Company Limited	9,625	(9,784)
National Australia Bank Limited	193,760	(158,124)
Paladin Energy Ltd	37,125	(39)
Perseus Mining Limited	24,715	96,996
Pharmaxis Limited	10,780	(11,340)
Retail Food Group Limited	6,233	(10,423)
Santos Limited	138,855	(117,844)
Seven West Media Limited	150,937	(60,132)
Silver Lake Resources Limited	(46,680)	93,625
Slater & Gordon Limited	0	13,364
Southern Cross Media Group Limited	14,454	(14,454)

Refer to compilation report

## Joseph Family Superannuation Fund

# Notes to the Financial Statements

For the year ended 30 June 2021

Suncorp Group Limited	342	(342)
TPG Telecom Limited	(35,605)	38,149
TPG Telecom Limited.	(5,158)	0
Telstra Corporation Limited	44,099	(25,766)
Vocus Communications Limited	(3,512)	(11,200)
WAM Capital Limited	7,943	(3,883)
WPP Aunz Ltd	56,319	(33,532)
Wam Strategic Value Limited	326	0
Webjet Limited	(1,741)	1,741
Western Plains Resources Limited	0	100,104
Westpac Banking Corporation	197,116	(74,440)
Woodside Petroleum Limited	19,155	(127,301)
	1,264,031	(751,347)
<b>Total Unrealised Movement</b>	1,264,066	(751,246)
<b>Realised Movements in Market Value</b>		
	<b>2021</b>	<b>2020</b>
	<b>\$</b>	<b>\$</b>
<b>Derivatives (Options, Hybrids, Future Contracts)</b>		
Naos Emerging Opportunities Company Limited	84	0
	84	0
<b>Shares in Listed Companies (Australian)</b>		
AMP Limited	(1,860)	1,342
Adairs Limited	12,569	5,844
Adelaide Brighton Limited	8,122	0
Altium Limited	790	0
Aumake International Limited	0	(5,512)
Australia And New Zealand Banking Group Limited	9,432	5,719
BHP Group Limited	42,270	168,606
Bank Of Queensland Limited	(148)	0
Cleanaway Waste Management Limited	4,560	0
Costa Group Holdings Limited	820	0
Energy Resources of Australia Limited	(116,324)	0

Refer to compilation report

## Joseph Family Superannuation Fund

# Notes to the Financial Statements

For the year ended 30 June 2021

Fleetwood Corporation Limited	(15,463)	0
Flight Centre Travel Group Limited	2,803	0
G8 Education Limited	(52,931)	0
Kogan.com Ltd	67,745	90,858
Macmahon Holdings Limited	25,853	17,790
Mincor Resources NL	66,414	2,043
Mount Gibson Iron Limited	30,246	0
Naos Emerging Opportunities Company Limited	(4,121)	3,209
National Australia Bank Limited	0	(12)
Paladin Energy Ltd	(37,109)	0
Perseus Mining Limited	(4,533)	0
Pharmaxis Limited	(13,763)	0
Pure Foods Tasmania Limited	0	(541)
Retail Food Group Limited	(6,703)	0
Seven West Media Limited	(43,762)	0
Silver Lake Resources Limited	(739)	0
Slater & Gordon Limited	0	(13,584)
Southern Cross Electrical Engineering Ltd	(538)	0
Southern Cross Media Group Limited	(13,916)	0
Suncorp Group Limited	11,262	0
TPG Telecom Limited.	508	0
Telstra Corporation Limited	(10,540)	0
Tuas Limited	(111)	0
Vocus Communications Limited	54,757	0
WAM Capital Limited	7,056	0
WPP Aunz Ltd	(14,103)	0
Wam Microcap Limited	1,634	0
Webjet Limited	5,382	0
Western Plains Resources Limited	0	(145,104)
Woodside Petroleum Limited	(2,963)	0
	<hr/>	<hr/>
	12,596	130,658
	<hr/>	<hr/>
<b>Total Realised Movement</b>	12,680	130,658

Refer to compilation report

## Joseph Family Superannuation Fund

# Notes to the Financial Statements

For the year ended 30 June 2021

---

<b>Changes in Market Values</b>	1,276,746	(620,588)
---------------------------------	-----------	-----------

---

### Note 11: Income Tax Expense

	<b>2021</b>	<b>2020</b>
	<b>\$</b>	<b>\$</b>
The components of tax expense comprise		
Current Tax	(17,432)	7,471
Income Tax Expense	(17,432)	7,471

---

The prima facie tax on benefits accrued before income tax is reconciled to the income tax as follows:

Prima facie tax payable on benefits accrued before income tax at 15%	242,737	(44,650)
--	---------	----------

Less:

Tax effect of:

Increase in MV of Investments	189,610	0
Realised Accounting Capital Gains	1,902	19,599
Tax Adjustment - Capital Works Expenditure (D1)	672	672

Add:

Tax effect of:

Decrease in MV of Investments	0	112,687
Franking Credits	11,997	7,111
Rounding	(1)	(1)

---

Income Tax on Taxable Income or Loss	62,549	54,876
--------------------------------------	--------	--------

---

Less credits:

Franking Credits	79,981	47,405
------------------	--------	--------

---

Current Tax or Refund	(17,432)	7,471
-----------------------	----------	-------

---

Joseph Family Superannuation Fund  
**Statement of Taxable Income**

For the year ended 30 June 2021

---

	<b>2021</b>
	<b>\$</b>
Benefits accrued as a result of operations	1,618,244.00
<b>Less</b>	
Increase in MV of investments	1,264,066.00
Realised Accounting Capital Gains	12,681.00
Tax Adjustment - Capital Works Expenditure (D1)	4,483.00
	<u>1,281,230.00</u>
<b>Add</b>	
Franking Credits	79,981.00
	<u>79,981.00</u>
SMSF Annual Return Rounding	(3.00)
	<u>(3.00)</u>
<b>Taxable Income or Loss</b>	<u>416,992.00</u>
Income Tax on Taxable Income or Loss	62,548.80
<b>Less</b>	
Franking Credits	79,980.92
	<u>79,980.92</u>
<b>CURRENT TAX OR REFUND</b>	<u>(17,432.12)</u>
Supervisory Levy	259.00
	<u>259.00</u>
<b>AMOUNT DUE OR REFUNDABLE</b>	<u>(17,173.12)</u>

---

## Joseph Family Superannuation Fund

# Trustees Declaration

---

The trustees have determined that the fund is not a reporting entity and that the special purpose financial statements should be prepared in accordance with the accounting policies described in Note 1 to the financial statements.

The trustees declare that:

- (i) the financial statements and notes to the financial statements for the year ended 30 June 2021 present fairly, in all material respects, the financial position of the superannuation fund at 30 June 2021 and the results of its operations for the year ended on that date in accordance with the accounting policies described in Note 1 to the financial statements;
- (ii) the financial statements and notes to the financial statements have been prepared in accordance with the requirements of the trust deed; and
- (iii) the operation of the superannuation fund has been carried out in accordance with its trust deed and in compliance with the requirements of the Superannuation Industry (Supervision) Act 1993 and associated Regulations during the year ended 30 June 2021.

Signed in accordance with a resolution of the trustees by:

.....  
Tom Joseph

Trustee

.....  
Sarah Joseph

Trustee

Dated this ..... day of .....

## Joseph Family Superannuation Fund

# Compilation Report

---

We have compiled the accompanying special purpose financial statements of the Joseph Family Superannuation Fund which comprise the statement of financial position as at 30/06/2021 the operating statement for the year then ended, a summary of significant accounting policies and other explanatory notes. The specific purpose for which the special purpose financial statements have been prepared is set out in Note 1 to the financial statements.

### **The Responsibility of the Trustee**

The Trustee of Joseph Family Superannuation Fund are solely responsible for the information contained in the special purpose financial statements, the reliability, accuracy and completeness of the information and for the determination that the financial reporting framework used is appropriate to meet their needs and for the purpose that the financial statements were prepared.

### **Our Responsibility**

On the basis of information provided by the Trustee, we have compiled the accompanying special purpose financial statements in accordance with the financial reporting framework as described in Note 1 to the financial statements and APES 315: Compilation of Financial Information.

We have applied our expertise in accounting and financial reporting to compile these financial statements in accordance with the financial reporting framework described in Note 1 to the financial statements. We have complied with the relevant ethical requirements of APES 110: Code of Ethics for Professional Accountants.

### **Assurance Disclaimer**

Since a compilation engagement is not an assurance engagement, we are not required to verify the reliability, accuracy or completeness of the information provided to us by management to compile these financial statements. Accordingly, we do not express an audit opinion or a review conclusion on these financial statements.

The special purpose financial statements were compiled exclusively for the benefit of the directors of the trustee company who are responsible for the reliability, accuracy and completeness of the information used to compile them. We do not accept responsibility for the contents of the special purpose financial statements.

Joseph Hoang

of

ProPlus Super Pty Ltd  
PO Box 1839  
BROADBEACH QLD 4218

Signed:

Dated:



# Joseph Family Superannuation Fund

## Investment Summary Report

As at 30 June 2021

Investment	Units	Market Price	Market Value	Average Cost	Accounting Cost	Unrealised Gain/(Loss)	Gain/(Loss)%	Portfolio Weight%
<b>Cash/Bank Accounts</b>								
Cash at Bank - ANZ Business Premium Saver		2,678,707.680000	2,678,707.68	2,678,707.68	2,678,707.68			32.11 %
Cash at Bank - CMC Cash (ANZ)		59,643.080000	59,643.08	59,643.08	59,643.08			0.71 %
			<b>2,738,350.76</b>		<b>2,738,350.76</b>		<b>0.00 %</b>	<b>32.82 %</b>
<b>Loans to Associated Entities (In house loans)</b>								
T.C Joseph Pty Ltd		270,000.000000	270,000.00	270,000.00	270,000.00			3.24 %
			<b>270,000.00</b>		<b>270,000.00</b>		<b>0.00 %</b>	<b>3.24 %</b>
<b>Real Estate Properties (Australian - Non Residential)</b>								
JOSE000101 Office 3/465 Oxley Drive, Runaway Bay QLD	1.00	850,000.000000	850,000.00	170,398.00	170,398.00	679,602.00	398.83 %	10.19 %
			<b>850,000.00</b>		<b>170,398.00</b>	<b>679,602.00</b>	<b>398.83 %</b>	<b>10.19 %</b>
<b>Shares in Listed Companies (Australian)</b>								
AMP.AX AMP Limited	58,000.00	1.125000	65,250.00	1.40	81,248.10	(15,998.10)	(19.69) %	0.78 %
ANZ.AX Australia And New Zealand Banking Group Limited	750.00	28.150000	21,112.50	26.90	20,176.03	936.47	4.64 %	0.25 %
BOQ.AX Bank Of Queensland Limited	58,500.00	9.110000	532,935.00	7.11	415,761.86	117,173.14	28.18 %	6.39 %
CXM.AX Centrex Metals Limited	598,327.00	0.048000	28,719.70	0.07	42,290.99	(13,571.29)	(32.09) %	0.34 %
CLE.AX Cyclone Metals Limited	350,000.00	0.009000	3,150.00	0.07	24,358.49	(21,208.49)	(87.07) %	0.04 %
FWD.AX Fleetwood Corporation Limited	61,000.00	2.360000	143,960.00	2.02	123,238.46	20,721.54	16.81 %	1.73 %
FLT.AX Flight Centre Travel Group Limited	2,600.00	14.850000	38,610.00	9.42	24,486.42	14,123.58	57.68 %	0.46 %
KGN.AX Kogan.com Ltd	5,600.00	11.580000	64,848.00	11.12	62,276.18	2,571.82	4.13 %	0.78 %
MGX.AX Mount Gibson Iron Limited	340,000.00	0.945000	321,300.00	0.55	188,001.88	133,298.12	70.90 %	3.85 %
NAB.AX National Australia Bank Limited	24,220.00	26.220000	635,048.40	25.52	618,125.64	16,922.76	2.74 %	7.61 %
PRU.AX Perseus Mining Limited	128,000.00	1.460000	186,880.00	0.66	84,643.57	102,236.43	120.78 %	2.24 %
PXS.AX Pharmaxis Limited	170,000.00	0.089000	15,130.00	0.15	26,339.88	(11,209.88)	(42.56) %	0.18 %
RFG.AX Retail Food Group Limited	170,000.00	0.067000	11,390.00	0.09	15,579.22	(4,189.22)	(26.89) %	0.14 %
STO.AX Santos Limited	83,800.00	7.090000	594,142.00	4.97	416,585.87	177,556.13	42.62 %	7.12 %

**Joseph Family Superannuation Fund**  
**Investment Summary Report**

As at 30 June 2021

<b>Investment</b>	<b>Units</b>	<b>Market Price</b>	<b>Market Value</b>	<b>Average Cost</b>	<b>Accounting Cost</b>	<b>Unrealised Gain/(Loss)</b>	<b>Gain/(Loss)%</b>	<b>Portfolio Weight%</b>	
SWM.AX	Seven West Media Limited	60,000.00	0.465000	27,900.00	0.07	4,209.22	23,690.78	562.83 %	0.33 %
SLR.AX	Silver Lake Resources Limited	104,000.00	1.660000	172,640.00	1.09	112,840.07	59,799.93	53.00 %	2.07 %
TLS.AX	Telstra Corporation Limited	52,500.00	3.760000	197,400.00	3.00	157,479.09	39,920.91	25.35 %	2.37 %
TPG.AX	TPG Telecom Limited.	29,000.00	6.260000	181,540.00	6.44	186,697.85	(5,157.85)	(2.76) %	2.18 %
WAM.AX	WAM Capital Limited	45,000.00	2.190000	98,550.00	2.10	94,490.42	4,059.58	4.30 %	1.18 %
WAR.AX	Wam Strategic Value Limited	13,020.00	1.275000	16,600.50	1.25	16,275.00	325.50	2.00 %	0.20 %
WBC.AX	Westpac Banking Corporation	26,650.00	25.810000	687,836.50	21.40	570,290.20	117,546.30	20.61 %	8.24 %
WPL.AX	Woodside Petroleum Limited	19,800.00	22.210000	439,758.00	25.77	510,326.99	(70,568.99)	(13.83) %	5.27 %
			<b>4,484,700.60</b>		<b>3,795,721.43</b>	<b>688,979.17</b>	<b>18.15 %</b>	<b>53.75 %</b>	
			<b>8,343,051.36</b>		<b>6,974,470.19</b>	<b>1,368,581.17</b>	<b>19.62 %</b>	<b>100.00 %</b>	

# Joseph Family Superannuation Fund

## Investment Income Report

As at 30 June 2021

Investment	Total Income	Franked	Unfranked	Interest/ Other	Franking Credits	Foreign Income	Foreign Credits * 1	Assessable Income (Excl. Capital Gains) * 2	TFN Credits	Other Deductions	Distributed Capital Gains	Non-Assessable Payments
<b>Bank Accounts</b>												
Cash at Bank - ANZ Business Premium Saver	7,204.19			7,204.19	0.00	0.00	0.00	7,204.19			0.00	0.00
Cash at Bank - Bank of West Australia	78.51			78.51	0.00	0.00	0.00	78.51			0.00	0.00
	<b>7,282.70</b>			<b>7,282.70</b>	<b>0.00</b>	<b>0.00</b>	<b>0.00</b>	<b>7,282.70</b>			<b>0.00</b>	<b>0.00</b>
<b>Loans to Associated Entities (In house loans)</b>												
T.C Joseph Pty Ltd	29,700.00			29,700.00	0.00	0.00	0.00	29,700.00			0.00	0.00
	<b>29,700.00</b>			<b>29,700.00</b>	<b>0.00</b>	<b>0.00</b>	<b>0.00</b>	<b>29,700.00</b>			<b>0.00</b>	<b>0.00</b>
<b>Other Investment Income</b>												
Other Income - Rebates	74.52							74.52				
	<b>74.52</b>							<b>74.52</b>				
<b>Real Estate Properties (Australian - Non Residential)</b>												
JOSE000101 Office 3/465 Oxley Drive, Runaway Bay QLD	70,000.00							70,000.00				
	<b>70,000.00</b>							<b>70,000.00</b>				
<b>Shares in Listed Companies (Australian)</b>												
ADH.AX Adairs Limited	770.00	770.00	0.00		330.00			1,100.00		0.00		
ABC.AX Adelaide Brighton Limited	736.25	736.25	0.00		315.54			1,051.79		0.00		
AMP.AX AMP Limited	1,950.00	1,950.00	0.00		835.71			2,785.71		0.00		
ANZ.AX Australia And New Zealand Banking Group Limited	2,220.00	2,220.00	0.00		951.43			3,171.43		0.00		
BOQ.AX Bank Of Queensland Limited	15,275.00	15,275.00	0.00		6,546.43			21,821.43		0.00		
BHP.AX BHP Group Limited	6,457.42	6,457.42	0.00		2,767.46			9,224.88		0.00		
CWY.AX Cleanaway Waste Management Limited	101.00	101.00	0.00		43.29			144.29		0.00		
CGC.AX Costa Group Holdings Limited	150.00	150.00	0.00		64.29			214.29		0.00		
FWD.AX Fleetwood Corporation Limited	12,035.00	12,035.00	0.00		5,157.86			17,192.86		0.00		
GEM.AX G8 Education Limited	3,600.00	3,600.00	0.00		1,542.86			5,142.86		0.00		
KGN.AX Kogan.com Ltd	206.31	206.31	0.00		88.42			294.73		0.00		
MGX.AX Mount Gibson Iron Limited	14,100.00	14,100.00	0.00		6,042.86			20,142.86		0.00		

# Joseph Family Superannuation Fund

## Investment Income Report

As at 30 June 2021

Investment	Total Income	Franked	Unfranked	Interest/ Other	Franking Credits	Foreign Income	Foreign Credits * 1	Assessable Income	TFN Credits	Other Deductions	Distributed Capital Gains	Non-Assessable Payments
								(Excl. Capital Gains) * 2				
NCC.AX Naos Emerging Opportunities Company Limited	1,260.00	1,260.00	0.00		442.70			1,702.70		0.00		
NAB.AX National Australia Bank Limited	13,656.00	13,656.00	0.00		5,852.57			19,508.57		0.00		
STO.AX Santos Limited	7,238.48	7,238.48	0.00		3,102.21			10,340.69		0.00		
SXE.AX Southern Cross Electrical Engineering Ltd	240.00	240.00	0.00		102.86			342.86		0.00		
SUN.AX Suncorp Group Limited	2,576.00	2,576.00	0.00		1,104.00			3,680.00		0.00		
TLS.AX Telstra Corporation Limited	8,640.00	8,640.00	0.00		3,702.86			12,342.86		0.00		
TPM.AX TPG Telecom Limited	10,049.10	10,049.10	0.00		4,306.76			14,355.86		0.00		
TPG.AX TPG Telecom Limited.	1,590.00	1,590.00	0.00		681.43			2,271.43		0.00		
TUA.AX Tuas Limited	6,620.87	6,620.87			2,837.52			9,458.39		0.00		
WAM.AX WAM Capital Limited	7,478.75	7,478.75	0.00		3,205.18			10,683.93		0.00		
WMI.AX Wam Microcap Limited	1,024.00	1,024.00	0.00		438.85			1,462.85		0.00		
WBC.AX Westpac Banking Corporation	22,271.50	22,271.50	0.00		9,544.93			31,816.43		0.00		
WPL.AX Woodside Petroleum Limited	7,603.46	7,603.46	0.00		3,258.62			10,862.08		0.00		
WPP.AX WPP Aunz Ltd	39,000.00	39,000.00	0.00		16,714.28			55,714.28		0.00		
	<b>186,849.14</b>	<b>186,849.14</b>	<b>0.00</b>		<b>79,980.92</b>			<b>266,830.06</b>		<b>0.00</b>		
	<b>293,906.36</b>	<b>186,849.14</b>	<b>0.00</b>	<b>36,982.70</b>	<b>79,980.92</b>	<b>0.00</b>	<b>0.00</b>	<b>373,887.28</b>		<b>0.00</b>	<b>0.00</b>	<b>0.00</b>

Assessable Income (Excl. Capital Gains) **373,887.28**

Net Capital Gain **0.00**

**Total Assessable Income 373,887.28**

\* 1 Includes foreign credits from foreign capital gains.

\* 2 Assessable Income in the SMSF Annual Return will be different as capital gains and losses from disposals of assets have not been included.

For a breakdown of Distributed Capital Gains and Non-Assessable Payments refer to Distributions Reconciliation Report.

# Joseph Family Superannuation Fund

## Realised Capital Gains Report

For The Period 01 July 2020 - 30 June 2021

Investment		Accounting Treatment				Tax Treatment						
Purchase Contract Date	Disposal Contract Date	Units	Cost	Proceeds	Accounting Profit/(Loss)	Adjusted Cost Base	Reduced Cost Base	Indexed Cost Base	Indexed Gains	Discounted Gains (Gross)	Other Gains	Capital Loss
<b>Derivatives (Options, Hybrids, Future Contracts)</b>												
NCCOB.AX - Naos Emerging Opportunities Company Limited												
12/06/2019	16/10/2020	1,500.00	0.00	41.89	41.89	0.00	0.00	0.00	0.00	41.89	0.00	0.00
12/06/2019	16/10/2020	1,500.00	0.00	41.89	41.89	0.00	0.00	0.00	0.00	41.89	0.00	0.00
		<b>3,000.00</b>	<b>0.00</b>	<b>83.78</b>	<b>83.78</b>	<b>0.00</b>	<b>0.00</b>	<b>0.00</b>	<b>0.00</b>	<b>83.78</b>	<b>0.00</b>	<b>0.00</b>
		<b>3,000.00</b>	<b>0.00</b>	<b>83.78</b>	<b>83.78</b>	<b>0.00</b>	<b>0.00</b>	<b>0.00</b>	<b>0.00</b>	<b>83.78</b>	<b>0.00</b>	<b>0.00</b>
<b>Shares in Listed Companies (Australian)</b>												
ABC.AX - Adelaide Brighton Limited												
03/07/2020	21/09/2020	2,000.00	4,709.22	5,575.84	866.62	4,709.22	4,709.22	0.00	0.00	0.00	866.62	0.00
03/07/2020	21/09/2020	3,000.00	7,119.22	8,363.76	1,244.54	7,119.22	7,119.22	0.00	0.00	0.00	1,244.54	0.00
09/07/2020	21/09/2020	2,000.00	4,246.15	5,575.84	1,329.70	4,246.15	4,246.15	0.00	0.00	0.00	1,329.70	0.00
09/07/2020	21/09/2020	1,000.00	2,123.07	2,797.91	674.84	2,123.07	2,123.07	0.00	0.00	0.00	674.84	0.00
24/07/2020	21/09/2020	2,500.00	5,759.22	6,994.78	1,235.56	5,759.22	5,759.22	0.00	0.00	0.00	1,235.56	0.00
29/07/2020	21/09/2020	2,500.00	5,684.22	6,994.78	1,310.56	5,684.22	5,684.22	0.00	0.00	0.00	1,310.56	0.00
31/07/2020	21/09/2020	2,500.00	5,534.22	6,994.78	1,460.56	5,534.22	5,534.22	0.00	0.00	0.00	1,460.56	0.00
		<b>15,500.00</b>	<b>35,175.32</b>	<b>43,297.69</b>	<b>8,122.38</b>	<b>35,175.32</b>	<b>35,175.32</b>	<b>0.00</b>	<b>0.00</b>	<b>0.00</b>	<b>8,122.38</b>	<b>0.00</b>
ADH.AX - Adairs Limited												
19/03/2020	09/09/2020	5,000.00	3,958.16	15,585.47	11,627.31	3,958.16	3,958.16	0.00	0.00	0.00	11,627.31	0.00
13/08/2020	29/09/2020	2,000.00	5,829.22	6,770.78	941.56	5,829.22	5,829.22	0.00	0.00	0.00	941.56	0.00
		<b>7,000.00</b>	<b>9,787.38</b>	<b>22,356.25</b>	<b>12,568.87</b>	<b>9,787.38</b>	<b>9,787.38</b>	<b>0.00</b>	<b>0.00</b>	<b>0.00</b>	<b>12,568.87</b>	<b>0.00</b>
ALU.AX - Altium Limited												
29/07/2020	17/08/2020	200.00	6,511.22	6,885.19	373.97	6,511.22	6,511.22	0.00	0.00	0.00	373.97	0.00

# Joseph Family Superannuation Fund

## Realised Capital Gains Report

For The Period 01 July 2020 - 30 June 2021

Investment		Accounting Treatment				Tax Treatment						
Purchase Contract Date	Disposal Contract Date	Units	Cost	Proceeds	Accounting Profit/(Loss)	Adjusted Cost Base	Reduced Cost Base	Indexed Cost Base	Indexed Gains	Discounted Gains (Gross)	Other Gains	Capital Loss
<b>Shares in Listed Companies (Australian)</b>												
17/08/2020	17/08/2020	200.00	6,469.22	6,885.19	415.97	6,469.22	6,469.22	0.00	0.00	0.00	415.97	0.00
		<b>400.00</b>	<b>12,980.44</b>	<b>13,770.38</b>	<b>789.94</b>	<b>12,980.44</b>	<b>12,980.44</b>	<b>0.00</b>	<b>0.00</b>	<b>0.00</b>	<b>789.94</b>	<b>0.00</b>
AMP.AX - AMP Limited												
17/08/2020	11/02/2021	4,000.00	6,009.22	5,575.66	(433.56)	6,009.22	6,009.22	0.00	0.00	0.00	0.00	(433.56)
17/08/2020	11/02/2021	3,500.00	5,434.22	4,878.70	(555.52)	5,434.22	5,434.22	0.00	0.00	0.00	0.00	(555.52)
17/08/2020	11/02/2021	1,000.00	1,542.31	1,393.92	(148.39)	1,542.31	1,542.31	0.00	0.00	0.00	0.00	(148.39)
17/08/2020	11/02/2021	3,000.00	4,626.92	4,212.05	(414.86)	4,626.92	4,626.92	0.00	0.00	0.00	0.00	(414.86)
19/08/2020	11/02/2021	4,000.00	5,809.22	5,616.07	(193.15)	5,809.22	5,809.22	0.00	0.00	0.00	0.00	(193.15)
24/08/2020	11/02/2021	3,000.00	4,326.92	4,212.05	(114.86)	4,326.92	4,326.92	0.00	0.00	0.00	0.00	(114.86)
		<b>18,500.00</b>	<b>27,748.81</b>	<b>25,888.45</b>	<b>(1,860.34)</b>	<b>27,748.81</b>	<b>27,748.81</b>	<b>0.00</b>	<b>0.00</b>	<b>0.00</b>	<b>0.00</b>	<b>(1,860.34)</b>
ANZ.AX - Australia And New Zealand Banking Group Limited												
02/05/2016	09/03/2021	50.00	1,177.05	1,460.66	283.61	1,177.05	1,177.05	0.00	0.00	283.61	0.00	0.00
24/06/2016	09/03/2021	200.00	4,694.20	5,842.62	1,148.42	4,694.20	4,694.20	0.00	0.00	1,148.42	0.00	0.00
24/06/2016	10/05/2021	50.00	1,173.55	1,355.70	182.15	1,173.55	1,173.55	0.00	0.00	182.15	0.00	0.00
24/06/2016	10/05/2021	150.00	3,470.13	4,067.09	596.96	3,470.13	3,470.13	0.00	0.00	596.96	0.00	0.00
24/06/2016	10/05/2021	150.00	3,470.13	4,102.97	632.84	3,470.13	3,470.13	0.00	0.00	632.84	0.00	0.00
08/07/2016	10/05/2021	100.00	2,304.67	2,735.31	430.65	2,304.67	2,304.67	0.00	0.00	430.65	0.00	0.00
08/07/2016	12/05/2021	200.00	4,609.33	5,372.62	763.29	4,609.33	4,609.33	0.00	0.00	763.29	0.00	0.00
08/07/2016	12/05/2021	50.00	1,146.83	1,343.16	196.32	1,146.83	1,146.83	0.00	0.00	196.32	0.00	0.00
08/07/2016	13/05/2021	250.00	5,734.17	6,783.28	1,049.11	5,734.17	5,734.17	0.00	0.00	1,049.11	0.00	0.00
15/09/2016	24/05/2021	200.00	5,179.90	5,622.62	442.72	5,179.90	5,179.90	0.00	0.00	442.72	0.00	0.00
08/09/2017	24/05/2021	50.00	1,444.81	1,405.66	(39.15)	1,444.81	1,444.81	0.00	0.00	0.00	0.00	(39.15)

# Joseph Family Superannuation Fund

## Realised Capital Gains Report

For The Period 01 July 2020 - 30 June 2021

Investment		Accounting Treatment				Tax Treatment						
Purchase Contract Date	Disposal Contract Date	Units	Cost	Proceeds	Accounting Profit/(Loss)	Adjusted Cost Base	Reduced Cost Base	Indexed Cost Base	Indexed Gains	Discounted Gains (Gross)	Other Gains	Capital Loss
<b>Shares in Listed Companies (Australian)</b>												
08/09/2017	26/05/2021	150.00	4,334.42	4,278.47	(55.95)	4,334.42	4,334.42	0.00	0.00	0.00	0.00	(55.95)
12/10/2018	26/05/2021	100.00	2,570.13	2,852.31	282.19	2,570.13	2,570.13	0.00	0.00	282.19	0.00	0.00
12/10/2018	28/05/2021	100.00	2,570.13	2,871.31	301.19	2,570.13	2,570.13	0.00	0.00	301.19	0.00	0.00
15/10/2018	28/05/2021	150.00	3,795.19	4,306.97	511.78	3,795.19	3,795.19	0.00	0.00	511.78	0.00	0.00
15/10/2018	03/06/2021	50.00	1,265.06	1,435.66	170.59	1,265.06	1,265.06	0.00	0.00	170.59	0.00	0.00
15/10/2018	03/06/2021	200.00	5,120.25	5,742.62	622.37	5,120.25	5,120.25	0.00	0.00	622.37	0.00	0.00
15/07/2019	04/06/2021	200.00	5,391.22	5,778.62	387.40	5,391.22	5,391.22	0.00	0.00	387.40	0.00	0.00
08/08/2019	04/06/2021	50.00	1,329.81	1,444.66	114.85	1,329.81	1,329.81	0.00	0.00	114.85	0.00	0.00
08/08/2019	04/06/2021	150.00	3,989.42	4,357.97	368.55	3,989.42	3,989.42	0.00	0.00	368.55	0.00	0.00
15/08/2019	04/06/2021	100.00	2,643.27	2,905.31	262.04	2,643.27	2,643.27	0.00	0.00	262.04	0.00	0.00
15/08/2019	17/06/2021	75.00	1,982.45	2,192.48	210.03	1,982.45	1,982.45	0.00	0.00	210.03	0.00	0.00
26/08/2019	17/06/2021	175.00	4,545.82	5,115.80	569.98	4,545.82	4,545.82	0.00	0.00	569.98	0.00	0.00
		<b>2,950.00</b>	<b>73,941.94</b>	<b>83,373.87</b>	<b>9,431.94</b>	<b>73,941.94</b>	<b>73,941.94</b>	<b>0.00</b>	<b>0.00</b>	<b>9,527.04</b>	<b>0.00</b>	<b>(95.10)</b>
<b>BHP.AX - BHP Group Limited</b>												
17/10/2019	03/09/2020	200.00	6,981.22	7,550.96	569.74	6,981.22	6,981.22	0.00	0.00	0.00	569.74	0.00
03/12/2019	03/09/2020	150.00	5,665.72	5,663.22	(2.50)	5,665.72	5,665.72	0.00	0.00	0.00	0.00	(2.50)
04/12/2019	03/09/2020	150.00	5,545.72	5,663.22	117.50	5,545.72	5,545.72	0.00	0.00	0.00	117.50	0.00
13/01/2020	03/09/2020	150.00	5,926.72	5,663.22	(263.50)	5,926.72	5,926.72	0.00	0.00	0.00	0.00	(263.50)
28/01/2020	03/09/2020	200.00	7,775.22	7,550.96	(224.26)	7,775.22	7,775.22	0.00	0.00	0.00	0.00	(224.26)
03/02/2020	03/09/2020	150.00	5,740.72	5,663.22	(77.50)	5,740.72	5,740.72	0.00	0.00	0.00	0.00	(77.50)
04/02/2020	03/09/2020	200.00	7,605.22	7,552.96	(52.26)	7,605.22	7,605.22	0.00	0.00	0.00	0.00	(52.26)
07/02/2020	03/09/2020	150.00	5,860.72	5,664.72	(196.00)	5,860.72	5,860.72	0.00	0.00	0.00	0.00	(196.00)

**Joseph Family Superannuation Fund**  
**Realised Capital Gains Report**

For The Period 01 July 2020 - 30 June 2021

Investment		Accounting Treatment				Tax Treatment						
Purchase Contract Date	Disposal Contract Date	Units	Cost	Proceeds	Accounting Profit/(Loss)	Adjusted Cost Base	Reduced Cost Base	Indexed Cost Base	Indexed Gains	Discounted Gains (Gross)	Other Gains	Capital Loss
<b>Shares in Listed Companies (Australian)</b>												
10/02/2020	03/09/2020	150.00	5,740.72	5,664.72	(76.00)	5,740.72	5,740.72	0.00	0.00	0.00	0.00	(76.00)
24/02/2020	03/09/2020	150.00	5,670.22	5,664.72	(5.50)	5,670.22	5,670.22	0.00	0.00	0.00	0.00	(5.50)
25/02/2020	03/09/2020	150.00	5,452.72	5,664.72	212.00	5,452.72	5,452.72	0.00	0.00	0.00	212.00	0.00
26/02/2020	03/09/2020	150.00	5,640.22	5,664.72	24.50	5,640.22	5,640.22	0.00	0.00	0.00	24.50	0.00
26/02/2020	03/09/2020	50.00	1,783.57	1,888.24	104.67	1,783.57	1,783.57	0.00	0.00	0.00	104.67	0.00
26/02/2020	16/09/2020	100.00	3,567.15	3,811.93	244.78	3,567.15	3,567.15	0.00	0.00	0.00	244.78	0.00
27/02/2020	16/09/2020	200.00	7,031.22	7,623.85	592.63	7,031.22	7,031.22	0.00	0.00	0.00	592.63	0.00
28/02/2020	04/03/2021	150.00	5,045.84	7,439.30	2,393.46	5,045.84	5,045.84	0.00	0.00	2,393.46	0.00	0.00
28/02/2020	04/03/2021	200.00	6,727.22	9,919.06	3,191.84	6,727.22	6,727.22	0.00	0.00	3,191.84	0.00	0.00
02/03/2020	04/03/2021	100.00	3,205.61	4,959.53	1,753.92	3,205.61	3,205.61	0.00	0.00	1,753.92	0.00	0.00
02/03/2020	08/03/2021	100.00	3,205.61	4,961.31	1,755.70	3,205.61	3,205.61	0.00	0.00	1,755.70	0.00	0.00
02/03/2020	08/03/2021	150.00	4,889.42	7,441.97	2,552.55	4,889.42	4,889.42	0.00	0.00	2,552.55	0.00	0.00
02/03/2020	21/04/2021	50.00	1,629.81	2,331.43	701.62	1,629.81	1,629.81	0.00	0.00	701.62	0.00	0.00
04/03/2020	21/04/2021	100.00	3,299.61	4,662.85	1,363.24	3,299.61	3,299.61	0.00	0.00	1,363.24	0.00	0.00
04/03/2020	26/04/2021	100.00	3,299.61	4,794.39	1,494.78	3,299.61	3,299.61	0.00	0.00	1,494.78	0.00	0.00
30/03/2020	26/04/2021	100.00	2,844.15	4,794.39	1,950.24	2,844.15	2,844.15	0.00	0.00	1,950.24	0.00	0.00
30/03/2020	27/04/2021	50.00	1,422.07	2,404.43	982.35	1,422.07	1,422.07	0.00	0.00	982.35	0.00	0.00
31/03/2020	27/04/2021	100.00	2,857.15	4,808.85	1,951.71	2,857.15	2,857.15	0.00	0.00	1,951.71	0.00	0.00
31/03/2020	29/04/2021	50.00	1,428.57	2,439.43	1,010.85	1,428.57	1,428.57	0.00	0.00	1,010.85	0.00	0.00
22/04/2020	29/04/2021	100.00	2,915.61	4,878.85	1,963.24	2,915.61	2,915.61	0.00	0.00	1,963.24	0.00	0.00
22/04/2020	06/05/2021	100.00	2,915.61	4,992.85	2,077.24	2,915.61	2,915.61	0.00	0.00	2,077.24	0.00	0.00
01/05/2020	06/05/2021	50.00	1,494.31	2,496.43	1,002.12	1,494.31	1,494.31	0.00	0.00	1,002.12	0.00	0.00
01/05/2020	10/05/2021	150.00	4,482.92	7,639.28	3,156.37	4,482.92	4,482.92	0.00	0.00	3,156.37	0.00	0.00



# Joseph Family Superannuation Fund

## Realised Capital Gains Report

For The Period 01 July 2020 - 30 June 2021

Investment		Accounting Treatment				Tax Treatment						
Purchase Contract Date	Disposal Contract Date	Units	Cost	Proceeds	Accounting Profit/(Loss)	Adjusted Cost Base	Reduced Cost Base	Indexed Cost Base	Indexed Gains	Discounted Gains (Gross)	Other Gains	Capital Loss
<b>Shares in Listed Companies (Australian)</b>												
04/05/2020	27/05/2021	200.00	5,871.22	9,388.78	3,517.56	5,871.22	5,871.22	0.00	0.00	3,517.56	0.00	0.00
22/06/2020	28/05/2021	150.00	5,215.72	7,236.59	2,020.87	5,215.72	5,215.72	0.00	0.00	0.00	2,020.87	0.00
20/10/2020	28/05/2021	50.00	1,803.57	2,412.20	608.62	1,803.57	1,803.57	0.00	0.00	0.00	608.62	0.00
20/10/2020	02/06/2021	100.00	3,607.15	4,934.39	1,327.24	3,607.15	3,607.15	0.00	0.00	0.00	1,327.24	0.00
04/11/2020	02/06/2021	100.00	3,437.15	4,934.39	1,497.24	3,437.15	3,437.15	0.00	0.00	0.00	1,497.24	0.00
04/11/2020	09/06/2021	50.00	1,718.57	2,462.20	743.62	1,718.57	1,718.57	0.00	0.00	0.00	743.62	0.00
05/11/2020	09/06/2021	150.00	5,101.72	7,386.59	2,284.87	5,101.72	5,101.72	0.00	0.00	0.00	2,284.87	0.00
		<b>4,750.00</b>	<b>164,405.30</b>	<b>206,674.87</b>	<b>42,269.55</b>	<b>164,405.30</b>	<b>164,405.30</b>	<b>0.00</b>	<b>0.00</b>	<b>32,818.79</b>	<b>10,348.28</b>	<b>(897.52)</b>
<b>BOQ.AX - Bank Of Queensland Limited</b>												
22/10/2019	17/03/2021	500.00	4,594.22	4,409.77	(184.45)	4,594.22	4,594.22	0.00	0.00	0.00	0.00	(184.45)
23/10/2019	17/03/2021	382.00	3,502.34	3,369.07	(133.28)	3,502.34	3,502.34	0.00	0.00	0.00	0.00	(133.28)
23/10/2019	05/05/2021	118.00	1,081.88	1,055.36	(26.51)	1,081.88	1,081.88	0.00	0.00	0.00	0.00	(26.51)
23/10/2019	05/05/2021	500.00	4,559.22	4,471.87	(87.35)	4,559.22	4,559.22	0.00	0.00	0.00	0.00	(87.35)
31/10/2019	05/05/2021	500.00	4,494.22	4,471.87	(22.35)	4,494.22	4,494.22	0.00	0.00	0.00	0.00	(22.35)
31/10/2019	05/05/2021	500.00	4,544.22	4,471.87	(72.35)	4,544.22	4,544.22	0.00	0.00	0.00	0.00	(72.35)
31/10/2019	05/05/2021	500.00	4,499.22	4,471.87	(27.35)	4,499.22	4,499.22	0.00	0.00	0.00	0.00	(27.35)
01/11/2019	05/05/2021	382.00	3,433.58	3,416.51	(17.07)	3,433.58	3,433.58	0.00	0.00	0.00	0.00	(17.07)
01/11/2019	28/05/2021	118.00	1,060.64	1,059.46	(1.18)	1,060.64	1,060.64	0.00	0.00	0.00	0.00	(1.18)
06/11/2019	28/05/2021	500.00	4,439.22	4,489.24	50.02	4,439.22	4,439.22	0.00	0.00	50.02	0.00	0.00
08/11/2019	28/05/2021	182.00	1,577.66	1,634.08	56.43	1,577.66	1,577.66	0.00	0.00	56.43	0.00	0.00
08/11/2019	17/06/2021	318.00	2,756.56	2,886.43	129.87	2,756.56	2,756.56	0.00	0.00	129.87	0.00	0.00
14/11/2019	17/06/2021	382.00	3,279.61	3,467.35	187.74	3,279.61	3,279.61	0.00	0.00	187.74	0.00	0.00

# Joseph Family Superannuation Fund

## Realised Capital Gains Report

For The Period 01 July 2020 - 30 June 2021

Investment		Accounting Treatment				Tax Treatment						
Purchase Contract Date	Disposal Contract Date	Units	Cost	Proceeds	Accounting Profit/(Loss)	Adjusted Cost Base	Reduced Cost Base	Indexed Cost Base	Indexed Gains	Discounted Gains (Gross)	Other Gains	Capital Loss
<b>Shares in Listed Companies (Australian)</b>												
		<b>4,882.00</b>	<b>43,822.59</b>	<b>43,674.75</b>	<b>(147.83)</b>	<b>43,822.59</b>	<b>43,822.59</b>	<b>0.00</b>	<b>0.00</b>	<b>424.06</b>	<b>0.00</b>	<b>(571.89)</b>
CGC.AX - Costa Group Holdings Limited												
31/05/2019	16/09/2020	1,500.00	5,410.25	5,081.94	(328.31)	5,410.25	5,410.25	0.00	0.00	0.00	0.00	(328.31)
23/08/2019	16/09/2020	1,500.00	4,824.22	5,081.94	257.72	4,824.22	4,824.22	0.00	0.00	257.72	0.00	0.00
27/11/2019	16/09/2020	750.00	1,650.00	2,540.97	890.97	1,650.00	1,650.00	0.00	0.00	0.00	890.97	0.00
		<b>3,750.00</b>	<b>11,884.47</b>	<b>12,704.85</b>	<b>820.38</b>	<b>11,884.47</b>	<b>11,884.47</b>	<b>0.00</b>	<b>0.00</b>	<b>257.72</b>	<b>890.97</b>	<b>(328.31)</b>
CWY.AX - Cleanaway Waste Management Limited												
07/04/2020	11/09/2020	3,000.00	5,169.22	7,464.43	2,295.21	5,169.22	5,169.22	0.00	0.00	0.00	2,295.21	0.00
24/04/2020	11/09/2020	3,000.00	5,199.22	7,464.43	2,265.21	5,199.22	5,199.22	0.00	0.00	0.00	2,265.21	0.00
		<b>6,000.00</b>	<b>10,368.44</b>	<b>14,928.86</b>	<b>4,560.42</b>	<b>10,368.44</b>	<b>10,368.44</b>	<b>0.00</b>	<b>0.00</b>	<b>0.00</b>	<b>4,560.42</b>	<b>0.00</b>
ERA.AX - Energy Resources of Australia Limited												
13/10/2010	11/11/2020	700.00	9,494.90	107.42	(9,387.48)	9,494.90	9,494.90	0.00	0.00	0.00	0.00	(9,387.48)
22/10/2010	11/11/2020	900.00	11,666.66	138.12	(11,528.54)	11,666.66	11,666.66	0.00	0.00	0.00	0.00	(11,528.54)
11/11/2010	11/11/2020	900.00	10,720.71	138.12	(10,582.59)	10,720.71	10,720.71	0.00	0.00	0.00	0.00	(10,582.59)
22/11/2010	11/11/2020	1,000.00	10,960.95	153.46	(10,807.49)	10,960.95	10,960.95	0.00	0.00	0.00	0.00	(10,807.49)
21/12/2010	11/11/2020	1,000.00	11,961.95	153.46	(11,808.49)	11,961.95	11,961.95	0.00	0.00	0.00	0.00	(11,808.49)
17/03/2011	11/11/2020	1,500.00	10,210.20	230.20	(9,980.01)	10,210.20	10,210.20	0.00	0.00	0.00	0.00	(9,980.01)
17/03/2011	18/11/2020	500.00	3,403.40	79.08	(3,324.32)	3,403.40	3,403.40	0.00	0.00	0.00	0.00	(3,324.32)
14/04/2011	18/11/2020	2,000.00	13,413.40	316.31	(13,097.09)	13,413.40	13,413.40	0.00	0.00	0.00	0.00	(13,097.09)
07/11/2011	18/11/2020	2,500.00	3,825.00	395.39	(3,429.61)	3,825.00	3,825.00	0.00	0.00	0.00	0.00	(3,429.61)
07/11/2011	25/11/2020	5,000.00	7,650.00	790.78	(6,859.22)	7,650.00	7,650.00	0.00	0.00	0.00	0.00	(6,859.22)
07/11/2011	07/12/2020	5,000.00	7,650.00	790.78	(6,859.22)	7,650.00	7,650.00	0.00	0.00	0.00	0.00	(6,859.22)

# Joseph Family Superannuation Fund

## Realised Capital Gains Report

For The Period 01 July 2020 - 30 June 2021

Investment		Accounting Treatment				Tax Treatment						
Purchase Contract Date	Disposal Contract Date	Units	Cost	Proceeds	Accounting Profit/(Loss)	Adjusted Cost Base	Reduced Cost Base	Indexed Cost Base	Indexed Gains	Discounted Gains (Gross)	Other Gains	Capital Loss
<b>Shares in Listed Companies (Australian)</b>												
07/11/2011	14/01/2021	2,072.00	3,170.16	515.27	(2,654.89)	3,170.16	3,170.16	0.00	0.00	0.00	0.00	(2,654.89)
23/01/2013	14/01/2021	4,928.00	6,610.56	1,225.51	(5,385.05)	6,610.56	6,610.56	0.00	0.00	0.00	0.00	(5,385.05)
23/01/2013	20/01/2021	2,000.00	2,682.86	537.70	(2,145.16)	2,682.86	2,682.86	0.00	0.00	0.00	0.00	(2,145.16)
12/06/2015	20/01/2021	6,000.00	5,196.92	1,613.09	(3,583.83)	5,196.92	5,196.92	0.00	0.00	0.00	0.00	(3,583.83)
12/06/2015	21/01/2021	2,000.00	1,732.31	538.16	(1,194.15)	1,732.31	1,732.31	0.00	0.00	0.00	0.00	(1,194.15)
12/06/2015	21/01/2021	8,000.00	5,849.22	2,152.62	(3,696.60)	5,849.22	5,849.22	0.00	0.00	0.00	0.00	(3,696.60)
		<b>46,000.00</b>	<b>126,199.20</b>	<b>9,875.47</b>	<b>(116,323.74)</b>	<b>126,199.20</b>	<b>126,199.20</b>	<b>0.00</b>	<b>0.00</b>	<b>0.00</b>	<b>0.00</b>	<b>(116,323.74)</b>
FLT.AX - Flight Centre Travel Group Limited												
16/04/2020	01/12/2020	500.00	5,682.68	8,485.78	2,803.10	5,682.68	5,682.68	0.00	0.00	0.00	2,803.10	0.00
		<b>500.00</b>	<b>5,682.68</b>	<b>8,485.78</b>	<b>2,803.10</b>	<b>5,682.68</b>	<b>5,682.68</b>	<b>0.00</b>	<b>0.00</b>	<b>0.00</b>	<b>2,803.10</b>	<b>0.00</b>
FWD.AX - Fleetwood Corporation Limited												
24/05/2013	04/03/2021	1,500.00	7,989.90	3,925.39	(4,064.51)	7,989.90	7,989.90	0.00	0.00	0.00	0.00	(4,064.51)
28/05/2013	04/03/2021	1,500.00	7,207.43	3,925.39	(3,282.04)	7,207.43	7,207.43	0.00	0.00	0.00	0.00	(3,282.04)
28/05/2013	15/04/2021	500.00	2,402.48	1,378.46	(1,024.01)	2,402.48	2,402.48	0.00	0.00	0.00	0.00	(1,024.01)
05/06/2013	15/04/2021	1,500.00	6,129.90	4,135.39	(1,994.51)	6,129.90	6,129.90	0.00	0.00	0.00	0.00	(1,994.51)
17/06/2013	15/04/2021	1,000.00	3,673.96	2,756.93	(917.03)	3,673.96	3,673.96	0.00	0.00	0.00	0.00	(917.03)
17/06/2013	19/04/2021	1,500.00	5,510.94	4,195.39	(1,315.55)	5,510.94	5,510.94	0.00	0.00	0.00	0.00	(1,315.55)
02/09/2013	19/04/2021	1,500.00	4,649.82	4,195.39	(454.43)	4,649.82	4,649.82	0.00	0.00	0.00	0.00	(454.43)
02/09/2013	12/05/2021	2,500.00	7,749.69	5,892.32	(1,857.38)	7,749.69	7,749.69	0.00	0.00	0.00	0.00	(1,857.38)
30/10/2013	12/05/2021	500.00	1,731.73	1,178.46	(553.27)	1,731.73	1,731.73	0.00	0.00	0.00	0.00	(553.27)
		<b>12,000.00</b>	<b>47,045.85</b>	<b>31,583.12</b>	<b>(15,462.73)</b>	<b>47,045.85</b>	<b>47,045.85</b>	<b>0.00</b>	<b>0.00</b>	<b>0.00</b>	<b>0.00</b>	<b>(15,462.73)</b>
GEM.AX - G8 Education Limited												

# Joseph Family Superannuation Fund

## Realised Capital Gains Report

For The Period 01 July 2020 - 30 June 2021

Investment		Accounting Treatment				Tax Treatment						
Purchase Contract Date	Disposal Contract Date	Units	Cost	Proceeds	Accounting Profit/(Loss)	Adjusted Cost Base	Reduced Cost Base	Indexed Cost Base	Indexed Gains	Discounted Gains (Gross)	Other Gains	Capital Loss
<b>Shares in Listed Companies (Australian)</b>												
05/06/2018	24/02/2021	2,000.00	4,909.22	2,107.20	(2,802.02)	4,909.22	4,909.22	0.00	0.00	0.00	0.00	(2,802.02)
19/06/2018	24/02/2021	2,000.00	4,709.22	2,107.20	(2,602.02)	4,709.22	4,709.22	0.00	0.00	0.00	0.00	(2,602.02)
04/07/2018	24/02/2021	695.00	1,671.20	732.25	(938.95)	1,671.20	1,671.20	0.00	0.00	0.00	0.00	(938.95)
04/07/2018	25/02/2021	1,305.00	3,138.02	1,407.68	(1,730.33)	3,138.02	3,138.02	0.00	0.00	0.00	0.00	(1,730.33)
27/08/2018	25/02/2021	2,500.00	5,259.22	2,696.71	(2,562.51)	5,259.22	5,259.22	0.00	0.00	0.00	0.00	(2,562.51)
10/01/2019	25/02/2021	2,000.00	5,709.22	2,157.37	(3,551.85)	5,709.22	5,709.22	0.00	0.00	0.00	0.00	(3,551.85)
11/01/2019	25/02/2021	1,195.00	3,353.35	1,289.03	(2,064.32)	3,353.35	3,353.35	0.00	0.00	0.00	0.00	(2,064.32)
08/05/2020	22/03/2021	5,226.00	4,180.80	5,687.12	1,506.32	4,180.80	4,180.80	0.00	0.00	0.00	1,506.32	0.00
11/01/2019	13/04/2021	305.00	855.87	321.41	(534.46)	855.87	855.87	0.00	0.00	0.00	0.00	(534.46)
02/04/2019	13/04/2021	1,500.00	4,570.25	1,580.72	(2,989.53)	4,570.25	4,570.25	0.00	0.00	0.00	0.00	(2,989.53)
08/07/2019	13/04/2021	2,000.00	5,509.22	2,107.63	(3,401.59)	5,509.22	5,509.22	0.00	0.00	0.00	0.00	(3,401.59)
06/08/2019	13/04/2021	2,000.00	5,329.22	2,107.63	(3,221.59)	5,329.22	5,329.22	0.00	0.00	0.00	0.00	(3,221.59)
26/08/2019	13/04/2021	1,969.00	4,675.61	2,074.96	(2,600.65)	4,675.61	4,675.61	0.00	0.00	0.00	0.00	(2,600.65)
26/08/2019	21/04/2021	31.00	73.61	30.35	(43.26)	73.61	73.61	0.00	0.00	0.00	0.00	(43.26)
27/08/2019	21/04/2021	2,500.00	5,334.22	2,447.70	(2,886.53)	5,334.22	5,334.22	0.00	0.00	0.00	0.00	(2,886.53)
14/11/2019	21/04/2021	2,000.00	4,239.22	1,958.16	(2,281.06)	4,239.22	4,239.22	0.00	0.00	0.00	0.00	(2,281.06)
18/11/2019	21/04/2021	2,500.00	4,834.22	2,447.70	(2,386.53)	4,834.22	4,834.22	0.00	0.00	0.00	0.00	(2,386.53)
03/12/2019	21/04/2021	2,500.00	4,734.22	2,447.70	(2,286.53)	4,734.22	4,734.22	0.00	0.00	0.00	0.00	(2,286.53)
05/12/2019	21/04/2021	469.00	892.83	459.19	(433.64)	892.83	892.83	0.00	0.00	0.00	0.00	(433.64)
05/12/2019	22/04/2021	2,031.00	3,866.39	1,988.51	(1,877.88)	3,866.39	3,866.39	0.00	0.00	0.00	0.00	(1,877.88)
12/02/2020	22/04/2021	3,000.00	5,499.22	2,937.23	(2,561.99)	5,499.22	5,499.22	0.00	0.00	0.00	0.00	(2,561.99)
13/02/2020	22/04/2021	3,500.00	6,326.72	3,426.77	(2,899.95)	6,326.72	6,326.72	0.00	0.00	0.00	0.00	(2,899.95)
17/02/2020	22/04/2021	1,469.00	2,619.33	1,438.27	(1,181.07)	2,619.33	2,619.33	0.00	0.00	0.00	0.00	(1,181.07)

**Joseph Family Superannuation Fund**  
**Realised Capital Gains Report**

For The Period 01 July 2020 - 30 June 2021

Investment		Accounting Treatment				Tax Treatment						
Purchase Contract Date	Disposal Contract Date	Units	Cost	Proceeds	Accounting Profit/(Loss)	Adjusted Cost Base	Reduced Cost Base	Indexed Cost Base	Indexed Gains	Discounted Gains (Gross)	Other Gains	Capital Loss
<b>Shares in Listed Companies (Australian)</b>												
17/02/2020	23/04/2021	1,531.00	2,729.89	1,514.28	(1,215.61)	2,729.89	2,729.89	0.00	0.00	0.00	0.00	(1,215.61)
18/02/2020	23/04/2021	3,000.00	5,229.22	2,967.23	(2,261.99)	5,229.22	5,229.22	0.00	0.00	0.00	0.00	(2,261.99)
24/02/2020	23/04/2021	4,000.00	6,989.22	3,956.31	(3,032.91)	6,989.22	6,989.22	0.00	0.00	0.00	0.00	(3,032.91)
26/02/2020	23/04/2021	1,469.00	2,515.38	1,452.96	(1,062.42)	2,515.38	2,515.38	0.00	0.00	0.00	0.00	(1,062.42)
26/02/2020	29/04/2021	2,531.00	4,333.84	2,478.05	(1,855.80)	4,333.84	4,333.84	0.00	0.00	0.00	0.00	(1,855.80)
28/02/2020	29/04/2021	4,000.00	6,929.22	3,916.31	(3,012.91)	6,929.22	6,929.22	0.00	0.00	0.00	0.00	(3,012.91)
28/02/2020	29/04/2021	3,469.00	5,627.78	3,396.42	(2,231.35)	5,627.78	5,627.78	0.00	0.00	0.00	0.00	(2,231.35)
28/02/2020	04/05/2021	531.00	861.44	549.10	(312.35)	861.44	861.44	0.00	0.00	0.00	0.00	(312.35)
19/03/2020	04/05/2021	2,300.00	1,573.22	2,378.38	805.16	1,573.22	1,573.22	0.00	0.00	805.16	0.00	0.00
21/04/2020	04/05/2021	7,000.00	5,469.22	7,238.55	1,769.33	5,469.22	5,469.22	0.00	0.00	1,769.33	0.00	0.00
08/05/2020	04/05/2021	169.00	135.20	174.76	39.56	135.20	135.20	0.00	0.00	0.00	39.56	0.00
08/05/2020	06/05/2021	10,000.00	8,000.00	9,990.78	1,990.78	8,000.00	8,000.00	0.00	0.00	0.00	1,990.78	0.00
08/05/2020	07/05/2021	10,000.00	8,000.00	9,790.78	1,790.78	8,000.00	8,000.00	0.00	0.00	0.00	1,790.78	0.00
08/05/2020	11/05/2021	10,000.00	8,000.00	9,990.78	1,990.78	8,000.00	8,000.00	0.00	0.00	1,990.78	0.00	0.00
		<b>104,695.00</b>	<b>158,684.03</b>	<b>105,753.18</b>	<b>(52,930.89)</b>	<b>158,684.03</b>	<b>158,684.03</b>	<b>0.00</b>	<b>0.00</b>	<b>4,565.27</b>	<b>5,327.44</b>	<b>(62,823.60)</b>
<b>KGN.AX - Kogan.com Ltd</b>												
22/01/2020	03/07/2020	500.00	2,809.61	7,590.78	4,781.17	2,809.61	2,809.61	0.00	0.00	0.00	4,781.17	0.00
23/01/2020	06/07/2020	106.00	574.44	1,656.95	1,082.51	574.44	574.44	0.00	0.00	0.00	1,082.51	0.00
22/01/2020	06/07/2020	394.00	2,213.97	6,158.83	3,944.86	2,213.97	2,213.97	0.00	0.00	0.00	3,944.86	0.00
23/01/2020	07/07/2020	500.00	2,709.61	8,185.78	5,476.17	2,709.61	2,709.61	0.00	0.00	0.00	5,476.17	0.00
28/01/2020	09/07/2020	106.00	571.26	1,747.05	1,175.79	571.26	571.26	0.00	0.00	0.00	1,175.79	0.00
23/01/2020	09/07/2020	394.00	2,135.17	6,493.73	4,358.56	2,135.17	2,135.17	0.00	0.00	0.00	4,358.56	0.00

# Joseph Family Superannuation Fund

## Realised Capital Gains Report

For The Period 01 July 2020 - 30 June 2021

Investment		Accounting Treatment				Tax Treatment						
Purchase Contract Date	Disposal Contract Date	Units	Cost	Proceeds	Accounting Profit/(Loss)	Adjusted Cost Base	Reduced Cost Base	Indexed Cost Base	Indexed Gains	Discounted Gains (Gross)	Other Gains	Capital Loss
<b>Shares in Listed Companies (Australian)</b>												
28/01/2020	13/07/2020	500.00	2,694.61	8,690.78	5,996.17	2,694.61	2,694.61	0.00	0.00	0.00	5,996.17	0.00
18/02/2020	17/07/2020	106.00	521.44	1,894.39	1,372.95	521.44	521.44	0.00	0.00	0.00	1,372.95	0.00
28/01/2020	17/07/2020	394.00	2,123.35	7,041.39	4,918.04	2,123.35	2,123.35	0.00	0.00	0.00	4,918.04	0.00
18/02/2020	22/07/2020	500.00	2,459.61	8,635.78	6,176.17	2,459.61	2,459.61	0.00	0.00	0.00	6,176.17	0.00
25/05/2020	03/08/2020	106.00	1,050.38	1,777.79	727.41	1,050.38	1,050.38	0.00	0.00	0.00	727.41	0.00
18/02/2020	03/08/2020	394.00	1,938.17	6,607.99	4,669.82	1,938.17	1,938.17	0.00	0.00	0.00	4,669.82	0.00
25/05/2020	05/08/2020	500.00	4,954.61	8,885.78	3,931.17	4,954.61	4,954.61	0.00	0.00	0.00	3,931.17	0.00
10/07/2020	12/08/2020	500.00	5,725.00	10,035.78	4,310.78	5,725.00	5,725.00	0.00	0.00	0.00	4,310.78	0.00
10/07/2020	18/08/2020	106.00	1,020.01	2,250.55	1,230.53	1,020.01	1,020.01	0.00	0.00	0.00	1,230.53	0.00
25/05/2020	18/08/2020	394.00	3,184.29	8,365.23	5,180.94	3,184.29	3,184.29	0.00	0.00	0.00	5,180.94	0.00
10/07/2020	20/08/2020	500.00	4,811.38	11,215.78	6,404.40	4,811.38	4,811.38	0.00	0.00	0.00	6,404.40	0.00
22/01/2020	16/10/2020	106.00	595.64	2,603.68	2,008.04	595.64	595.64	0.00	0.00	0.00	2,008.04	0.00
		<b>6,106.00</b>	<b>42,092.55</b>	<b>109,838.04</b>	<b>67,745.48</b>	<b>42,092.55</b>	<b>42,092.55</b>	<b>0.00</b>	<b>0.00</b>	<b>0.00</b>	<b>67,745.48</b>	<b>0.00</b>
<b>MAH.AX - Macmahon Holdings Limited</b>												
30/04/2013	21/09/2020	20,000.00	3,504.48	5,195.39	1,690.91	3,504.48	3,504.48	0.00	0.00	1,690.91	0.00	0.00
18/09/2013	21/09/2020	20,000.00	2,902.90	5,195.39	2,292.49	2,902.90	2,902.90	0.00	0.00	2,292.49	0.00	0.00
18/09/2013	24/09/2020	2,074.00	301.03	509.28	208.25	301.03	301.03	0.00	0.00	208.25	0.00	0.00
18/09/2013	25/09/2020	20,686.00	3,002.47	5,265.71	2,263.24	3,002.47	3,002.47	0.00	0.00	2,263.24	0.00	0.00
18/09/2013	29/09/2020	27,240.00	3,953.75	7,077.08	3,123.33	3,953.75	3,953.75	0.00	0.00	3,123.33	0.00	0.00
22/08/2016	29/09/2020	20,000.00	2,407.33	5,196.10	2,788.76	2,407.33	2,407.33	0.00	0.00	2,788.76	0.00	0.00
22/08/2016	07/10/2020	5,167.00	621.93	1,308.37	686.44	621.93	621.93	0.00	0.00	686.44	0.00	0.00
22/08/2016	09/10/2020	4,833.00	581.73	1,206.46	624.72	581.73	581.73	0.00	0.00	624.72	0.00	0.00

# Joseph Family Superannuation Fund

## Realised Capital Gains Report

For The Period 01 July 2020 - 30 June 2021

Investment		Accounting Treatment				Tax Treatment						
Purchase Contract Date	Disposal Contract Date	Units	Cost	Proceeds	Accounting Profit/(Loss)	Adjusted Cost Base	Reduced Cost Base	Indexed Cost Base	Indexed Gains	Discounted Gains (Gross)	Other Gains	Capital Loss
<b>Shares in Listed Companies (Australian)</b>												
05/09/2016	09/10/2020	20,000.00	2,204.95	4,992.57	2,787.62	2,204.95	2,204.95	0.00	0.00	2,787.62	0.00	0.00
05/09/2016	12/10/2020	20,000.00	2,204.95	4,893.85	2,688.90	2,204.95	2,204.95	0.00	0.00	2,688.90	0.00	0.00
12/10/2016	12/10/2020	10,000.00	1,202.48	2,446.93	1,244.45	1,202.48	1,202.48	0.00	0.00	1,244.45	0.00	0.00
12/10/2016	13/10/2020	30,000.00	3,607.43	7,193.09	3,585.66	3,607.43	3,607.43	0.00	0.00	3,585.66	0.00	0.00
03/04/2019	13/10/2020	10,000.00	2,305.13	2,397.70	92.57	2,305.13	2,305.13	0.00	0.00	92.57	0.00	0.00
03/04/2019	13/10/2020	10,000.00	2,305.13	2,447.70	142.57	2,305.13	2,305.13	0.00	0.00	142.57	0.00	0.00
26/04/2019	13/10/2020	30,000.00	5,710.25	7,343.09	1,632.84	5,710.25	5,710.25	0.00	0.00	1,632.84	0.00	0.00
		<b>250,000.00</b>	<b>36,815.94</b>	<b>62,668.71</b>	<b>25,852.75</b>	<b>36,815.94</b>	<b>36,815.94</b>	<b>0.00</b>	<b>0.00</b>	<b>25,852.75</b>	<b>0.00</b>	<b>0.00</b>
<b>MCR.AX - Mincor Resources NL</b>												
16/07/2015	09/09/2020	2,500.00	1,376.54	2,234.89	858.36	1,376.54	1,376.54	0.00	0.00	858.36	0.00	0.00
18/05/2016	09/09/2020	6,333.00	2,156.47	5,661.43	3,504.96	2,156.47	2,156.47	0.00	0.00	3,504.96	0.00	0.00
18/05/2016	10/09/2020	7,000.00	2,383.59	6,640.78	4,257.19	2,383.59	2,383.59	0.00	0.00	4,257.19	0.00	0.00
18/05/2016	07/12/2020	6,656.00	2,266.45	7,046.59	4,780.14	2,266.45	2,266.45	0.00	0.00	4,780.14	0.00	0.00
25/01/2018	07/12/2020	344.00	110.08	364.19	254.11	110.08	110.08	0.00	0.00	254.11	0.00	0.00
25/01/2018	15/12/2020	8,000.00	2,560.00	9,190.78	6,630.78	2,560.00	2,560.00	0.00	0.00	6,630.78	0.00	0.00
25/01/2018	05/01/2021	1,169.00	374.08	1,395.42	1,021.34	374.08	374.08	0.00	0.00	1,021.34	0.00	0.00
18/07/2018	05/01/2021	5,831.00	2,044.32	6,960.36	4,916.05	2,044.32	2,044.32	0.00	0.00	4,916.05	0.00	0.00
18/07/2018	07/01/2021	4,059.00	1,423.06	4,861.58	3,438.52	1,423.06	1,423.06	0.00	0.00	3,438.52	0.00	0.00
18/07/2018	14/01/2021	5,608.00	1,966.14	6,552.66	4,586.52	1,966.14	1,966.14	0.00	0.00	4,586.52	0.00	0.00
11/06/2019	14/01/2021	333.00	133.20	389.09	255.89	133.20	133.20	0.00	0.00	255.89	0.00	0.00
11/06/2019	27/01/2021	8,000.00	3,200.00	8,710.78	5,510.78	3,200.00	3,200.00	0.00	0.00	5,510.78	0.00	0.00
11/06/2019	28/01/2021	5,000.00	2,000.00	5,040.78	3,040.78	2,000.00	2,000.00	0.00	0.00	3,040.78	0.00	0.00

# Joseph Family Superannuation Fund

## Realised Capital Gains Report

For The Period 01 July 2020 - 30 June 2021

Investment		Accounting Treatment				Tax Treatment						
Purchase Contract Date	Disposal Contract Date	Units	Cost	Proceeds	Accounting Profit/(Loss)	Adjusted Cost Base	Reduced Cost Base	Indexed Cost Base	Indexed Gains	Discounted Gains (Gross)	Other Gains	Capital Loss
<b>Shares in Listed Companies (Australian)</b>												
11/06/2019	02/02/2021	5,000.00	2,000.00	5,315.78	3,315.78	2,000.00	2,000.00	0.00	0.00	3,315.78	0.00	0.00
11/06/2019	03/02/2021	8,000.00	3,200.00	9,030.78	5,830.78	3,200.00	3,200.00	0.00	0.00	5,830.78	0.00	0.00
11/06/2019	17/02/2021	7,000.00	2,800.00	7,200.78	4,400.78	2,800.00	2,800.00	0.00	0.00	4,400.78	0.00	0.00
30/07/2020	22/02/2021	1,833.00	1,319.78	1,958.49	638.71	1,319.78	1,319.78	0.00	0.00	0.00	638.71	0.00
11/06/2019	22/02/2021	4,167.00	1,666.80	4,452.29	2,785.49	1,666.80	1,666.80	0.00	0.00	2,785.49	0.00	0.00
30/07/2020	23/02/2021	7,000.00	5,040.08	7,655.78	2,615.70	5,040.08	5,040.08	0.00	0.00	0.00	2,615.70	0.00
30/07/2020	26/02/2021	6,000.00	4,320.07	6,500.78	2,180.71	4,320.07	4,320.07	0.00	0.00	0.00	2,180.71	0.00
30/07/2020	05/03/2021	620.00	446.41	647.98	201.57	446.41	446.41	0.00	0.00	0.00	201.57	0.00
30/07/2020	09/03/2021	5,380.00	3,873.66	5,263.18	1,389.52	3,873.66	3,873.66	0.00	0.00	0.00	1,389.52	0.00
		<b>105,833.00</b>	<b>46,660.73</b>	<b>113,075.17</b>	<b>66,414.46</b>	<b>46,660.73</b>	<b>46,660.73</b>	<b>0.00</b>	<b>0.00</b>	<b>59,388.25</b>	<b>7,026.21</b>	<b>0.00</b>
<b>MGX.AX - Mount Gibson Iron Limited</b>												
17/12/2012	01/09/2020	500.00	350.35	362.16	11.81	350.35	350.35	0.00	0.00	11.81	0.00	0.00
28/12/2012	01/09/2020	13,000.00	9,889.90	9,416.22	(473.68)	9,889.90	9,889.90	0.00	0.00	0.00	0.00	(473.68)
17/01/2013	01/09/2020	6,500.00	5,237.73	4,708.11	(529.63)	5,237.73	5,237.73	0.00	0.00	0.00	0.00	(529.63)
17/01/2013	02/09/2020	8,500.00	6,849.35	6,538.90	(310.44)	6,849.35	6,849.35	0.00	0.00	0.00	0.00	(310.44)
22/02/2013	02/09/2020	11,500.00	9,439.49	8,846.75	(592.74)	9,439.49	9,439.49	0.00	0.00	0.00	0.00	(592.74)
22/02/2013	07/09/2020	500.00	410.41	379.65	(30.77)	410.41	410.41	0.00	0.00	0.00	0.00	(30.77)
14/03/2013	07/09/2020	14,500.00	9,434.43	11,009.73	1,575.31	9,434.43	9,434.43	0.00	0.00	1,575.31	0.00	0.00
14/03/2013	07/01/2021	5,500.00	3,578.58	5,467.40	1,888.82	3,578.58	3,578.58	0.00	0.00	1,888.82	0.00	0.00
03/04/2013	07/01/2021	4,500.00	2,410.47	4,473.32	2,062.85	2,410.47	2,410.47	0.00	0.00	2,062.85	0.00	0.00
03/04/2013	26/02/2021	8,000.00	4,285.28	7,103.11	2,817.83	4,285.28	4,285.28	0.00	0.00	2,817.83	0.00	0.00
03/04/2013	21/04/2021	2,000.00	1,071.32	1,735.52	664.20	1,071.32	1,071.32	0.00	0.00	664.20	0.00	0.00



# Joseph Family Superannuation Fund

## Realised Capital Gains Report

For The Period 01 July 2020 - 30 June 2021

Investment		Accounting Treatment				Tax Treatment						
Purchase Contract Date	Disposal Contract Date	Units	Cost	Proceeds	Accounting Profit/(Loss)	Adjusted Cost Base	Reduced Cost Base	Indexed Cost Base	Indexed Gains	Discounted Gains (Gross)	Other Gains	Capital Loss
<b>Shares in Listed Companies (Australian)</b>												
03/04/2013	22/04/2021	500.00	267.83	446.92	179.09	267.83	267.83	0.00	0.00	179.09	0.00	0.00
12/04/2013	22/04/2021	7,500.00	3,941.44	6,703.86	2,762.42	3,941.44	3,941.44	0.00	0.00	2,762.42	0.00	0.00
12/04/2013	29/04/2021	10,000.00	5,255.25	8,990.78	3,735.53	5,255.25	5,255.25	0.00	0.00	3,735.53	0.00	0.00
12/04/2013	10/05/2021	3,000.00	1,576.57	2,937.23	1,360.66	1,576.57	1,576.57	0.00	0.00	1,360.66	0.00	0.00
23/04/2013	10/05/2021	7,000.00	3,433.43	6,853.55	3,420.12	3,433.43	3,433.43	0.00	0.00	3,420.12	0.00	0.00
23/04/2013	26/05/2021	10,000.00	4,904.90	8,390.78	3,485.88	4,904.90	4,904.90	0.00	0.00	3,485.88	0.00	0.00
23/04/2013	21/06/2021	8,000.00	3,923.92	7,232.62	3,308.70	3,923.92	3,923.92	0.00	0.00	3,308.70	0.00	0.00
13/05/2013	21/06/2021	2,000.00	1,031.41	1,808.16	776.74	1,031.41	1,031.41	0.00	0.00	776.74	0.00	0.00
13/05/2013	25/06/2021	10,000.00	5,157.07	9,290.78	4,133.71	5,157.07	5,157.07	0.00	0.00	4,133.71	0.00	0.00
		<b>133,000.00</b>	<b>82,449.13</b>	<b>112,695.55</b>	<b>30,246.41</b>	<b>82,449.13</b>	<b>82,449.13</b>	<b>0.00</b>	<b>0.00</b>	<b>32,183.67</b>	<b>0.00</b>	<b>(1,937.26)</b>
<b>NCC.AX - Naos Emerging Opportunities Company Limited</b>												
31/01/2020	05/10/2020	1,683.00	1,777.12	1,561.92	(215.20)	1,777.12	1,777.12	0.00	0.00	0.00	0.00	(215.20)
31/01/2020	06/10/2020	6,317.00	6,670.26	5,928.76	(741.50)	6,670.26	6,670.26	0.00	0.00	0.00	0.00	(741.50)
31/01/2020	07/10/2020	2,000.00	2,111.84	1,877.70	(234.15)	2,111.84	2,111.84	0.00	0.00	0.00	0.00	(234.15)
03/02/2020	07/10/2020	6,000.00	6,249.22	5,633.09	(616.14)	6,249.22	6,249.22	0.00	0.00	0.00	0.00	(616.14)
10/02/2020	07/10/2020	5,000.00	5,409.22	4,744.24	(664.98)	5,409.22	5,409.22	0.00	0.00	0.00	0.00	(664.98)
11/02/2020	07/10/2020	217.00	241.41	205.90	(35.51)	241.41	241.41	0.00	0.00	0.00	0.00	(35.51)
12/02/2020	07/10/2020	2,783.00	2,985.52	2,640.64	(344.87)	2,985.52	2,985.52	0.00	0.00	0.00	0.00	(344.87)
12/02/2020	08/10/2020	547.00	586.80	521.54	(65.26)	586.80	586.80	0.00	0.00	0.00	0.00	(65.26)
13/02/2020	08/10/2020	5,453.00	5,843.93	5,199.24	(644.69)	5,843.93	5,843.93	0.00	0.00	0.00	0.00	(644.69)
18/02/2020	09/10/2020	6,000.00	6,369.22	5,810.78	(558.44)	6,369.22	6,369.22	0.00	0.00	0.00	0.00	(558.44)
		<b>36,000.00</b>	<b>38,244.54</b>	<b>34,123.81</b>	<b>(4,120.74)</b>	<b>38,244.54</b>	<b>38,244.54</b>	<b>0.00</b>	<b>0.00</b>	<b>0.00</b>	<b>0.00</b>	<b>(4,120.74)</b>

# Joseph Family Superannuation Fund

## Realised Capital Gains Report

For The Period 01 July 2020 - 30 June 2021

Investment		Accounting Treatment				Tax Treatment						
Purchase Contract Date	Disposal Contract Date	Units	Cost	Proceeds	Accounting Profit/(Loss)	Adjusted Cost Base	Reduced Cost Base	Indexed Cost Base	Indexed Gains	Discounted Gains (Gross)	Other Gains	Capital Loss
<b>Shares in Listed Companies (Australian)</b>												
PDN.AX - Paladin Energy Ltd												
23/11/2012	16/10/2020	20.00	866.10	2.20	(863.90)	866.10	866.10	0.00	0.00	0.00	0.00	(863.90)
23/04/2013	16/10/2020	280.00	10,370.36	30.79	(10,339.57)	10,370.36	10,370.36	0.00	0.00	0.00	0.00	(10,339.57)
08/08/2013	16/10/2020	300.00	10,660.65	32.99	(10,627.66)	10,660.65	10,660.65	0.00	0.00	0.00	0.00	(10,627.66)
29/11/2013	16/10/2020	300.00	6,609.90	32.99	(6,576.91)	6,609.90	6,609.90	0.00	0.00	0.00	0.00	(6,576.91)
10/12/2014	16/10/2020	675.00	8,775.00	74.23	(8,700.77)	8,775.00	8,775.00	0.00	0.00	0.00	0.00	(8,700.77)
		<b>1,575.00</b>	<b>37,282.01</b>	<b>173.20</b>	<b>(37,108.81)</b>	<b>37,282.01</b>	<b>37,282.01</b>	<b>0.00</b>	<b>0.00</b>	<b>0.00</b>	<b>0.00</b>	<b>(37,108.81)</b>
PRU.AX - Perseus Mining Limited												
21/12/2012	31/05/2021	4,000.00	8,408.40	5,750.78	(2,657.62)	8,408.40	8,408.40	0.00	0.00	0.00	0.00	(2,657.62)
21/12/2012	11/06/2021	2,000.00	4,204.20	2,933.85	(1,270.35)	4,204.20	4,204.20	0.00	0.00	0.00	0.00	(1,270.35)
16/01/2013	11/06/2021	1,000.00	2,072.07	1,466.93	(605.14)	2,072.07	2,072.07	0.00	0.00	0.00	0.00	(605.14)
		<b>7,000.00</b>	<b>14,684.67</b>	<b>10,151.56</b>	<b>(4,533.11)</b>	<b>14,684.67</b>	<b>14,684.67</b>	<b>0.00</b>	<b>0.00</b>	<b>0.00</b>	<b>0.00</b>	<b>(4,533.11)</b>
PXS.AX - Pharmaxis Limited												
05/02/2013	17/02/2021	10,000.00	6,959.90	856.93	(6,102.97)	6,959.90	6,959.90	0.00	0.00	0.00	0.00	(6,102.97)
12/03/2013	17/02/2021	12,000.00	6,489.90	1,028.31	(5,461.59)	6,489.90	6,489.90	0.00	0.00	0.00	0.00	(5,461.59)
31/12/2015	17/02/2021	8,000.00	2,884.10	685.54	(2,198.56)	2,884.10	2,884.10	0.00	0.00	0.00	0.00	(2,198.56)
		<b>30,000.00</b>	<b>16,333.90</b>	<b>2,570.78</b>	<b>(13,763.12)</b>	<b>16,333.90</b>	<b>16,333.90</b>	<b>0.00</b>	<b>0.00</b>	<b>0.00</b>	<b>0.00</b>	<b>(13,763.12)</b>
RFG.AX - Retail Food Group Limited												
08/07/2019	05/03/2021	10,000.00	2,104.61	688.58	(1,416.03)	2,104.61	2,104.61	0.00	0.00	0.00	0.00	(1,416.03)
08/07/2019	09/03/2021	10,000.00	2,104.61	677.70	(1,426.92)	2,104.61	2,104.61	0.00	0.00	0.00	0.00	(1,426.92)
08/07/2019	09/03/2021	25,000.00	4,634.22	1,694.24	(2,939.98)	4,634.22	4,634.22	0.00	0.00	0.00	0.00	(2,939.98)

# Joseph Family Superannuation Fund

## Realised Capital Gains Report

For The Period 01 July 2020 - 30 June 2021

Investment		Accounting Treatment				Tax Treatment						
Purchase Contract Date	Disposal Contract Date	Units	Cost	Proceeds	Accounting Profit/(Loss)	Adjusted Cost Base	Reduced Cost Base	Indexed Cost Base	Indexed Gains	Discounted Gains (Gross)	Other Gains	Capital Loss
<b>Shares in Listed Companies (Australian)</b>												
02/12/2019	09/03/2021	5,000.00	500.00	338.85	(161.15)	500.00	500.00	0.00	0.00	0.00	0.00	(161.15)
02/12/2019	16/03/2021	30,000.00	3,000.00	2,240.78	(759.22)	3,000.00	3,000.00	0.00	0.00	0.00	0.00	(759.22)
		<b>80,000.00</b>	<b>12,343.44</b>	<b>5,640.15</b>	<b>(6,703.30)</b>	<b>12,343.44</b>	<b>12,343.44</b>	<b>0.00</b>	<b>0.00</b>	<b>0.00</b>	<b>0.00</b>	<b>(6,703.30)</b>
SLR.AX - Silver Lake Resources Limited												
31/01/2013	06/08/2020	3,000.00	8,589.90	7,850.78	(739.12)	8,589.90	8,589.90	0.00	0.00	0.00	0.00	(739.12)
		<b>3,000.00</b>	<b>8,589.90</b>	<b>7,850.78</b>	<b>(739.12)</b>	<b>8,589.90</b>	<b>8,589.90</b>	<b>0.00</b>	<b>0.00</b>	<b>0.00</b>	<b>0.00</b>	<b>(739.12)</b>
SUN.AX - Suncorp Group Limited												
11/02/2020	28/08/2020	500.00	5,984.22	4,775.39	(1,208.83)	5,984.22	5,984.22	0.00	0.00	0.00	0.00	(1,208.83)
11/03/2020	28/08/2020	500.00	5,212.68	4,775.39	(437.29)	5,212.68	5,212.68	0.00	0.00	0.00	0.00	(437.29)
11/03/2020	15/02/2021	100.00	1,042.54	1,032.70	(9.84)	1,042.54	1,042.54	0.00	0.00	0.00	0.00	(9.84)
18/03/2020	15/02/2021	600.00	5,379.22	6,196.19	816.97	5,379.22	5,379.22	0.00	0.00	0.00	816.97	0.00
02/04/2020	15/02/2021	600.00	5,337.22	6,196.19	858.97	5,337.22	5,337.22	0.00	0.00	0.00	858.97	0.00
06/05/2020	15/02/2021	300.00	2,610.95	3,098.09	487.14	2,610.95	2,610.95	0.00	0.00	0.00	487.14	0.00
06/05/2020	17/02/2021	400.00	3,481.27	4,080.31	599.04	3,481.27	3,481.27	0.00	0.00	0.00	599.04	0.00
14/05/2020	17/02/2021	600.00	5,083.90	6,120.47	1,036.57	5,083.90	5,083.90	0.00	0.00	0.00	1,036.57	0.00
14/05/2020	15/04/2021	100.00	847.32	1,047.85	200.53	847.32	847.32	0.00	0.00	0.00	200.53	0.00
20/05/2020	15/04/2021	700.00	6,057.22	7,334.93	1,277.71	6,057.22	6,057.22	0.00	0.00	0.00	1,277.71	0.00
15/06/2020	21/04/2021	600.00	5,439.22	6,166.10	726.88	5,439.22	5,439.22	0.00	0.00	0.00	726.88	0.00
25/06/2020	21/04/2021	100.00	927.49	1,027.68	100.19	927.49	927.49	0.00	0.00	0.00	100.19	0.00
25/06/2020	28/04/2021	270.00	2,504.23	2,843.52	339.29	2,504.23	2,504.23	0.00	0.00	0.00	339.29	0.00
24/07/2020	28/04/2021	230.00	2,066.47	2,422.26	355.79	2,066.47	2,066.47	0.00	0.00	0.00	355.79	0.00
24/07/2020	29/04/2021	400.00	3,593.85	4,268.62	674.77	3,593.85	3,593.85	0.00	0.00	0.00	674.77	0.00

# Joseph Family Superannuation Fund

## Realised Capital Gains Report

For The Period 01 July 2020 - 30 June 2021

Investment		Accounting Treatment				Tax Treatment						
Purchase Contract Date	Disposal Contract Date	Units	Cost	Proceeds	Accounting Profit/(Loss)	Adjusted Cost Base	Reduced Cost Base	Indexed Cost Base	Indexed Gains	Discounted Gains (Gross)	Other Gains	Capital Loss
<b>Shares in Listed Companies (Australian)</b>												
30/09/2020	29/04/2021	100.00	858.32	1,067.16	208.84	858.32	858.32	0.00	0.00	0.00	208.84	0.00
30/09/2020	06/05/2021	600.00	5,149.90	6,586.10	1,436.19	5,149.90	5,149.90	0.00	0.00	0.00	1,436.19	0.00
02/10/2020	06/05/2021	100.00	844.32	1,097.68	253.37	844.32	844.32	0.00	0.00	0.00	253.37	0.00
02/10/2020	26/05/2021	600.00	5,065.90	6,584.78	1,518.88	5,065.90	5,065.90	0.00	0.00	0.00	1,518.88	0.00
19/11/2020	02/06/2021	600.00	5,655.22	6,704.78	1,049.56	5,655.22	5,655.22	0.00	0.00	0.00	1,049.56	0.00
18/12/2020	08/06/2021	299.00	2,889.94	3,384.43	494.49	2,889.94	2,889.94	0.00	0.00	0.00	494.49	0.00
18/12/2020	10/06/2021	301.00	2,909.28	3,392.08	482.80	2,909.28	2,909.28	0.00	0.00	0.00	482.80	0.00
		<b>8,600.00</b>	<b>78,940.68</b>	<b>90,202.70</b>	<b>11,262.02</b>	<b>78,940.68</b>	<b>78,940.68</b>	<b>0.00</b>	<b>0.00</b>	<b>0.00</b>	<b>12,917.98</b>	<b>(1,655.96)</b>
<b>SWM.AX - Seven West Media Limited</b>												
25/09/2014	08/03/2021	5,000.00	8,059.22	2,647.70	(5,411.53)	8,059.22	8,059.22	0.00	0.00	0.00	0.00	(5,411.53)
29/12/2014	08/03/2021	6,000.00	8,109.22	3,177.23	(4,931.99)	8,109.22	8,109.22	0.00	0.00	0.00	0.00	(4,931.99)
09/03/2015	08/03/2021	6,000.00	9,190.25	3,177.23	(6,013.02)	9,190.25	9,190.25	0.00	0.00	0.00	0.00	(6,013.02)
08/05/2015	08/03/2021	3,000.00	3,694.61	1,588.62	(2,105.99)	3,694.61	3,694.61	0.00	0.00	0.00	0.00	(2,105.99)
08/05/2015	23/03/2021	3,000.00	3,694.61	1,513.62	(2,180.99)	3,694.61	3,694.61	0.00	0.00	0.00	0.00	(2,180.99)
19/05/2015	23/03/2021	7,000.00	8,409.22	3,531.77	(4,877.45)	8,409.22	8,409.22	0.00	0.00	0.00	0.00	(4,877.45)
09/06/2015	23/03/2021	5,000.00	5,559.22	2,522.70	(3,036.53)	5,559.22	5,559.22	0.00	0.00	0.00	0.00	(3,036.53)
10/07/2015	23/03/2021	5,000.00	4,754.61	2,522.70	(2,231.92)	4,754.61	4,754.61	0.00	0.00	0.00	0.00	(2,231.92)
10/07/2015	16/04/2021	5,000.00	4,754.61	2,547.63	(2,206.99)	4,754.61	4,754.61	0.00	0.00	0.00	0.00	(2,206.99)
11/08/2015	16/04/2021	10,000.00	8,509.22	5,095.25	(3,413.97)	8,509.22	8,509.22	0.00	0.00	0.00	0.00	(3,413.97)
27/01/2016	16/04/2021	5,000.00	4,209.22	2,547.63	(1,661.60)	4,209.22	4,209.22	0.00	0.00	0.00	0.00	(1,661.60)
04/08/2016	21/04/2021	10,000.00	9,011.00	4,945.39	(4,065.61)	9,011.00	9,011.00	0.00	0.00	0.00	0.00	(4,065.61)
05/08/2016	21/04/2021	10,000.00	7,809.17	4,945.39	(2,863.78)	7,809.17	7,809.17	0.00	0.00	0.00	0.00	(2,863.78)

# Joseph Family Superannuation Fund

## Realised Capital Gains Report

For The Period 01 July 2020 - 30 June 2021

Investment		Accounting Treatment				Tax Treatment						
Purchase Contract Date	Disposal Contract Date	Units	Cost	Proceeds	Accounting Profit/(Loss)	Adjusted Cost Base	Reduced Cost Base	Indexed Cost Base	Indexed Gains	Discounted Gains (Gross)	Other Gains	Capital Loss
<b>Shares in Listed Companies (Australian)</b>												
05/08/2016	23/04/2021	2,000.00	1,561.83	1,009.08	(552.76)	1,561.83	1,561.83	0.00	0.00	0.00	0.00	(552.76)
26/08/2016	23/04/2021	12,000.00	9,369.90	6,054.47	(3,315.43)	9,369.90	9,369.90	0.00	0.00	0.00	0.00	(3,315.43)
05/09/2016	23/04/2021	6,000.00	4,684.95	3,027.23	(1,657.72)	4,684.95	4,684.95	0.00	0.00	0.00	0.00	(1,657.72)
05/09/2016	26/04/2021	6,000.00	4,684.95	3,056.31	(1,628.64)	4,684.95	4,684.95	0.00	0.00	0.00	0.00	(1,628.64)
06/10/2016	26/04/2021	4,000.00	3,009.90	2,037.54	(972.36)	3,009.90	3,009.90	0.00	0.00	0.00	0.00	(972.36)
31/10/2016	26/04/2021	5,000.00	3,558.25	2,546.93	(1,011.32)	3,558.25	3,558.25	0.00	0.00	0.00	0.00	(1,011.32)
31/10/2016	26/04/2021	1,000.00	711.65	529.39	(182.26)	711.65	711.65	0.00	0.00	0.00	0.00	(182.26)
04/11/2016	26/04/2021	9,000.00	6,129.90	4,764.47	(1,365.43)	6,129.90	6,129.90	0.00	0.00	0.00	0.00	(1,365.43)
22/02/2018	26/04/2021	5,000.00	2,855.69	2,646.93	(208.77)	2,855.69	2,855.69	0.00	0.00	0.00	0.00	(208.77)
22/02/2018	04/05/2021	4,000.00	2,284.56	1,891.53	(393.03)	2,284.56	2,284.56	0.00	0.00	0.00	0.00	(393.03)
13/11/2018	04/05/2021	1,000.00	736.54	472.88	(263.65)	736.54	736.54	0.00	0.00	0.00	0.00	(263.65)
13/11/2018	05/05/2021	5,000.00	3,682.68	2,371.93	(1,310.76)	3,682.68	3,682.68	0.00	0.00	0.00	0.00	(1,310.76)
20/11/2018	05/05/2021	8,000.00	5,649.22	3,795.08	(1,854.14)	5,649.22	5,649.22	0.00	0.00	0.00	0.00	(1,854.14)
10/12/2018	05/05/2021	2,000.00	1,242.56	948.77	(293.79)	1,242.56	1,242.56	0.00	0.00	0.00	0.00	(293.79)
10/12/2018	12/05/2021	3,939.00	2,447.23	1,526.99	(920.24)	2,447.23	2,447.23	0.00	0.00	0.00	0.00	(920.24)
10/12/2018	13/05/2021	2,061.00	1,280.46	792.30	(488.16)	1,280.46	1,280.46	0.00	0.00	0.00	0.00	(488.16)
19/08/2019	13/05/2021	13,000.00	5,079.22	4,997.54	(81.68)	5,079.22	5,079.22	0.00	0.00	0.00	0.00	(81.68)
02/04/2020	13/05/2021	1,000.00	74.18	384.43	310.25	74.18	74.18	0.00	0.00	310.25	0.00	0.00
02/04/2020	18/05/2021	15,000.00	1,112.71	6,140.78	5,028.07	1,112.71	1,112.71	0.00	0.00	5,028.07	0.00	0.00
02/04/2020	24/05/2021	10,000.00	741.81	4,190.78	3,448.97	741.81	741.81	0.00	0.00	3,448.97	0.00	0.00
02/04/2020	03/06/2021	10,000.00	741.81	4,290.78	3,548.97	741.81	741.81	0.00	0.00	3,548.97	0.00	0.00
02/04/2020	17/06/2021	15,000.00	1,112.71	6,515.78	5,403.07	1,112.71	1,112.71	0.00	0.00	5,403.07	0.00	0.00
		<b>220,000.00</b>	<b>148,516.89</b>	<b>104,754.78</b>	<b>(43,762.18)</b>	<b>148,516.89</b>	<b>148,516.89</b>	<b>0.00</b>	<b>0.00</b>	<b>17,739.33</b>	<b>0.00</b>	<b>(61,501.51)</b>

# Joseph Family Superannuation Fund

## Realised Capital Gains Report

For The Period 01 July 2020 - 30 June 2021

Investment		Accounting Treatment				Tax Treatment						
Purchase Contract Date	Disposal Contract Date	Units	Cost	Proceeds	Accounting Profit/(Loss)	Adjusted Cost Base	Reduced Cost Base	Indexed Cost Base	Indexed Gains	Discounted Gains (Gross)	Other Gains	Capital Loss
<b>Shares in Listed Companies (Australian)</b>												
SXE.AX - Southern Cross Electrical Engineering Ltd												
22/09/2020	09/11/2020	8,000.00	3,969.22	3,430.78	(538.44)	3,969.22	3,969.22	0.00	0.00	0.00	0.00	(538.44)
		<b>8,000.00</b>	<b>3,969.22</b>	<b>3,430.78</b>	<b>(538.44)</b>	<b>3,969.22</b>	<b>3,969.22</b>	<b>0.00</b>	<b>0.00</b>	<b>0.00</b>	<b>0.00</b>	<b>(538.44)</b>
SXL.AX - Southern Cross Media Group Limited												
27/02/2020	05/11/2020	7,000.00	5,049.22	5,049.22	0.00	5,049.22	5,049.22	0.00	0.00	0.00	0.00	0.00
21/02/2020	05/11/2020	5,000.00	4,259.22	4,259.22	0.00	4,259.22	4,259.22	0.00	0.00	0.00	0.00	0.00
12/02/2020	05/11/2020	6,000.00	4,929.22	4,929.22	0.00	4,929.22	4,929.22	0.00	0.00	0.00	0.00	0.00
11/12/2019	05/11/2020	5,000.00	4,459.22	4,459.22	0.00	4,459.22	4,459.22	0.00	0.00	0.00	0.00	0.00
04/05/2020	05/11/2020	44,250.00	27,707.75	27,707.75	0.00	27,707.75	27,707.75	0.00	0.00	0.00	0.00	0.00
24/02/2020	05/11/2020	7,000.00	5,469.22	5,469.22	0.00	5,469.22	5,469.22	0.00	0.00	0.00	0.00	0.00
04/05/2020	03/05/2021	1,250.00	4,377.44	2,240.10	(2,137.34)	4,377.44	4,377.44	0.00	0.00	0.00	0.00	(2,137.34)
04/05/2020	03/05/2021	1,500.00	5,252.93	2,735.10	(2,517.83)	5,252.93	5,252.93	0.00	0.00	0.00	0.00	(2,517.83)
04/05/2020	05/05/2021	5,500.00	19,260.73	10,000.10	(9,260.63)	19,260.73	19,260.73	0.00	0.00	0.00	0.00	(9,260.63)
		<b>82,500.00</b>	<b>80,764.95</b>	<b>66,849.15</b>	<b>(13,915.80)</b>	<b>80,764.95</b>	<b>80,764.95</b>	<b>0.00</b>	<b>0.00</b>	<b>0.00</b>	<b>0.00</b>	<b>(13,915.80)</b>
TLS.AX - Telstra Corporation Limited												
14/08/2014	24/02/2021	751.00	4,164.42	2,355.83	(1,808.59)	4,164.42	4,164.42	0.00	0.00	0.00	0.00	(1,808.59)
29/06/2015	24/02/2021	192.00	1,163.02	602.29	(560.73)	1,163.02	1,163.02	0.00	0.00	0.00	0.00	(560.73)
11/11/2016	24/02/2021	757.00	3,681.35	2,374.65	(1,306.70)	3,681.35	3,681.35	0.00	0.00	0.00	0.00	(1,306.70)
20/02/2017	24/02/2021	1,200.00	5,903.00	3,764.31	(2,138.69)	5,903.00	5,903.00	0.00	0.00	0.00	0.00	(2,138.69)
06/03/2017	24/02/2021	100.00	455.90	313.69	(142.21)	455.90	455.90	0.00	0.00	0.00	0.00	(142.21)
06/03/2017	25/02/2021	1,000.00	4,559.00	3,147.80	(1,411.20)	4,559.00	4,559.00	0.00	0.00	0.00	0.00	(1,411.20)
18/04/2017	25/02/2021	1,000.00	4,279.90	3,147.80	(1,132.10)	4,279.90	4,279.90	0.00	0.00	0.00	0.00	(1,132.10)

# Joseph Family Superannuation Fund

## Realised Capital Gains Report

For The Period 01 July 2020 - 30 June 2021

Investment		Accounting Treatment				Tax Treatment						
Purchase Contract Date	Disposal Contract Date	Units	Cost	Proceeds	Accounting Profit/(Loss)	Adjusted Cost Base	Reduced Cost Base	Indexed Cost Base	Indexed Gains	Discounted Gains (Gross)	Other Gains	Capital Loss
<b>Shares in Listed Companies (Australian)</b>												
21/08/2017	25/02/2021	1,000.00	3,950.25	3,147.80	(802.45)	3,950.25	3,950.25	0.00	0.00	0.00	0.00	(802.45)
24/01/2018	25/02/2021	1,000.00	3,590.25	3,147.80	(442.45)	3,590.25	3,590.25	0.00	0.00	0.00	0.00	(442.45)
30/01/2018	25/02/2021	1,000.00	3,560.25	3,147.80	(412.45)	3,560.25	3,560.25	0.00	0.00	0.00	0.00	(412.45)
14/02/2018	17/03/2021	1,000.00	3,490.25	3,166.31	(323.94)	3,490.25	3,490.25	0.00	0.00	0.00	0.00	(323.94)
28/03/2018	17/03/2021	1,500.00	4,807.69	4,749.47	(58.22)	4,807.69	4,807.69	0.00	0.00	0.00	0.00	(58.22)
		<b>10,500.00</b>	<b>43,605.28</b>	<b>33,065.55</b>	<b>(10,539.73)</b>	<b>43,605.28</b>	<b>43,605.28</b>	<b>0.00</b>	<b>0.00</b>	<b>0.00</b>	<b>0.00</b>	<b>(10,539.73)</b>
TPG.AX - TPG Telecom Limited.												
06/10/2016	16/07/2020	300.00	2,525.94	2,514.23	(11.71)	2,525.94	2,525.94	0.00	0.00	0.00	0.00	(11.71)
23/09/2016	16/07/2020	700.00	6,246.90	5,866.55	(380.35)	6,246.90	6,246.90	0.00	0.00	0.00	0.00	(380.35)
19/10/2016	20/07/2020	100.00	756.24	834.08	77.84	756.24	756.24	0.00	0.00	77.84	0.00	0.00
07/10/2016	20/07/2020	700.00	5,574.90	5,838.55	263.65	5,574.90	5,574.90	0.00	0.00	263.65	0.00	0.00
06/10/2016	20/07/2020	200.00	1,683.96	1,668.16	(15.80)	1,683.96	1,683.96	0.00	0.00	0.00	0.00	(15.80)
31/10/2016	10/08/2020	300.00	2,133.71	2,484.23	350.52	2,133.71	2,133.71	0.00	0.00	350.52	0.00	0.00
19/10/2016	10/08/2020	700.00	5,293.66	5,796.55	502.88	5,293.66	5,293.66	0.00	0.00	502.88	0.00	0.00
23/09/2016	31/08/2020	1,000.00	8,659.90	8,380.78	(279.12)	8,659.90	8,659.90	0.00	0.00	0.00	0.00	(279.12)
		<b>4,000.00</b>	<b>32,875.21</b>	<b>33,383.13</b>	<b>507.91</b>	<b>32,875.21</b>	<b>32,875.21</b>	<b>0.00</b>	<b>0.00</b>	<b>1,194.89</b>	<b>0.00</b>	<b>(686.98)</b>
TUA.AX - Tuas Limited												
13/07/2020	11/08/2020	9,738.00	6,620.87	6,510.04	(110.83)	6,620.87	6,620.87	0.00	0.00	0.00	0.00	(110.83)
		<b>9,738.00</b>	<b>6,620.87</b>	<b>6,510.04</b>	<b>(110.83)</b>	<b>6,620.87</b>	<b>6,620.87</b>	<b>0.00</b>	<b>0.00</b>	<b>0.00</b>	<b>0.00</b>	<b>(110.83)</b>
VOC.AX - Vocus Communications Limited												
02/12/2016	14/09/2020	1,500.00	6,129.90	5,678.09	(451.82)	6,129.90	6,129.90	0.00	0.00	0.00	0.00	(451.82)
19/12/2016	14/09/2020	500.00	1,933.30	1,892.70	(40.61)	1,933.30	1,933.30	0.00	0.00	0.00	0.00	(40.61)

**Joseph Family Superannuation Fund**  
**Realised Capital Gains Report**

For The Period 01 July 2020 - 30 June 2021

Investment		Accounting Treatment				Tax Treatment						
Purchase Contract Date	Disposal Contract Date	Units	Cost	Proceeds	Accounting Profit/(Loss)	Adjusted Cost Base	Reduced Cost Base	Indexed Cost Base	Indexed Gains	Discounted Gains (Gross)	Other Gains	Capital Loss
<b>Shares in Listed Companies (Australian)</b>												
19/12/2016	06/11/2020	1,000.00	3,866.60	3,986.28	119.68	3,866.60	3,866.60	0.00	0.00	119.68	0.00	0.00
24/03/2017	06/11/2020	1,000.00	4,189.90	3,986.28	(203.62)	4,189.90	4,189.90	0.00	0.00	0.00	0.00	(203.62)
18/04/2017	06/11/2020	1,000.00	3,457.62	3,986.28	528.67	3,457.62	3,457.62	0.00	0.00	528.67	0.00	0.00
18/04/2017	09/11/2020	300.00	1,037.28	1,213.62	176.33	1,037.28	1,037.28	0.00	0.00	176.33	0.00	0.00
19/04/2017	09/11/2020	1,400.00	4,573.90	5,663.55	1,089.65	4,573.90	4,573.90	0.00	0.00	1,089.65	0.00	0.00
20/04/2017	09/11/2020	300.00	913.86	1,213.62	299.76	913.86	913.86	0.00	0.00	299.76	0.00	0.00
20/04/2017	10/11/2020	1,300.00	3,960.04	5,324.01	1,363.96	3,960.04	3,960.04	0.00	0.00	1,363.96	0.00	0.00
05/05/2017	10/11/2020	700.00	1,718.47	2,866.77	1,148.31	1,718.47	1,718.47	0.00	0.00	1,148.31	0.00	0.00
05/05/2017	11/11/2020	1,300.00	3,191.44	5,337.01	2,145.57	3,191.44	3,191.44	0.00	0.00	2,145.57	0.00	0.00
24/08/2017	11/11/2020	700.00	1,888.98	2,873.77	984.79	1,888.98	1,888.98	0.00	0.00	984.79	0.00	0.00
24/08/2017	13/11/2020	500.00	1,349.27	2,113.42	764.15	1,349.27	1,349.27	0.00	0.00	764.15	0.00	0.00
28/08/2017	13/11/2020	1,500.00	3,760.25	6,340.27	2,580.02	3,760.25	3,760.25	0.00	0.00	2,580.02	0.00	0.00
05/09/2017	13/11/2020	1,000.00	2,264.61	4,226.85	1,962.24	2,264.61	2,264.61	0.00	0.00	1,962.24	0.00	0.00
05/09/2017	19/11/2020	1,000.00	2,264.61	4,305.39	2,040.78	2,264.61	2,264.61	0.00	0.00	2,040.78	0.00	0.00
23/02/2018	19/11/2020	1,000.00	2,425.13	4,305.39	1,880.27	2,425.13	2,425.13	0.00	0.00	1,880.27	0.00	0.00
23/02/2018	08/01/2021	1,000.00	2,425.13	4,185.39	1,760.27	2,425.13	2,425.13	0.00	0.00	1,760.27	0.00	0.00
05/03/2018	08/01/2021	1,000.00	2,405.13	4,185.39	1,780.27	2,405.13	2,405.13	0.00	0.00	1,780.27	0.00	0.00
05/03/2018	20/01/2021	1,000.00	2,405.13	4,215.39	1,810.27	2,405.13	2,405.13	0.00	0.00	1,810.27	0.00	0.00
06/03/2018	20/01/2021	1,000.00	2,355.13	4,215.39	1,860.27	2,355.13	2,355.13	0.00	0.00	1,860.27	0.00	0.00
06/03/2018	20/01/2021	1,000.00	2,355.13	4,255.39	1,900.27	2,355.13	2,355.13	0.00	0.00	1,900.27	0.00	0.00
07/03/2018	20/01/2021	1,000.00	2,244.10	4,255.39	2,011.29	2,244.10	2,244.10	0.00	0.00	2,011.29	0.00	0.00
07/03/2018	22/01/2021	1,500.00	3,366.15	6,443.09	3,076.94	3,366.15	3,366.15	0.00	0.00	3,076.94	0.00	0.00
04/04/2018	22/01/2021	500.00	1,121.84	2,147.70	1,025.85	1,121.84	1,121.84	0.00	0.00	1,025.85	0.00	0.00



# Joseph Family Superannuation Fund

## Realised Capital Gains Report

For The Period 01 July 2020 - 30 June 2021

Investment		Accounting Treatment				Tax Treatment						
Purchase Contract Date	Disposal Contract Date	Units	Cost	Proceeds	Accounting Profit/(Loss)	Adjusted Cost Base	Reduced Cost Base	Indexed Cost Base	Indexed Gains	Discounted Gains (Gross)	Other Gains	Capital Loss
<b>Shares in Listed Companies (Australian)</b>												
04/04/2018	02/02/2021	2,000.00	4,487.38	8,410.78	3,923.40	4,487.38	4,487.38	0.00	0.00	3,923.40	0.00	0.00
06/04/2018	05/02/2021	2,000.00	4,409.22	8,750.78	4,341.56	4,409.22	4,409.22	0.00	0.00	4,341.56	0.00	0.00
05/06/2019	08/02/2021	1,000.00	3,706.83	5,200.78	1,493.95	3,706.83	3,706.83	0.00	0.00	1,493.95	0.00	0.00
05/06/2019	22/06/2021	500.00	1,853.42	2,743.08	889.67	1,853.42	1,853.42	0.00	0.00	889.67	0.00	0.00
05/06/2019	22/06/2021	1,500.00	5,560.25	8,229.25	2,669.00	5,560.25	5,560.25	0.00	0.00	2,669.00	0.00	0.00
17/06/2019	22/06/2021	2,000.00	6,009.22	10,972.33	4,963.11	6,009.22	6,009.22	0.00	0.00	4,963.11	0.00	0.00
17/06/2019	22/06/2021	2,000.00	6,109.22	10,972.33	4,863.11	6,109.22	6,109.22	0.00	0.00	4,863.11	0.00	0.00
		<b>35,000.00</b>	<b>99,738.44</b>	<b>154,495.76</b>	<b>54,757.36</b>	<b>99,738.44</b>	<b>99,738.44</b>	<b>0.00</b>	<b>0.00</b>	<b>55,453.41</b>	<b>0.00</b>	<b>(696.05)</b>
<b>WAM.AX - WAM Capital Limited</b>												
28/02/2020	19/11/2020	4,000.00	8,489.22	8,953.33	464.11	8,489.22	8,489.22	0.00	0.00	0.00	464.11	0.00
09/03/2020	19/11/2020	4,000.00	8,289.22	8,953.33	664.11	8,289.22	8,289.22	0.00	0.00	0.00	664.11	0.00
09/03/2020	19/11/2020	4,000.00	8,289.22	8,993.29	704.07	8,289.22	8,289.22	0.00	0.00	0.00	704.07	0.00
10/03/2020	19/11/2020	4,000.00	7,849.22	8,993.29	1,144.07	7,849.22	7,849.22	0.00	0.00	0.00	1,144.07	0.00
12/03/2020	31/05/2021	4,000.00	7,929.22	8,893.29	964.07	7,929.22	7,929.22	0.00	0.00	964.07	0.00	0.00
13/03/2020	31/05/2021	1,500.00	2,734.61	3,334.99	600.38	2,734.61	2,734.61	0.00	0.00	600.38	0.00	0.00
13/03/2020	07/06/2021	1,500.00	2,734.61	3,312.23	577.62	2,734.61	2,734.61	0.00	0.00	577.62	0.00	0.00
23/03/2020	07/06/2021	3,000.00	4,869.22	6,624.47	1,755.25	4,869.22	4,869.22	0.00	0.00	1,755.25	0.00	0.00
23/06/2020	07/06/2021	500.00	921.54	1,104.08	182.54	921.54	921.54	0.00	0.00	0.00	182.54	0.00
		<b>26,500.00</b>	<b>52,106.08</b>	<b>59,162.30</b>	<b>7,056.22</b>	<b>52,106.08</b>	<b>52,106.08</b>	<b>0.00</b>	<b>0.00</b>	<b>3,897.32</b>	<b>3,158.90</b>	<b>0.00</b>
<b>WEB.AX - Webjet Limited</b>												
16/04/2020	17/02/2021	2,500.00	6,559.22	11,940.78	5,381.56	6,559.22	6,559.22	0.00	0.00	0.00	5,381.56	0.00
		<b>2,500.00</b>	<b>6,559.22</b>	<b>11,940.78</b>	<b>5,381.56</b>	<b>6,559.22</b>	<b>6,559.22</b>	<b>0.00</b>	<b>0.00</b>	<b>0.00</b>	<b>5,381.56</b>	<b>0.00</b>

# Joseph Family Superannuation Fund

## Realised Capital Gains Report

For The Period 01 July 2020 - 30 June 2021

Investment		Accounting Treatment				Tax Treatment						
Purchase Contract Date	Disposal Contract Date	Units	Cost	Proceeds	Accounting Profit/(Loss)	Adjusted Cost Base	Reduced Cost Base	Indexed Cost Base	Indexed Gains	Discounted Gains (Gross)	Other Gains	Capital Loss
<b>Shares in Listed Companies (Australian)</b>												
WMI.AX - Wam Microcap Limited												
21/09/2020	09/11/2020	5,000.00	7,609.22	8,040.78	431.56	7,609.22	7,609.22	0.00	0.00	0.00	431.56	0.00
22/09/2020	10/11/2020	5,000.00	7,534.22	7,790.78	256.56	7,534.22	7,534.22	0.00	0.00	0.00	256.56	0.00
22/09/2020	11/11/2020	5,000.00	7,559.22	7,965.78	406.56	7,559.22	7,559.22	0.00	0.00	0.00	406.56	0.00
01/02/2021	28/04/2021	3,100.00	5,434.22	5,973.78	539.56	5,434.22	5,434.22	0.00	0.00	0.00	539.56	0.00
		<b>18,100.00</b>	<b>28,136.88</b>	<b>29,771.12</b>	<b>1,634.24</b>	<b>28,136.88</b>	<b>28,136.88</b>	<b>0.00</b>	<b>0.00</b>	<b>0.00</b>	<b>1,634.24</b>	<b>0.00</b>
WPL.AX - Woodside Petroleum Limited												
18/04/2013	19/03/2021	250.00	9,009.00	6,045.78	(2,963.22)	9,009.00	9,009.00	0.00	0.00	0.00	0.00	(2,963.22)
		<b>250.00</b>	<b>9,009.00</b>	<b>6,045.78</b>	<b>(2,963.22)</b>	<b>9,009.00</b>	<b>9,009.00</b>	<b>0.00</b>	<b>0.00</b>	<b>0.00</b>	<b>0.00</b>	<b>(2,963.22)</b>
WPP.AX - WPP Aunz Ltd												
04/07/2018	18/05/2021	5,000.00	111,603.35	97,500.00	(14,103.35)	4,759.22	4,759.22	0.00	0.00	0.00	0.00	(2,259.22)
06/07/2018	18/05/2021	3,951.00	0.00	0.00	0.00	3,723.16	3,723.16	0.00	0.00	0.00	0.00	(1,747.66)
10/07/2018	18/05/2021	5,049.00	0.00	0.00	0.00	4,780.53	4,780.53	0.00	0.00	0.00	0.00	(2,256.03)
11/07/2018	18/05/2021	6,000.00	0.00	0.00	0.00	5,619.22	5,619.22	0.00	0.00	0.00	0.00	(2,619.22)
13/07/2018	18/05/2021	6,000.00	0.00	0.00	0.00	5,529.22	5,529.22	0.00	0.00	0.00	0.00	(2,529.22)
14/08/2018	18/05/2021	6,000.00	0.00	0.00	0.00	5,439.22	5,439.22	0.00	0.00	0.00	0.00	(2,439.22)
21/08/2018	18/05/2021	6,000.00	0.00	0.00	0.00	5,409.22	5,409.22	0.00	0.00	0.00	0.00	(2,409.22)
27/08/2018	18/05/2021	6,000.00	0.00	0.00	0.00	5,409.22	5,409.22	0.00	0.00	0.00	0.00	(2,409.22)
31/08/2018	18/05/2021	6,000.00	0.00	0.00	0.00	5,229.22	5,229.22	0.00	0.00	0.00	0.00	(2,229.22)
23/10/2018	18/05/2021	9,000.00	0.00	0.00	0.00	4,510.25	4,510.25	0.00	0.00	0.00	0.00	(10.25)
23/10/2018	18/05/2021	8,000.00	0.00	0.00	0.00	4,770.25	4,770.25	0.00	0.00	0.00	0.00	(770.25)
24/12/2018	18/05/2021	6,022.00	0.00	0.00	0.00	2,779.34	2,779.34	0.00	0.00	231.66	0.00	0.00

**Joseph Family Superannuation Fund**  
**Realised Capital Gains Report**

For The Period 01 July 2020 - 30 June 2021

Investment		Accounting Treatment				Tax Treatment						
Purchase Contract Date	Disposal Contract Date	Units	Cost	Proceeds	Accounting Profit/(Loss)	Adjusted Cost Base	Reduced Cost Base	Indexed Cost Base	Indexed Gains	Discounted Gains (Gross)	Other Gains	Capital Loss
<b>Shares in Listed Companies (Australian)</b>												
05/06/2019	18/05/2021	9,978.00	0.00	0.00	0.00	4,899.47	4,899.47	0.00	0.00	89.53	0.00	0.00
20/06/2019	18/05/2021	12,000.00	0.00	0.00	0.00	5,529.22	5,529.22	0.00	0.00	470.78	0.00	0.00
20/02/2020	18/05/2021	10,000.00	0.00	0.00	0.00	5,459.22	5,459.22	0.00	0.00	0.00	0.00	(459.22)
24/02/2020	18/05/2021	10,000.00	0.00	0.00	0.00	6,109.22	6,109.22	0.00	0.00	0.00	0.00	(1,109.22)
25/02/2020	18/05/2021	10,000.00	0.00	0.00	0.00	6,159.22	6,159.22	0.00	0.00	0.00	0.00	(1,159.22)
09/03/2020	18/05/2021	10,000.00	0.00	0.00	0.00	5,809.22	5,809.22	0.00	0.00	0.00	0.00	(809.22)
10/06/2020	18/05/2021	15,000.00	0.00	0.00	0.00	5,409.22	5,409.22	0.00	0.00	0.00	2,090.78	0.00
11/06/2020	18/05/2021	15,000.00	0.00	0.00	0.00	5,109.22	5,109.22	0.00	0.00	0.00	2,390.78	0.00
15/06/2020	18/05/2021	15,000.00	0.00	0.00	0.00	4,277.05	4,277.05	0.00	0.00	0.00	3,222.95	0.00
14/08/2020	18/05/2021	15,000.00	0.00	0.00	0.00	4,884.22	4,884.22	0.00	0.00	0.00	2,615.78	0.00
		<b>195,000.00</b>	<b>111,603.35</b>	<b>97,500.00</b>	<b>(14,103.35)</b>	<b>111,603.35</b>	<b>111,603.35</b>	<b>0.00</b>	<b>0.00</b>	<b>791.97</b>	<b>10,320.29</b>	<b>(25,215.61)</b>
		<b>1,500,129.00</b>	<b>1,765,669.33</b>	<b>1,778,267.14</b>	<b>12,597.71</b>	<b>1,765,669.33</b>	<b>1,765,669.33</b>	<b>0.00</b>	<b>0.00</b>	<b>244,094.47</b>	<b>153,596.06</b>	<b>(385,092.82)</b>
		<b>1,503,129.00</b>	<b>1,765,669.33</b>	<b>1,778,350.92</b>	<b>12,681.49</b>	<b>1,765,669.33</b>	<b>1,765,669.33</b>	<b>0.00</b>	<b>0.00</b>	<b>244,178.25</b>	<b>153,596.06</b>	<b>(385,092.82)</b>

# Joseph Family Superannuation Fund

## Members Statement

Tom Cyriac Joseph  
 Unit 3 465 Oxley Drive  
 Runaway Bay, Queensland, 4216, Australia

### Your Details

Date of Birth :	Provided	Nominated Beneficiaries	N/A
Age:	63	Vested Benefits	5,562,278
Tax File Number:	Provided	Total Death Benefit	5,562,278
Date Joined Fund:	05/10/1995	Current Salary	0
Service Period Start Date:	05/10/1995	Previous Salary	0
Date Left Fund:		Disability Benefit	0
Member Code:	JOSTOM00001A		
Account Start Date	05/10/1995		
Account Phase:	Accumulation Phase		
Account Description:	Accumulation		

### Your Balance

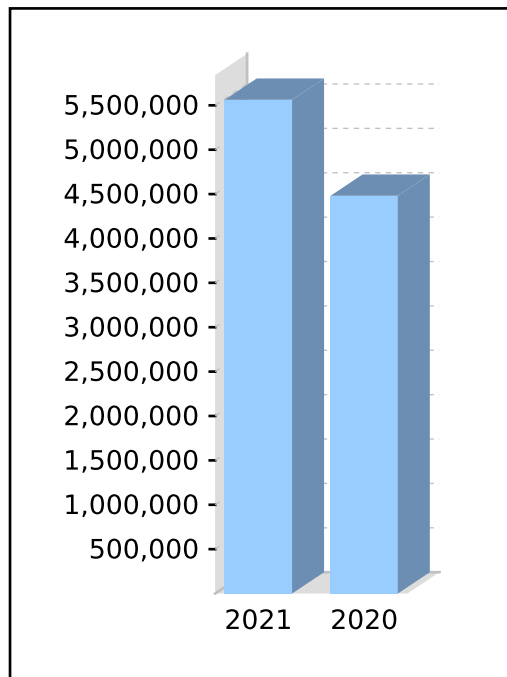
Total Benefits 5,562,278

#### Preservation Components

Preserved 5,517,589  
 Unrestricted Non Preserved 44,690  
 Restricted Non Preserved

#### Tax Components

Tax Free 1,480,635  
 Taxable 4,081,643  
 Investment Earnings Rate 24%



### Your Detailed Account Summary

	This Year	Last Year
Opening balance at 01/07/2020	4,480,770	4,691,222
<b>Increases to Member account during the period</b>		
Employer Contributions	25,000	25,000
Personal Contributions (Concessional)		
Personal Contributions (Non Concessional)		
Government Co-Contributions		
Other Contributions		
Proceeds of Insurance Policies		
Transfers In		
Net Earnings	1,096,893	(200,126)
Internal Transfer In		
<b>Decreases to Member account during the period</b>		
Pensions Paid		
Contributions Tax	3,750	3,750
Income Tax	36,635	31,576
No TFN Excess Contributions Tax		
Excess Contributions Tax		
Refund Excess Contributions		
Division 293 Tax		
Insurance Policy Premiums Paid		
Management Fees		
Member Expenses		
Benefits Paid/Transfers Out		
Superannuation Surcharge Tax		
Internal Transfer Out		
Closing balance at 30/06/2021	5,562,278	4,480,770

**Joseph Family Superannuation Fund**  
**Members Statement**

---

**Trustee's Disclaimer**

This statement has been prepared by the Trustee for the member whose name appears at the top of this statement. Every effort has been made by the Trustee to ensure the accuracy and completeness of this Statement. The Trustee does not accept any liability for any error, omission or misprint. All amounts shown in relation to benefits do not take into account any amounts which may be withheld to satisfy the requirements imposed by the Income Tax Assessment Act 1936.

Signed by all the trustees of the fund

\_\_\_\_\_  
Tom Cyriac Joseph  
Trustee

\_\_\_\_\_  
Sarah Judith Joseph  
Trustee

---

# Joseph Family Superannuation Fund

## Members Statement

Sarah Judith Joseph  
 Unit 3 465 Oxley Drive  
 Runaway Bay, Queensland, 4216, Australia

### Your Details

Date of Birth : Provided  
 Age: 56  
 Tax File Number: Provided  
 Date Joined Fund: 05/10/1995  
 Service Period Start Date: 05/10/1995  
 Date Left Fund:  
 Member Code: JOSSAR00001A  
 Account Start Date: 05/10/1995  
 Account Phase: Accumulation Phase  
 Account Description: Accumulation

Nominated Beneficiaries N/A  
 Vested Benefits 2,796,113  
 Total Death Benefit 2,796,113  
 Current Salary 0  
 Previous Salary 0  
 Disability Benefit 0

### Your Balance

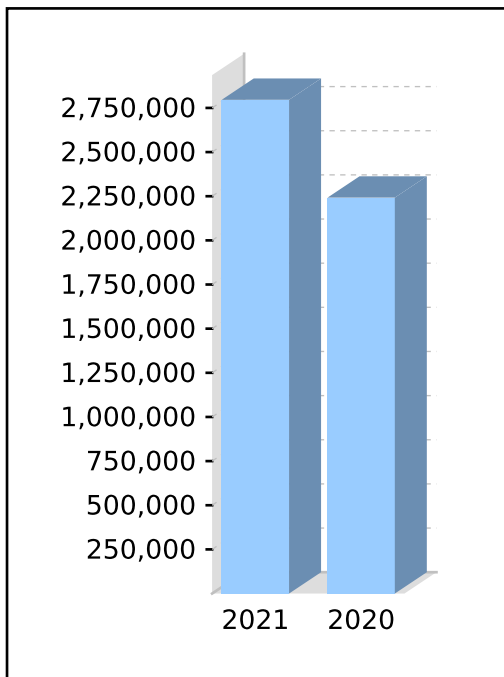
Total Benefits 2,796,113

#### Preservation Components

Preserved 2,796,113  
 Unrestricted Non Preserved  
 Restricted Non Preserved

#### Tax Components

Tax Free 630,337  
 Taxable 2,165,776  
 Investment Earnings Rate 24%



### Your Detailed Account Summary

	This Year	Last Year
Opening balance at 01/07/2020	2,241,945	2,336,633
<u>Increases to Member account during the period</u>		
Employer Contributions	25,000	25,000
Personal Contributions (Concessional)		
Personal Contributions (Non Concessional)		
Government Co-Contributions		
Other Contributions		
Proceeds of Insurance Policies		
Transfers In		
Net Earnings	551,332	(100,138)
Internal Transfer In		
<u>Decreases to Member account during the period</u>		
Pensions Paid		
Contributions Tax	3,750	3,750
Income Tax	18,414	15,800
No TFN Excess Contributions Tax		
Excess Contributions Tax		
Refund Excess Contributions		
Division 293 Tax		
Insurance Policy Premiums Paid		
Management Fees		
Member Expenses		
Benefits Paid/Transfers Out		
Superannuation Surcharge Tax		
Internal Transfer Out		
Closing balance at 30/06/2021	2,796,113	2,241,945

**Joseph Family Superannuation Fund**  
**Members Statement**

---

**Trustee's Disclaimer**

This statement has been prepared by the Trustee for the member whose name appears at the top of this statement. Every effort has been made by the Trustee to ensure the accuracy and completeness of this Statement. The Trustee does not accept any liability for any error, omission or misprint. All amounts shown in relation to benefits do not take into account any amounts which may be withheld to satisfy the requirements imposed by the Income Tax Assessment Act 1936.

Signed by all the trustees of the fund

\_\_\_\_\_  
Tom Cyriac Joseph  
Trustee

\_\_\_\_\_  
Sarah Judith Joseph  
Trustee

---

# Self-managed superannuation fund annual return **2021**

## Who should complete this annual return?

Only self-managed superannuation funds (SMSFs) can complete this annual return. All other funds must complete the *Fund income tax return 2021* (NAT 71287).

- ❗ The *Self-managed superannuation fund annual return instructions 2021* (NAT 71606) (the instructions) can assist you to complete this annual return.
- ➡ The SMSF annual return cannot be used to notify us of a change in fund membership. You must update fund details via [ABR.gov.au](http://ABR.gov.au) or complete the Change of details for superannuation entities form (NAT 3036).

## To complete this annual return

- Print clearly, using a BLACK pen only.
  - Use BLOCK LETTERS and print one character per box.
- 
- Place  in ALL applicable boxes.

- ➡ Postal address for annual returns:

**Australian Taxation Office**  
**GPO Box 9845**  
**[insert the name and postcode**  
**of your capital city]**

For example;

**Australian Taxation Office**  
**GPO Box 9845**  
**SYDNEY NSW 2001**

## Section A: Fund information

### 1 Tax file number (TFN)

- ❗ The ATO is authorised by law to request your TFN. You are not obliged to quote your TFN but not quoting it could increase the chance of delay or error in processing your annual return. See the Privacy note in the Declaration.

- ➡ To assist processing, write the fund's TFN at the top of pages 3, 5, 7 and 9.

### 2 Name of self-managed superannuation fund (SMSF)

### 3 Australian business number (ABN) (if applicable)

### 4 Current postal address

Suburb/town

State/territory

Postcode

### 5 Annual return status

Is this an amendment to the SMSF's 2021 return?

**A** No Yes

Is this the first required return for a newly registered SMSF?

**B** No Yes



**6 SMSF auditor**

Auditor's name

Title: Mr  Mrs  Miss  Ms  Other

Family name

First given name

Other given names

SMSF Auditor Number

Auditor's phone number

Postal address

Suburb/town

State/territory

Postcode

Date audit was completed **A**      Day / Month / YearWas Part A of the audit report qualified?      **B** No      YesWas Part B of the audit report qualified?      **C** No      YesIf Part B of the audit report was qualified,  
have the reported issues been rectified?      **D** No      Yes**7 Electronic funds transfer (EFT)**

We need your self-managed super fund's financial institution details to pay any super payments and tax refunds owing to you.

**A Fund's financial institution account details**

This account is used for super contributions and rollovers. Do not provide a tax agent account here.

Fund BSB number

Fund account number

Fund account name

I would like my tax refunds made to this account.      **Go to C.****B Financial institution account details for tax refunds**

This account is used for tax refunds. You can provide a tax agent account here.

BSB number

Account number

Account name

**C Electronic service address alias**Provide the electronic service address alias (ESA) issued by your SMSF messaging provider.  
(For example, SMSFdataESAAlias). See instructions for more information.

- 8 Status of SMSF** Australian superannuation fund **A** No Yes Fund benefit structure **B** Code  
 Does the fund trust deed allow acceptance of the Government's Super Co-contribution and Low Income Super Amounts? **C** No Yes

**9 Was the fund wound up during the income year?**

- No Yes **▶** If yes, provide the date on which the fund was wound up Day / Month / Year **▶** Have all tax lodgment and payment obligations been met? No Yes

**10 Exempt current pension income**

Did the fund pay retirement phase superannuation income stream benefits to one or more members in the income year?

- To claim a tax exemption for current pension income, you must pay at least the minimum benefit payment under the law. Record exempt current pension income at Label **A**.

No **▶** Go to Section B: Income.

Yes **▶** Exempt current pension income amount **A** \$

Which method did you use to calculate your exempt current pension income?

Segregated assets method **B**

Unsegregated assets method **C** **▶** Was an actuarial certificate obtained? **D** Yes

Did the fund have any other income that was assessable?

**E** Yes **▶** Go to Section B: Income.

No **▶** Choosing 'No' means that you do not have any assessable income, including no-TFN quoted contributions. Go to Section C: Deductions and non-deductible expenses. (Do **not** complete Section B: Income.)

- If you are entitled to claim any tax offsets, you can list these at Section D: Income tax calculation statement.

## Section B: Income

**Do not complete this section** if all superannuation interests in the SMSF were supporting superannuation income streams in the retirement phase for the **entire year**, there was **no** other income that was assessable, and you **have not** realised a deferred notional gain. If you are entitled to claim any tax offsets, you can record these at Section D: Income tax calculation statement.

### 11 Income

Did you have a capital gains tax (CGT) event during the year? **G** No Yes

If the total capital loss or total capital gain is greater than \$10,000 or you elected to use the transitional CGT relief in 2017 and the deferred notional gain has been realised, complete and attach a *Capital gains tax (CGT) schedule 2021*.

Have you applied an exemption or rollover? **M** No Yes

Code

Net capital gain **A** \$

Gross rent and other leasing and hiring income **B** \$

Gross interest **C** \$

Forestry managed investment scheme income **X** \$

Gross foreign income <b>D1</b> \$	Net foreign income <b>D</b> \$	Loss <input type="text"/>
-----------------------------------	--------------------------------	---------------------------

Australian franking credits from a New Zealand company **E** \$

Transfers from foreign funds **F** \$

Number

Gross payments where ABN not quoted **H** \$

Gross distribution from partnerships **I** \$

Loss

\*Unfranked dividend amount **J** \$

\*Franked dividend amount **K** \$

\*Dividend franking credit **L** \$

\*Gross trust distributions **M** \$

Code

<b>Calculation of assessable contributions</b>	
Assessable employer contributions	
<b>R1</b> \$	
plus Assessable personal contributions	
<b>R2</b> \$	
plus **No-TFN-quoted contributions	
<b>R3</b> \$	
<i>(an amount must be included even if it is zero)</i>	
less Transfer of liability to life insurance company or PST	
<b>R6</b> \$	

**Assessable contributions**  
**R** \$  
(**R1** plus **R2** plus **R3** less **R6**)

<b>Calculation of non-arm's length income</b>	
*Net non-arm's length private company dividends	
<b>U1</b> \$	
plus *Net non-arm's length trust distributions	
<b>U2</b> \$	
plus *Net other non-arm's length income	
<b>U3</b> \$	

\*Other income **S** \$

\*Assessable income due to changed tax status of fund **T** \$

**Net non-arm's length income**  
**U** \$  
(subject to 45% tax rate)  
(**U1** plus **U2** plus **U3**)

Code

#This is a mandatory label.  
\*If an amount is entered at this label, check the instructions to ensure the correct tax treatment has been applied.

<b>GROSS INCOME</b> (Sum of labels <b>A</b> to <b>U</b> ) <b>W</b> \$	Loss <input type="text"/>
--	---------------------------

Exempt current pension income **Y** \$

<b>TOTAL ASSESSABLE INCOME</b> ( <b>W</b> less <b>Y</b> ) <b>V</b> \$	Loss <input type="text"/>
---	---------------------------

## Section C: Deductions and non-deductible expenses

### 12 Deductions and non-deductible expenses

- Under 'Deductions' list all expenses and allowances you are entitled to claim a deduction for. Under 'Non-deductible expenses', list all other expenses or normally allowable deductions that you cannot claim as a deduction (for example, all expenses related to exempt current pension income should be recorded in the 'Non-deductible expenses' column).

DEDUCTIONS		NON-DEDUCTIBLE EXPENSES	
Interest expenses within Australia	<b>A1 \$</b>		<b>A2 \$</b>
Interest expenses overseas	<b>B1 \$</b>		<b>B2 \$</b>
Capital works expenditure	<b>D1 \$</b>		<b>D2 \$</b>
Decline in value of depreciating assets	<b>E1 \$</b>		<b>E2 \$</b>
Insurance premiums – members	<b>F1 \$</b>		<b>F2 \$</b>
SMSF auditor fee	<b>H1 \$</b>		<b>H2 \$</b>
Investment expenses	<b>I1 \$</b>		<b>I2 \$</b>
Management and administration expenses	<b>J1 \$</b>		<b>J2 \$</b>
Forestry managed investment scheme expense	<b>U1 \$</b>		<b>U2 \$</b>
Other amounts	<b>L1 \$</b>	Code	<b>L2 \$</b>
Tax losses deducted	<b>M1 \$</b>		

**TOTAL DEDUCTIONS**  
**N \$**  
 (Total **A1** to **M1**)

**TOTAL NON-DEDUCTIBLE EXPENSES**  
**Y \$**  
 (Total **A2** to **L2**)

**#TAXABLE INCOME OR LOSS** Loss  
**O \$**  
 (TOTAL ASSESSABLE INCOME *less*  
 TOTAL DEDUCTIONS)

**TOTAL SMSF EXPENSES**  
**Z \$**  
 (N *plus* Y)

#This is a mandatory label.

## Section D: Income tax calculation statement

### #Important:

Section B label **R3**, Section C label **O** and Section D labels **A, T1, J, T5** and **I** are mandatory. If you leave these labels blank, you will have specified a zero amount.

### 13 Calculation statement

Please refer to the *Self-managed superannuation fund annual return instructions 2021* on how to complete the calculation statement.

#Taxable income	<b>A \$</b>	<i>(an amount must be included even if it is zero)</i>
#Tax on taxable income	<b>T1 \$</b>	<i>(an amount must be included even if it is zero)</i>
#Tax on no-TFN-quoted contributions	<b>J \$</b>	<i>(an amount must be included even if it is zero)</i>

Gross tax **B \$**

*(T1 plus J)*

Foreign income tax offset	
<b>C1 \$</b>	
Rebates and tax offsets	Non-refundable non-carry forward tax offsets
<b>C2 \$</b>	<b>C \$</b>
	<i>(C1 plus C2)</i>

SUBTOTAL 1

**T2 \$**

*(B less C – cannot be less than zero)*

Early stage venture capital limited partnership tax offset	
<b>D1 \$</b>	
Early stage venture capital limited partnership tax offset carried forward from previous year	Non-refundable carry forward tax offsets
<b>D2 \$</b>	<b>D \$</b>
Early stage investor tax offset	<i>(D1 plus D2 plus D3 plus D4)</i>
<b>D3 \$</b>	
Early stage investor tax offset carried forward from previous year	SUBTOTAL 2
<b>D4 \$</b>	<b>T3 \$</b>
	<i>(T2 less D – cannot be less than zero)</i>

Complying fund's franking credits tax offset	
<b>E1 \$</b>	
No-TFN tax offset	
<b>E2 \$</b>	
National rental affordability scheme tax offset	
<b>E3 \$</b>	
Exploration credit tax offset	Refundable tax offsets
<b>E4 \$</b>	<b>E \$</b>
	<i>(E1 plus E2 plus E3 plus E4)</i>

#TAX PAYABLE **T5 \$**

*(T3 less E – cannot be less than zero)*

Section 102AAM interest charge

**G \$**

Credit for interest on early payments – amount of interest	
<b>H1 \$</b>	
Credit for tax withheld – foreign resident withholding (excluding capital gains)	
<b>H2 \$</b>	
Credit for tax withheld – where ABN or TFN not quoted (non-individual)	
<b>H3 \$</b>	
Credit for TFN amounts withheld from payments from closely held trusts	
<b>H5 \$</b>	
Credit for interest on no-TFN tax offset	
<b>H6 \$</b>	
Credit for foreign resident capital gains withholding amounts	
<b>H8 \$</b>	
	<b>Eligible credits</b>
	<b>H \$</b>
	<i>(H1 plus H2 plus H3 plus H5 plus H6 plus H8)</i>

<b>#Tax offset refunds</b> (Remainder of refundable tax offsets)	<b>I \$</b>	<i>(unused amount from label E – an amount must be included even if it is zero)</i>
---	-------------	---

PAYG instalments raised

**K \$**

Supervisory levy

**L \$**

Supervisory levy adjustment for wound up funds

**M \$**

Supervisory levy adjustment for new funds

**N \$**

<b>AMOUNT DUE OR REFUNDABLE</b> A positive amount at <b>S</b> is what you owe, while a negative amount is refundable to you.	<b>S \$</b>	<i>(T5 plus G less H less I less K plus L less M plus N)</i>
---	-------------	--

#This is a mandatory label.

**Section E: Losses****14 Losses**

**!** If total loss is greater than \$100,000, complete and attach a *Losses schedule 2021*.

Tax losses carried forward to later income years **U \$**Net capital losses carried forward to later income years **V \$**

## Section F: Member information

### MEMBER 1

Title: Mr Mrs Miss Ms Other

Family name

First given name

Other given names

### Member's TFN

See the Privacy note in the Declaration.

Date of birth

### Contributions

OPENING ACCOUNT BALANCE \$

**!** Refer to instructions for completing these labels.

Employer contributions

**A \$**

ABN of principal employer

**A1**

Personal contributions

**B \$**

CGT small business retirement exemption

**C \$**

CGT small business 15-year exemption amount

**D \$**

Personal injury election

**E \$**

Spouse and child contributions

**F \$**

Other third party contributions

**G \$**

Proceeds from primary residence disposal

**H \$**

Receipt date Day / Month / Year

**H1**

Assessable foreign superannuation fund amount

**I \$**

Non-assessable foreign superannuation fund amount

**J \$**

Transfer from reserve: assessable amount

**K \$**

Transfer from reserve: non-assessable amount

**L \$**

Contributions from non-complying funds  
and previously non-complying funds

**T \$**

Any other contributions  
(including Super Co-contributions and  
Low Income Super Amounts)

**M \$**

**TOTAL CONTRIBUTIONS N \$**

(Sum of labels **A** to **M**)

### Other transactions

Allocated earnings  
or losses **O \$**

Loss

Accumulation phase account balance

**S1 \$**

Retirement phase account balance  
– Non CDBIS

**S2 \$**

Retirement phase account balance  
– CDBIS

**S3 \$**

Inward  
rollovers and  
transfers **P \$**

Outward  
rollovers and  
transfers **Q \$**

Lump Sum  
payments **R1 \$**

Income  
stream  
payments **R2 \$**

Code

Code

TRIS Count

**CLOSING ACCOUNT BALANCE S \$**

(**S1** plus **S2** plus **S3**)

Accumulation phase value **X1 \$**

Retirement phase value **X2 \$**

Outstanding limited recourse  
borrowing arrangement amount **Y \$**

**MEMBER 2**

Title: Mr Mrs Miss Ms Other

Family name

First given name

Other given names

**Member's TFN**

See the Privacy note in the Declaration.

**Date of birth**

**Contributions**

OPENING ACCOUNT BALANCE \$

**!** Refer to instructions for completing these labels.

Employer contributions

**A \$**

ABN of principal employer

**A1**

Personal contributions

**B \$**

CGT small business retirement exemption

**C \$**

CGT small business 15-year exemption amount

**D \$**

Personal injury election

**E \$**

Spouse and child contributions

**F \$**

Other third party contributions

**G \$**

Proceeds from primary residence disposal

**H \$**

Receipt date Day / Month / Year

**H1**

Assessable foreign superannuation fund amount

**I \$**

Non-assessable foreign superannuation fund amount

**J \$**

Transfer from reserve: assessable amount

**K \$**

Transfer from reserve: non-assessable amount

**L \$**

Contributions from non-complying funds and previously non-complying funds

**T \$**

Any other contributions (including Super Co-contributions and Low Income Super Amounts)

**M \$**

**TOTAL CONTRIBUTIONS N \$**

(Sum of labels **A** to **M**)

**Other transactions**

Allocated earnings or losses **O \$**

Loss

Accumulation phase account balance

**S1 \$**

Inward rollovers and transfers **P \$**

Retirement phase account balance - Non CDBIS

**S2 \$**

Outward rollovers and transfers **Q \$**

Lump Sum payments **R1 \$**

Retirement phase account balance - CDBIS

**S3 \$**

Income stream payments **R2 \$**

Code

Code

TRIS Count

**CLOSING ACCOUNT BALANCE S \$**

(**S1** plus **S2** plus **S3**)

Accumulation phase value **X1 \$**

Retirement phase value **X2 \$**

Outstanding limited recourse borrowing arrangement amount **Y \$**

**OFFICIAL: Sensitive** (when completed)



---

**Section H: Assets and liabilities**
**15 ASSETS****15a Australian managed investments**Listed trusts **A \$**Unlisted trusts **B \$**Insurance policy **C \$**Other managed investments **D \$****15b Australian direct investments**Cash and term deposits **E \$****Limited recourse borrowing arrangements**

Australian residential real property

**J1 \$**

Australian non-residential real property

**J2 \$**

Overseas real property

**J3 \$**

Australian shares

**J4 \$**

Overseas shares

**J5 \$**

Other

**J6 \$**

Property count

**J7**Debt securities **F \$**Loans **G \$**Listed shares **H \$**Unlisted shares **I \$**Limited recourse  
borrowing arrangements **J \$**Non-residential  
real property **K \$**Residential  
real property **L \$**Collectables and  
personal use assets **M \$**Other assets **O \$****15c Other investments**Crypto-Currency **N \$****15d Overseas direct investments**Overseas shares **P \$**Overseas non-residential real property **Q \$**Overseas residential real property **R \$**Overseas managed investments **S \$**Other overseas assets **T \$****TOTAL AUSTRALIAN AND OVERSEAS ASSETS U \$**(Sum of labels **A** to **T**)**15e In-house assets**

Did the fund have a loan to, lease to  
or investment in, related parties  
(known as in-house assets)  
at the end of the income year?

**A** No      Yes      **) \$**

**15f Limited recourse borrowing arrangements**

If the fund had an LRBA were the LRBA borrowings from a licensed financial institution? **A** No  Yes

Did the members or related parties of the fund use personal guarantees or other security for the LRBA? **B** No  Yes

**16 LIABILITIES**

Borrowings for limited recourse borrowing arrangements

**V1 \$**

Permissible temporary borrowings

**V2 \$**

Other borrowings

**V3 \$**Borrowings **V \$**

Total member closing account balances (total of all **CLOSING ACCOUNT BALANCES** from Sections F and G) **W \$**

Reserve accounts **X \$**Other liabilities **Y \$****TOTAL LIABILITIES Z \$****Section I: Taxation of financial arrangements****17 Taxation of financial arrangements (TOFA)**Total TOFA gains **H \$**Total TOFA losses **I \$****Section J: Other information****Family trust election status**

If the trust or fund has made, or is making, a family trust election, write the four-digit **income year specified** of the election (for example, for the 2020–21 income year, write **2021**). **A**


If revoking or varying a family trust election, print **R** for revoke or print **V** for variation, and complete and attach the *Family trust election, revocation or variation 2021*. **B**

**Interposed entity election status**

If the trust or fund has an existing election, write the earliest income year specified. If the trust or fund is making one or more elections this year, write the earliest income year being specified and complete an *Interposed entity election or revocation 2021* for each election. **C**

If revoking an interposed entity election, print **R**, and complete and attach the *Interposed entity election or revocation 2021*. **D**

## Section K: Declarations

 Penalties may be imposed for false or misleading information in addition to penalties relating to any tax shortfalls.

### Important

Before making this declaration check to ensure that all income has been disclosed and the annual return, all attached schedules and any additional documents are true and correct in every detail. If you leave labels blank, you will have specified a zero amount or the label was not applicable to you. If you are in doubt about any aspect of the annual return, place all the facts before the ATO.

### Privacy

The ATO is authorised by the *Taxation Administration Act 1953* to request the provision of tax file numbers (TFNs). We will use the TFN to identify the entity in our records. It is not an offence not to provide the TFN. However if you do not provide the TFN, the processing of this form may be delayed.

Taxation law authorises the ATO to collect information and disclose it to other government agencies. For information about your privacy go to [ato.gov.au/privacy](https://ato.gov.au/privacy)

### TRUSTEE'S OR DIRECTOR'S DECLARATION:

I declare that, the current trustees and directors have authorised this annual return and it is documented as such in the SMSF's records. I have received a copy of the audit report and are aware of any matters raised therein. The information on this annual return, including any attached schedules and additional documentation is true and correct.

Authorised trustee's, director's or public officer's signature

Date Day / Month / Year

### Preferred trustee or director contact details:

Title: Mr Mrs Miss Ms Other

Family name

First given name

Other given names

Phone number

Email address

Non-individual trustee name (if applicable)

ABN of non-individual trustee

Time taken to prepare and complete this annual return **Hrs**

 The Commissioner of Taxation, as Registrar of the Australian Business Register, may use the ABN and business details which you provide on this annual return to maintain the integrity of the register. For further information, refer to the instructions.

### TAX AGENT'S DECLARATION:

I declare that the *Self-managed superannuation fund annual return 2021* has been prepared in accordance with information provided by the trustees, that the trustees have given me a declaration stating that the information provided to me is true and correct, and that the trustees have authorised me to lodge this annual return.

Tax agent's signature

Date Day / Month / Year

### Tax agent's contact details

Title: Mr Mrs Miss Ms Other

Family name

First given name

Other given names

Tax agent's practice

Tax agent's phone number

Reference number

Tax agent number

# Capital gains tax (CGT) schedule

# 202%

### When completing this form

- Print clearly, using a black or dark blue pen only.
- Use BLOCK LETTERS and print one character in each box.

S	M	I	T	H		S	T												
---	---	---	---	---	--	---	---	--	--	--	--	--	--	--	--	--	--	--	--

- Do not use correction fluid or covering stickers.
- Sign next to any corrections with your **full signature** (not initials).

- Use in conjunction with company, trust, fund income tax return or the self-managed superannuation fund annual return.
- Refer to the *Guide to capital gains tax 202F* available on our website at [ato.gov.au](http://ato.gov.au) for instructions on how to complete this schedule.

### Tax file number (TFN)

- ❗ We are authorised by law to request your TFN. You do not have to quote your TFN. However, if you don't it could increase the chance of delay or error in processing your form.

### Australian business number (ABN)

### Taxpayer's name

## 1 Current year capital gains and capital losses

	Capital gain		Capital loss
Shares in companies listed on an Australian securities exchange	<b>A \$</b>		<b>K \$</b>
Other shares	<b>B \$</b>		<b>L \$</b>
Units in unit trusts listed on an Australian securities exchange	<b>C \$</b>		<b>M \$</b>
Other units	<b>D \$</b>		<b>N \$</b>
Real estate situated in Australia	<b>E \$</b>		<b>O \$</b>
Other real estate	<b>F \$</b>		<b>P \$</b>
Amount of capital gains from a trust (including a managed fund)	<b>G \$</b>		
Collectables	<b>H \$</b>		<b>Q \$</b>
Other CGT assets and any other CGT events	<b>I \$</b>		<b>R \$</b>
Amount of capital gain previously deferred under transitional CGT relief for superannuation funds	<b>S \$</b>		
<b>Total current year capital gains</b>	<b>J \$</b>		

Add the amounts at labels **K** to **R** and write the total in item 2 label **A – Total current year capital losses**.

---

**2 Capital losses**Total current year capital losses **A \$**Total current year capital losses applied **B \$**Total prior year net capital losses applied **C \$**Total capital losses transferred in applied  
(only for transfers involving a foreign bank branch or  
permanent establishment of a foreign financial entity) **D \$**Total capital losses applied **E \$**Add amounts at **B**, **C** and **D**.

---

**3 Unapplied net capital losses carried forward**Net capital losses from collectables carried forward to later income years **A \$**Other net capital losses carried forward to later income years **B \$**Add amounts at **A** and **B** and transfer the total  
to label **V – Net capital losses carried forward  
to later income years** on your tax return.

---

**4 CGT discount**Total CGT discount applied **A \$**

---

**5 CGT concessions for small business**Small business active asset reduction **A \$**Small business retirement exemption **B \$**Small business rollover **C \$**Total small business concessions applied **D \$**

---

**6 Net capital gain**Net capital gain **A \$****1J less 2E less 4A less 5D** (cannot be less than  
zero). Transfer the amount at **A** to label **A – Net  
capital gain** on your tax return.

---

**7 Earnout arrangements**

Are you a party to an earnout arrangement? **A** Yes, as a buyer **Yes, as a seller** **No**  
(Print  in the appropriate box.)

**!** If you are a party to more than one earnout arrangement, copy and attach a separate sheet to this schedule providing the details requested here for each additional earnout arrangement.

How many years does the earnout arrangement run for? **B**

What year of that arrangement are you in? **C**

If you are the seller, what is the total estimated capital proceeds from the earnout arrangement? **D** \$

Amount of any capital gain or loss you made under your non-qualifying arrangement in the income year. **E** \$ / <sup>LOSS</sup>

**!** **Request for amendment**

If you received or provided a financial benefit under a look-through earnout right created in an earlier income year and you wish to seek an amendment to that earlier income year, complete the following:

Income year earnout right created **F**

Amended net capital gain or capital losses carried forward **G** \$ / <sup>LOSS</sup>

---

**8 Other CGT information required (if applicable)**

Small business 15 year exemption – exempt capital gains **A** \$ / <sup>CODE</sup>

Capital gains disregarded by a foreign resident **B** \$

Capital gains disregarded as a result of a scrip for scrip rollover **C** \$

Capital gains disregarded as a result of an inter-company asset rollover **D** \$

Capital gains disregarded by a demerging entity **E** \$

---

## Taxpayer's declaration

**!** If the schedule is not lodged with the income tax return you are required to sign and date the schedule.

### Important

Before making this declaration check to ensure that all the information required has been provided on this form and any attachments to this form, and that the information provided is true and correct in every detail. If you are in doubt about any aspect of the tax return, place all the facts before the ATO. The income tax law imposes heavy penalties for false or misleading statements.

### Privacy

Taxation law authorises the ATO to collect information and disclose it to other government agencies. This includes personal information of the person authorised to sign the declaration. For information about your privacy go to [ato.gov.au/privacy](http://ato.gov.au/privacy)

---

*I declare that the information on this form is true and correct.*

Signature

Date

Day

Month

Year

/ /

Contact name

Daytime contact number (include area code)

## Losses schedule

# 202%

Companies and trusts that do not join consolidated groups should complete and attach this schedule to their 202F tax return. Superannuation funds should complete and attach this schedule to their 202F tax return.

Print neatly in BLOCK LETTERS with a black or blue ballpoint pen only. Print one letter or number in each box. Do not use correction fluid or tape.

Place  in all applicable boxes.

Refer to *Losses schedule instructions 202F*, available on our website [ato.gov.au](http://ato.gov.au) for instructions on how to complete this schedule.

Tax file number (TFN)

Name of entity

Australian business number

---

### Part A – Losses carried forward to the 202%-2& income year – excludes film losses

#### 1 Tax losses carried forward to later income years

Year of loss	
200€–2F	<b>B</b>
201J–G€	<b>C</b>
201î –1J	<b>D</b>
201Î –1î	<b>E</b>
201î –1î	<b>F</b>
201Í –1Î and earlier income years	<b>G</b>
<b>Total</b>	<b>U</b>

Transfer the amount at **U** to the **Tax losses carried forward to later income years** label on your tax return.

#### 2 Net capital losses carried forward to later income years

Year of loss	
2020–21	<b>H</b>
2019–20	<b>I</b>
201î –19	<b>J</b>
201î –1î	<b>K</b>
201Î –1î	<b>L</b>
201Í –1Î and earlier income years	<b>M</b>
<b>Total</b>	<b>V</b>

Transfer the amount at **V** to the **Net capital losses carried forward to later income years** label on your tax return.



**Part B – Ownership and business continuity test** – company and listed widely held trust only

Complete item 3 of Part B if a loss is being carried forward to later income years and the business continuity test has to be satisfied in relation to that loss.

Do not complete items 1 or 2 of Part B if, in the 2020–21 income year, no loss has been claimed as a deduction, applied against a net capital gain or, in the case of companies, losses have not been transferred in or out.

**1 Whether continuity of majority ownership test passed**

**Note:** If the entity has deducted, applied, transferred in or transferred out (as applicable) in the 2020–21 income year a loss incurred in any of the listed years, print **X** in the **Yes** or **No** box to indicate whether the entity has satisfied the continuity of majority ownership test in respect of that loss.

Year of loss			
2020–21	<b>A</b>	Yes	No
2019–20	<b>B</b>	Yes	No
2018–19	<b>C</b>	Yes	No
2017–18	<b>D</b>	Yes	No
2016–17	<b>E</b>	Yes	No
2015–16 and earlier income years	<b>F</b>	Yes	No

**2 Amount of losses deducted/applied for which the continuity of majority ownership test is not passed but the business continuity test is satisfied** – excludes film losses

Tax losses **G**

Net capital losses **H**

**3 Losses carried forward for which the business continuity test must be satisfied before they can be deducted/applied in later years** – excludes film losses

Tax losses **I**

Net capital losses **J**

**4 Do current year loss provisions apply?**

Is the company required to calculate its taxable income or tax loss for the year under Subdivision 165-B or its net capital gain or net capital loss for the year under Subdivision 165-CB of the *Income Tax Assessment Act 1997* (ITAA 1997)?

**K** Yes No

**Part C – Unrealised losses** – company only

**Note:** These questions relate to the operation of Subdivision 165-CC of ITAA 1997.

Has a changeover time occurred in relation to the company after 1.00pm by legal time in the Australian Capital Territory on 11 November 1999?

**L** Yes No

If you printed **X** in the **No** box at **L**, do not complete **M**, **N** or **O**.

At the changeover time did the company satisfy the maximum net asset value test under section 152-15 of ITAA 1997?

**M** Yes No

If you printed **X** in the **No** box at **M**, has the company determined it had an unrealised net loss at the changeover time?

**N** Yes No

If you printed **X** in the **Yes** box at **N**, what was the amount of unrealised net loss calculated under section 165-115E of ITAA 1997?

**O**

---

## Part D – Life insurance companies

- Complying superannuation class tax losses carried forward to later income years **P**
- Complying superannuation net capital losses carried forward to later income years **Q**

---

## Part E – Controlled foreign company losses

- Current year CFC losses **M**
- CFC losses deducted **N**
- CFC losses carried forward **O**

---

## Part F – Tax losses reconciliation statement

- Balance of tax losses brought forward from the prior income year **A**
- ADD** Uplift of tax losses of designated infrastructure project entities **B**
- SUBTRACT** Net forgiven amount of debt **C**
- ADD** Tax loss incurred (if any) during current year **D**
- ADD** Tax loss amount from conversion of excess franking offsets **E**
- SUBTRACT** Net exempt income **F**
- SUBTRACT** Tax losses forgone **G**
- SUBTRACT** Tax losses deducted **H**
- SUBTRACT** Tax losses transferred out under Subdivision 170-A  
(only for transfers involving a foreign bank branch or a PE of a foreign financial entity) **I**
- Total tax losses carried forward to later income years **J**

Transfer the amount at **J** to the **Tax losses carried forward to later income years** label on your tax return.

---

**If the schedule is not lodged with the income tax return you are required to sign and date the schedule.**

**Important**

Before making this declaration check to ensure that all the information required has been provided on this form and any attachments to this form, and that the information provided is true and correct in every detail. If you are in doubt about any aspect of the tax return, place all the facts before the ATO. The income tax law imposes heavy penalties for false or misleading statements.

**Privacy**

Taxation law authorises the ATO to collect information and disclose it to other government agencies. This includes personal information of the person authorised to sign the declaration. For information about your privacy go to [ato.gov.au/privacy](http://ato.gov.au/privacy)

**Taxpayer's declaration**

*I declare that the information on this form is true and correct.*

Signature

Date                      Day                      /                      Month                      /                      Year

Contact person

Daytime contact number (include area code)