



**S & P VELDEN SUPERANNUATION FUND**

ABN 78 688 076 259

**Comparative Trial Balance as at 30 June 2020**

	2020	2020	2019	2019
	\$ Dr	\$ Cr	\$ Dr	\$ Cr
<b>Income</b>				
0567		6,859.61	O-1	3,427.55
0575		186.46	N-1	373.03
0600		24,025.09	F-2	107,691.29
0700		1,081.23	P-1	15,425.73
0716.01		24,742.78	M-1	24,580.34
0716.02		6,911.24		4,803.92
0970	37,572.85		E-1	132,668.98
<b>Expenses</b>				
1510	1,763.00			3,700.00
1515	4,413.84			4,021.84
1535				495.00
1545	382.00			887.50
1685	54.00		Q-1 - Q-3	53.00
1755	5,205.31			8,156.51
1760	203.95			11.53
1830	3,798.66			29,543.82
1930	259.00			259.00
1998.01	673.94			5,258.76
1998.02	37.56			1,293.35
1998.03	264.24		B-3.6	
1998.04	193.74			
1999.01	3,711.42			3,687.05
1999.02	1,036.68			720.59

The accompanying notes form part of these financial statements.

## S &amp; P VELDEN SUPERANNUATION FUND

ABN 78 688 076 259

## Comparative Trial Balance as at 30 June 2020


		2020	2020	2019	2019
		\$ Dr	\$ Cr	\$ Dr	\$ Cr
<b>Current Assets</b>					
2000	Westpac - 6531	361.29	D-14	1,582.65	
2001	Westpac - 6558	57,050.82	D-29	116,372.22	
2003	Care portfolio cash account	3,921.68	D-54	7,894.59	
2101	Sundry debtors	27,416.00	A-2.3 #8	27,729.07	
2104	Distribution receivables	2,309.90	O-12	778.05	
<b>Non Current Assets</b>					
2520	Care portfolio investment	269,161.63		112,118.31	
2521	Change in M/V-Care Portfolio	E-16 (\$267,169.87)			
2710	5oz Gold	E-18 12,832.10		10,061.95	
2815	3146 Southbridge Street Memphis USA			99,563.56	
3325	Taxation		C-2 15,638.16		10,292.05
<b>Equity</b>					
4000.01	Opening balance - Members fund		208,719.42		322,360.52
4000.02	Opening balance - Members fund		71,633.71		79,281.84
4000.03	Opening balance - Members fund		81,834.16		
4050.03	Transfers from Accumulation				100,000.00
4050.04	Transfers from Accumulation		60,000.00		
4070.01	Transfers to Transit to Retirement			100,000.00	
4070.02	Transfers to Transit to Retirement	60,000.00			
4080.03	Benefits paid		5,000.00	5,000.00	
4080.04	Benefits paid		A-2.3 #3 6,000.00		
		503,623.61	503,623.61	671,857.33	671,857.33
	<b>Net Profit</b>		<b>4,236.22</b>	<b>34,455.07</b>	

The accompanying notes form part of these financial statements.

Detail Job

Discussion for Job : S and P Velden Superfund

Email : farrell.m@dbaker.com.au

Client	Time	Status	Note	Edit	File
D Baker & Associates Chartered Accountants and Business Advisors	04/05/2021 14:11:12	New Job	Please find documents to prepare the working paper file and tax return for this fund. Please note the property was sold during the year and we enclose the paperwork for the purchase and sale. wait to receive final file		

## Detail Job

Discussion for Job : S and P Velden Superfund

Email : farrell.m@dbaker.com.au

Client	Time	Status	Note	Edit	File
D Baker & Associates Chartered Accountants and Business Advisors	05/05/2021 11:35:32	Additional documents	Please note that S velden TTR to remain for the june 2020 year and also his accumulation side of the fund. also P velden need to have \$60,000 put into a TTR from 5/9/2019. Please show the transfer from her Accumulation fund. The Balance to remain in qaccumulation for her. She should have drawn the pension down for the year. Let me know if you have any wquestions		

## Query List

<b>Client</b>	<b>DBaker</b>
<b>End Client</b>	<b>S &amp; P Velden Super Fund</b>
<b>Year</b>	<b>2020</b>
<b>Query date</b>	<b>17-May-21</b>

Item No.	Account	Query	Answer
1	Employer Contribution	Please refer to spreadsheet attached and confirm whether \$24,742.78 employer contribution for Stephen and \$6,911.24 employer contribution for Pauline was correct.  Otherwise, please advise. <a href="#">Contribution</a>	Correct
2	Rent	Please provide us with the monthly rental statement of the property 3146 Southbridge for the periods below to reconcile correctly: - From 01/08/2019 - 31/08/2019. - From 01/09/2019 - 30/09/2019. - From 01/10/2019 - 31/10/2019. - From 01/11/2019 - 20/11/2019 (sold date)	See attached statements. Property was not rented in Aug 19, see email reply from client
3	Pension	There was total of \$11,000 pension payment withdrawn from Westpac #6531. Please note that it was be split for two members as below: - Stephen: \$5,000 on 01/07/2019. - Pauline: \$6,000 on 17/03/2020.  If there was any change, please advise.	Correct
4	Insurance	Please provide us with 2020 TAL Life Insurance policy number 1670139 of Pauline Velden to confirm total premium paid and Insurance benefit to update member's statement.  <a href="#">Insurance</a>	See attached Tal life and premiums Policy
5	Property Expenses	Please confirm whether the amounts in the sheet attached was property expenses this year and provide us with tax invoices/supporting documents for reference.  <a href="#">Property Expenses</a>	See client answers in excel attached
6	Expenses	Please provide us with tax invoice of the following expenses withdrawn from Westpac Acc #6531 to record correctly: - \$1,100 "Withdrawal-Osko Payment 1273407 Ron Brukwinski Velden - US Tax Return Velden" on 30/09/2019. - \$880 "Payment By Authority To Gps Planning Fee" on 24/10/2019.	client to obtain invoice for \$1100. Payment for \$880 attached.
7	Audit Fee	Please note that there was not any amount via bank account for audit fee this year. Please provide us with tax invoice to record audit fee for 2020FY.	Audit fee only paid in Aug 2020, please only show in 2021 year once paid
8	Sundry Debtors	There was total \$27,729.07 on sundry debtors carried forward from prior year, details as below: - \$313.07 Rent was not received via bank in 2019. - \$27,416 FIRPTA from selling the foreign property.  Please note that we remained this balance at 30/06/2020 as there was no amount deposited into bank account to clear them.	\$313.07 Rent please reverse against rental received this year. <b>The \$ 27416 is still due back from The IRS</b> , see email comment from client attached. Please bring forward working paper from 2019 to support this debtor of \$27416

Email reply-19/5/21

Hi Farrell,

(9 attachments)

1. I don't think the property was rented from August. I have attached statements for September to October, but this would be because I paid funds to the agents for repairs of the property. Also attached is a statement from the 01/06/19 – 31/10/19. Hopefully this will be some help.
2. Will have to follow up on the statement from Tal Life. I will phone them in the morning.( Now received)
3. Attached are invoices that were for the home insurance, which was direct debit from the card, however, I haven't the July 2019 invoice.
4. Confirming money held by the IRS and net amount received was \$US93393.00
5. Yes, the amount that was withheld was to be paid but has not been received.
6. Can you please check that there is not an invoice from Ron on file, as I always put the invoices paid from the super in the files straight away, when paid.  
His invoices are given to me manually and not emailed. I will ask for a copy just the same.
7. GPS Planning Fee on the statement for the 24/10/19 shows a figure of \$2200.00 (not \$880). I have attached the invoice for \$2200.00

Hopefully , I can get the rest of the info for you tomorrow.

Regards,  
Pauline Velden

## S & P VELDEN SUPERANNUATION FUND

ABN 78 688 076 259

### Detailed Operating Statement

For the year ended 30 June 2020

	Note	2020 \$	2019 \$
<b>Revenue</b>			
Employers contributions	M-1	↑ 24,742.78	24,580.34
Employers contributions		↓ 6,911.24	4,803.92
Distribution from trusts	O-1	6,859.61	3,427.55
Interest received	N-1	186.46	373.03
Profit on sale of assets	F-2	24,025.09	107,691.29
Changes in NMV - Investments	E-1	(37,572.85)	(132,668.98)
Rent Received	P-1	1,081.23	15,425.73
Total revenue		26,233.56	23,632.88
<b>Expenses</b>			
Accountancy		↑ 1,763.00	3,700.00
Administration fees		4,413.84	4,021.84
Audit fees		0.00	495.00
Bank Fees And Charges		382.00	887.50
Filing Fees	Q-1 - Q-3	54.00	53.00
Insurance		5,205.31	8,156.51
Interest - Australia		203.95	11.53
Property expenses		3,798.66	29,543.82
Supervisory levy		↓ 259.00	259.00
Total expenses		16,079.76	47,128.20
<b>Benefits Accrued as a Result of Operations Before Income Tax</b>		<b>10,153.80</b>	<b>(23,495.32)</b>
Income tax expense	6	B-3.6 5,917.58	10,959.75
<b>Benefits Accrued as a Result of Operations</b>	7	<b>4,236.22</b>	<b>(34,455.07)</b>

The accompanying notes form part of these financial statements.



**S & P VELDEN SUPERANNUATION FUND**

ABN 78 688 076 259

**Detailed Statement of Financial Position as at 30 June 2020**

	2020 \$	2019 \$
<b>Investments</b>		
Care portfolio investment	269,161.63	112,118.31
Change in M/V-Care Portfolio	E-1 (1,991.75)	(3,621.06)
5oz Gold	12,832.10	10,061.95
Total Investments	<u>280,001.98</u>	<u>118,559.20</u>
<b>Other Assets</b>		
Westpac - 6531	D-14 361.29	1,582.65
Westpac - 6558	D-29 57,050.82	116,372.22
Care portfolio cash account	D-54 3,921.68	7,894.59
Sundry debtors	A-2.3#8 27,416.00	27,729.07
Distribution receivables	O-12 2,309.90	778.05
3146 Southbridge Street Memphis USA	F-1 0.00	99,563.56
Total other assets	<u>91,059.69</u>	<u>253,920.14</u>
Total assets	<u>371,061.67</u>	<u>372,479.34</u>
<b>Liabilities</b>		
Taxation	C-2 15,638.16	10,292.05
Total liabilities	<u>15,638.16</u>	<u>10,292.05</u>
<b>Net Assets Available to Pay Benefits</b>	<u><b>355,423.51</b></u>	<u><b>362,187.29</b></u>
Represented by:		
<b>Liability for Accrued Members' Benefits</b>		
Allocated to members' accounts	B-3.6 355,423.51	362,187.29
	<u><b>355,423.51</b></u>	<u><b>362,187.29</b></u>

**S & P VELDEN SUPERANNUATION FUND**

ABN 78 688 076 259

**Member's Information Statement****For the year ended 30 June 2020**

	2020 \$	2019 \$
<b>Stephen Velden - Accumulation</b>		
Opening balance - Members fund	208,719.42	322,360.52
Allocated earnings	(12,390.03)	(29,275.63)
Employers contributions	24,742.78	24,580.34
Income tax expense - earnings	(673.94)	(5,258.76)
Income tax expense - contrib'n	(3,711.42)	(3,687.05)
Transfers to Transit to Retirement	0.00	(100,000.00)
Balance as at 30 June 2020	216,686.81	208,719.42
Withdrawal benefits at the beginning of the year	208,719.42	322,360.52
Withdrawal benefits at 30 June 2020	216,686.81	208,719.42

B-3.6

**Withdrawal Benefit**

Your withdrawal benefit is the amount you are entitled to on resignation or retirement and represent the sum of:

- member contributions
- superannuation guarantee contributions
- award contributions
- other employer contributions made on your behalf

and earnings (after income tax) associated with the above contributions.

The preserved portion of your withdrawal benefit is the amount which cannot be paid out until you permanently retire from the workforce on or after age 55. The preservation age is to be increased from 55 to 60, on a phased in basis, by 2025.

**Contact Details**

If you require further information on your withdrawal benefit please contact Stephen Velden or write to The Trustee, S & P VELDEN SUPERANNUATION FUND.

**S & P VELDEN SUPERANNUATION FUND**

ABN 78 688 076 259

**Member's Information Statement****For the year ended 30 June 2020**

	2020 \$	2019 \$
<b>Pauline Velden - Accumulation</b>		
Opening balance - Members fund	71,633.71	79,281.84
Allocated earnings	(690.61)	(10,438.11)
Employers contributions	6,911.24	4,803.92
Income tax expense - earnings	(37.56)	(1,293.35)
Income tax expense - contrib'n	(1,036.68)	(720.59)
Transfers to Transit to Retirement	(60,000.00)	0.00
Balance as at 30 June 2020	16,780.10	71,633.71
Withdrawal benefits at the beginning of the year	71,633.71	79,281.84
Withdrawal benefits at 30 June 2020	16,780.10	71,633.71

B-3.6

**Withdrawal Benefit**

Your withdrawal benefit is the amount you are entitled to on resignation or retirement and represent the sum of:

- member contributions
- superannuation guarantee contributions
- award contributions
- other employer contributions made on your behalf

and earnings (after income tax) associated with the above contributions.

The preserved portion of your withdrawal benefit is the amount which cannot be paid out until you permanently retire from the workforce on or after age 55. The preservation age is to be increased from 55 to 60, on a phased in basis, by 2025.

**Contact Details**

If you require further information on your withdrawal benefit please contact Stephen Velden or write to The Trustee, S & P VELDEN SUPERANNUATION FUND.

**S & P VELDEN SUPERANNUATION FUND**

ABN 78 688 076 259

**Member's Information Statement****For the year ended 30 June 2020**

	2020 \$	2019 \$
<b>Stephen Velden - TTR</b>		
Opening balance - Members fund	81,834.16	0.00
Transfers from Accumulation	0.00	100,000.00
Allocated earnings	(4,857.85)	(13,165.84)
Income tax expense - earnings	(264.24)	0.00
Benefits paid	(5,000.00)	(5,000.00)
Balance as at 30 June 2020	71,712.07	81,834.16
Withdrawal benefits at the beginning of the year	81,834.16	0.00
Withdrawal benefits at 30 June 2020	71,712.07	81,834.16

B-3.6

**Withdrawal Benefit**

Your withdrawal benefit is the amount you are entitled to on resignation or retirement and represent the sum of:

- member contributions
- superannuation guarantee contributions
- award contributions
- other employer contributions made on your behalf

and earnings (after income tax) associated with the above contributions.

The preserved portion of your withdrawal benefit is the amount which cannot be paid out until you permanently retire from the workforce on or after age 55. The preservation age is to be increased from 55 to 60, on a phased in basis, by 2025.

**Contact Details**

If you require further information on your withdrawal benefit please contact Stephen Velden or write to The Trustee, S & P VELDEN SUPERANNUATION FUND.

**S & P VELDEN SUPERANNUATION FUND**

ABN 78 688 076 259

**Member's Information Statement****For the year ended 30 June 2020**

	2020 \$	2019 \$
<b>Pauline Velden - TTR</b>		
Transfers from Accumulation	60,000.00	0.00
Allocated earnings	(3,561.73)	0.00
Income tax expense - earnings	(193.74)	0.00
Benefits paid	(6,000.00)	0.00
Balance as at 30 June 2020	50,244.53	0.00
Withdrawal benefits at the beginning of the year	0.00	0.00
Withdrawal benefits at 30 June 2020	50,244.53	0.00

**Withdrawal Benefit**

Your withdrawal benefit is the amount you are entitled to on resignation or retirement and represent the sum of:

- member contributions
- superannuation guarantee contributions
- award contributions
- other employer contributions made on your behalf

and earnings (after income tax) associated with the above contributions.

The preserved portion of your withdrawal benefit is the amount which cannot be paid out until you permanently retire from the workforce on or after age 55. The preservation age is to be increased from 55 to 60, on a phased in basis, by 2025.

**Contact Details**

If you require further information on your withdrawal benefit please contact Stephen Velden or write to The Trustee, S & P VELDEN SUPERANNUATION FUND.

**S & P VELDEN SUPERANNUATION FUND**

ABN 78 688 076 259

**Member's Information Statement**

For the year ended 30 June 2020

	2020 \$	2019 \$
<b>Amounts Allocatable to Members</b>		
Yet to be allocated at the beginning of the year	0.00	0.00
Benefits accrued as a result of operations as per the operating statement	4,236.22	(34,455.07)
Transfers from Accumulation	0.00	100,000.00
Transfers from Accumulation	60,000.00	0.00
Transfers to Transit to Retirement	0.00	(100,000.00)
Transfers to Transit to Retirement	(60,000.00)	0.00
Benefits paid	(5,000.00)	(5,000.00)
Benefits paid	(6,000.00)	0.00
Amount allocatable to members	<u>(6,763.78)</u>	<u>(39,455.07)</u>
<b>Allocation to members</b>		
Stephen Velden - Accumulation	7,967.39	(113,641.10)
Pauline Velden - Accumulation	(54,853.61)	(7,648.13)
Stephen Velden - TTR	(10,122.09)	81,834.16
Pauline Velden - TTR	50,244.53	0.00
Total allocation	<u>(6,763.78)</u>	<u>(39,455.07)</u>
Yet to be allocated	<u>0.00</u>	<u>0.00</u>
	<u>(6,763.78)</u>	<u>(39,455.07)</u>
<b>Members Balances</b>		
Stephen Velden - Accumulation	216,686.81	208,719.42
Pauline Velden - Accumulation	16,780.10	71,633.71
Stephen Velden - TTR	71,712.07	81,834.16
Pauline Velden - TTR	50,244.53	0.00
Allocated to members accounts	<u>355,423.51</u>	<u>362,187.29</u>
Yet to be allocated	<u>0.00</u>	<u>0.00</u>
Liability for accrued members benefits	<u>355,423.51</u>	<u>362,187.29</u>

The accompanying notes form part of these financial statements.

## Member Movement Worksheet

Client D. BAKERS & ASSOCIATED PTY LTD  
 End Client S & P VELDEN SUPERANNUATION FUND  
 Year 2020

Benefits accrued as a result of operations before income tax		10,153.80	Ref B-1
Less: Contributions by Employer	(31,654.02)		M-1
Less: Contributions by Member			
Allocated Earnings		(21,500.22)	
Gross tax		5,917.65	C-1
Write off Under/Over tax prior year	(0.07)		
Less: Income Tax on Contributions	(4,748.10)		
		1,169.48	

	DOB	Age 01/07/2019	Opening balance	
Stephen Velden(Accum)	13/01/58	62	208,719.42	0.58
Pauline Velden(Accum)	24/06/59	61	71,633.71	0.20
Stephen Velden(TTR)	13/01/58	62	81,834.16	0.23
Pauline Velden(TTR)	24/06/59	61		
			362,187.29	1.00

Member Account	Stephen Velden(Accum)	Stephen Velden(TTR)	Pauline Velden(Accum)	Pauline Velden(TTR)	Total	Ref
Opening balance	208,719.42	81,834.16	71,633.71		362,187.29	
Transfer to TTR			(60,000.00)		(60,000.00)	A-2.2
Transfer from Accum				60,000.00	60,000.00	A-2.2
Contributions by Employer	24,742.78		6,911.24		31,654.02	M-1
Contributions by Member					-	
Pension Paid		(5,000.00)		(6,000.00)	(11,000.00)	A-2.3 #3
Allocated Earnings	(12,390.04)	(4,857.85)	(690.60)	(3,561.73)	(21,500.22)	
Income Tax on Contribution	(3,711.42)		(1,036.69)		(4,748.10)	
Income Tax on Earnings	(673.94)	(264.24)	(37.56)	(193.74)	(1,169.48)	
					-	
	7,967.39	(10,122.09)	(54,853.61)	50,244.53	(6,763.78)	
<b>TOTAL</b>	<b>216,686.81</b>	<b>71,712.07</b>	<b>16,780.10</b>	<b>50,244.53</b>	<b>355,423.51</b>	

288,398.88

67,024.63

## Tax Reconciliation Worksheet

<b>Client</b>	<b>D. BAKERS &amp; ASSOCIATED PTY LTD</b>
<b>End Client</b>	<b>S &amp; P VELDEN SUPERANNUATION FUND</b>
<b>Year</b>	<b>2020</b>

	Amount	Ref
Benefits accrued as a result of operations before income tax	10,154.00	B-1
<i>Less:</i>		
Distribution - Non Taxable	155.00	O-1
Accounting Capital Gains - Distributed	339.00	E-8
Accounting Capital Gains - Property	24,219.00	F-1
Accounting Capital Gains - Investment	(194.00)	E-1
	24,519.00	
<i>Add:</i>		
Taxable Capital Gains	16,243.00	F-2
Market Movement	37,573.00	E-1
	53,816.00	
Taxable Income before income tax	39,451.00	
<i>Less:</i>	-	
<b>Taxable Income</b>	<b>39,451.00</b>	
Gross tax (15%)	5,917.65	
Foreign Tax Credit	156.82	O-3
Franking Credit	615.65	O-3
TFN Credit	58.00	N-1
	830.47	
Add: Supervisory Levy	259.00	
	<b>259.00</b>	
<b>Amount due for 2019 - 2020</b>	<b>5,346.18</b>	



## Income Tax Worksheet

<b>Client</b>	<b>D. BAKERS &amp; ASSOCIATED PTY LTD</b>
<b>End Client</b>	<b>S &amp; P VELDEN SUPERANNUATION FUND</b>
<b>Year</b>	<b>2020</b>

		<b>Ref</b>
Opening balance	(10,292.05)	<b>A-1.2</b>
Write off Under/Over tax prior year	0.07	
2019 ATO Levy	(259.00)	
	<b>(10,550.98)</b>	<b>C-3</b>
<b>2020 Income Tax</b>	<b>5,917.65</b>	
Foreign Tax Credit	(156.82)	<b>O-3</b>
Franking Credit	(615.65)	<b>O-3</b>
TFN Credit	(58.00)	<b>N-1</b>
	<b>5,087.18</b>	
<b>Total provision for income tax</b>	<b>(15,638.16)</b>	



**Australian Government**  
**Australian Taxation Office**

**Agent** D BAKER & ASSOCIATES PTY LTD  
**Client** THE TRUSTEE FOR S & P VELDEN  
SUPERANNUATION FUND  
**ABN** 78 688 076 259  
**TFN** 924 434 746

## Income tax 551

<b>Date generated</b>	04/05/2021
<b>Overdue</b>	\$0.00
<b>Not yet due</b>	\$0.00
<b>Balance</b>	\$0.00

## Transactions

6 results found - from **04 May 2019** to **04 May 2021** sorted by **processed date** ordered **newest to oldest**

Processed date	Effective date	Description	Debit (DR)	Credit (CR)	Balance
7 Aug 2020	7 Aug 2020	General interest charge			\$0.00
7 Aug 2020	6 Aug 2020	Payment received		\$10,550.98	\$0.00
7 Aug 2020	1 Jul 2020	General interest charge			<b>\$10,550.98 DR</b>
4 Aug 2020	30 Jun 2020	Tax return Self Man Superfund - Income Tax for the period from 01 Jul 18 to 30 Jun 19	\$10,550.98		\$10,550.98 DR
6 Jun 2019	5 Jun 2019	Payment received		\$1,906.59	\$0.00
29 May 2019	11 Jun 2019	Tax return Self Man Superfund - Income Tax for the period from 01 Jul 17 to 30 Jun 18	\$1,906.59		\$1,906.59 DR

**PART A Electronic lodgment declaration (Form P, T, F, SMSF or EX)**

This declaration is to be completed where the tax return is to be lodged via an approved ATO electronic channel. It is the responsibility of the taxpayer to retain this declaration for a period of five years after the declaration is made, penalties may apply for failure to do so.

**Privacy**

The ATO is authorised by the Taxation Administration Act 1953 to request the provision of tax file numbers (TFNs). The ATO will use the TFNs to identify each partner or beneficiary or entity in our records. It is not an offence not to provide the TFNs. However, you cannot lodge your tax return electronically if you do not quote your TFN.

Taxation law authorises the ATO to collect information and disclose it to other government agencies, including personal information about the person authorised to sign the declaration. For information about privacy go to [ato.gov.au/privacy](http://ato.gov.au/privacy)

*The Australian Business Register*

The Commissioner of Taxation, as Registrar of the Australian Business Register, may use the ABN and business details which you provide on this tax return to maintain the integrity of the register.

Please refer to the privacy statement on the Australian Business Register (ABR) website ([www.abr.gov.au](http://www.abr.gov.au)) for further information – it outlines our commitment to safeguarding your details.

*Electronic funds transfer - direct debit*

Where you have requested an EFT direct debit some of your details will be provided to your financial institution and the Tax Office's sponsor bank to facilitate the payment of your taxation liability from your nominated account.

Tax file number 924 434 746

Year 2020

Name of partnership, trust, fund or entity S &amp; P VELDEN SUPERANNUATION FUND

I authorise my tax agent to electronically transmit this tax return via an approved ATO electronic channel.

**Important**

Before making this declaration please check to ensure that all income has been disclosed and the tax return is true and correct in every detail. If you are in doubt about any aspect of the tax return, place all the facts before the Tax Office. The tax law provides heavy penalties for false or misleading statements on tax returns.

**Declaration: I declare that:**

- the information provided to the agent for the preparation of this tax return, including any applicable schedules is true and correct, and
- the agent is authorised to lodge this tax return.

Signature of partner, trustee or director

Date

**PART B Electronic funds transfer consent**

This declaration is to be completed when an electronic funds transfer (EFT) of a refund is requested and the tax return is being lodged through an approved ATO electronic lodgment channel.

This declaration must be signed by the partner, trustee, director or public officer prior to the EFT details being transmitted to the Tax Office. If you elect for an EFT, all details below must be completed.

Important: Care should be taken when completing EFT details as the payment of any refund will be made to the account specified.

Agent's reference number 00000000

Account Name D Baker &amp; Associates Trust Acc

I authorise the refund to be deposited directly to the specified account.

Signature

Date

**Self-managed superannuation  
fund annual return****2020****Who should complete this annual return?**

Only self-managed superannuation funds (SMSFs) can complete this annual return. All other funds must complete the Fund income tax return 2020 (NAT 71287)

Return year 

The Self-managed superannuation fund annual return instructions 2020 (NAT 71606) (the instructions) can assist you to complete this annual return.

The SMSF annual return cannot be used to notify us of a change in fund membership. You must update fund details via [ABR.gov.au](http://ABR.gov.au) or complete the Change of details for superannuation entities form (NAT3036).

**Section A: Fund information****1 Tax file number (TFN)**

The Tax Office is authorised by law to request your TFN. You are not obliged to quote your TFN but not quoting it could increase the chance of delay or error in processing your annual return. See the Privacy note in the Declaration.

**2 Name of self-managed superannuation fund (SMSF)****3 Australian business number (ABN)****4 Current postal address****5 Annual return status**

Is this an amendment to the SMSF's 2020 return?

 A  N

Is this the first required return for a newly registered SMSF?

 B  N**6 SMSF auditor**

Auditor's name

Title

Family name

First given name

Other given names

SMSF Auditor Number

Auditor's phone number

Use Agent  
address details? 

Postal address

Date audit was completed  A 

Was Part A of the audit report qualified?

 B  N

Was Part B of the audit report qualified?

 C  N

If Part B of the audit report was qualified, have the reported issues been rectified?

 D

**7 Electronic funds transfer (EFT)**

We need your self-managed super fund's financial institution details to pay any super payments and tax refunds owing to you.

**A Fund's financial institution account details**

This account is used for super contributions and rollovers. Do not provide a tax agent account here.

Fund BSB number (must be six digits)  Fund account number

Fund account name (for example, J&Q Citizen ATF J&Q Family SF)

I would like my tax refunds made to this account.  **Y** Print Y for yes or N for no.  **If Yes, Go to C.**

**B Financial institution account details for tax refunds**

Use Agent Trust Account?  **N**

This account is used for tax refunds. You can provide a tax agent account here.

BSB number  Account number

Fund account name (for example, J&Q Citizen ATF J&Q Family SF)

**C Electronic service address alias**

Provide the electronic service address (ESA) issued by your SMSF messaging provider (For example, SMSFdataESAAlias). See instructions for more information.

**8 Status of SMSF**

Australian superannuation fund  **A**  **Y**

Does the fund trust deed allow acceptance of the Government's Super Co-contribution and Low Income Super Contribution?  **C**  **Y**

Fund's tax file number (TFN) 924 434 746

Fund benefit structure  **B**  **A** Code

**9 Was the fund wound up during the income year?**

**N** Print Y for yes or N for no. If yes, provide the date on which fund was wound up

Have all tax lodgment and payment obligations been met?

**10 Exempt current pension income**

Did the fund pay retirement phase superannuation income stream benefits to one or more members in the income year?  **N** Print Y for yes or N for no.

To claim a tax exemption for current pension income, you must pay at least the minimum benefit payment under the law. Record exempt current pension income at Label A

**If Yes** Exempt current pension income amount  **A**

Which method did you use to calculate your exempt current pension income?

Segregated assets method  **B**

Unsegregated assets method  **C**  Was an actuarial certificate obtained?  **D**  Print Y for yes

Did the fund have any other income that was assessable?  **E**  Print Y for yes or N for no.

Choosing 'No' means that you do not have any assessable income, including no-TFN quoted contributions. If No - Go to Section C: Deductions and non-deductible expenses. (Do not complete Section B: Income.)

**Section B: Income**

Do not complete this section if all superannuation interests in the SMSF were supporting superannuation income streams in the retirement phase for the entire year, there was no other income that was assessable, and you have not realised a deferred notional gain. If you are entitled to claim any tax offsets, you can record these at Section D: Income tax calculation statement.

**11 Income**

Did you have a capital gains tax (CGT) event during the year? **G**  Y  N Print **Y** for yes or **N** for no.

Have you applied an exemption or rollover? **M**  Y  N Print **Y** for yes or **N** for no. Code

If the total capital loss or total capital gain is greater than \$10,000 or you elected to use the CGT relief in 2017 and the deferred notional gain has been realised, complete and attach a Capital Gains Tax (CGT) schedule 2020

Net capital gain **A**  **F-2**

Gross rent and other leasing and hiring income **B**  **P-1**

Gross interest **C**  **N-1**

Forestry managed investment scheme income **X**

Gross foreign income **D1**  **O-1** Net foreign income **D**   Loss

Australian franking credits from a New Zealand company **E**

Transfers from foreign funds **F**  Number

Gross payments where ABN not quoted **H**  Loss

Gross distribution from partnerships **I**

\* Unfranked dividend amount **J**

\* Franked dividend amount **K**

\* Dividend franking credit **L**

\* Gross trust distributions **M**  **P** **O-1** Code

**Calculation of assessable contributions**  
 Assessable employer contributions **R1**   
 plus Assessable personal contributions **R2**   
 plus #\*No-TFN-quoted contributions **R3**   
 (an amount must be included even if it is zero)  
 less Transfer of liability to life insurance company or PST **R6**

Assessable contributions (R1 plus R2 plus R3 less R6) **R**  **M-1**

**Calculation of non-arm's length income**  
 \* Net non-arm's length private company dividends **U1**   
 plus \* Net non-arm's length trust distributions **U2**   
 plus \* Net other non-arm's length income **U3**

\* Other income **S**  Code

\*Assessable income due to changed tax status of fund **T**

Net non-arm's length income (subject to 45% tax rate) (U1 plus U2 plus U3) **U**

#This is a mandatory label  
 \* If an amount is entered at this label, check the instructions to ensure the correct tax treatment has been applied.

GROSS INCOME **W**   Loss

(Sum of labels A to U)

Exempt current pension income **Y**

TOTAL ASSESSABLE INCOME **V**   Loss

(W less Y)

**Section C: Deductions and non-deductible expenses**

**12 Deductions and non-deductible expenses**

Under 'Deductions' list all expenses and allowances you are entitled to claim a deduction for. Under 'Non-deductible expenses', list all other expenses or normally allowable deductions that you cannot claim as a deduction (for example, all expenses related to exempt current pension income should be recorded in the 'Non-deductible expenses' column).

	<b>DEDUCTIONS</b>		<b>NON-DEDUCTIBLE EXPENSES</b>
Interest expenses within Australia	<b>A1</b> <input style="width: 100%;" type="text" value="204"/>	Q-1 - Q-3	<b>A2</b> <input style="width: 100%;" type="text"/>
Interest expenses overseas	<b>B1</b> <input style="width: 100%;" type="text"/>		<b>B2</b> <input style="width: 100%;" type="text"/>
Capital works expenditure	<b>D1</b> <input style="width: 100%;" type="text"/>		<b>D2</b> <input style="width: 100%;" type="text"/>
Decline in value of depreciating assets	<b>E1</b> <input style="width: 100%;" type="text"/>		<b>E2</b> <input style="width: 100%;" type="text"/>
Insurance premiums – members	<b>F1</b> <input style="width: 100%;" type="text" value="5,205"/>		<b>F2</b> <input style="width: 100%;" type="text"/>
SMSF auditor fee	<b>H1</b> <input style="width: 100%;" type="text"/>		<b>H2</b> <input style="width: 100%;" type="text"/>
Investment expenses	<b>I1</b> <input style="width: 100%;" type="text" value="3,798"/>		<b>I2</b> <input style="width: 100%;" type="text"/>
Management and administration expenses	<b>J1</b> <input style="width: 100%;" type="text" value="6,871"/>		<b>J2</b> <input style="width: 100%;" type="text"/>
Forestry managed investment scheme expense	<b>U1</b> <input style="width: 100%;" type="text"/>		<b>U2</b> <input style="width: 100%;" type="text"/>
Other amounts <span style="float: right; font-size: small;">Code <input style="width: 20px;" type="text"/></span>	<b>L1</b> <input style="width: 100%;" type="text"/>		<b>L2</b> <input style="width: 100%;" type="text"/>
Tax losses deducted	<b>M1</b> <input style="width: 100%;" type="text"/>		
<b>TOTAL DEDUCTIONS</b> <b>N</b> <input style="width: 100%;" type="text" value="16,078"/> (Total A1 to M1)		<b>TOTAL NON-DEDUCTIBLE EXPENSES</b> <b>Y</b> <input style="width: 100%;" type="text" value="0"/> (Total A2 to L2)	
<b>#TAXABLE INCOME OR LOSS</b> <b>O</b> <input style="width: 100%;" type="text" value="39,451"/> <span style="font-size: small;">Loss <input style="width: 20px;" type="text"/></span> <b>(TOTAL ASSESSABLE INCOME less TOTAL DEDUCTIONS)</b>		<b>TOTAL SMSF EXPENSES</b> <b>Z</b> <input style="width: 100%;" type="text" value="16,078"/> (N plus Y)	

#This is a mandatory label.

**Section D: Income tax calculation statement**

**#Important:**

Section B label R3, Section C label O and Section D labels A, T1, J, T5 and I are mandatory. If you leave these labels blank you will have specified a zero amount

**13 Calculation statement**

Please refer to the Self-managed superannuation fund annual return instructions 2020 on how to complete the calculation statement.

#Taxable income	<b>A</b> <input style="width: 100%;" type="text" value="39,451"/>	C-1
(an amount must be included even if it is zero)		
#Tax on taxable income	<b>T1</b> <input style="width: 100%;" type="text" value="5,917.65"/>	
(an amount must be included even if it is zero)		
#Tax on no-TFN-quoted contributions	<b>J</b> <input style="width: 100%;" type="text" value="0.00"/>	
(an amount must be included even if it is zero)		
<b>Gross tax</b>	<b>B</b> <input style="width: 100%;" type="text" value="5,917.65"/>	
(T1 plus J)		

Foreign income tax offset	<b>C1</b> <input type="text" value="156.82"/> <b>O-3</b>	<b>Non-refundable non-carry forward tax offsets</b>
Rebates and tax offsets	<b>C2</b> <input type="text"/>	
		<b>C</b> <input type="text" value="156.82"/> (C1 plus C2)

**SUBTOTAL 1**  
**T2**   
 (B less C –cannot be less than zero)

Early stage venture capital limited partnership tax offset	<b>D1</b> <input type="text"/>	<b>Non-refundable carry forward tax offsets</b>
Early stage venture capital limited partnership tax offset carried forward from previous year	<b>D2</b> <input type="text"/>	
Early stage investor tax offset	<b>D3</b> <input type="text"/>	
Early stage investor tax offset carried forward from previous year	<b>D4</b> <input type="text"/>	
		<b>D</b> <input type="text" value="0.00"/> (D1 plus D2 plus D3 plus D4)

**SUBTOTAL 2**  
**T3**   
 (T2 less D –cannot be less than zero)

Complying fund's franking credits tax offset	<b>E1</b> <input type="text" value="615.65"/> <b>O-3</b>	<b>Refundable tax offsets</b>
No-TFN tax offset	<b>E2</b> <input type="text"/>	
National rental affordability scheme tax offset	<b>E3</b> <input type="text"/>	
Exploration credit tax offset	<b>E4</b> <input type="text"/>	
		<b>E</b> <input type="text" value="615.65"/> (E1 plus E2 plus E3 plus E4)

**#TAX PAYABLE T5**   
 (T3 less E - cannot be less than zero)

**Section 102AAM interest charge**  
**G**



Credit for interest on early payments – amount of interest  
**H1**

Credit for tax withheld – foreign resident withholding (excluding capital gains)  
**H2**

Credit for tax withheld – where ABN or TFN not quoted (non-individual)  
**H3**  **N-1**

Credit for TFN amounts withheld from payments from closely held trusts  
**H5**

Credit for interest on no-TFN tax offset  
**H6**

Credit for foreign resident capital gains withholding amounts  
**H8**

**Eligible credits**  
**H**   
 (H1 plus H2 plus H3 plus H5 plus H6 plus H8)

**#Tax offset refunds** **I**   
 (Remainder of refundable tax offsets).  
 (unused amount from label E- an amount must be included even if it is zero)

**PAYG instalments raised**

**K**

**Supervisory levy**

**L**

**Supervisory levy adjustment for wound up funds**

**M**

**Supervisory levy adjustment for new funds**

**N**

**Total amount of tax payable** **S**   
 (T5 plus G less H less I less K plus L less M plus N)

#This is a mandatory label.

C-1

**Section E: Losses**

**14 Losses**

If total loss is greater than \$100,000, complete and attach a Losses schedule 2020.

Tax losses carried forward to later income years **U**

Net capital losses carried forward to later income years **V**

	Net capital losses brought forward from prior years	Net capital losses carried forward to later income years
Non-Collectables	<input type="text"/>	<input type="text"/>
Collectables	<input type="text"/>	<input type="text"/>

Section F / Section G: **Member Information**

In Section F / G report all current members in the fund at 30 June.  
Use Section F / G to report any former members or deceased members who held an interest in the fund at any time during the income year.

Title	MR	See the Privacy note in the Declaration.	Member Number	1
Family name	VELDEN	Member's TFN	626 448 340	
First given name	STEPHEN			Account status
Other given names				<input type="radio"/> Code
Date of birth	13/01/1958	If deceased, date of death		

**Contributions**

OPENING ACCOUNT BALANCE 290,553.58

Refer to instructions for completing these labels

Employer contributions  
**A** 24,742.78

ABN of principal employer  
**A1**

Personal contributions  
**B**

CGT small business retirement exemption  
**C**

CGT small business 15-year exemption amount  
**D**

Personal injury election  
**E**

Spouse and child contributions  
**F**

Other third party contributions  
**G**

Proceeds from primary residence disposal  
**H**

Receipt date  
**H**

Assessable foreign superannuation fund amount  
**I**

Non-assessable foreign superannuation fund amount  
**J**

Transfer from reserve: assessable amount  
**K**

Transfer from reserve: non-assessable amount  
**L**

Contributions from non-complying funds and previously non-complying funds  
**T**

Any other contributions (including Super Co-contributions and low Income Super Contributions)  
**M**

**TOTAL CONTRIBUTIONS N** 24,742.78  
(Sum of labels A to M)

**Other transactions**

Accumulation phase account balance  
**S1** 288,398.88

Retirement phase account balance - Non CDBIS  
**S2** 0.00

Retirement phase account balance - CDBIS  
**S3** 0.00

TRIS Count

Allocated earnings or losses **O** 21,897.48 Loss L

Inward rollovers and transfers **P**

Outward rollovers and transfers **Q**

Lump Sum payment **R1**

Income stream payment **R2** 5,000.00 Code O

**CLOSING ACCOUNT BALANCE S** 288,398.88  
S1 plus S2 plus S3

Accumulation phase value **X1**

Retirement phase value **X2**

Outstanding limited recourse borrowing arrangement amount **Y**

B-3.6

Fund's tax file number (TFN) 924 434 746

See the Privacy note in the Declaration.

Title  Member's TFN  Member Number

Family name  Account status  Code

First given name

Other given names

Date of birth  If deceased, date of death

**Contributions**

OPENING ACCOUNT BALANCE

Refer to instructions for completing these labels

Employer contributions

ABN of principal employer

Personal contributions

CGT small business retirement exemption

CGT small business 15-year exemption amount

Personal injury election

Spouse and child contributions

Other third party contributions

Proceeds from primary residence disposal

Receipt date

Assessable foreign superannuation fund amount

Non-assessable foreign superannuation fund amount

Transfer from reserve: assessable amount

Transfer from reserve: non-assessable amount

Contributions from non-complying funds and previously non-complying funds

Any other contributions (including Super Co-contributions and low Income Super Contributions)

TOTAL CONTRIBUTIONS    
(Sum of labels A to M)

**Other transactions**

Accumulation phase account balance

Retirement phase account balance - Non CDBIS

Retirement phase account balance - CDBIS

TRIS Count

Allocated earnings or losses   Loss

Inward rollovers and transfers

Outward rollovers and transfers

Lump Sum payment  Code

Income stream payment   Code

CLOSING ACCOUNT BALANCE    
S1 plus S2 plus S3

Accumulation phase value

Retirement phase value

Outstanding limited recourse borrowing arrangement amount

B-3.6

**Section H: Assets and liabilities**

**15 ASSETS**

15a Australian managed investments

Listed trusts	<b>A</b>	<input type="text" value="267,169"/>
Unlisted trusts	<b>B</b>	<input type="text"/>
Insurance policy	<b>C</b>	<input type="text"/>
Other managed investments	<b>D</b>	<input type="text"/>

15b Australian direct investments

Cash and term deposits	<b>E</b>	<input type="text" value="61,334"/>
Debt securities	<b>F</b>	<input type="text"/>
Loans	<b>G</b>	<input type="text"/>
Listed shares	<b>H</b>	<input type="text"/>
Unlisted shares	<b>I</b>	<input type="text"/>

**Limited recourse borrowing arrangements**

Australian residential real property  
**J1**

Australian non-residential real property  
**J2**

Overseas real property  
**J3**

Australian shares  
**J4**

Overseas shares  
**J5**

Other  
**J6**

Property count  
**J7**

Limited recourse borrowing arrangements **J**

Non-residential real property	<b>K</b>	<input type="text"/>
Residential real property	<b>L</b>	<input type="text"/>
Collectables and personal use assets	<b>M</b>	<input type="text"/>
Other assets	<b>O</b>	<input type="text" value="42,558"/>

B-2

15c Other investments

Crypto-Currency **N**

15d Overseas direct investments

Overseas shares	<b>P</b>	<input type="text"/>
Overseas non-residential real property	<b>Q</b>	<input type="text"/>
Overseas residential real property	<b>R</b>	<input type="text"/>
Overseas managed investments	<b>S</b>	<input type="text"/>
Other overseas assets	<b>T</b>	<input type="text"/>

**TOTAL AUSTRALIAN AND OVERSEAS ASSETS** **U**   
(Sum of labels A to T)

15e In-house assets

Did the fund have a loan to, lease to or investment in, related parties (known as in-house assets) at the end of the income year

15f Limited recourse borrowing arrangements

If the fund had an LRBA were the LRBA borrowings from a licensed financial institution? **A**  Print **Y** for yes or **N** for no.

Did the members or related parties of the fund use personal guarantees or other security for the LRBA? **B**  Print **Y** for yes or **N** for no.

16 LIABILITIES

Borrowings for limited recourse borrowing arrangements	<b>V1</b>	<input type="text"/>	
Permissible temporary borrowings	<b>V2</b>	<input type="text"/>	
Other borrowings	<b>V3</b>	<input type="text"/>	
			Borrowings <b>V</b> <input type="text" value="0"/>
Total member closing account balances (total of all CLOSING ACCOUNT BALANCES from Sections F and G)		<b>W</b>	<input type="text" value="355,423"/>
Reserve accounts		<b>X</b>	<input type="text"/>
Other liabilities		<b>Y</b>	<input type="text" value="15,638"/>
<b>TOTAL LIABILITIES</b>		<b>Z</b>	<input type="text" value="371,061"/>

B-2

Section I: Taxation of financial arrangements

17 Taxation of financial arrangements (TOFA)

Total TOFA gains	<b>H</b>	<input type="text"/>
Total TOFA losses	<b>I</b>	<input type="text"/>

Section J: Other information

Family trust election status

If the trust or fund has made, or is making, a family trust election, write the four-digit income year specified of the election (for example, for the 2019–20 income year, write 2020). **A**

If revoking or varying a family trust election, print R for revoke or print V for variation, and complete and attach the Family trust election, revocation or variation 2020. **B**

Interposed entity election status

If the trust or fund has an existing election, write the earliest income year specified. If the trust or fund is making one or more elections this year, write the earliest income year being specified and complete an Interposed entity election or revocation 2020 for each election **C**

If revoking an interposed entity election, print R, and complete and attach the Interposed entity election or revocation 2020. **D**

**Section K: Declarations**

Penalties may be imposed for false or misleading information in addition to penalties relating to any tax shortfalls.

**Important**

Before making this declaration check to ensure that all income has been disclosed and the annual return, all attached schedules and any additional documents are true and correct in every detail. If you leave labels blank, you will have specified a zero amount or the label was not applicable to you. If you are in doubt about any aspect of the annual return, place all the facts before the ATO.

**Privacy**

The ATO is authorised by the Taxation Administration Act 1953 to request the provision of tax file numbers (TFNs). We will use the TFN to identify the entity in our records. It is not an offence not to provide the TFN. However if you do not provide the TFN, the processing of this form may be delayed.

Taxation law authorises the ATO to collect information and disclose it to other government agencies. For information about your privacy go to [ato.gov.au/privacy](http://ato.gov.au/privacy).

**TRUSTEE'S OR DIRECTOR'S DECLARATION:**

I declare that, the current trustees and directors have authorised this annual return and it is documented as such in the SMSF's records. I have received a copy of the audit report (if required) and are aware of any matters raised therein. The information on this annual return, including any attached schedules and additional documentation is true and correct.

Authorised trustee's, director's or public officer's signature

Date

**Preferred trustee or director contact details:**

Title

Family name

First given name

Other given names

Phone number

Email address

Non-individual trustee name (if applicable)

ABN of non-individual trustee

Time taken to prepare and complete this annual return  Hrs

The Commissioner of Taxation, as Registrar of the Australian Business Register, may use the ABN and business details which you provide on this annual return to maintain the integrity of the register. For further information, refer to the instructions.

**TAX AGENT'S DECLARATION:**

I,

declare that the Self-managed superannuation fund annual return 2020 has been prepared in accordance with information provided by the trustees, that the trustees have given me a declaration stating that the information provided to me is true and correct, and that the trustees have authorised me to lodge this annual return.

Tax agent's signature

Date

**Tax agent's contact details**

Title

Family name

First given name

Other given names

Tax agent's practice

Tax agent's phone number

Tax agent number

Reference number

**Sensitive (when completed)**

# Capital gains tax (CGT) schedule

# 2020

Use in conjunction with company, trust, fund or self-managed superannuation fund annual return.  
For instructions on how to complete this schedule refer to the publication Guide to capital gains tax.

Tax file number (TFN) **924 434 746**

Taxpayer's name **S & P VELDEN SUPERANNUATION FUND**

Australian Business Number (ABN) **78 688 076 259**

## 1 Current year capital gains and capital losses

	Capital gain	Capital loss
Shares in companies listed on an Australian securities exchange	A \$ <input style="width: 100%;" type="text"/>	K \$ <input style="width: 100%;" type="text"/>
Other shares	B \$ <input style="width: 100%;" type="text"/>	L \$ <input style="width: 100%;" type="text"/>
Units in unit trusts listed on an Australian securities exchange	C \$ <input style="width: 100%; text-align: right; value: 31;" type="text"/>	M \$ <input style="width: 100%; text-align: right; value: 225;" type="text"/>
Other units	D \$ <input style="width: 100%;" type="text"/>	N \$ <input style="width: 100%;" type="text"/>
Real estate situated in Australia	E \$ <input style="width: 100%;" type="text"/>	O \$ <input style="width: 100%;" type="text"/>
Other real estate	F \$ <input style="width: 100%; text-align: right; value: 24,219;" type="text"/>	P \$ <input style="width: 100%;" type="text"/>
Amount of capital gains from a trust (including a managed fund)	G \$ <input style="width: 100%; text-align: right; value: 339;" type="text"/>	Q \$ <input style="width: 100%;" type="text"/>
Collectables	H \$ <input style="width: 100%;" type="text"/>	R \$ <input style="width: 100%;" type="text"/>
Other CGT assets and any other CGT events	I \$ <input style="width: 100%;" type="text"/>	
Amount of capital gain previously deferred under transitional CGT relief for superannuation funds	S \$ <input style="width: 100%;" type="text"/>	
<b>Total current year capital gains</b>	<b>J \$ <input style="width: 100%; text-align: right; value: 24,589;" type="text"/></b>	

F-2

## 2 Capital losses

Total current year capital losses	A \$ <input style="width: 100%; text-align: right; value: 225;" type="text"/>
Total current year net capital losses applied	B \$ <input style="width: 100%; text-align: right; value: 225;" type="text"/>
Total prior year net capital losses applied	C \$ <input style="width: 100%;" type="text"/>
Total capital losses transferred in applied (only for transfers involving a foreign bank branch or permanent establishment of a foreign financial entity)	D \$ <input style="width: 100%;" type="text"/>
<b>Total capital losses applied</b>	<b>E \$ <input style="width: 100%; text-align: right; value: 225;" type="text"/></b>

Add amounts at B, C and D.

## 3 Unapplied net capital losses carried forward

Net capital losses from collectables carried forward to later income years	A \$ <input style="width: 100%;" type="text"/>
Other net capital losses carried forward to later income years	B \$ <input style="width: 100%;" type="text"/>

Add amounts at A and B and transfer the total to label V - Net capital losses carried forward to later income years on your tax return.

## 4 CGT discount

Total CGT discount applied	A \$ <input style="width: 100%; text-align: right; value: 8,121;" type="text"/>
----------------------------	---

6 Net capital gain

Net capital gain

<b>A \$</b>	16,243
-------------	--------

F-2

1J less 2E less 4A less 5D (cannot be less than zero). Transfer the amount at A to label A - Net capital gain on your tax return.

**Taxpayer's declaration**

If the schedule is not lodged with the income tax return you are required to sign and date the schedule.

**Important**

Before making this declaration check to ensure that all the information required has been provided on this form and any attachments to this form, and that the information provided is true and correct in every detail. If you are in doubt about any aspect of the tax return, place all the facts before the ATO. The income tax law imposes heavy penalties for false or misleading statements.

**Privacy**

Taxation law authorises the ATO to collect information and disclose it to other government agencies. This includes personal information of the person authorised to sign the declaration. For information about your privacy go to [ato.gov.au/privacy](http://ato.gov.au/privacy)

I declare that the information on this form is true and correct.

**Signature**

**Date**

Contact person

Daytime contact number (include area code)

--	--



**PART A Electronic lodgment declaration (Form P, T, F, SMSF or EX)**

This declaration is to be completed where the tax return is to be lodged via an approved ATO electronic channel. It is the responsibility of the taxpayer to retain this declaration for a period of five years after the declaration is made, penalties may apply for failure to do so.

**Privacy**

The ATO is authorised by the Taxation Administration Act 1953 to request the provision of tax file numbers (TFNs). The ATO will use the TFNs to identify each partner or beneficiary or entity in our records. It is not an offence not to provide the TFNs. However, you cannot lodge your tax return electronically if you do not quote your TFN.

Taxation law authorises the ATO to collect information and disclose it to other government agencies, including personal information about the person authorised to sign the declaration. For information about privacy go to [ato.gov.au/privacy](http://ato.gov.au/privacy)

*The Australian Business Register*

The Commissioner of Taxation, as Registrar of the Australian Business Register, may use the ABN and business details which you provide on this tax return to maintain the integrity of the register.

Please refer to the privacy statement on the Australian Business Register (ABR) website ([www.abr.gov.au](http://www.abr.gov.au)) for further information – it outlines our commitment to safeguarding your details.

*Electronic funds transfer - direct debit*

Where you have requested an EFT direct debit some of your details will be provided to your financial institution and the Tax Office's sponsor bank to facilitate the payment of your taxation liability from your nominated account.

Tax file number 924 434 746

Year 2019

Name of partnership, trust, fund or entity S &amp; P VELDEN SUPERANNUATION FUND

I authorise my tax agent to electronically transmit this tax return via an approved ATO electronic channel.

**Important**

Before making this declaration please check to ensure that all income has been disclosed and the tax return is true and correct in every detail. If you are in doubt about any aspect of the tax return, place all the facts before the Tax Office. The tax law provides heavy penalties for false or misleading statements on tax returns.

**Declaration: I declare that:**

- the information provided to the agent for the preparation of this tax return, including any applicable schedules is true and correct, and
- the agent is authorised to lodge this tax return.

Signature of partner, trustee or director

Date

**PART B Electronic funds transfer consent**

This declaration is to be completed when an electronic funds transfer (EFT) of a refund is requested and the tax return is being lodged through an approved ATO electronic lodgment channel.

This declaration must be signed by the partner, trustee, director or public officer prior to the EFT details being transmitted to the Tax Office. If you elect for an EFT, all details below must be completed.

Important: Care should be taken when completing EFT details as the payment of any refund will be made to the account specified.

Agent's reference number 00000000

Account Name D Baker &amp; associates trust

I authorise the refund to be deposited directly to the specified account.

Signature

Date

# Self-managed superannuation fund annual return

# 2019

## Who should complete this annual return?

Only self-managed superannuation funds (SMSFs) can complete this annual return. All other funds must complete the Fund income tax return 2019 (NAT 71287)

 Return year 

The Self-managed superannuation fund annual return instructions 2019 (NAT 71606) (the instructions) can assist you to complete this annual return.

The SMSF annual return cannot be used to notify us of a change in fund membership. You must update fund details via ABR.gov.au or complete the Change of details for superannuation entities form (NAT3036).

## Section A: Fund information

### 1 Tax file number (TFN)

The Tax Office is authorised by law to request your TFN. You are not obliged to quote your TFN but not quoting it could increase the chance of delay or error in processing your annual return. See the Privacy note in the Declaration.

### 2 Name of self-managed superannuation fund (SMSF)

### 3 Australian business number (ABN)

### 4 Current postal address






### 5 Annual return status

Is this an amendment to the SMSF's 2019 return?

 A  N

Is this the first required return for a newly registered SMSF?

 B  N

### 6 SMSF auditor

Auditor's name

Title

Family name

First given name

Other given names

SMSF Auditor Number

Auditor's phone number

 Use Agent address details? 

Postal address





 Date audit was completed  A 

Was Part A of the audit report qualified?

 B  N

Was Part B of the audit report qualified?

 C  N

If the audit report was qualified, have the reported issues been rectified?

 D 

Sensitive (when completed)

**7 Electronic funds transfer (EFT)**

We need your self-managed super fund's financial institution details to pay any super payments and tax refunds owing to you.

**A Fund's financial institution account details**

This account is used for super contributions and rollovers. Do not provide a tax agent account here.

Fund BSB number (must be six digits)  Fund account number

Fund account name (for example, J&Q Citizen ATF J&Q Family SF)

I would like my tax refunds made to this account.  Y Print Y for yes or N for no.  If Yes, Go to C.

**B Financial institution account details for tax refunds**

Use Agent Trust Account?  N

This account is used for tax refunds. You can provide a tax agent account here.

BSB number  Account number

Fund account name (for example, J&Q Citizen ATF J&Q Family SF)

**C Electronic service address alias**

Provide the electronic service address (ESA) issued by your SMSF messaging provider (For example, SMSFdataESAAlias). See instructions for more information.

**8 Status of SMSF**

Australian superannuation fund  A  Y

Does the fund trust deed allow acceptance of the Government's Super Co-contribution and Low Income Super Contribution?  C  Y

Fund's tax file number (TFN) 924 434 746

Fund benefit structure  B  A Code

**9 Was the fund wound up during the income year?**

N Print Y for yes or N for no. If yes, provide the date on which fund was wound up

Have all tax lodgment and payment obligations been met?

**10 Exempt current pension income**

Did the fund pay retirement phase superannuation income stream benefits to one or more members in the income year?  N Print Y for yes or N for no.

To claim a tax exemption for current pension income, you must pay at least the minimum benefit payment under the law. Record exempt current pension income at Label A

If Yes Exempt current pension income amount  A

Which method did you use to calculate your exempt current pension income?

Segregated assets method  B

Unsegregated assets method  C  Was an actuarial certificate obtained?  D  Print Y for yes

Did the fund have any other income that was assessable?  E  Print Y for yes or N for no.

Choosing 'No' means that you do not have any assessable income, including no-TFN quoted contributions. If No - Go to Section C: Deductions and non-deductible expenses. (Do not complete Section B: Income.)

**Section B: Income**

Do not complete this section if all superannuation interests in the SMSF were supporting superannuation income streams in the retirement phase for the entire year, there was no other income that was assessable, and you have not realised a deferred notional gain. If you are entitled to claim any tax offsets, you can record these at Section D: Income tax calculation statement.

**11 Income**

Did you have a capital gains tax (CGT) event during the year? **G**  Y  N Print Y for yes or N for no.

Have you applied an exemption or rollover? **M**  Y  N Print Y for yes or N for no. Code

If the total capital loss or total capital gain is greater than \$10,000 or you elected to use the CGT relief in 2017 and the deferred notional gain has been realised, complete and attach a Capital Gains Tax (CGT) schedule 2019

Net capital gain **A**

Gross rent and other leasing and hiring income **B**

Gross interest **C**

Forestry managed investment scheme income **X**

Gross foreign income **D1**  Net foreign income **D**   Loss

Australian franking credits from a New Zealand company **E**

Transfers from foreign funds **F**  Number

Gross payments where ABN not quoted **H**

Gross distribution from partnerships **I**   Loss

\* Unfranked dividend amount **J**

\* Franked dividend amount **K**

\* Dividend franking credit **L**

\* Gross trust distributions **M**  Code

**Calculation of assessable contributions**  
 Assessable employer contributions **R1**  **M-1**  
 plus Assessable personal contributions **R2**   
 plus\*\*No-TFN-quoted contributions **R3**   
 (an amount must be included even if it is zero)  
 less Transfer of liability to life insurance company or PST **R6**

Assessable contributions (R1 plus R2 plus R3 less R6) **R**

**Calculation of non-arm's length income**  
 \* Net non-arm's length private company dividends **U1**   
 plus \* Net non-arm's length trust distributions **U2**   
 plus \* Net other non-arm's length income **U3**

\* Other income **S**  Code

\*Assessable income due to changed tax status of fund **T**

Net non-arm's length income (subject to 45% tax rate) (U1 plus U2 plus U3) **U**

#This is a mandatory label  
 \* If an amount is entered at this label, check the instructions to ensure the correct tax treatment has been applied.

GROSS INCOME (Sum of labels A to U) **W**   Loss

Exempt current pension income **Y**

TOTAL ASSESSABLE INCOME (W less Y) **V**   Loss

**Section C: Deductions and non-deductible expenses**

**12 Deductions and non-deductible expenses**

Under 'Deductions' list all expenses and allowances you are entitled to claim a deduction for. Under 'Non-deductible expenses', list all other expenses or normally allowable deductions that you cannot claim as a deduction (for example, all expenses related to exempt current pension income should be recorded in the 'Non-deductible expenses' column).

	DEDUCTIONS		NON-DEDUCTIBLE EXPENSES	
Interest expenses within Australia	<b>A1</b>	12	<b>A2</b>	
Interest expenses overseas	<b>B1</b>		<b>B2</b>	
Capital works expenditure	<b>D1</b>		<b>D2</b>	
Decline in value of depreciating assets	<b>E1</b>		<b>E2</b>	
Insurance premiums – members	<b>F1</b>	8,156	<b>F2</b>	
Death benefit increase	<b>G1</b>			
SMSF auditor fee	<b>H1</b>	495	<b>H2</b>	
Investment expenses	<b>I1</b>	29,544	<b>I2</b>	
Management and administration expenses	<b>J1</b>	8,921	<b>J2</b>	
Forestry managed investment scheme expense	<b>U1</b>		<b>U2</b>	
Other amounts	<b>L1</b>		<b>L2</b>	
		Code		Code
Tax losses deducted	<b>M1</b>			

<b>TOTAL DEDUCTIONS</b>	<b>N</b>	47,128
(Total A1 to M1)		

<b>TOTAL NON-DEDUCTIBLE EXPENSES</b>	<b>Y</b>	0
(Total A2 to L2)		

<b>#TAXABLE INCOME OR LOSS</b>	<b>O</b>	73,065	Loss
<b>(TOTAL ASSESSABLE INCOME less TOTAL DEDUCTIONS)</b>			

<b>TOTAL SMSF EXPENSES</b>	<b>Z</b>	47,128
(N plus Y)		

#This is a mandatory label.

**Section D: Income tax calculation statement**

**#Important:**

Section B label R3, Section C label O and Section D labels A, T1, J, T5 and I are mandatory. If you leave these labels blank you will have specified a zero amount

**13 Calculation statement**

Please refer to the Self-managed superannuation fund annual return instructions 2019 on how to complete the calculation statement.

#Taxable income	<b>A</b>	73,065
(an amount must be included even if it is zero)		
#Tax on taxable income	<b>T1</b>	10,959.75
(an amount must be included even if it is zero)		
#Tax on no-TFN-quoted contributions	<b>J</b>	0.00
(an amount must be included even if it is zero)		
Gross tax	<b>B</b>	10,959.75
(T1 plus J)		

Foreign income tax offset <b>C1</b> <input type="text" value="91.09"/>	<b>Non-refundable non-carry forward tax offsets</b> <b>C</b> <input type="text" value="91.09"/> (C1 plus C2)
Rebates and tax offsets <b>C2</b> <input type="text"/>	

**SUBTOTAL 1**  
**T2**   
(B less C –cannot be less than zero)

Early stage venture capital limited partnership tax offset <b>D1</b> <input type="text"/>	<b>Non-refundable carry forward tax offsets</b> <b>D</b> <input type="text" value="0.00"/> (D1 plus D2 plus D3 plus D4)
Early stage venture capital limited partnership tax offset carried forward from previous year <b>D2</b> <input type="text"/>	
Early stage investor tax offset <b>D3</b> <input type="text"/>	
Early stage investor tax offset carried forward from previous year <b>D4</b> <input type="text"/>	

**SUBTOTAL 2**  
**T3**   
(T2 less D –cannot be less than zero)

Complying fund's franking credits tax offset <b>E1</b> <input type="text" value="453.68"/>	<b>Refundable tax offsets</b> <b>E</b> <input type="text" value="453.68"/> (E1 plus E2 plus E3 plus E4)
No-TFN tax offset <b>E2</b> <input type="text"/>	
National rental affordability scheme tax offset <b>E3</b> <input type="text"/>	
Exploration credit tax offset <b>E4</b> <input type="text"/>	

**#TAX PAYABLE T5**   
(T3 less E - cannot be less than zero)

**Section 102AAM interest charge**  
**G**

Credit for interest on early payments – amount of interest  
**H1**

Credit for tax withheld – foreign resident withholding (excluding capital gains)  
**H2**

Credit for tax withheld – where ABN or TFN not quoted (non-individual)  
**H3**

Credit for TFN amounts withheld from payments from closely held trusts  
**H5**

Credit for interest on no-TFN tax offset  
**H6**

Credit for foreign resident capital gains withholding amounts  
**H8**

**Eligible credits**  
**H**   
 (H1 plus H2 plus H3 plus H5 plus H6 plus H8)

**#Tax offset refunds**  
 (Remainder of refundable tax offsets). **I**   
 (unused amount from label E- an amount must be included even if it is zero)

**PAYG instalments raised**  
**K**

**Supervisory levy**  
**L**

**Supervisory levy adjustment for wound up funds**  
**M**

**Supervisory levy adjustment for new funds**  
**N**

**Total amount of tax payable** **S**   
 (T5 plus G less H less I less K plus L less M plus N)

#This is a mandatory label.

**Section E: Losses**

**14 Losses**

If total loss is greater than \$100,000, complete and attach a Losses schedule 2019.

Tax losses carried forward to later income years **U**

Net capital losses carried forward to later income years **V**

Net capital losses brought forward from prior years		Net capital losses carried forward to later income years	
Non-Collectables	<input type="text" value="0"/>		<input type="text" value="0"/>
Collectables	<input type="text" value="0"/>		<input type="text" value="0"/>

Section F / Section G: **Member Information**

In Section F / G report all current members in the fund at 30 June.  
Use Section F / G to report any former members or deceased members who held an interest in the fund at any time during the income year.

Title		MR	See the Privacy note in the Declaration.	Member Number	1
Family name		VELDEN	Member'sTFN	626 448 340	
First given name		STEPHEN	Account status		
Other given names			0 Code		
Date of birth		13/01/1958	If deceased, date of death		

**Contributions**

OPENING ACCOUNT BALANCE 322,360.52

Refer to instructions for completing these labels

Employer contributions  
**A** 24,580.34

ABN of principal employer  
**A1**

Personal contributions  
**B**

CGT small business retirement exemption  
**C**

CGT small business 15-year exemption amount  
**D**

Personal injury election  
**E**

Spouse and child contributions  
**F**

Other third party contributions  
**G**

Proceeds from primary residence disposal  
**H**

Receipt date  
**H**

Assessable foreign superannuation fund amount  
**I**

Non-assessable foreign superannuation fund amount  
**J**

Transfer from reserve: assessable amount  
**K**

Transfer from reserve: non-assessable amount  
**L**

Contributions from non-complying funds and previously non-complying funds  
**T**

Any other contributions (including Super Co-contributions and low Income Super Contributions)  
**M**

**TOTAL CONTRIBUTIONS N** 24,580.34  
(Sum of labels A to M)

**Other transactions**

Accumulation phase account balance  
**S1** 290,553.58

Retirement phase account balance - Non CDBIS  
**S2** 0.00

Retirement phase account balance - CDBIS  
**S3** 0.00

1 TRISCount

Allocated earnings or losses **O** 51,387.28 Loss  
L

Inward rollovers and transfers **P**

Outward rollovers and transfers **Q**

Lump Sum payment **R1**

Income stream payment **R2** 5,000.00 Code  
M

**CLOSING ACCOUNT BALANCE S** 290,553.58  
S1 plus S2 plus S3

Accumulation phase value **X1** 290,553.58

Retirement phase value **X2**

Outstanding limited recourse borrowing arrangement amount **Y**



Fund's tax file number (TFN) 924 434 746

See the Privacy note in the Declaration.

Title	MRS	Member'sTFN	626 966 635	Member Number	2
Familyname	VELDEN			Account status	0 Code
First given name	PAULINE				
Other given names					
Date of birth	24/06/1959	If deceased, date of death			

**Contributions**

OPENING ACCOUNT BALANCE 79,281.84

Refer to instructions for completing these labels

Employer contributions  
**A** 4,803.92

ABN of principal employer  
**A1**

Personal contributions  
**B**

CGT small business retirement exemption  
**C**

CGT small business 15-year exemption amount  
**D**

Personal injury election  
**E**

Spouse and child contributions  
**F**

Other third party contributions  
**G**

Proceeds from primary residence disposal

**H**

Receipt date  
**H**

Assessable foreign superannuation fund amount  
**I**

Non-assessable foreign superannuation fund amount  
**J**

Transfer from reserve: assessable amount  
**K**

Transfer from reserve: non-assessable amount  
**L**

Contributions from non-complying funds and previously non-complying funds  
**T**

Any other contributions (including Super Co-contributions and low Income Super Contributions)  
**M**

TOTAL CONTRIBUTIONS **N** 4,803.92

(Sum of labels A to M)

**Other transactions**

Accumulation phase account balance  
**S1** 71,633.71

Retirement phase account balance - Non CDBIS  
**S2** 0.00

Retirement phase account balance - CDBIS  
**S3** 0.00

Allocated earnings or losses **O** 12,452.05

Inward rollovers and transfers **P**

Outward rollovers and transfers **Q**

Lump Sum payment **R1**

Income stream payment **R2**

Loss  
**L**

Code

Code

0 TRISCount

CLOSING ACCOUNT BALANCE **S** 71,633.71

S1 plus S2 plus S3

Accumulation phase value **X1** 71,633.71

Retirement phase value **X2**

Outstanding limited recourse borrowing arrangement amount **Y**

**Section H: Assets and liabilities**

**15 ASSETS**

15a Australian managed investments

Listed trusts	<b>A</b>	<input type="text" value="108,497"/>
Unlisted trusts	<b>B</b>	<input type="text"/>
Insurance policy	<b>C</b>	<input type="text"/>
Other managed investments	<b>D</b>	<input type="text"/>

15b Australian direct investments

Cash and term deposits	<b>E</b>	<input type="text" value="125,849"/>
Debt securities	<b>F</b>	<input type="text"/>
Loans	<b>G</b>	<input type="text"/>
Listed shares	<b>H</b>	<input type="text"/>
Unlisted shares	<b>I</b>	<input type="text"/>

Limited recourse borrowing arrangements	
Australian residential real property	<b>J1</b> <input type="text"/>
Australian non-residential real property	<b>J2</b> <input type="text"/>
Overseas real property	<b>J3</b> <input type="text"/>
Australian shares	<b>J4</b> <input type="text"/>
Overseas shares	<b>J5</b> <input type="text"/>
Other	<b>J6</b> <input type="text"/>

Limited recourse borrowing arrangements	<b>J</b>	<input type="text" value="0"/>
---	----------	--------------------------------

Non-residential real property	<b>K</b>	<input type="text" value="99,564"/>
Residential real property	<b>L</b>	<input type="text"/>
Collectables and personal use assets	<b>M</b>	<input type="text"/>
Other assets	<b>O</b>	<input type="text" value="38,569"/>

15c Other investments

Crypto-Currency	<b>N</b>	<input type="text"/>
-----------------	----------	----------------------

15d Overseas direct investments

Overseas shares	<b>P</b>	<input type="text"/>
Overseas non-residential real property	<b>Q</b>	<input type="text"/>
Overseas residential real property	<b>R</b>	<input type="text"/>
Overseas managed investments	<b>S</b>	<input type="text"/>
Other overseas assets	<b>T</b>	<input type="text"/>

<b>TOTAL AUSTRALIAN AND OVERSEAS ASSETS</b> (Sum of labels A to T)	<b>U</b>	<input type="text" value="372,479"/>
---	----------	--------------------------------------

15e In-house assets

Did the fund have a loan to, lease to or investment in, related parties (known as in-house assets) at the end of the income year

15f Limited recourse borrowing arrangements

If the fund had an LRBA were the LRBA borrowings from a licensed financial institution? **A**  Print **Y** for yes or **N** for no.

Did the members or related parties of the fund use personal guarantees or other security for the LRBA? **B**  Print **Y** for yes or **N** for no.

**16 LIABILITIES**

Borrowings for limited recourse borrowing arrangements	<b>V1</b> <input type="text"/>	
Permissible temporary borrowings	<b>V2</b> <input type="text"/>	
Other borrowings	<b>V3</b> <input type="text"/>	
		Borrowings <b>V</b> <input type="text" value="0"/>

Total member closing account balances (total of all CLOSING ACCOUNT BALANCES from Sections F and G) **W**

Reserve accounts **X**

Other liabilities **Y**

**TOTAL LIABILITIES Z**

**Section I: Taxation of financial arrangements**

**17 Taxation of financial arrangements (TOFA)**

Total TOFA gains **H**

Total TOFA losses **I**

**Section J: Other information**

**Family trust election status**

If the trust or fund has made, or is making, a family trust election, write the four-digit income year specified of the election (for example, for the 2018–19 income year, write 2019). **A**

If revoking or varying a family trust election, print R for revoke or print V for variation, and complete and attach the Family trust election, revocation or variation 2019. **B**

**Interposed entity election status**

If the trust or fund has an existing election, write the earliest income year specified. If the trust or fund is making one or more elections this year, write the earliest income year being specified and complete an Interposed entity election or revocation 2019 for each election **C**

If revoking an interposed entity election, print R, and complete and attach the Interposed entity election or revocation 2019. **D**

**Section K:Declarations**

Penalties may be imposed for false or misleading information in addition to penalties relating to any tax shortfalls.

**Important**

Before making this declaration check to ensure that all income has been disclosed and the annual return, all attached schedules and any additional documents are true and correct in every detail. If you leave labels blank, you will have specified a zero amount or the label was not applicable to you. If you are in doubt about any aspect of the annual return, place all the facts before the ATO.

**Privacy**

The ATO is authorised by the Taxation Administration Act 1953 to request the provision of tax file numbers (TFNs). We will use the TFN to identify the entity in our records. It is not an offence not to provide the TFN. However if you do not provide the TFN, the processing of this form may be delayed.

Taxation law authorises the ATO to collect information and disclose it to other government agencies. For information about your privacy go to ato.gov.au/privacy.

**TRUSTEE'S OR DIRECTOR'S DECLARATION:**

I declare that, the current trustees and directors have authorised this annual return and it is documented as such in the SMSF's records. I have received a copy of the audit report (if required) and are aware of any matters raised therein. The information on this annual return, including any attached schedules and additional documentation is true and correct.

Authorised trustee's, director's or public officer's signature

Date

**Preferred trustee or director contact details:**

Title

Family name

First given name

Other given names

Phone number

Email address

Non-individual trustee name (if applicable)

ABN of non-individual trustee

Time taken to prepare and complete this annual return  Hrs

The Commissioner of Taxation, as Registrar of the Australian Business Register, may use the ABN and business details which you provide on this annual return to maintain the integrity of the register. For further information, refer to the instructions.

**TAX AGENT'S DECLARATION:**

I,

declare that the Self-managed superannuation fund annual return 2019 has been prepared in accordance with information provided by the trustees, that the trustees have given me a declaration stating that the information provided to me is true and correct, and that the trustees have authorised me to lodge this annual return.

Tax agent's signature

Date

**Tax agent's contact details**

Title

Family name

First given name

Other given names

Tax agent's practice

Tax agent's phone number

Tax agent number

Reference number

# Capital gains tax (CGT) schedule

# 2019

Use in conjunction with company, trust, fund or self-managed superannuation fund annual return.  
For instructions on how to complete this schedule refer to the publication Guide to capital gains tax.

Tax file number (TFN) **924 434 746**

Taxpayer's name **S & P VELDEN SUPERANNUATION FUND**

Australian Business Number (ABN) **78 688 076 259**

## 1 Current year capital gains and capital losses

	Capital gain
Shares in companies listed on an Australian securities exchange	A \$ <input type="text"/>
Other shares	B \$ <input type="text"/>
Units in unit trusts listed on an Australian securities exchange	C \$ <input type="text" value="268"/>
Other units	D \$ <input type="text"/>
Real estate situated in Australia	E \$ <input type="text"/>
Other real estate	F \$ <input type="text" value="107,442"/>
Amount of capital gains from a trust (including a managed fund)	G \$ <input type="text" value="168"/>
Collectables	H \$ <input type="text"/>
Other CGT assets and any other CGT events	I \$ <input type="text"/>
Amount of capital gain previously deferred under transitional CGT relief for superannuation funds	S \$ <input type="text"/>
<b>Total current year capital gains</b>	<b>J \$ <input type="text" value="107,878"/></b>

	Capital loss
	K \$ <input type="text"/>
	L \$ <input type="text"/>
	M \$ <input type="text" value="19"/>
	N \$ <input type="text"/>
	O \$ <input type="text"/>
	P \$ <input type="text"/>
	Q \$ <input type="text"/>
	R \$ <input type="text"/>

Add the amounts at labels K to R and write the total in item 2 label A - Total current year capital losses.

## 2 Capital losses

Total current year capital losses	A \$ <input type="text" value="19"/>
Total current year net capital losses applied	B \$ <input type="text" value="19"/>
Total prior year net capital losses applied	C \$ <input type="text"/>
Total capital losses transferred in applied (only for transfers involving a foreign bank branch or permanent establishment of a foreign financial entity)	D \$ <input type="text"/>
<b>Total capital losses applied</b>	<b>E \$ <input type="text" value="19"/></b>

Add amounts at B, C and D.

## 3 Unapplied net capital losses carried forward

Net capital losses from collectables carried forward to later income years	A \$ <input type="text"/>
Other net capital losses carried forward to later income years	B \$ <input type="text"/>

Add amounts at A and B and transfer the total to label V - Net capital losses carried forward to later income years on your tax return.

## 4 CGT discount

Total CGT discount applied

A \$

**6 Net capital gain**

Net capital gain

**A \$**

1J less 2E less 4A less 5D (cannot be less than zero). Transfer the amount at A to label A - Net capital gain on your tax return.

**Taxpayer's declaration**

If the schedule is not lodged with the income tax return you are required to sign and date the schedule.

**Important**

Before making this declaration check to ensure that all the information required has been provided on this form and any attachments to this form, and that the information provided is true and correct in every detail. If you are in doubt about any aspect of the tax return, place all the facts before the ATO. The income tax law imposes heavy penalties for false or misleading statements.

**Privacy**

Taxation law authorises the ATO to collect information and disclose it to other government agencies. This includes personal information of the person authorised to sign the declaration. For information about your privacy go to [ato.gov.au/privacy](http://ato.gov.au/privacy)

I declare that the information on this form is true and correct.

**Signature**

**Date**

Contact person

Daytime contact number (include area code)



Statement Period  
29 March 2019 - 28 June 2019

# Westpac Business One



THE DIRECTORS  
33 BROOKLAND ST  
BECKENHAM WA 6107

049

Account Name  
S & P VELDEN SUPER PTY LTD ATFT S  
& P VELDEN SUPERANNUATION FUND

Customer ID  
3895 4037 S & P VELDEN SUPER PTY  
LTD

BSB  
036-067 Account Number  
416 531

Opening Balance	+ \$2,830.04
Total Credits	+ \$13,000.00
Total Debits	- \$14,247.39
Closing Balance	+ \$1,582.65

## TRANSACTIONS

Please check all entries on this statement and promptly inform Westpac of any possible error or unauthorised transaction

DATE	TRANSACTION DESCRIPTION	DEBIT	CREDIT	BALANCE
29/03/19	STATEMENT OPENING BALANCE			2,830.04
01/04/19	Monthly Plan Fee	10.00		2,820.04
01/04/19	Debit Card Purchase Premier 3481 8007040154 Usa Usd 1,724.99 Card No. ~849212 incl. Westpac Foreign Transaction Fee Aud \$73.18	2,512.53		307.51
16/04/19	Debit Card Purchase Nreig / Affinity 9135992020 Usa Usd 39.00 Card No. ~849212 incl. Westpac Foreign Transaction Fee Aud \$1.63	56.07		251.44
23/04/19	Payment By Authority To Tal Life Limited 1670139-4895322	400.08		-148.64
24/04/19	Account Overdrawn Fee 23-April-2019	15.00		-163.64
30/04/19	Interest	0.49		-164.13
01/05/19	Monthly Plan Fee	10.00		-174.13
06/05/19	Deposit Online 2062772 Tfr Westpac Business Cas		1,500.00	1,325.87
17/05/19	Debit Card Purchase Nreig / Affinity 9135992020 Usa Usd 39.00 Card No. ~849212 incl. Westpac Foreign Transaction Fee Aud \$1.69	58.08		1,267.79

**TRANSACTIONS**

Please check all entries on this statement and promptly inform Westpac of any possible error or unauthorised transaction

DATE	TRANSACTION DESCRIPTION	DEBIT	CREDIT	BALANCE
22/05/19	Debit Card Purchase Florida Dept Of Stat Tallahassee Usa Usd 543.75 Card No. ~849212 incl. Westpac Foreign Transaction Fee Aud \$23.67	812.73		455.06
23/05/19	Payment By Authority To Tal Life Limited 1670139-5588436	400.08		54.98
31/05/19	Interest	0.45		54.53
03/06/19	Monthly Plan Fee	10.00		44.53
05/06/19	Deposit Online 2814987 Tfr Westpac Business Cas		5,000.00	5,044.53
05/06/19	Withdrawal Online 1816905 Pymt A.W. Boys Auditing	495.00		4,549.53
05/06/19	Withdrawal Online 1884052 Pymt D. Baker & Financials	2,405.00		2,144.53
05/06/19	Withdrawal Online 5704974 Bpay Tax Office Ato	1,906.59		237.94
14/06/19	Fee-Overseas Cheque Sent For Collection	50.00		187.94
17/06/19	Deposit Online 2748105 Tfr Westpac Business Casmemphis Repairs		6,500.00	6,687.94
17/06/19	Debit Card Purchase Nreig / Affinity 9135992020 Usa Usd 39.00 Card No. ~849212 incl. Westpac Foreign Transaction Fee Aud \$1.70	58.46		6,629.48
17/06/19	Debit Card Purchase Premier 3481 8007040154 Usa Usd 3,100.00 Card No. ~849212 incl. Westpac Foreign Transaction Fee Aud \$135.34	4,646.75		1,982.73
24/06/19	Payment By Authority To Tal Life Limited 1670139-6265306	400.08		1,582.65
28/06/19	<b>CLOSING BALANCE</b>			<b>1,582.65</b>

**CONVENIENCE AT YOUR FINGERTIPS**

Use Online, Mobile or Tablet Banking to pay bills, transfer funds, check your account balances and much more





## TRANSACTION FEE SUMMARY

To reconcile your Transaction Fee Summary you may need to refer to transactions listed on your previous statement(s).

Fee(s) charged to account 036-067 41-6531

01 APR 2019

Total  
\$0.00

This account provides up to a total of 25 free transactions each calendar month. For further information refer to the terms and conditions document for your account.

01 MAY 2019

Total  
\$0.00

This account provides up to a total of 25 free transactions each calendar month. For further information refer to the terms and conditions document for your account.

03 JUN 2019

Total  
\$0.00

This account provides up to a total of 25 free transactions each calendar month. For further information refer to the terms and conditions document for your account.



5002708 / M001506 / 160 / CN6CNCPW

**MORE INFORMATION**

Further information in relation to your account, including details of product benefits and applicable fees and charges, is available on request. That information is also contained in the Product Disclosure Statement (PDS) or other disclosure document for your account. For a copy of that document, or if you have any other enquiries, you can call Telephone Banking on 132 032 from Australia or +61 2 9293 9270 from overseas.

The above Closing Balance amount may not be the same as the balance payable to you on closure of your account (the 'termination value'). Details of the termination value can be obtained by calling Telephone Banking on the numbers quoted above. Further information on how to close accounts, including calculation of the termination value, is contained in the Product Disclosure Statement (PDS) booklet or other disclosure document for your account.

We have an internal process for handling and resolving any problem you may have with, or complaints relating to, your account or this product. Information about this process can be found in the Product Disclosure Statement (PDS) or other disclosure document for your account, or you can contact us on 1300 130 467.

**Westpac Live**

Manage your banking  
anytime, anywhere with  
Online Banking

**Telephone Banking**

Call us on 132 032  
+61 2 9293 9270 if overseas

**Local Branch**

Find branches and ATMs at  
[westpac.com.au/locateus](http://westpac.com.au/locateus)

**THANK YOU FOR BANKING WITH WESTPAC**



Statement Period  
28 June 2019 - 30 September 2019

D-5

## Westpac Business One



THE DIRECTORS  
33 BROOKLAND ST  
BECKENHAM WA 6107

049

Account Name  
S & P VELDEN SUPER PTY LTD ATFT S  
& P VELDEN SUPERANNUATION FUND

Customer ID  
3895 4037 S & P VELDEN SUPER PTY LTD

BSB  
036-067

Account Number  
416 531

Opening Balance	+ \$1,582.65
Total Credits	+ \$8,100.00
Total Debits	- \$8,815.15
Closing Balance	+ \$867.50

### TRANSACTIONS

Please check all entries on this statement and promptly inform Westpac of any possible error or unauthorised transaction

DATE	TRANSACTION DESCRIPTION	DEBIT	CREDIT	BALANCE
28/06/19	STATEMENT OPENING BALANCE			1,582.65
01/07/19	Deposit Online 2229567 Tfr Westpac Business			
	Casannual Drawdown		5,000.00	6,582.65
01/07/19	Monthly Plan Fee	10.00		6,572.65
01/07/19	Withdrawal Online 1239179 Pymt Pauline Ve			
	Drawdown frm Super	5,000.00		1,572.65
17/07/19	Debit Card Purchase Nreig / Affinity			
	9135992020 Usa Usd 39.00 Card No. ~849212			
	incl. Westpac Foreign Transaction Fee Aud			
	\$1.66	57.27		1,515.38
17/07/19	Withdrawal Online 1331364 Pymt D. Baker &	180.00		1,335.38
23/07/19	Payment By Authority To Tal Life Limited			
	1670139-6920360	400.08		935.30
01/08/19	Monthly Plan Fee	10.00		925.30
19/08/19	Debit Card Purchase Nreig / Affinity			
	9135992020 Usa Usd 39.00 Card No. ~849212			
	incl. Westpac Foreign Transaction Fee Aud			
	\$1.73	59.61		865.69
23/08/19	Payment By Authority To Tal Life Limited			
	1670139-A0573915	400.08		465.61
02/09/19	Monthly Plan Fee	10.00		455.61
16/09/19	Payment By Authority To Gps Planning Fee			
	175191973	880.00		-424.39
17/09/19	Account Overdrawn Fee 16-September-2019	15.00		-439.39

**TRANSACTIONS**

Please check all entries on this statement and promptly inform Westpac of any possible error or unauthorised transaction

DATE	TRANSACTION DESCRIPTION	DEBIT	CREDIT	BALANCE
17/09/19	Debit Card Purchase Nreig / Affinity 9135992020 Usa Usd 39.00 Card No. ~849212 incl. Westpac Foreign Transaction Fee Aud \$1.70	58.55		-497.94
17/09/19	Debit Card Purchase Fedex Australia Belmont Aus Card No. ~849212	99.55		-597.49
17/09/19	Debit Card Purchase Fedex Australia Belmont Aus Card No. ~849212	99.55		-697.04
18/09/19	Account Overdrawn Fee 17-September-2019	15.00		-712.04
23/09/19	Payment By Authority To Tal Life Limited 1670139-A1208025	400.08		-1,112.12
24/09/19	Account Overdrawn Fee 23-September-2019	15.00		-1,127.12
30/09/19	Deposit Online 2240672 Tfr Westpac Bus		2,000.00	872.88
30/09/19	Deposit Online 2253334 Tfr Westpac Bus Ron Brukwinski		1,100.00	1,972.88
30/09/19	Interest	5.38		1,967.50
30/09/19	Withdrawal-Osko Payment 1273407 Ron Brukwinski Velden - US Tax Return Velden	1,100.00		867.50
30/09/19	<b>CLOSING BALANCE</b>			<b>867.50</b>

**CONVENIENCE AT YOUR FINGERTIPS**

Use Online, Mobile or Tablet Banking to pay bills, transfer funds, check your account balances and much more

**TRANSACTION FEE SUMMARY**

To reconcile your Transaction Fee Summary you may need to refer to transactions listed on your previous statement(s).

Fee(s) charged to account 036-067 41-6531

01 JUL 2019

Total  
\$0.00

This account provides up to a total of 25 free transactions each calendar month. For further information refer to the terms and conditions document for your account.



01 AUG 2019

Total  
\$0.00

This account provides up to a total of 25 free transactions each calendar month. For further information refer to the terms and conditions document for your account.

02 SEP 2019

Total  
\$0.00

This account provides up to a total of 25 free transactions each calendar month. For further information refer to the terms and conditions document for your account.

**MORE INFORMATION**

Further information in relation to your account, including details of product benefits and applicable fees and charges, is available on request. That information is also contained in the Product Disclosure Statement (PDS) or other disclosure document for your account. For a copy of that document, or if you have any other enquiries, you can call Telephone Banking on 132 032 from Australia or +61 2 9293 9270 from overseas.

The above Closing Balance amount may not be the same as the balance payable to you on closure of your account (the 'termination value'). Details of the termination value can be obtained by calling Telephone Banking on the numbers quoted above. Further information on how to close accounts, including calculation of the termination value, is contained in the Product Disclosure Statement (PDS) booklet or other disclosure document for your account.

We have an internal process for handling and resolving any problem you may have with, or complaints relating to, your account or this product. Information about this process can be found in the Product Disclosure Statement (PDS) or other disclosure document for your account, or you can contact us on 1300 130 467.

**Westpac Live**



Manage your banking  
anytime, anywhere with  
Online Banking

**Telephone Banking**



Call us on 132 032  
+61 2 9293 9270 if overseas


**Local Branch**



Find branches and ATMs at  
[westpac.com.au/locateus](http://westpac.com.au/locateus)

**THANK YOU FOR BANKING WITH WESTPAC**





# Westpac Business One

THE DIRECTORS  
33 BROOKLAND ST  
BECKENHAM WA 6107

049

Account Name  
S & P VELDEN SUPER PTY LTD ATFT S  
& P VELDEN SUPERANNUATION FUND

Customer ID  
3895 4037 S & P VELDEN SUPER PTY LTD

BSB  
036-067 Account Number  
416 531

Opening Balance	+ \$867.50
Total Credits	+ \$16,400.00
Total Debits	- \$18,065.67
Closing Balance	- \$798.17

## TRANSACTIONS

Please check all entries on this statement and promptly inform Westpac of any possible error or unauthorised transaction

DATE	TRANSACTION DESCRIPTION	DEBIT	CREDIT	BALANCE
30/09/19	STATEMENT OPENING BALANCE			867.50
01/10/19	Monthly Plan Fee	10.00		857.50
17/10/19	Debit Card Purchase Nreig / Affinity 9135992020 Usa Usd 39.00 Card No. ~849212 incl. Westpac Foreign Transaction Fee Aud \$1.73	59.55		797.95
23/10/19	Payment By Authority To Tal Life Limited 1670139-A1872065	400.08		397.87
24/10/19	Deposit Online 2936930 Tfr Westpac Bus Prestige Portfolio		2,200.00	2,597.87
24/10/19	Payment By Authority To Gps Planning Fee 182301931	2,200.00		397.87
29/10/19	Deposit Online 2385291 Tfr Westpac Bus Memphis Repairs		1,400.00	1,797.87
01/11/19	Monthly Plan Fee	10.00		1,787.87
01/11/19	Debit Card Purchase Premier 3481 Cordova Usa Usd 925.70 Card No. ~849212 incl. Westpac Foreign Transaction Fee Aud \$40.54	1,391.88		395.99
14/11/19	Deposit Online 2062217 Tfr Westpac Bus Repairs To Memphis		11,500.00	11,895.99
18/11/19	Debit Card Purchase Nreig / Affinity 9135992020 Usa Usd 39.00 Card No. ~849212 incl. Westpac Foreign Transaction Fee Aud \$1.72	59.25		11,836.74

**TRANSACTIONS**

Please check all entries on this statement and promptly inform Westpac of any possible error or unauthorised transaction

DATE	TRANSACTION DESCRIPTION	DEBIT	CREDIT	BALANCE
19/11/19	Withdrawal Online 1794064 Intl Buy Memphi Repairs Roof & Int	11,809.14		27.60
25/11/19	Deposit Online 2927281 Tfr Westpac Bus		1,300.00	1,327.60
25/11/19	Withdrawal Online 1958593 Intl Buy Memphi Velden -Inv1251976	1,258.55		69.05
25/11/19	Payment By Authority To Tal Life Limited 1670139-A2570272	400.08		-331.03
26/11/19	Account Overdrawn Fee 25-November-2019	15.00		-346.03
29/11/19	Interest	0.58		-346.61
02/12/19	Monthly Plan Fee	10.00		-356.61
02/12/19	Fee For Overseas Telegraphic Transfer	20.00		-376.61
23/12/19	Payment By Authority To Tal Life Limited 1670139-A3192437	400.08		-776.69
24/12/19	Account Overdrawn Fee 23-December-2019	15.00		-791.69
31/12/19	Interest	6.48		-798.17
31/12/19	<b>CLOSING BALANCE</b>			<b>-798.17</b>

**CONVENIENCE AT YOUR FINGERTIPS**

Use Online, Mobile or Tablet Banking to pay bills, transfer funds, check your account balances and much more

**TRANSACTION FEE SUMMARY**

To reconcile your Transaction Fee Summary you may need to refer to transactions listed on your previous statement(s).

Fee(s) charged to account 036-067 41-6531

01 OCT 2019


Total  
\$0.00

This account provides up to a total of 25 free transactions each calendar month. For further information refer to the terms and conditions document for your account.

01 NOV 2019

Total  
\$0.00

This account provides up to a total of 25 free transactions each calendar month. For further information refer to the terms and conditions document for your account.



02 DEC 2019

Total  
\$0.00

This account provides up to a total of 25 free transactions each calendar month. For further information refer to the terms and conditions document for your account.

**MORE INFORMATION**

Further information in relation to your account, including details of product benefits and applicable fees and charges, is available on request. That information is also contained in the Product Disclosure Statement (PDS) or other disclosure document for your account. For a copy of that document, or if you have any other enquiries, you can call Telephone Banking on 132 032 from Australia or +61 2 9293 9270 from overseas.

The above Closing Balance amount may not be the same as the balance payable to you on closure of your account (the 'termination value'). Details of the termination value can be obtained by calling Telephone Banking on the numbers quoted above. Further information on how to close accounts, including calculation of the termination value, is contained in the Product Disclosure Statement (PDS) booklet or other disclosure document for your account.

We have an internal process for handling and resolving any problem you may have with, or complaints relating to, your account or this product. Information about this process can be found in the Product Disclosure Statement (PDS) or other disclosure document for your account, or you can contact us on 1300 130 467.

**31 Dec 2019**

Remember to always keep your passcode secret- don't tell anyone or let them see it. Never write your passcode on your card or on anything that could be lost or stolen. If you do need to record a reminder, you must make every effort to disguise it. You may be liable for losses if you don't protect your passcode.

To help you learn how you can protect your card against unauthorised transactions, find out more information at [westpac.com.au/businessdispute](http://westpac.com.au/businessdispute)

**Westpac Live**



Manage your banking anytime, anywhere with Online Banking

**Telephone Banking**



Call us on 132 032 +61 2 9293 9270 if overseas

**Local Branch**



Find branches and ATMs at [westpac.com.au/locateus](http://westpac.com.au/locateus)

**THANK YOU FOR BANKING WITH WESTPAC**







# Westpac Business One



THE DIRECTORS  
33 BROOKLAND ST  
BECKENHAM WA 6107

049

Account Name  
S & P VELDEN SUPER PTY LTD ATFT S  
& P VELDEN SUPERANNUATION FUND

Customer ID  
3895 4037 S & P VELDEN SUPER PTY  
LTD

BSB Account Number  
036-067 416 531

Opening Balance	- \$798.17
Total Credits	+ \$309,000.00
Total Debits	- \$307,588.49
Closing Balance	+ \$613.34

## TRANSACTIONS

Please check all entries on this statement and promptly inform Westpac of any possible error or unauthorised transaction

DATE	TRANSACTION DESCRIPTION	DEBIT	CREDIT	BALANCE
31/12/19	STATEMENT OPENING BALANCE			-798.17
02/01/20	Deposit Online 2925523 Tfr Westpac Bus		2,000.00	1,201.83
02/01/20	Monthly Plan Fee	10.00		1,191.83
23/01/20	Payment By Authority To Tal Life Limited 1670139-A3880543	400.08		791.75
31/01/20	Interest	0.67		791.08
03/02/20	Monthly Plan Fee	10.00		781.08
24/02/20	Payment By Authority To Tal Life Limited 1670139-A4548576	480.95		300.13
02/03/20	Monthly Plan Fee	10.00		290.13
13/03/20	Payment By Authority To Hub24 Custodial 330253905	150,000.00		-149,709.87
16/03/20	Direct Debit Dishonoured 0368229		150,000.00	290.13
16/03/20	Direct Entry Debit Dishonoured Fee 0368229	5.00		285.13
17/03/20	Deposit Online 2316474 Tfr Westpac Bus Pauline's Pension		6,000.00	6,285.13
17/03/20	Deposit Online 2333375 Tfr Westpac Bus		1,000.00	7,285.13
17/03/20	Deposit Online 2365803 Tfr Westpac Bus		150,000.00	157,285.13
17/03/20	Withdrawal-Osko Payment 1326123 Pauline Velden Paulines Pension	6,000.00		151,285.13
17/03/20	Withdrawal Mobile 0379387 Bpay Hub24	150,000.00		1,285.13
23/03/20	Payment By Authority To Tal Life Limited 1670139-A5162569	480.95		804.18
31/03/20	Interest	190.84		613.34



S006072 / M003648 / 092 / CN6CNCPPW

**TRANSACTIONS**

Please check all entries on this statement and promptly inform Westpac of any possible error or unauthorised transaction

DATE	TRANSACTION DESCRIPTION	DEBIT	CREDIT	BALANCE
31/03/20	CLOSING BALANCE			613.34

**CONVENIENCE AT YOUR FINGERTIPS**

Use Online, Mobile or Tablet Banking to pay bills, transfer funds, check your account balances and much more

**TRANSACTION FEE SUMMARY**

To reconcile your Transaction Fee Summary you may need to refer to transactions listed on your previous statement(s).

Fee(s) charged to account 036-067 41-6531

02 JAN 2020

Total  
\$0.00

This account provides up to a total of 25 free transactions each calendar month. For further information refer to the terms and conditions document for your account.

03 FEB 2020


Total  
\$0.00

This account provides up to a total of 25 free transactions each calendar month. For further information refer to the terms and conditions document for your account.

02 MAR 2020

Total  
\$0.00

This account provides up to a total of 25 free transactions each calendar month. For further information refer to the terms and conditions document for your account.

**MORE INFORMATION**

Further information in relation to your account, including details of product benefits and applicable fees and charges, is available on request. That information is also contained in the Product Disclosure Statement (PDS) or other disclosure document for your account. For a copy of that document, or if you have any other enquiries, you can call Telephone Banking on 132 032 from Australia or +61 2 9293 9270 from overseas.

The above Closing Balance amount may not be the same as the balance payable to you on closure of your account (the 'termination value'). Details of the termination value can be obtained by calling Telephone Banking on the numbers quoted above. Further information on how to close accounts, including calculation of the termination value, is contained in the Product Disclosure Statement (PDS) booklet or other disclosure document for your account.

We have an internal process for handling and resolving any problem you may have with, or complaints relating to, your account or this product. Information about this process can be found in the Product Disclosure Statement (PDS) or other disclosure document for your account, or you can contact us on 1300 130 467.

**Westpac Live**

Manage your banking  
anytime, anywhere with  
Online Banking

**Telephone Banking**

Call us on 132 032  
+61 2 9293 9270 if overseas

**Local Branch**

Find branches and ATMs at  
[westpac.com.au/locateus](http://westpac.com.au/locateus)

**THANK YOU FOR BANKING WITH WESTPAC**





Statement Period  
31 March 2020 - 30 June 2020

D-14

# Westpac Business One



THE DIRECTORS  
33 BROOKLAND ST  
BECKENHAM WA 6107

049

Account Name  
S & P VELDEN SUPER PTY LTD ATFT S  
& P VELDEN SUPERANNUATION FUND

Customer ID  
3895 4037 S & P VELDEN SUPER PTY LTD

BSB Account Number  
036-067 416 531

Opening Balance	+ \$613.34
Total Credits	+ \$2,000.00
Total Debits	- \$2,252.05
Closing Balance	+ \$361.29

## TRANSACTIONS

Please check all entries on this statement and promptly inform Westpac of any possible error or unauthorised transaction

DATE	TRANSACTION DESCRIPTION	DEBIT	CREDIT	BALANCE
31/03/20	STATEMENT OPENING BALANCE			613.34
01/04/20	Monthly Plan Fee	10.00		603.34
01/04/20	Debit Card Purchase Florida Dept Of Stat Tallahassee Usa Usd 143.75 Card No. ~849212 incl. Westpac Foreign Transaction Fee Aud \$7.05	242.20		361.14
14/04/20	Deposit Online 2565625 Tfr Westpac Bus		1,000.00	1,361.14
14/04/20	Withdrawal-Osko Payment 1536100 D. Baker & Associates Inv 026937 - Velden	298.00		1,063.14
14/04/20	Withdrawal Online 6727534 Bpay Asic Asic	54.00		1,009.14
23/04/20	Payment By Authority To Tal Life Limited 1670139-A5823440	480.95		528.19
01/05/20	Monthly Plan Fee	10.00		518.19
25/05/20	Payment By Authority To Tal Life Limited 1670139-A6479954	480.95		37.24
01/06/20	Monthly Plan Fee	10.00		27.24
08/06/20	Deposit Online 2297749 Tfr Westpac Bus		1,000.00	1,027.24
08/06/20	Withdrawal-Osko Payment 1308050 D. Baker & Associates	185.00		842.24
23/06/20	Payment By Authority To Tal Life Limited 1670139-A7093130	480.95		361.29
30/06/20	CLOSING BALANCE			361.29

**CONVENIENCE AT YOUR FINGERTIPS**

Use Online, Mobile or Tablet Banking to pay bills, transfer funds, check your account balances and much more

**TRANSACTION FEE SUMMARY**

To reconcile your Transaction Fee Summary you may need to refer to transactions listed on your previous statement(s).

Fee(s) charged to account 036-067 41-6531

01 APR 2020

Total  
\$0.00

This account provides up to a total of 25 free transactions each calendar month. For further information refer to the terms and conditions document for your account.

01 MAY 2020


Total  
\$0.00

This account provides up to a total of 25 free transactions each calendar month. For further information refer to the terms and conditions document for your account.

01 JUN 2020

Total  
\$0.00

This account provides up to a total of 25 free transactions each calendar month. For further information refer to the terms and conditions document for your account.



## MORE INFORMATION

Further information in relation to your account, including details of product benefits and applicable fees and charges, is available on request. That information is also contained in the Product Disclosure Statement (PDS) or other disclosure document for your account. For a copy of that document, or if you have any other enquiries, you can call Telephone Banking on 132 032 from Australia or +61 2 9293 9270 from overseas.

The above Closing Balance amount may not be the same as the balance payable to you on closure of your account (the 'termination value'). Details of the termination value can be obtained by calling Telephone Banking on the numbers quoted above. Further information on how to close accounts, including calculation of the termination value, is contained in the Product Disclosure Statement (PDS) booklet or other disclosure document for your account.

We have an internal process for handling and resolving any problem you may have with, or complaints relating to, your account or this product. Information about this process can be found in the Product Disclosure Statement (PDS) or other disclosure document for your account, or you can contact us on 1300 130 467.

### Westpac Live



Manage your banking  
anytime, anywhere with  
Online Banking

### Telephone Banking



Call us on 132 032  
+61 2 9293 9270 if overseas

### Local Branch



Find branches and ATMs at  
[westpac.com.au/locateus](http://westpac.com.au/locateus)

**THANK YOU FOR BANKING WITH WESTPAC**



**Westpac Business Cash Reserve**



049

THE DIRECTORS  
33 BROOKLAND ST  
BECKENHAM WA 6107

Account Name  
S & P VELDEN SUPER PTY LTD ATFT S  
& P VELDEN SUPERANNUATION FUND -  
A/C 2

Customer ID  
3895 4037 S & P VELDEN SUPER PTY  
LTD

BSB  
036-067 Account Number  
416 558

Opening Balance	+ \$119,499.01
Total Credits	+ \$13,055.03
Total Debits	- \$18,200.00
Closing Balance	+ \$114,354.04

**INTEREST RATES (PER ANNUM) ON CREDIT BALANCES**

Effective Date	\$0 to \$9999	Over \$9999 to \$19999	Over \$19999 to \$49999	Over \$49999 to \$99999
12 Nov 2018	0.01 %	0.40 %	0.40 %	0.40 %
18 Jun 2019	0.01 %	0.25 %	0.25 %	0.25 %
19 Jul 2019	0.01 %	0.15 %	0.15 %	0.15 %

Effective Date	Over \$99999 to \$499999	Over \$499999
12 Nov 2018	0.40 %	0.40 %
18 Jun 2019	0.25 %	0.25 %
19 Jul 2019	0.15 %	0.15 %

Tax File Number/Australian Business Number Information: Tax File Numbers or Australian Business Numbers are not held and Pay As You Go withholding tax may be deducted from interest.

**TRANSACTIONS**

Please check all entries on this statement and promptly inform Westpac of any possible error or unauthorised transaction

DATE	TRANSACTION DESCRIPTION	DEBIT	CREDIT	BALANCE
29/03/19	STATEMENT OPENING BALANCE			119,499.01
08/04/19	Deposit Automatic Data P Adp201904081523477		406.13	119,905.14
15/04/19	Export Proceeds Received Reference 288518		1,061.09	120,966.23

S002834 / M001527 / 201 / CN6CNCIPW



### TRANSACTIONS

Please check all entries on this statement and promptly inform Westpac of any possible error or unauthorised transaction

DATE	TRANSACTION DESCRIPTION	DEBIT	CREDIT	BALANCE
16/04/19	Export Proceeds Received Reference 288611		1,054.03	122,020.26
23/04/19	Deposit Nab Super Pay 760041845980009Np4		2,050.59	124,070.85
30/04/19	Gross Int 42.49 Tax 47.00% 19.00 Net Interest		23.49	124,094.34
06/05/19	Withdrawal Online 1062771 Tfr Westpac Bus	1,500.00		122,594.34
07/05/19	Fee-Overseas Cheque Sent For Collection	50.00		122,544.34
08/05/19	Deposit Automatic Data P Adp201905081546997		90.25	122,634.59
22/05/19	Deposit Nab Super Pay 760041845980009Yeb		2,050.59	124,685.18
24/05/19	Export Proceeds Received Reference 291000		1,095.44	125,780.62
31/05/19	Gross Int 42.04 Tax 47.00% 19.00 Net Interest		23.04	125,803.66
05/06/19	Withdrawal Online 1814986 Tfr Westpac Bus	5,000.00		120,803.66
17/06/19	Withdrawal Online 1748105 Tfr Westpac Bus	6,500.00		114,303.66
20/06/19	Deposit Nab Super Pay 76004184598000A7Nr		2,050.59	116,354.25
28/06/19	Gross Int 31.97 Tax 47.00% 14.00 Net Interest		17.97	116,372.22
01/07/19	Withdrawal Online 1229565 Tfr Westpac Bus Annual Drawdown	5,000.00		111,372.22
03/07/19	Export Proceeds Received Reference 293369		1,081.23	112,453.45
16/07/19	Safe Deposit Box Annual Fee - Inc Gst Auto Fee Charge 6000Sc6133	150.00		112,303.45
19/07/19	Deposit Nab Super Pay 76004184598000Ahmp		2,050.59	114,354.04
19/07/19	<b>CLOSING BALANCE</b>			<b>114,354.04</b>

### CONVENIENCE AT YOUR FINGERTIPS

Use Online, Mobile or Tablet Banking to pay bills, transfer funds, check your account balances and much more

### TRANSACTION FEE SUMMARY

To reconcile your Transaction Fee Summary you may need to refer to transactions listed on your previous statement(s).

Fee(s) charged to account 036-067 41-6558  
Transaction fee(s) period 01 MAR 2019 to 31 MAR 2019

Total \$0.00
-----------------

No transaction fee applies for electronic deposits and withdrawals and electronic telephone banking deposits and withdrawals. For further details refer to the Product Disclosure Statement document for your account.





Transaction fee(s) period 01 APR 2019 to 30 APR 2019

Total \$0.00
-----------------

No transaction fee applies for electronic deposits and withdrawals and electronic telephone banking deposits and withdrawals. For further details refer to the Product Disclosure Statement document for your account.

Transaction fee(s) period 01 MAY 2019 to 31 MAY 2019

Total \$0.00
-----------------

No transaction fee applies for electronic deposits and withdrawals and electronic telephone banking deposits and withdrawals. For further details refer to the Product Disclosure Statement document for your account.

Transaction fee(s) period 01 JUN 2019 to 30 JUN 2019

Total \$0.00
-----------------

No transaction fee applies for electronic deposits and withdrawals and electronic telephone banking deposits and withdrawals. For further details refer to the Product Disclosure Statement document for your account.

**ANNUAL INFORMATION  
FOR THE PERIOD 1 JULY 2018 TO 30 JUNE 2019**

**For account: 6067/416558**

Total interest credited	\$281.42
Withholding tax deducted	\$123.00

These details are provided for your records and taxation purposes

**MORE INFORMATION**

Further information in relation to your account, including details of product benefits and applicable fees and charges, is available on request. That information is also contained in the Product Disclosure Statement (PDS) or other disclosure document for your account. For a copy of that document, or if you have any other enquiries, you can call Telephone Banking on 132 032 from Australia or +61 2 9293 9270 from overseas.

The above Closing Balance amount may not be the same as the balance payable to you on closure of your account (the 'termination value'). Details of the termination value can be obtained by calling Telephone Banking on the numbers quoted above. Further information on how to close accounts, including calculation of the termination value, is contained in the Product Disclosure Statement (PDS) booklet or other disclosure document for your account.

We have an internal process for handling and resolving any problem you may have with, or complaints relating to, your account or this product. Information about this process can be found in the Product Disclosure Statement (PDS) or other disclosure document for your account, or you can contact us on 1300 130 467.

**Westpac Live**

Manage your banking  
anytime, anywhere with  
Online Banking


**Telephone Banking**

Call us on 132 032  
+61 2 9293 9270 if overseas

**Local Branch**

Find branches and ATMs at  
[westpac.com.au/locateus](http://westpac.com.au/locateus)

**THANK YOU FOR BANKING WITH WESTPAC**



**Westpac Business Cash Reserve**



THE DIRECTORS  
33 BROOKLAND ST  
BECKENHAM WA 6107

049

Account Name  
S & P VELDEN SUPER PTY LTD ATFT S  
& P VELDEN SUPERANNUATION FUND -  
A/C 2

Customer ID  
3895 4037 S & P VELDEN SUPER PTY LTD

BSB Account Number  
036-067 416 558

Opening Balance	+ \$114,354.04
Total Credits	+ \$4,947.78
Total Debits	- \$3,100.00
Closing Balance	+ \$116,201.82

**INTEREST RATES (PER ANNUM) ON CREDIT BALANCES**

Effective Date	\$0 to \$9999	Over \$9999 to \$19999	Over \$19999 to \$49999	Over \$49999 to \$99999
19 Jul 2019	0.01 %	0.15 %	0.15 %	0.15 %

Effective Date	Over \$99999 to \$499999	Over \$499999
19 Jul 2019	0.15 %	0.15 %

**Tax File Number/Australian Business Number Information:** Tax File Numbers or Australian Business Numbers are not held and Pay As You Go withholding tax may be deducted from interest.

**TRANSACTIONS**

Please check all entries on this statement and promptly inform Westpac of any possible error or unauthorised transaction

DATE	TRANSACTION DESCRIPTION	DEBIT	CREDIT	BALANCE
19/07/19	STATEMENT OPENING BALANCE			114,354.04
22/07/19	Deposit Quicksuper Quickspr2480205455		328.85	114,682.89
22/07/19	Deposit Quicksuper Quickspr2480205456		475.00	115,157.89
31/07/19	Gross Int 21.90 Tax 47.00% 9.00 Net Interest		12.90	115,170.79
21/08/19	Deposit Nab Super Pay 76004184598000Aqyc		2,050.59	117,221.38
30/08/19	Gross Int 14.27 Tax 47.00% 6.00 Net Interest		8.27	117,229.65
20/09/19	Deposit Nab Super Pay 76004184598000B0G8		2,064.16	119,293.81
30/09/19	Gross Int 15.01 Tax 47.00% 7.00 Net Interest		8.01	119,301.82
30/09/19	Withdrawal Online 1240671 Tfr Westpac Bus	2,000.00		117,301.82



### TRANSACTIONS

Please check all entries on this statement and promptly inform Westpac of any possible error or unauthorised transaction

DATE	TRANSACTION DESCRIPTION	DEBIT	CREDIT	BALANCE
30/09/19	Withdrawal Online 1253334 Tfr Westpac Bus	1,100.00		116,201.82
30/09/19	<b>CLOSING BALANCE</b>			<b>116,201.82</b>

### CONVENIENCE AT YOUR FINGERTIPS

Use Online, Mobile or Tablet Banking to pay bills, transfer funds, check your account balances and much more

### TRANSACTION FEE SUMMARY

To reconcile your Transaction Fee Summary you may need to refer to transactions listed on your previous statement(s).

Fee(s) charged to account 036-067 41-6558  
Transaction fee(s) period 01 JUL 2019 to 31 JUL 2019


Total \$0.00
-----------------

No transaction fee applies for electronic deposits and withdrawals and electronic telephone banking deposits and withdrawals. For further details refer to the Product Disclosure Statement document for your account.

Transaction fee(s) period 01 AUG 2019 to 31 AUG 2019

Total \$0.00
-----------------

No transaction fee applies for electronic deposits and withdrawals and electronic telephone banking deposits and withdrawals. For further details refer to the Product Disclosure Statement document for your account.

**MORE INFORMATION**

Further information in relation to your account, including details of product benefits and applicable fees and charges, is available on request. That information is also contained in the Product Disclosure Statement (PDS) or other disclosure document for your account. For a copy of that document, or if you have any other enquiries, you can call Telephone Banking on 132 032 from Australia or +61 2 9293 9270 from overseas.

The above Closing Balance amount may not be the same as the balance payable to you on closure of your account (the 'termination value'). Details of the termination value can be obtained by calling Telephone Banking on the numbers quoted above. Further information on how to close accounts, including calculation of the termination value, is contained in the Product Disclosure Statement (PDS) booklet or other disclosure document for your account.

We have an internal process for handling and resolving any problem you may have with, or complaints relating to, your account or this product. Information about this process can be found in the Product Disclosure Statement (PDS) or other disclosure document for your account, or you can contact us on 1300 130 467.

**Westpac Live**

Manage your banking  
anytime, anywhere with  
Online Banking


**Telephone Banking**

Call us on 132 032  
+61 2 9293 9270 if overseas

**Local Branch**

Find branches and ATMs at  
[westpac.com.au/locateus](http://westpac.com.au/locateus)

**THANK YOU FOR BANKING WITH WESTPAC**



**Westpac Business Cash Reserve**



THE DIRECTORS  
33 BROOKLAND ST  
BECKENHAM WA 6107

049

Account Name  
**S & P VELDEN SUPER PTY LTD ATFT S  
& P VELDEN SUPERANNUATION FUND -  
A/C 2**

Customer ID  
**3895 4037 S & P VELDEN SUPER PTY  
LTD**

BSB Account Number  
**036-067 416 558**

Opening Balance	+ \$116,201.82
Total Credits	+ \$108,804.51
Total Debits	- \$175,412.00
Closing Balance	+ \$49,594.33

**INTEREST RATES (PER ANNUM) ON CREDIT BALANCES**

Effective Date	\$0 to \$9999	Over \$9999 to \$19999	Over \$19999 to \$49999	Over \$49999 to \$99999
19 Jul 2019	0.01 %	0.15 %	0.15 %	0.15 %
24 Oct 2019	0.01 %	0.10 %	0.10 %	0.10 %
17 Mar 2020	0.01 %	0.05 %	0.05 %	0.05 %

Effective Date	Over \$99999 to \$499999	Over \$499999
19 Jul 2019	0.15 %	0.15 %
24 Oct 2019	0.10 %	0.10 %
17 Mar 2020	0.05 %	0.05 %

**Tax File Number/Australian Business Number Information: Tax File Numbers or Australian Business Numbers are not held and Pay As You Go withholding tax may be deducted from interest.**

**TRANSACTIONS**

Please check all entries on this statement and promptly inform Westpac of any possible error or unauthorised transaction

DATE	TRANSACTION DESCRIPTION	DEBIT	CREDIT	BALANCE
30/09/19	STATEMENT OPENING BALANCE			116,201.82
03/10/19	Deposit Quicksuper Quickspr2533430295		475.00	116,676.82
03/10/19	Deposit Quicksuper Quickspr2533430296		475.00	117,151.82
03/10/19	Deposit Quicksuper Quickspr2533430297		475.00	117,626.82

**TRANSACTIONS**

Please check all entries on this statement and promptly inform Westpac of any possible error or unauthorised transaction

DATE	TRANSACTION DESCRIPTION	DEBIT	CREDIT	BALANCE
21/10/19	Deposit Nab Super Pay 76004184598000Bacf		2,064.16	119,690.98
24/10/19	Withdrawal Online 1936930 Tfr Westpac Bus	2,200.00		117,490.98
29/10/19	Withdrawal Online 1385291 Tfr Westpac Bus Memphis Repairs	1,400.00		116,090.98
31/10/19	Gross Int 13.85 Tax 47.00% 6.00 Net Interest		7.85	116,098.83
14/11/19	Withdrawal Online 1062217 Tfr Westpac Bus	11,500.00		104,598.83
21/11/19	Deposit Nab Super Pay 76004184598000Bku3		2,064.16	106,662.99
22/11/19	Proceeds Overseas Telegraphic Transfer 172447 Usd66258.96@0.7085 Saddle Creek Title Llc		93,520.06	200,183.05
22/11/19	Fee For Overseas Telegraphic Transfer 0172447	12.00		200,171.05
25/11/19	Withdrawal Online 1927281 Tfr Westpac Bus	1,300.00		198,871.05
29/11/19	Gross Int 10.57 Tax 47.00% 4.00 Net Interest		6.57	198,877.62
19/12/19	Deposit Nab Super Pay 76004184598000Btqe		2,064.16	200,941.78
31/12/19	Gross Int 17.50 Tax 47.00% 7.00 Net Interest		10.50	200,952.28
02/01/20	Withdrawal Online 1925523 Tfr Westpac Bus	2,000.00		198,952.28
21/01/20	Deposit Nab Super Pay 76004184598000C3lv		2,064.16	201,016.44
29/01/20	Deposit Quicksuper Quickspr2621342426		475.00	201,491.44
29/01/20	Deposit Quicksuper Quickspr2621342429		475.00	201,966.44
29/01/20	Deposit Quicksuper Quickspr2621342430		475.00	202,441.44
31/01/20	Gross Int 16.97 Tax 47.00% 7.00 Net Interest		9.97	202,451.41
20/02/20	Deposit Nab Super Pay 76004184598000Cbth		2,064.16	204,515.57
28/02/20	Gross Int 15.57 Tax 47.00% 7.00 Net Interest		8.57	204,524.14
17/03/20	Withdrawal Online 1316473 Tfr Westpac Bus Pauline's Pension	6,000.00		198,524.14
17/03/20	Withdrawal Online 1333375 Tfr Westpac Bus	1,000.00		197,524.14
17/03/20	Withdrawal Mobile 1365802 Tfr Westpac Bus	150,000.00		47,524.14
19/03/20	Deposit Nab Super Pay 76004184598000Cjho		2,064.16	49,588.30
31/03/20	Gross Int 11.03 Tax 47.00% 5.00 Net Interest		6.03	49,594.33
31/03/20	<b>CLOSING BALANCE</b>			<b>49,594.33</b>

**CONVENIENCE AT YOUR FINGERTIPS**

Use Online, Mobile or Tablet Banking to pay bills, transfer funds, check your account balances and much more



**TRANSACTION FEE SUMMARY**

To reconcile your Transaction Fee Summary you may need to refer to transactions listed on your previous statement(s).

Fee(s) charged to account 036-067 41-6558  
Transaction fee(s) period 01 SEP 2019 to 30 SEP 2019

Total \$0.00
-----------------

No transaction fee applies for electronic deposits and withdrawals and electronic telephone banking deposits and withdrawals. For further details refer to the Product Disclosure Statement document for your account.

Transaction fee(s) period 01 OCT 2019 to 31 OCT 2019

Total \$0.00
-----------------

No transaction fee applies for electronic deposits and withdrawals and electronic telephone banking deposits and withdrawals. For further details refer to the Product Disclosure Statement document for your account.

Transaction fee(s) period 01 NOV 2019 to 30 NOV 2019

Total \$0.00
-----------------

No transaction fee applies for electronic deposits and withdrawals and electronic telephone banking deposits and withdrawals. For further details refer to the Product Disclosure Statement document for your account.

Transaction fee(s) period 01 DEC 2019 to 31 DEC 2019

Total \$0.00
-----------------

No transaction fee applies for electronic deposits and withdrawals and electronic telephone banking deposits and withdrawals. For further details refer to the Product Disclosure Statement document for your account.

Transaction fee(s) period 01 JAN 2020 to 31 JAN 2020

Total \$0.00
-----------------

No transaction fee applies for electronic deposits and withdrawals and electronic telephone banking deposits and withdrawals. For further details refer to the Product Disclosure Statement document for your account.







Transaction fee(s) period 01 FEB 2020 to 29 FEB 2020

Total \$0.00
-----------------

No transaction fee applies for electronic deposits and withdrawals and electronic telephone banking deposits and withdrawals. For further details refer to the Product Disclosure Statement document for your account.

## MORE INFORMATION

Further information in relation to your account, including details of product benefits and applicable fees and charges, is available on request. That information is also contained in the Product Disclosure Statement (PDS) or other disclosure document for your account. For a copy of that document, or if you have any other enquiries, you can call Telephone Banking on 132 032 from Australia or +61 2 9293 9270 from overseas.

The above Closing Balance amount may not be the same as the balance payable to you on closure of your account (the 'termination value'). Details of the termination value can be obtained by calling Telephone Banking on the numbers quoted above. Further information on how to close accounts, including calculation of the termination value, is contained in the Product Disclosure Statement (PDS) booklet or other disclosure document for your account.

We have an internal process for handling and resolving any problem you may have with, or complaints relating to, your account or this product. Information about this process can be found in the Product Disclosure Statement (PDS) or other disclosure document for your account, or you can contact us on 1300 130 467.

### 31 Mar 2020

Remember to always keep your passcode secret- don't tell anyone or let them see it. Never write your passcode on your card or on anything that could be lost or stolen. If you do need to record a reminder, you must make every effort to disguise it. You may be liable for losses if you don't protect your passcode.

To help you learn how you can protect your card against unauthorised transactions, find out more information at [westpac.com.au/businessdispute](http://westpac.com.au/businessdispute)

### Westpac Live



Manage your banking  
anytime, anywhere with  
Online Banking

### Telephone Banking



Call us on 132 032  
+61 2 9293 9270 if overseas

### Local Branch



Find branches and ATMs at  
[westpac.com.au/locateus](http://westpac.com.au/locateus)

**THANK YOU FOR BANKING WITH WESTPAC**



**Westpac Business Cash Reserve**

049  
THE DIRECTORS  
33 BROOKLAND ST  
BECKENHAM WA 6107

Account Name  
S & P VELDEN SUPER PTY LTD ATFT S  
& P VELDEN SUPERANNUATION FUND -  
A/C 2

Customer ID  
3895 4037 S & P VELDEN SUPER PTY  
LTD

BSB Account Number  
036-067 416 558

Opening Balance	+ \$49,594.33
Total Credits	+ \$11,520.65
Total Debits	- \$2,150.00
Closing Balance	+ \$58,964.98

**INTEREST RATES (PER ANNUM) ON CREDIT BALANCES**

Effective Date	\$0 to \$9999	Over \$9999 to \$19999	Over \$19999 to \$49999	Over \$49999 to \$99999
17 Mar 2020	0.01 %	0.05 %	0.05 %	0.05 %
Effective Date	Over \$99999 to \$499999	Over \$499999		
17 Mar 2020	0.05 %	0.05 %		

**Tax File Number/Australian Business Number Information: Tax File Numbers or Australian Business Numbers are not held and Pay As You Go withholding tax may be deducted from interest.**

**TRANSACTIONS**

Please check all entries on this statement and promptly inform Westpac of any possible error or unauthorised transaction

DATE	TRANSACTION DESCRIPTION	DEBIT	CREDIT	BALANCE
31/03/20	STATEMENT OPENING BALANCE			49,594.33
09/04/20	Deposit Quicksuper Quickspr2673674089		475.00	50,069.33
09/04/20	Deposit Quicksuper Quickspr2673674090		475.00	50,544.33
09/04/20	Deposit Quicksuper Quickspr2673674091		241.15	50,785.48
14/04/20	Withdrawal Online 1565624 Tfr Westpac Bus	1,000.00		49,785.48
21/04/20	Deposit Nab Super Pay 76004184598000Cpsy		2,064.16	51,849.64
30/04/20	Interest Paid		2.07	51,851.71
01/05/20	Deposit Quicksuper Quickspr2686242112		261.25	52,112.96
01/05/20	Deposit Quicksuper Quickspr2686242113		775.83	52,888.79

S002143 / M001181 / 207 / CN6CNCPPW

**TRANSACTIONS**

Please check all entries on this statement and promptly inform Westpac of any possible error or unauthorised transaction

DATE	TRANSACTION DESCRIPTION	DEBIT	CREDIT	BALANCE
21/05/20	Deposit Nab Super Pay 76004184598000Cuck		2,064.16	54,952.95
29/05/20	Interest Paid		2.12	54,955.07
01/06/20	Deposit Quicksuper Quickspr2704352192		514.58	55,469.65
08/06/20	Withdrawal Online 1297749 Tfr Westpac Bus	1,000.00		54,469.65
19/06/20	Deposit Nab Super Pay 76004184598000Cyi6		2,064.16	56,533.81
29/06/20	Deposit Quicksuper Quickspr2722727979		514.58	57,048.39
30/06/20	Interest Paid		2.43	57,050.82
15/07/20	Safe Deposit Box Annual Fee - Inc Gst Auto			
	Fee Charge 6000Sc6133	150.00		56,900.82
23/07/20	Deposit Nab Super Pay 76004184598000D26O		2,064.16	58,964.98
24/07/20	<b>CLOSING BALANCE</b>			<b>58,964.98</b>

**CONVENIENCE AT YOUR FINGERTIPS**

Use Online, Mobile or Tablet Banking to pay bills, transfer funds, check your account balances and much more

**TRANSACTION FEE SUMMARY**

To reconcile your Transaction Fee Summary you may need to refer to transactions listed on your previous statement(s).

Fee(s) charged to account 036-067 41-6558

Transaction fee(s) period 01 MAR 2020 to 31 MAR 2020

Total \$0.00
-----------------

No transaction fee applies for electronic deposits and withdrawals and electronic telephone banking deposits and withdrawals. For further details refer to the Product Disclosure Statement document for your account.

Transaction fee(s) period 01 APR 2020 to 30 APR 2020

Total \$0.00
-----------------

No transaction fee applies for electronic deposits and withdrawals and electronic telephone banking deposits and withdrawals. For further details refer to the Product Disclosure Statement document for your account.



Transaction fee(s) period 01 MAY 2020 to 31 MAY 2020

Total \$0.00
-----------------

No transaction fee applies for electronic deposits and withdrawals and electronic telephone banking deposits and withdrawals. For further details refer to the Product Disclosure Statement document for your account.

Transaction fee(s) period 01 JUN 2020 to 30 JUN 2020

Total \$0.00
-----------------

No transaction fee applies for electronic deposits and withdrawals and electronic telephone banking deposits and withdrawals. For further details refer to the Product Disclosure Statement document for your account.

**ANNUAL INFORMATION  
FOR THE PERIOD 1 JULY 2019 TO 30 JUNE 2020**

<b>For account: 6067/416558</b>	
Total interest credited	\$143.29
Withholding tax deducted	\$58.00

These details are provided for your records and taxation purposes





## MORE INFORMATION

Further information in relation to your account, including details of product benefits and applicable fees and charges, is available on request. That information is also contained in the Product Disclosure Statement (PDS) or other disclosure document for your account. For a copy of that document, or if you have any other enquiries, you can call Telephone Banking on 132 032 from Australia or +61 2 9293 9270 from overseas.

The above Closing Balance amount may not be the same as the balance payable to you on closure of your account (the 'termination value'). Details of the termination value can be obtained by calling Telephone Banking on the numbers quoted above. Further information on how to close accounts, including calculation of the termination value, is contained in the Product Disclosure Statement (PDS) booklet or other disclosure document for your account.

We have an internal process for handling and resolving any problem you may have with, or complaints relating to, your account or this product. Information about this process can be found in the Product Disclosure Statement (PDS) or other disclosure document for your account, or you can contact us on 1300 130 467.

### Westpac Live



Manage your banking  
anytime, anywhere with  
Online Banking

### Telephone Banking



Call us on 132 032  
+61 2 9293 9270 if overseas

### Local Branch



Find branches and ATMs at  
[westpac.com.au/locateus](http://westpac.com.au/locateus)

**THANK YOU FOR BANKING WITH WESTPAC**

# Cash Transactions (including Managed Portfolio) Report

From 01/07/2019 to 30/06/2020

Account Name: S & P Velden Super Pty Ltd ATF S & P Velden Superannuation Fund (24015213 - Superfund (Corporate Trustee))

Adviser Name: Corne Wilbers at Prestige Portfolios Pty Ltd

Date	Transaction Type	Transaction Sub Type	Transaction Details	Managed Portfolio	Sub Managed Portfolio	Debit	Credit
01/07/2019	Expense	Transaction Fee	Buy OMF0009AU - Transaction Fee	CARE Core Balanced Portfolio		\$0.30	
02/07/2019	Expense	Licensee Fees	Licensee Fee Jun 2019 - GPS Wealth Ltd			\$7.09	
02/07/2019	Expense	Portfolio Service Fees	Portfolio Service Fees Jun 2019 - Hub24			\$60.84	
02/07/2019	Expense	Investment Management Fee	Investment Management Fee Jun 2019 - CARE Core Balanced Portfolio			\$20.56	
11/07/2019	Deposit	Deposit From Managed Portfolio	DJRE EST 36.488C; DRP - payout from CARE Core Balanced Portfolio				\$31.74
11/07/2019	Deposit	Deposit From Managed Portfolio	DJRE EST 36.488C; DRP - Adjustment - payout from CARE Core Balanced Portfolio				\$1.64
11/07/2019	Deposit	Deposit From Managed Portfolio	IJR EST 35.585883C; DRP - payout from CARE Core Balanced Portfolio				\$5.69
11/07/2019	Deposit	Deposit From Managed Portfolio	WXHG EST 102.6308C; DRP - Adjustment - payout from CARE Core Balanced Portfolio				\$0.17
11/07/2019	Deposit	Deposit From Managed Portfolio	WXHG EST 102.6308C; DRP - payout from CARE Core Balanced Portfolio				\$198.08
11/07/2019	Deposit	Deposit From Managed Portfolio	IEM EST 39.960912C; DRP - payout from CARE Core Balanced Portfolio				\$11.99
11/07/2019	Withdrawal	Managed Portfolio Capital Withdrawal	IEM EST 39.960912C; DRP payout income	CARE Core Balanced Portfolio		\$11.99	
11/07/2019	Withdrawal	Managed Portfolio Capital Withdrawal	WXHG EST 102.6308C; DRP payout income	CARE Core Balanced Portfolio		\$198.08	
11/07/2019	Deposit	Dividend	IEM EST 39.960912C; DRP	CARE Core Balanced Portfolio			\$11.99
11/07/2019	Withdrawal	Managed Portfolio Capital Withdrawal	WXHG EST 102.6308C; DRP - Adjustment payout income	CARE Core Balanced Portfolio		\$0.17	
11/07/2019	Deposit	Dividend	WXHG EST 102.6308C; DRP	CARE Core Balanced Portfolio			\$198.08

The information in this report is of a general nature only and does not take into account your personal objectives, financial situation or needs. Any amounts are reflective of your current investment positions only, and do not represent a guarantee of benefit as the positions may not include tax payable, fees or other deductions or credits. The actual amount payable will be determined at the time a payment is made. For superannuation members - the Government has placed restrictions (known as "Preservation" rules) on when superannuation benefits can be received - refer to the Product Disclosure Statement for more information. Whilst reasonable care has been taken in preparing the information provided, no responsibility will be taken for its accuracy nor for its use. In preparing this document, we have relied upon and assumed, without independent verification, the accuracy and completeness of all information supplied by or obtained from third parties. To the maximum extent permitted by law, neither we, nor our directors, employees or agents accept any liability for any loss arising in relation to this report.

Report executed:23/11/2020 12:52:18 PM

# Cash Transactions (including Managed Portfolio) Report

From 01/07/2019 to 30/06/2020

Account Name: S & P Velden Super Pty Ltd ATF S & P Velden Superannuation Fund (24015213 - Superfund (Corporate Trustee))

Adviser Name: Corne Wilbers at Prestige Portfolios Pty Ltd

Date	Transaction Type	Transaction Sub Type	Transaction Details	Managed Portfolio	Sub Managed Portfolio	Debit	Credit
11/07/2019	Withdrawal	Managed Portfolio Capital Withdrawal	IJR EST 35.585883C; DRP payout income	CARE Core Balanced Portfolio		\$5.69	
11/07/2019	Deposit	Dividend	WXHG EST 102.6308C; DRP - Adjustment	CARE Core Balanced Portfolio			\$0.17
11/07/2019	Withdrawal	Managed Portfolio Capital Withdrawal	DJRE EST 36.488C; DRP - Adjustment payout income	CARE Core Balanced Portfolio		\$1.64	
11/07/2019	Deposit	Dividend	IJR EST 35.585883C; DRP	CARE Core Balanced Portfolio			\$5.69
11/07/2019	Withdrawal	Managed Portfolio Capital Withdrawal	DJRE EST 36.488C; DRP payout income	CARE Core Balanced Portfolio		\$31.74	
11/07/2019	Deposit	Dividend	DJRE EST 36.488C; DRP - Adjustment	CARE Core Balanced Portfolio			\$1.64
11/07/2019	Deposit	Dividend	DJRE EST 36.488C; DRP	CARE Core Balanced Portfolio			\$31.74
12/07/2019	Deposit	Deposit From Managed Portfolio	OMF0009AU Distribution Ex 30/06/2019 cpu:0.7747498304875000 - payout from CARE Core Balanced Portfolio				\$155.95
12/07/2019	Withdrawal	Managed Portfolio Capital Withdrawal	OMF0009AU Distribution Ex 30/06/2019 cpu:0.7747498304875000 payout income	CARE Core Balanced Portfolio		\$155.95	
12/07/2019	Deposit	Dividend	OMF0009AU Distribution Ex 30/06/2019 cpu:0.7747498304875000	CARE Core Balanced Portfolio			\$155.95
15/07/2019	Deposit	Deposit From Managed Portfolio	VEU US 57.9C PER CDI; 15% W/H TAX; EST\$A - payout from CARE Core Balanced Portfolio				\$64.46
15/07/2019	Withdrawal	Withdrawal To Managed Portfolio	VEU US 57.9C PER CDI; 15% W/H TAX; EST\$A - Adjustment - payout to CARE Core Balanced Portfolio			\$1.21	
15/07/2019	Withdrawal	Withdrawal To Managed Portfolio	VTS US 54.72C PER CDI; 15% W/H TAX; EST\$A - Adjustment - payout to CARE Core Balanced Portfolio			\$0.44	

The information in this report is of a general nature only and does not take into account your personal objectives, financial situation or needs. Any amounts are reflective of your current investment positions only, and do not represent a guarantee of benefit as the positions may not include tax payable, fees or other deductions or credits. The actual amount payable will be determined at the time a payment is made. For superannuation members - the Government has placed restrictions (known as "Preservation" rules) on when superannuation benefits can be received - refer to the Product Disclosure Statement for more information. Whilst reasonable care has been taken in preparing the information provided, no responsibility will be taken for its accuracy nor for its use. In preparing this document, we have relied upon and assumed, without independent verification, the accuracy and completeness of all information supplied by or obtained from third parties. To the maximum extent permitted by law, neither we, nor our directors, employees or agents accept any liability for any loss arising in relation to this report.

Report executed:23/11/2020 12:52:18 PM



# Cash Transactions (including Managed Portfolio) Report

From 01/07/2019 to 30/06/2020

Account Name: S & P Velden Super Pty Ltd ATF S & P Velden Superannuation Fund (24015213 - Superfund (Corporate Trustee))

Adviser Name: Corne Wilbers at Prestige Portfolios Pty Ltd

Date	Transaction Type	Transaction Sub Type	Transaction Details	Managed Portfolio	Sub Managed Portfolio	Debit	Credit
15/07/2019	Deposit	Deposit From Managed Portfolio	VTS US 54.72C PER CDI; 15% W/H TAX; EST\$A - payout from CARE Core Balanced Portfolio				\$23.69
15/07/2019	Withdrawal	Managed Portfolio Capital Withdrawal	VTS US 54.72C PER CDI; 15% W/H TAX; EST\$A payout income	CARE Core Balanced Portfolio		\$23.69	
15/07/2019	Deposit	Managed Portfolio Capital Contribution	VTS US 54.72C PER CDI; 15% W/H TAX; EST\$A - Adjustment payout income	CARE Core Balanced Portfolio			\$0.44
15/07/2019	Deposit	Dividend	VTS US 54.72C PER CDI; 15% W/H TAX; EST\$A	CARE Core Balanced Portfolio			\$23.69
15/07/2019	Deposit	Managed Portfolio Capital Contribution	VEU US 57.9C PER CDI; 15% W/H TAX; EST\$A - Adjustment payout income	CARE Core Balanced Portfolio			\$1.21
15/07/2019	Withdrawal	Dividend	VTS US 54.72C PER CDI; 15% W/H TAX; EST\$A - Adjustment	CARE Core Balanced Portfolio		\$0.44	
15/07/2019	Withdrawal	Managed Portfolio Capital Withdrawal	VEU US 57.9C PER CDI; 15% W/H TAX; EST\$A payout income	CARE Core Balanced Portfolio		\$64.46	
15/07/2019	Withdrawal	Dividend	VEU US 57.9C PER CDI; 15% W/H TAX; EST\$A - Adjustment	CARE Core Balanced Portfolio		\$1.21	
15/07/2019	Deposit	Dividend	VEU US 57.9C PER CDI; 15% W/H TAX; EST\$A	CARE Core Balanced Portfolio			\$64.46
16/07/2019	Withdrawal	Withdrawal To Managed Portfolio	SMLL EST 3.941525C; DRP - Adjustment - payout to CARE Core Balanced Portfolio			\$0.02	
16/07/2019	Deposit	Deposit From Managed Portfolio	SMLL EST 3.941525C; DRP - payout from CARE Core Balanced Portfolio				\$21.80
16/07/2019	Deposit	Deposit From Managed Portfolio	VAS EST 82.1362C; DRP - payout from CARE Core Balanced Portfolio				\$283.37
16/07/2019	Deposit	Deposit From Managed Portfolio	HOW0052AU Distribution Ex 30/06/2019 cpu:0.5743299971797000 - payout from CARE Core Balanced Portfolio				\$67.64

The information in this report is of a general nature only and does not take into account your personal objectives, financial situation or needs. Any amounts are reflective of your current investment positions only, and do not represent a guarantee of benefit as the positions may not include tax payable, fees or other deductions or credits. The actual amount payable will be determined at the time a payment is made. For superannuation members - the Government has placed restrictions (known as "Preservation" rules) on when superannuation benefits can be received - refer to the Product Disclosure Statement for more information. Whilst reasonable care has been taken in preparing the information provided, no responsibility will be taken for its accuracy nor for its use. In preparing this document, we have relied upon and assumed, without independent verification, the accuracy and completeness of all information supplied by or obtained from third parties. To the maximum extent permitted by law, neither we, nor our directors, employees or agents accept any liability for any loss arising in relation to this report.

Report executed:23/11/2020 12:52:18 PM





# Cash Transactions (including Managed Portfolio) Report

From 01/07/2019 to 30/06/2020

Account Name: S & P Velden Super Pty Ltd ATF S & P Velden Superannuation Fund (24015213 - Superfund (Corporate Trustee))

Adviser Name: Corne Wilbers at Prestige Portfolios Pty Ltd

Date	Transaction Type	Transaction Sub Type	Transaction Details	Managed Portfolio	Sub Managed Portfolio	Debit	Credit
16/07/2019	Withdrawal	Managed Portfolio Capital Withdrawal	HOW0052AU Distribution Ex 30/06/2019 cpu:0.5743299971797000 payout income	CARE Core Balanced Portfolio		\$67.64	
16/07/2019	Withdrawal	Managed Portfolio Capital Withdrawal	VAS EST 82.1362C; DRP payout income	CARE Core Balanced Portfolio		\$283.37	
16/07/2019	Deposit	Dividend	HOW0052AU Distribution Ex 30/06/2019 cpu:0.5743299971797000	CARE Core Balanced Portfolio			\$67.64
16/07/2019	Withdrawal	Managed Portfolio Capital Withdrawal	SMLL EST 3.941525C; DRP payout income	CARE Core Balanced Portfolio		\$21.80	
16/07/2019	Deposit	Dividend	VAS EST 82.1362C; DRP	CARE Core Balanced Portfolio			\$283.37
16/07/2019	Deposit	Managed Portfolio Capital Contribution	SMLL EST 3.941525C; DRP - Adjustment payout income	CARE Core Balanced Portfolio			\$0.02
16/07/2019	Deposit	Dividend	SMLL EST 3.941525C; DRP	CARE Core Balanced Portfolio			\$21.80
16/07/2019	Withdrawal	Dividend	SMLL EST 3.941525C; DRP - Adjustment	CARE Core Balanced Portfolio		\$0.02	
31/07/2019	Income	Interest Credited	Interest Credited Jul 2019				\$3.63
31/07/2019	Deposit	Deposit From Managed Portfolio	Interest Credited Jul 2019 - payout from CARE Core Balanced Portfolio				\$0.33
31/07/2019	Income	Interest Credited	Interest Credited Jul 2019	CARE Core Balanced Portfolio			\$0.33
31/07/2019	Withdrawal	Managed Portfolio Capital Withdrawal	Interest Credited Jul 2019 payout income	CARE Core Balanced Portfolio		\$0.33	
06/08/2019	Expense	Licensee Fees	Licensee Fee Jul 2019 - GPS Wealth Ltd			\$7.53	
06/08/2019	Expense	Portfolio Service Fees	Portfolio Service Fees Jul 2019 - Hub24			\$65.98	
06/08/2019	Expense	Investment Management Fee	Investment Management Fee Jul 2019 - CARE Core Balanced Portfolio			\$21.53	

The information in this report is of a general nature only and does not take into account your personal objectives, financial situation or needs. Any amounts are reflective of your current investment positions only, and do not represent a guarantee of benefit as the positions may not include tax payable, fees or other deductions or credits. The actual amount payable will be determined at the time a payment is made. For superannuation members - the Government has placed restrictions (known as "Preservation" rules) on when superannuation benefits can be received - refer to the Product Disclosure Statement for more information. Whilst reasonable care has been taken in preparing the information provided, no responsibility will be taken for its accuracy nor for its use. In preparing this document, we have relied upon and assumed, without independent verification, the accuracy and completeness of all information supplied by or obtained from third parties. To the maximum extent permitted by law, neither we, nor our directors, employees or agents accept any liability for any loss arising in relation to this report.

Report executed:23/11/2020 12:52:18 PM



# Cash Transactions (including Managed Portfolio) Report

From 01/07/2019 to 30/06/2020

Account Name: S & P Velden Super Pty Ltd ATF S & P Velden Superannuation Fund (24015213 - Superfund (Corporate Trustee))

Adviser Name: Corne Wilbers at Prestige Portfolios Pty Ltd

Date	Transaction Type	Transaction Sub Type	Transaction Details	Managed Portfolio	Sub Managed Portfolio	Debit	Credit
09/08/2019	Deposit	Deposit From Managed Portfolio	OMF0009AU Distribution Ex 31/07/2019 cpu:0.4999999996199000 - payout from CARE Core Balanced Portfolio				\$100.64
09/08/2019	Withdrawal	Managed Portfolio Capital Withdrawal	OMF0009AU Distribution Ex 31/07/2019 cpu:0.4999999996199000 payout income	CARE Core Balanced Portfolio		\$100.64	
09/08/2019	Deposit	Dividend	OMF0009AU Distribution Ex 31/07/2019 cpu:0.4999999996199000	CARE Core Balanced Portfolio			\$100.64
30/08/2019	Income	Interest Credited	Interest Credited Aug 2019				\$3.20
30/08/2019	Deposit	Deposit From Managed Portfolio	Interest Credited Aug 2019 - payout from CARE Core Balanced Portfolio				\$0.28
30/08/2019	Income	Interest Credited	Interest Credited Aug 2019	CARE Core Balanced Portfolio			\$0.28
30/08/2019	Withdrawal	Managed Portfolio Capital Withdrawal	Interest Credited Aug 2019 payout income	CARE Core Balanced Portfolio		\$0.28	
05/09/2019	Expense	Licensee Fees	Licensee Fee Aug 2019 - GPS Wealth Ltd			\$7.38	
05/09/2019	Expense	Portfolio Service Fees	Portfolio Service Fees Aug 2019 - Hub24			\$65.66	
05/09/2019	Expense	Investment Management Fee	Investment Management Fee Aug 2019 - CARE Core Balanced Portfolio			\$21.28	
06/09/2019	Deposit	Deposit From Managed Portfolio	OMF0009AU Distribution Ex 31/08/2019 cpu:0.400000020671000 - payout from CARE Core Balanced Portfolio				\$80.52
06/09/2019	Withdrawal	Managed Portfolio Capital Withdrawal	OMF0009AU Distribution Ex 31/08/2019 cpu:0.400000020671000 payout income	CARE Core Balanced Portfolio		\$80.52	
06/09/2019	Deposit	Dividend	OMF0009AU Distribution Ex 31/08/2019 cpu:0.400000020671000	CARE Core Balanced Portfolio			\$80.52
30/09/2019	Expense	Portfolio Service Fees	Expense Recovery 18/19			\$11.63	

The information in this report is of a general nature only and does not take into account your personal objectives, financial situation or needs. Any amounts are reflective of your current investment positions only, and do not represent a guarantee of benefit as the positions may not include tax payable, fees or other deductions or credits. The actual amount payable will be determined at the time a payment is made. For superannuation members - the Government has placed restrictions (known as "Preservation" rules) on when superannuation benefits can be received - refer to the Product Disclosure Statement for more information. Whilst reasonable care has been taken in preparing the information provided, no responsibility will be taken for its accuracy nor for its use. In preparing this document, we have relied upon and assumed, without independent verification, the accuracy and completeness of all information supplied by or obtained from third parties. To the maximum extent permitted by law, neither we, nor our directors, employees or agents accept any liability for any loss arising in relation to this report.

Report executed:23/11/2020 12:52:18 PM



# Cash Transactions (including Managed Portfolio) Report

From 01/07/2019 to 30/06/2020

Account Name: S & P Velden Super Pty Ltd ATF S & P Velden Superannuation Fund (24015213 - Superfund (Corporate Trustee))

Adviser Name: Corne Wilbers at Prestige Portfolios Pty Ltd

Date	Transaction Type	Transaction Sub Type	Transaction Details	Managed Portfolio	Sub Managed Portfolio	Debit	Credit
30/09/2019	Income	Interest Credited	Interest Credited Sep 2019				\$3.31
30/09/2019	Deposit	Deposit From Managed Portfolio	Interest Credited Sep 2019 - payout from CARE Core Balanced Portfolio				\$0.29
30/09/2019	Income	Interest Credited	Interest Credited Sep 2019	CARE Core Balanced Portfolio			\$0.29
30/09/2019	Withdrawal	Managed Portfolio Capital Withdrawal	Interest Credited Sep 2019 payout income	CARE Core Balanced Portfolio		\$0.29	
04/10/2019	Expense	Licensee Fees	Licensee Fee Sep 2019 - GPS Wealth Ltd			\$7.17	
04/10/2019	Expense	Portfolio Service Fees	Portfolio Service Fees Sep 2019 - Hub24			\$63.60	
04/10/2019	Expense	Investment Management Fee	Investment Management Fee Sep 2019 - CARE Core Balanced Portfolio			\$20.90	
10/10/2019	Deposit	Deposit From Managed Portfolio	OMF0009AU Distribution Ex 30/09/2019 cpu:0.3500000051206000 - payout from CARE Core Balanced Portfolio				\$70.45
10/10/2019	Deposit	Deposit From Managed Portfolio	HOW0052AU Distribution Ex 30/09/2019 cpu:0.5829799905035000 - payout from CARE Core Balanced Portfolio				\$68.66
10/10/2019	Withdrawal	Managed Portfolio Capital Withdrawal	HOW0052AU Distribution Ex 30/09/2019 cpu:0.5829799905035000 payout income	CARE Core Balanced Portfolio		\$68.66	
10/10/2019	Withdrawal	Managed Portfolio Capital Withdrawal	OMF0009AU Distribution Ex 30/09/2019 cpu:0.3500000051206000 payout income	CARE Core Balanced Portfolio		\$70.45	
10/10/2019	Deposit	Dividend	HOW0052AU Distribution Ex 30/09/2019 cpu:0.5829799905035000	CARE Core Balanced Portfolio			\$68.66
10/10/2019	Deposit	Dividend	OMF0009AU Distribution Ex 30/09/2019 cpu:0.3500000051206000	CARE Core Balanced Portfolio			\$70.45
14/10/2019	Deposit	Deposit From Managed Portfolio	IJR EST 34.650796C; DRP - payout from CARE Core Balanced Portfolio				\$5.54

The information in this report is of a general nature only and does not take into account your personal objectives, financial situation or needs. Any amounts are reflective of your current investment positions only, and do not represent a guarantee of benefit as the positions may not include tax payable, fees or other deductions or credits. The actual amount payable will be determined at the time a payment is made. For superannuation members - the Government has placed restrictions (known as "Preservation" rules) on when superannuation benefits can be received - refer to the Product Disclosure Statement for more information. Whilst reasonable care has been taken in preparing the information provided, no responsibility will be taken for its accuracy nor for its use. In preparing this document, we have relied upon and assumed, without independent verification, the accuracy and completeness of all information supplied by or obtained from third parties. To the maximum extent permitted by law, neither we, nor our directors, employees or agents accept any liability for any loss arising in relation to this report.

Report executed:23/11/2020 12:52:18 PM



# Cash Transactions (including Managed Portfolio) Report

From 01/07/2019 to 30/06/2020

Account Name: S & P Velden Super Pty Ltd ATF S & P Velden Superannuation Fund (24015213 - Superfund (Corporate Trustee))

Adviser Name: Corne Wilbers at Prestige Portfolios Pty Ltd

Date	Transaction Type	Transaction Sub Type	Transaction Details	Managed Portfolio	Sub Managed Portfolio	Debit	Credit
14/10/2019	Withdrawal	Managed Portfolio Capital Withdrawal	IJR EST 34.650796C; DRP payout income	CARE Core Balanced Portfolio		\$5.54	
14/10/2019	Deposit	Dividend	IJR EST 34.650796C; DRP	CARE Core Balanced Portfolio			\$5.54
15/10/2019	Deposit	Deposit From Managed Portfolio	VTS US 70C PER CDI; 15% W/H TAX; EST \$A - payout from CARE Core Balanced Portfolio				\$26.81
15/10/2019	Deposit	Deposit From Managed Portfolio	VTS US 70C PER CDI; 15% W/H TAX; EST \$A - Adjustment - payout from CARE Core Balanced Portfolio				\$0.49
15/10/2019	Withdrawal	Managed Portfolio Capital Withdrawal	VTS US 70C PER CDI; 15% W/H TAX; EST \$A - Adjustment payout income	CARE Core Balanced Portfolio		\$0.49	
15/10/2019	Withdrawal	Managed Portfolio Capital Withdrawal	VTS US 70C PER CDI; 15% W/H TAX; EST \$A payout income	CARE Core Balanced Portfolio		\$26.81	
15/10/2019	Deposit	Dividend	VTS US 70C PER CDI; 15% W/H TAX; EST \$A - Adjustment	CARE Core Balanced Portfolio			\$0.49
15/10/2019	Deposit	Dividend	VTS US 70C PER CDI; 15% W/H TAX; EST \$A	CARE Core Balanced Portfolio			\$26.81
16/10/2019	Deposit	Deposit From Managed Portfolio	VAS EST 107.0957C; DRP - payout from CARE Core Balanced Portfolio				\$369.48
16/10/2019	Withdrawal	Managed Portfolio Capital Withdrawal	VAS EST 107.0957C; DRP payout income	CARE Core Balanced Portfolio		\$369.48	
16/10/2019	Deposit	Dividend	VAS EST 107.0957C; DRP	CARE Core Balanced Portfolio			\$369.48
23/10/2019	Withdrawal	Withdrawal To Managed Portfolio	VEU US 32.73C PER CDI; 15% W/H TAX; EST\$A - Adjustment - payout to CARE Core Balanced Portfolio			\$0.03	
23/10/2019	Deposit	Deposit From Managed Portfolio	VEU US 32.73C PER CDI; 15% W/H TAX; EST\$A - payout from CARE Core Balanced Portfolio				\$38.58

The information in this report is of a general nature only and does not take into account your personal objectives, financial situation or needs. Any amounts are reflective of your current investment positions only, and do not represent a guarantee of benefit as the positions may not include tax payable, fees or other deductions or credits. The actual amount payable will be determined at the time a payment is made. For superannuation members - the Government has placed restrictions (known as "Preservation" rules) on when superannuation benefits can be received - refer to the Product Disclosure Statement for more information. Whilst reasonable care has been taken in preparing the information provided, no responsibility will be taken for its accuracy nor for its use. In preparing this document, we have relied upon and assumed, without independent verification, the accuracy and completeness of all information supplied by or obtained from third parties. To the maximum extent permitted by law, neither we, nor our directors, employees or agents accept any liability for any loss arising in relation to this report.

Report executed:23/11/2020 12:52:18 PM

# Cash Transactions (including Managed Portfolio) Report

From 01/07/2019 to 30/06/2020

Account Name: S & P Velden Super Pty Ltd ATF S & P Velden Superannuation Fund (24015213 - Superfund (Corporate Trustee))

Adviser Name: Corne Wilbers at Prestige Portfolios Pty Ltd

Date	Transaction Type	Transaction Sub Type	Transaction Details	Managed Portfolio	Sub Managed Portfolio	Debit	Credit
23/10/2019	Withdrawal	Managed Portfolio Capital Withdrawal	VEU US 32.73C PER CDI; 15% W/H TAX; EST\$A payout income	CARE Core Balanced Portfolio		\$38.58	
23/10/2019	Withdrawal	Dividend	VEU US 32.73C PER CDI; 15% W/H TAX; EST\$A - Adjustment	CARE Core Balanced Portfolio		\$0.03	
23/10/2019	Deposit	Managed Portfolio Capital Contribution	VEU US 32.73C PER CDI; 15% W/H TAX; EST\$A - Adjustment payout income	CARE Core Balanced Portfolio			\$0.03
23/10/2019	Deposit	Dividend	VEU US 32.73C PER CDI; 15% W/H TAX; EST\$A	CARE Core Balanced Portfolio			\$38.58
31/10/2019	Income	Interest Credited	Interest Credited Oct 2019				\$1.63
31/10/2019	Deposit	Deposit From Managed Portfolio	Interest Credited Oct 2019 - payout from CARE Core Balanced Portfolio				\$0.14
31/10/2019	Income	Interest Credited	Interest Credited Oct 2019	CARE Core Balanced Portfolio			\$0.14
31/10/2019	Withdrawal	Managed Portfolio Capital Withdrawal	Interest Credited Oct 2019 payout income	CARE Core Balanced Portfolio		\$0.14	
06/11/2019	Expense	Licensee Fees	Licensee Fee Oct 2019 - GPS Wealth Ltd			\$7.27	
06/11/2019	Expense	Portfolio Service Fees	Portfolio Service Fees Oct 2019 - Hub24			\$65.45	
06/11/2019	Expense	Investment Management Fee	Investment Management Fee Oct 2019 - CARE Core Balanced Portfolio			\$21.54	
07/11/2019	Deposit	Deposit From Managed Portfolio	OMF0009AU Distribution Ex 31/10/2019 cpu:0.2500000018882000 - payout from CARE Core Balanced Portfolio				\$50.32
07/11/2019	Withdrawal	Managed Portfolio Capital Withdrawal	OMF0009AU Distribution Ex 31/10/2019 cpu:0.2500000018882000 payout income	CARE Core Balanced Portfolio		\$50.32	
07/11/2019	Deposit	Dividend	OMF0009AU Distribution Ex 31/10/2019 cpu:0.2500000018882000	CARE Core Balanced Portfolio			\$50.32
29/11/2019	Income	Interest Credited	Interest Credited Nov 2019				\$1.45

The information in this report is of a general nature only and does not take into account your personal objectives, financial situation or needs. Any amounts are reflective of your current investment positions only, and do not represent a guarantee of benefit as the positions may not include tax payable, fees or other deductions or credits. The actual amount payable will be determined at the time a payment is made. For superannuation members - the Government has placed restrictions (known as "Preservation" rules) on when superannuation benefits can be received - refer to the Product Disclosure Statement for more information. Whilst reasonable care has been taken in preparing the information provided, no responsibility will be taken for its accuracy nor for its use. In preparing this document, we have relied upon and assumed, without independent verification, the accuracy and completeness of all information supplied by or obtained from third parties. To the maximum extent permitted by law, neither we, nor our directors, employees or agents accept any liability for any loss arising in relation to this report.

Report executed:23/11/2020 12:52:18 PM

# Cash Transactions (including Managed Portfolio) Report

From 01/07/2019 to 30/06/2020

Account Name: S & P Velden Super Pty Ltd ATF S & P Velden Superannuation Fund (24015213 - Superfund (Corporate Trustee))

Adviser Name: Corne Wilbers at Prestige Portfolios Pty Ltd

Date	Transaction Type	Transaction Sub Type	Transaction Details	Managed Portfolio	Sub Managed Portfolio	Debit	Credit
29/11/2019	Deposit	Deposit From Managed Portfolio	Interest Credited Nov 2019 - payout from CARE Core Balanced Portfolio				\$0.12
29/11/2019	Income	Interest Credited	Interest Credited Nov 2019	CARE Core Balanced Portfolio			\$0.12
29/11/2019	Withdrawal	Managed Portfolio Capital Withdrawal	Interest Credited Nov 2019 payout income	CARE Core Balanced Portfolio		\$0.12	
06/12/2019	Expense	Licensee Fees	Licensee Fee Nov 2019 - GPS Wealth Ltd			\$7.04	
06/12/2019	Expense	Portfolio Service Fees	Portfolio Service Fees Nov 2019 - Hub24			\$63.35	
06/12/2019	Expense	Investment Management Fee	Investment Management Fee Nov 2019 - CARE Core Balanced Portfolio			\$21.10	
09/12/2019	Deposit	Deposit From Managed Portfolio	OMF0009AU Distribution Ex 30/11/2019 cpu:0.3500000002280000 - payout from CARE Core Balanced Portfolio				\$70.45
09/12/2019	Withdrawal	Managed Portfolio Capital Withdrawal	OMF0009AU Distribution Ex 30/11/2019 cpu:0.3500000002280000 payout income	CARE Core Balanced Portfolio		\$70.45	
09/12/2019	Deposit	Dividend	OMF0009AU Distribution Ex 30/11/2019 cpu:0.3500000002280000	CARE Core Balanced Portfolio			\$70.45
31/12/2019	Income	Interest Credited	Interest Credited Dec 2019				\$1.54
31/12/2019	Deposit	Deposit From Managed Portfolio	Interest Credited Dec 2019 - payout from CARE Core Balanced Portfolio				\$0.13
31/12/2019	Income	Interest Credited	Interest Credited Dec 2019	CARE Core Balanced Portfolio			\$0.13
31/12/2019	Withdrawal	Managed Portfolio Capital Withdrawal	Interest Credited Dec 2019 payout income	CARE Core Balanced Portfolio		\$0.13	
07/01/2020	Expense	Licensee Fees	Licensee Fee Dec 2019 - GPS Wealth Ltd			\$7.16	
07/01/2020	Expense	Portfolio Service Fees	Portfolio Service Fees Dec 2019 - Hub24			\$65.24	

The information in this report is of a general nature only and does not take into account your personal objectives, financial situation or needs. Any amounts are reflective of your current investment positions only, and do not represent a guarantee of benefit as the positions may not include tax payable, fees or other deductions or credits. The actual amount payable will be determined at the time a payment is made. For superannuation members - the Government has placed restrictions (known as "Preservation" rules) on when superannuation benefits can be received - refer to the Product Disclosure Statement for more information. Whilst reasonable care has been taken in preparing the information provided, no responsibility will be taken for its accuracy nor for its use. In preparing this document, we have relied upon and assumed, without independent verification, the accuracy and completeness of all information supplied by or obtained from third parties. To the maximum extent permitted by law, neither we, nor our directors, employees or agents accept any liability for any loss arising in relation to this report.

Report executed:23/11/2020 12:52:18 PM

# Cash Transactions (including Managed Portfolio) Report

From 01/07/2019 to 30/06/2020

Account Name: S & P Velden Super Pty Ltd ATF S & P Velden Superannuation Fund (24015213 - Superfund (Corporate Trustee))

Adviser Name: Corne Wilbers at Prestige Portfolios Pty Ltd

Date	Transaction Type	Transaction Sub Type	Transaction Details	Managed Portfolio	Sub Managed Portfolio	Debit	Credit
07/01/2020	Expense	Investment Management Fee	Investment Management Fee Dec 2019 - CARE Core Balanced Portfolio			\$21.95	
08/01/2020	Withdrawal	Withdrawal To Managed Portfolio	IEM AUD EST 1.12616538, DRP - Adjustment - payout to CARE Core Balanced Portfolio			\$0.05	
08/01/2020	Deposit	Deposit From Managed Portfolio	IEM AUD EST 1.12616538, DRP - payout from CARE Core Balanced Portfolio				\$33.78
08/01/2020	Withdrawal	Withdrawal To Managed Portfolio	IJR AUD EST 0.48990121, DRP - Adjustment - payout to CARE Core Balanced Portfolio			\$0.04	
08/01/2020	Deposit	Deposit From Managed Portfolio	IJR AUD EST 0.48990121, DRP - payout from CARE Core Balanced Portfolio				\$7.84
08/01/2020	Deposit	Deposit From Managed Portfolio	OMF0009AU Distribution Ex 31/12/2019 cpu:0.250000003415000 - payout from CARE Core Balanced Portfolio				\$50.32
08/01/2020	Withdrawal	Managed Portfolio Capital Withdrawal	OMF0009AU Distribution Ex 31/12/2019 cpu:0.250000003415000 payout income	CARE Core Balanced Portfolio		\$50.32	
08/01/2020	Withdrawal	Managed Portfolio Capital Withdrawal	IJR AUD EST 0.48990121, DRP payout income	CARE Core Balanced Portfolio		\$7.84	
08/01/2020	Deposit	Dividend	OMF0009AU Distribution Ex 31/12/2019 cpu:0.250000003415000	CARE Core Balanced Portfolio			\$50.32
08/01/2020	Deposit	Managed Portfolio Capital Contribution	IJR AUD EST 0.48990121, DRP - Adjustment payout income	CARE Core Balanced Portfolio			\$0.04
08/01/2020	Deposit	Dividend	IJR AUD EST 0.48990121, DRP	CARE Core Balanced Portfolio			\$7.84
08/01/2020	Withdrawal	Managed Portfolio Capital Withdrawal	IEM AUD EST 1.12616538, DRP payout income	CARE Core Balanced Portfolio		\$33.78	
08/01/2020	Withdrawal	Dividend	IJR AUD EST 0.48990121, DRP - Adjustment	CARE Core Balanced Portfolio		\$0.04	

The information in this report is of a general nature only and does not take into account your personal objectives, financial situation or needs. Any amounts are reflective of your current investment positions only, and do not represent a guarantee of benefit as the positions may not include tax payable, fees or other deductions or credits. The actual amount payable will be determined at the time a payment is made. For superannuation members - the Government has placed restrictions (known as "Preservation" rules) on when superannuation benefits can be received - refer to the Product Disclosure Statement for more information. Whilst reasonable care has been taken in preparing the information provided, no responsibility will be taken for its accuracy nor for its use. In preparing this document, we have relied upon and assumed, without independent verification, the accuracy and completeness of all information supplied by or obtained from third parties. To the maximum extent permitted by law, neither we, nor our directors, employees or agents accept any liability for any loss arising in relation to this report.

Report executed:23/11/2020 12:52:18 PM

# Cash Transactions (including Managed Portfolio) Report

From 01/07/2019 to 30/06/2020

Account Name: S & P Velden Super Pty Ltd ATF S & P Velden Superannuation Fund (24015213 - Superfund (Corporate Trustee))

Adviser Name: Corne Wilbers at Prestige Portfolios Pty Ltd

Date	Transaction Type	Transaction Sub Type	Transaction Details	Managed Portfolio	Sub Managed Portfolio	Debit	Credit
08/01/2020	Deposit	Managed Portfolio Capital Contribution	IEM AUD EST 1.12616538, DRP - Adjustment payout income	CARE Core Balanced Portfolio			\$0.05
08/01/2020	Deposit	Dividend	IEM AUD EST 1.12616538, DRP	CARE Core Balanced Portfolio			\$33.78
08/01/2020	Withdrawal	Dividend	IEM AUD EST 1.12616538, DRP - Adjustment	CARE Core Balanced Portfolio		\$0.05	
13/01/2020	Deposit	Deposit From Managed Portfolio	DJRE AUD EST 0.261077, DRP - payout from CARE Core Balanced Portfolio				\$22.71
13/01/2020	Withdrawal	Withdrawal To Managed Portfolio	DJRE AUD EST 0.261077, DRP - Adjustment - payout to CARE Core Balanced Portfolio			\$0.69	
13/01/2020	Deposit	Deposit From Managed Portfolio	HOW0052AU Distribution Ex 31/12/2019 cpu:0.5996199923 - payout from CARE Core Balanced Portfolio				\$70.62
13/01/2020	Withdrawal	Managed Portfolio Capital Withdrawal	HOW0052AU Distribution Ex 31/12/2019 cpu:0.5996199923 payout income	CARE Core Balanced Portfolio		\$70.62	
13/01/2020	Deposit	Managed Portfolio Capital Contribution	DJRE AUD EST 0.261077, DRP - Adjustment payout income	CARE Core Balanced Portfolio			\$0.69
13/01/2020	Deposit	Dividend	HOW0052AU Distribution Ex 31/12/2019 cpu:0.5996199923	CARE Core Balanced Portfolio			\$70.62
13/01/2020	Withdrawal	Managed Portfolio Capital Withdrawal	DJRE AUD EST 0.261077, DRP payout income	CARE Core Balanced Portfolio		\$22.71	
13/01/2020	Withdrawal	Dividend	DJRE AUD EST 0.261077, DRP - Adjustment	CARE Core Balanced Portfolio		\$0.69	
13/01/2020	Deposit	Dividend	DJRE AUD EST 0.261077, DRP	CARE Core Balanced Portfolio			\$22.71
17/01/2020	Deposit	Deposit From Managed Portfolio	SMLL AUD EST 0.0461242, DRP - payout from CARE Core Balanced Portfolio				\$25.51
17/01/2020	Withdrawal	Withdrawal To Managed Portfolio	SMLL AUD EST 0.0461242, DRP - Adjustment - payout to CARE Core Balanced Portfolio			\$0.06	

The information in this report is of a general nature only and does not take into account your personal objectives, financial situation or needs. Any amounts are reflective of your current investment positions only, and do not represent a guarantee of benefit as the positions may not include tax payable, fees or other deductions or credits. The actual amount payable will be determined at the time a payment is made. For superannuation members - the Government has placed restrictions (known as "Preservation" rules) on when superannuation benefits can be received - refer to the Product Disclosure Statement for more information. Whilst reasonable care has been taken in preparing the information provided, no responsibility will be taken for its accuracy nor for its use. In preparing this document, we have relied upon and assumed, without independent verification, the accuracy and completeness of all information supplied by or obtained from third parties. To the maximum extent permitted by law, neither we, nor our directors, employees or agents accept any liability for any loss arising in relation to this report.

Report executed:23/11/2020 12:52:18 PM



# Cash Transactions (including Managed Portfolio) Report

From 01/07/2019 to 30/06/2020

Account Name: S & P Velden Super Pty Ltd ATF S & P Velden Superannuation Fund (24015213 - Superfund (Corporate Trustee))

Adviser Name: Corne Wilbers at Prestige Portfolios Pty Ltd

Date	Transaction Type	Transaction Sub Type	Transaction Details	Managed Portfolio	Sub Managed Portfolio	Debit	Credit
17/01/2020	Deposit	Deposit From Managed Portfolio	VAS AUD EST 0.722707, DRP - payout from CARE Core Balanced Portfolio				\$249.33
17/01/2020	Withdrawal	Withdrawal To Managed Portfolio	VAS AUD EST 0.722707, DRP - Adjustment - payout to CARE Core Balanced Portfolio			\$0.46	
17/01/2020	Deposit	Managed Portfolio Capital Contribution	VAS AUD EST 0.722707, DRP - Adjustment payout income	CARE Core Balanced Portfolio			\$0.46
17/01/2020	Withdrawal	Managed Portfolio Capital Withdrawal	VAS AUD EST 0.722707, DRP payout income	CARE Core Balanced Portfolio		\$249.33	
17/01/2020	Withdrawal	Dividend	VAS AUD EST 0.722707, DRP - Adjustment	CARE Core Balanced Portfolio		\$0.46	
17/01/2020	Deposit	Managed Portfolio Capital Contribution	SMLL AUD EST 0.0461242, DRP - Adjustment payout income	CARE Core Balanced Portfolio			\$0.06
17/01/2020	Deposit	Dividend	VAS AUD EST 0.722707, DRP	CARE Core Balanced Portfolio			\$249.33
17/01/2020	Withdrawal	Managed Portfolio Capital Withdrawal	SMLL AUD EST 0.0461242, DRP payout income	CARE Core Balanced Portfolio		\$25.51	
17/01/2020	Withdrawal	Dividend	SMLL AUD EST 0.0461242, DRP - Adjustment	CARE Core Balanced Portfolio		\$0.06	
17/01/2020	Deposit	Dividend	SMLL AUD EST 0.0461242, DRP	CARE Core Balanced Portfolio			\$25.51
24/01/2020	Withdrawal	Withdrawal To Managed Portfolio	VEU USD 0.5814, 15% WHT, EST\$A - Adjustment - payout to CARE Core Balanced Portfolio			\$0.24	
24/01/2020	Deposit	Deposit From Managed Portfolio	VEU USD 0.5814, 15% WHT, EST\$A - payout from CARE Core Balanced Portfolio				\$67.52
24/01/2020	Withdrawal	Managed Portfolio Capital Withdrawal	VEU USD 0.5814, 15% WHT, EST\$A payout income	CARE Core Balanced Portfolio		\$67.52	
24/01/2020	Deposit	Managed Portfolio Capital Contribution	VEU USD 0.5814, 15% WHT, EST\$A - Adjustment payout income	CARE Core Balanced Portfolio			\$0.24

The information in this report is of a general nature only and does not take into account your personal objectives, financial situation or needs. Any amounts are reflective of your current investment positions only, and do not represent a guarantee of benefit as the positions may not include tax payable, fees or other deductions or credits. The actual amount payable will be determined at the time a payment is made. For superannuation members - the Government has placed restrictions (known as "Preservation" rules) on when superannuation benefits can be received - refer to the Product Disclosure Statement for more information. Whilst reasonable care has been taken in preparing the information provided, no responsibility will be taken for its accuracy nor for its use. In preparing this document, we have relied upon and assumed, without independent verification, the accuracy and completeness of all information supplied by or obtained from third parties. To the maximum extent permitted by law, neither we, nor our directors, employees or agents accept any liability for any loss arising in relation to this report.

Report executed:23/11/2020 12:52:18 PM

# Cash Transactions (including Managed Portfolio) Report

From 01/07/2019 to 30/06/2020

Account Name: S & P Velden Super Pty Ltd ATF S & P Velden Superannuation Fund (24015213 - Superfund (Corporate Trustee))

Adviser Name: Corne Wilbers at Prestige Portfolios Pty Ltd

Date	Transaction Type	Transaction Sub Type	Transaction Details	Managed Portfolio	Sub Managed Portfolio	Debit	Credit
24/01/2020	Deposit	Dividend	VEU USD 0.5814, 15% WHT, EST\$A	CARE Core Balanced Portfolio			\$67.52
24/01/2020	Withdrawal	Dividend	VEU USD 0.5814, 15% WHT, EST\$A - Adjustment	CARE Core Balanced Portfolio		\$0.24	
28/01/2020	Withdrawal	Withdrawal To Managed Portfolio	VTS USD 0.8855, 15% WHT, EST\$A - Adjustment - payout to CARE Core Balanced Portfolio			\$0.09	
28/01/2020	Deposit	Deposit From Managed Portfolio	VTS USD 0.8855, 15% WHT, EST\$A - payout from CARE Core Balanced Portfolio				\$33.87
28/01/2020	Withdrawal	Managed Portfolio Capital Withdrawal	VTS USD 0.8855, 15% WHT, EST\$A payout income	CARE Core Balanced Portfolio		\$33.87	
28/01/2020	Deposit	Managed Portfolio Capital Contribution	VTS USD 0.8855, 15% WHT, EST\$A - Adjustment payout income	CARE Core Balanced Portfolio			\$0.09
28/01/2020	Deposit	Dividend	VTS USD 0.8855, 15% WHT, EST\$A	CARE Core Balanced Portfolio			\$33.87
28/01/2020	Withdrawal	Dividend	VTS USD 0.8855, 15% WHT, EST\$A - Adjustment	CARE Core Balanced Portfolio		\$0.09	
31/01/2020	Income	Interest Credited	Interest Credited Jan 2020				\$1.63
31/01/2020	Deposit	Deposit From Managed Portfolio	Interest Credited Jan 2020 - payout from CARE Core Balanced Portfolio				\$0.13
31/01/2020	Income	Interest Credited	Interest Credited Jan 2020	CARE Core Balanced Portfolio			\$0.13
31/01/2020	Withdrawal	Managed Portfolio Capital Withdrawal	Interest Credited Jan 2020 payout income	CARE Core Balanced Portfolio		\$0.13	
06/02/2020	Expense	Licensee Fees	Licensee Fee Jan 2020 - GPS Wealth Ltd			\$7.31	
06/02/2020	Expense	Portfolio Service Fees	Portfolio Service Fees Jan 2020 - Hub24			\$65.54	
06/02/2020	Expense	Investment Management Fee	Investment Management Fee Jan 2020 - CARE Core Balanced Portfolio			\$22.25	

The information in this report is of a general nature only and does not take into account your personal objectives, financial situation or needs. Any amounts are reflective of your current investment positions only, and do not represent a guarantee of benefit as the positions may not include tax payable, fees or other deductions or credits. The actual amount payable will be determined at the time a payment is made. For superannuation members - the Government has placed restrictions (known as "Preservation" rules) on when superannuation benefits can be received - refer to the Product Disclosure Statement for more information. Whilst reasonable care has been taken in preparing the information provided, no responsibility will be taken for its accuracy nor for its use. In preparing this document, we have relied upon and assumed, without independent verification, the accuracy and completeness of all information supplied by or obtained from third parties. To the maximum extent permitted by law, neither we, nor our directors, employees or agents accept any liability for any loss arising in relation to this report.

Report executed:23/11/2020 12:52:18 PM

# Cash Transactions (including Managed Portfolio) Report

From 01/07/2019 to 30/06/2020

Account Name: S & P Velden Super Pty Ltd ATF S & P Velden Superannuation Fund (24015213 - Superfund (Corporate Trustee))

Adviser Name: Corne Wilbers at Prestige Portfolios Pty Ltd

Date	Transaction Type	Transaction Sub Type	Transaction Details	Managed Portfolio	Sub Managed Portfolio	Debit	Credit
07/02/2020	Deposit	Deposit From Managed Portfolio	OMF0009AU Distribution Ex 31/01/2020 cpu:0.4000000032980000 - payout from CARE Core Balanced Portfolio				\$80.52
07/02/2020	Withdrawal	Managed Portfolio Capital Withdrawal	OMF0009AU Distribution Ex 31/01/2020 cpu:0.4000000032980000 payout income	CARE Core Balanced Portfolio		\$80.52	
07/02/2020	Deposit	Dividend	OMF0009AU Distribution Ex 31/01/2020 cpu:0.4000000032980000	CARE Core Balanced Portfolio			\$80.52
28/02/2020	Income	Interest Credited	Interest Credited Feb 2020				\$1.46
28/02/2020	Deposit	Deposit From Managed Portfolio	Interest Credited Feb 2020 - payout from CARE Core Balanced Portfolio				\$0.12
28/02/2020	Income	Interest Credited	Interest Credited Feb 2020	CARE Core Balanced Portfolio			\$0.12
28/02/2020	Withdrawal	Managed Portfolio Capital Withdrawal	Interest Credited Feb 2020 payout income	CARE Core Balanced Portfolio		\$0.12	
05/03/2020	Expense	Licensee Fees	Licensee Fee Feb 2020 - GPS Wealth Ltd			\$6.89	
05/03/2020	Expense	Portfolio Service Fees	Portfolio Service Fees Feb 2020 - Hub24			\$61.41	
05/03/2020	Expense	Investment Management Fee	Investment Management Fee Feb 2020 - CARE Core Balanced Portfolio			\$20.95	
06/03/2020	Deposit	Deposit From Managed Portfolio	OMF0009AU Distribution Ex 29/02/2020 cpu:0.2000000023033000 - payout from CARE Core Balanced Portfolio				\$40.26
06/03/2020	Withdrawal	Managed Portfolio Capital Withdrawal	OMF0009AU Distribution Ex 29/02/2020 cpu:0.2000000023033000 payout income	CARE Core Balanced Portfolio		\$40.26	
06/03/2020	Deposit	Dividend	OMF0009AU Distribution Ex 29/02/2020 cpu:0.2000000023033000	CARE Core Balanced Portfolio			\$40.26
09/03/2020	Withdrawal	Withdrawal To Managed Portfolio	Buy CARE Core Balanced Portfolio			\$7,500.00	

The information in this report is of a general nature only and does not take into account your personal objectives, financial situation or needs. Any amounts are reflective of your current investment positions only, and do not represent a guarantee of benefit as the positions may not include tax payable, fees or other deductions or credits. The actual amount payable will be determined at the time a payment is made. For superannuation members - the Government has placed restrictions (known as "Preservation" rules) on when superannuation benefits can be received - refer to the Product Disclosure Statement for more information. Whilst reasonable care has been taken in preparing the information provided, no responsibility will be taken for its accuracy nor for its use. In preparing this document, we have relied upon and assumed, without independent verification, the accuracy and completeness of all information supplied by or obtained from third parties. To the maximum extent permitted by law, neither we, nor our directors, employees or agents accept any liability for any loss arising in relation to this report.

Report executed:23/11/2020 12:52:18 PM

# Cash Transactions (including Managed Portfolio) Report

From 01/07/2019 to 30/06/2020

Account Name: S & P Velden Super Pty Ltd ATF S & P Velden Superannuation Fund (24015213 - Superfund (Corporate Trustee))

Adviser Name: Corne Wilbers at Prestige Portfolios Pty Ltd

Date	Transaction Type	Transaction Sub Type	Transaction Details	Managed Portfolio	Sub Managed Portfolio	Debit	Credit
09/03/2020	Deposit	Trade Movement	Sell 1 VTS	CARE Core Balanced Portfolio			\$219.20
09/03/2020	Withdrawal	Trade Movement	Buy 1 VAS	CARE Core Balanced Portfolio		\$74.91	
09/03/2020	Withdrawal	Trade Movement	Buy 2 SMLL	CARE Core Balanced Portfolio		\$5.89	
09/03/2020	Deposit	Managed Portfolio Capital Contribution	Deposit into NUP	CARE Core Balanced Portfolio			\$7,500.00
09/03/2020	Withdrawal	Trade Movement	Buy HOW0052AU	CARE Core Balanced Portfolio		\$2,117.62	
09/03/2020	Withdrawal	Trade Movement	Buy OMF0009AU	CARE Core Balanced Portfolio		\$1,818.58	
09/03/2020	Withdrawal	Trade Movement	Buy 1 WXHG	CARE Core Balanced Portfolio		\$20.99	
09/03/2020	Withdrawal	Trade Movement	Buy 1 DJRE	CARE Core Balanced Portfolio		\$23.49	
09/03/2020	Withdrawal	Trade Movement	Buy 1 IEM	CARE Core Balanced Portfolio		\$59.13	
11/03/2020	Expense	Transaction Fee	Buy HOW0052AU - Transaction Fee	CARE Core Balanced Portfolio		\$2.17	
11/03/2020	Withdrawal	Trade Movement	Buy 1 IEM	CARE Core Balanced Portfolio		\$59.13	
11/03/2020	Withdrawal	Trade Movement	Buy 15 WXHG	CARE Core Balanced Portfolio		\$314.89	
11/03/2020	Withdrawal	Trade Movement	Buy 45 SMLL	CARE Core Balanced Portfolio		\$132.44	
11/03/2020	Withdrawal	Trade Movement	Buy 2 IJR	CARE Core Balanced Portfolio		\$207.17	
11/03/2020	Withdrawal	Trade Movement	Buy 7 DJRE	CARE Core Balanced Portfolio		\$164.48	
11/03/2020	Withdrawal	Trade Movement	Buy 28 VAS	CARE Core Balanced Portfolio		\$2,097.70	
11/03/2020	Withdrawal	Trade Movement	Buy 8 VEU	CARE Core Balanced Portfolio		\$564.60	
13/03/2020	Deposit	Capital Movement	Cash Deposit - Direct Debit - Ad hoc				\$150,000.00
13/03/2020	Expense	Transaction Fee	Buy OMF0009AU - Transaction Fee	CARE Core Balanced Portfolio		\$1.86	
16/03/2020	Withdrawal	Capital Movement	Reversal - Direct Debit			\$150,000.00	

The information in this report is of a general nature only and does not take into account your personal objectives, financial situation or needs. Any amounts are reflective of your current investment positions only, and do not represent a guarantee of benefit as the positions may not include tax payable, fees or other deductions or credits. The actual amount payable will be determined at the time a payment is made. For superannuation members - the Government has placed restrictions (known as "Preservation" rules) on when superannuation benefits can be received - refer to the Product Disclosure Statement for more information. Whilst reasonable care has been taken in preparing the information provided, no responsibility will be taken for its accuracy nor for its use. In preparing this document, we have relied upon and assumed, without independent verification, the accuracy and completeness of all information supplied by or obtained from third parties. To the maximum extent permitted by law, neither we, nor our directors, employees or agents accept any liability for any loss arising in relation to this report.

Report executed:23/11/2020 12:52:18 PM

# Cash Transactions (including Managed Portfolio) Report

From 01/07/2019 to 30/06/2020

Account Name: S & P Velden Super Pty Ltd ATF S & P Velden Superannuation Fund (24015213 - Superfund (Corporate Trustee))

Adviser Name: Corne Wilbers at Prestige Portfolios Pty Ltd

Date	Transaction Type	Transaction Sub Type	Transaction Details	Managed Portfolio	Sub Managed Portfolio	Debit	Credit
17/03/2020	Deposit	Capital Movement	Cash Deposit - BPAY 240152130003 Capital Movement				\$150,000.00
20/03/2020	Withdrawal	Withdrawal To Managed Portfolio	Buy CARE Core Balanced Portfolio			\$150,000.00	
20/03/2020	Withdrawal	Trade Movement	Buy 19 IJR	CARE Core Balanced Portfolio		\$1,651.97	
20/03/2020	Withdrawal	Trade Movement	Buy 353 WXHG	CARE Core Balanced Portfolio		\$6,113.62	
20/03/2020	Withdrawal	Trade Movement	Buy 28 VAS	CARE Core Balanced Portfolio		\$1,753.81	
20/03/2020	Withdrawal	Trade Movement	Buy 87 DJRE	CARE Core Balanced Portfolio		\$1,536.88	
20/03/2020	Withdrawal	Trade Movement	Buy 584 SMLL	CARE Core Balanced Portfolio		\$1,391.45	
20/03/2020	Withdrawal	Trade Movement	Buy OMF0009AU	CARE Core Balanced Portfolio		\$40,170.42	
20/03/2020	Withdrawal	Trade Movement	Buy HOW0052AU	CARE Core Balanced Portfolio		\$25,967.78	
20/03/2020	Withdrawal	Trade Movement	Buy 57 IEM	CARE Core Balanced Portfolio		\$3,086.71	
20/03/2020	Deposit	Managed Portfolio Capital Contribution	Deposit into NUP	CARE Core Balanced Portfolio			\$150,000.00
20/03/2020	Withdrawal	Trade Movement	Buy 121 VEU	CARE Core Balanced Portfolio		\$7,720.69	
20/03/2020	Withdrawal	Trade Movement	Buy 53 VTS	CARE Core Balanced Portfolio		\$10,811.22	
24/03/2020	Withdrawal	Trade Movement	Buy 10 WXHG	CARE Core Balanced Portfolio		\$173.19	
24/03/2020	Withdrawal	Trade Movement	Buy 458 SMLL	CARE Core Balanced Portfolio		\$1,091.24	
24/03/2020	Withdrawal	Trade Movement	Buy 56 VEU	CARE Core Balanced Portfolio		\$3,573.22	
24/03/2020	Withdrawal	Trade Movement	Buy 78 DJRE	CARE Core Balanced Portfolio		\$1,377.90	
25/03/2020	Withdrawal	Trade Movement	Buy 651 VAS	CARE Core Balanced Portfolio		\$40,776.11	
25/03/2020	Withdrawal	Trade Movement	Buy 12 IJR	CARE Core Balanced Portfolio		\$1,004.06	

The information in this report is of a general nature only and does not take into account your personal objectives, financial situation or needs. Any amounts are reflective of your current investment positions only, and do not represent a guarantee of benefit as the positions may not include tax payable, fees or other deductions or credits. The actual amount payable will be determined at the time a payment is made. For superannuation members - the Government has placed restrictions (known as "Preservation" rules) on when superannuation benefits can be received - refer to the Product Disclosure Statement for more information. Whilst reasonable care has been taken in preparing the information provided, no responsibility will be taken for its accuracy nor for its use. In preparing this document, we have relied upon and assumed, without independent verification, the accuracy and completeness of all information supplied by or obtained from third parties. To the maximum extent permitted by law, neither we, nor our directors, employees or agents accept any liability for any loss arising in relation to this report.

Report executed:23/11/2020 12:52:18 PM



# Cash Transactions (including Managed Portfolio) Report

From 01/07/2019 to 30/06/2020

Account Name: S & P Velden Super Pty Ltd ATF S & P Velden Superannuation Fund (24015213 - Superfund (Corporate Trustee))

Adviser Name: Corne Wilbers at Prestige Portfolios Pty Ltd

Date	Transaction Type	Transaction Sub Type	Transaction Details	Managed Portfolio	Sub Managed Portfolio	Debit	Credit
25/03/2020	Expense	Transaction Fee	Buy HOW0052AU - Transaction Fee	CARE Core Balanced Portfolio		\$20.50	
26/03/2020	Expense	Transaction Fee	Buy OMF0009AU - Transaction Fee	CARE Core Balanced Portfolio		\$20.50	
31/03/2020	Income	Interest Credited	Interest Credited Mar 2020				\$0.26
31/03/2020	Deposit	Deposit From Managed Portfolio	Interest Credited Mar 2020 - payout from CARE Core Balanced Portfolio				\$0.02
31/03/2020	Income	Interest Credited	Interest Credited Mar 2020	CARE Core Balanced Portfolio			\$0.02
31/03/2020	Withdrawal	Managed Portfolio Capital Withdrawal	Interest Credited Mar 2020 payout income	CARE Core Balanced Portfolio		\$0.02	
01/04/2020	Withdrawal	Trade Movement	Buy 1 DJRE	CARE Core Balanced Portfolio		\$18.94	
01/04/2020	Withdrawal	Trade Movement	Buy 1 VTS	CARE Core Balanced Portfolio		\$206.79	
01/04/2020	Withdrawal	Trade Movement	Buy 1 VEU	CARE Core Balanced Portfolio		\$66.39	
01/04/2020	Withdrawal	Trade Movement	Buy 1 SMLL	CARE Core Balanced Portfolio		\$2.54	
02/04/2020	Withdrawal	Trade Movement	Buy 1 VAS	CARE Core Balanced Portfolio		\$64.89	
03/04/2020	Withdrawal	Trade Movement	Buy 4 VAS	CARE Core Balanced Portfolio		\$258.02	
03/04/2020	Withdrawal	Trade Movement	Buy 1 WXHG	CARE Core Balanced Portfolio		\$18.92	
03/04/2020	Withdrawal	Trade Movement	Buy 34 VAS	CARE Core Balanced Portfolio		\$2,248.03	
06/04/2020	Expense	Licensee Fees	Licensee Fee Mar 2020 - GPS Wealth Ltd			\$12.02	
06/04/2020	Expense	Portfolio Service Fees	Portfolio Service Fees Mar 2020 - Hub24			\$75.02	
06/04/2020	Expense	Investment Management Fee	Investment Management Fee Mar 2020 - CARE Core Balanced Portfolio			\$34.63	
06/04/2020	Withdrawal	Trade Movement	Buy 2 VAS	CARE Core Balanced Portfolio		\$132.10	

The information in this report is of a general nature only and does not take into account your personal objectives, financial situation or needs. Any amounts are reflective of your current investment positions only, and do not represent a guarantee of benefit as the positions may not include tax payable, fees or other deductions or credits. The actual amount payable will be determined at the time a payment is made. For superannuation members - the Government has placed restrictions (known as "Preservation" rules) on when superannuation benefits can be received - refer to the Product Disclosure Statement for more information. Whilst reasonable care has been taken in preparing the information provided, no responsibility will be taken for its accuracy nor for its use. In preparing this document, we have relied upon and assumed, without independent verification, the accuracy and completeness of all information supplied by or obtained from third parties. To the maximum extent permitted by law, neither we, nor our directors, employees or agents accept any liability for any loss arising in relation to this report.

Report executed:23/11/2020 12:52:18 PM



# Cash Transactions (including Managed Portfolio) Report

From 01/07/2019 to 30/06/2020

Account Name: S & P Velden Super Pty Ltd ATF S & P Velden Superannuation Fund (24015213 - Superfund (Corporate Trustee))

Adviser Name: Corne Wilbers at Prestige Portfolios Pty Ltd

Date	Transaction Type	Transaction Sub Type	Transaction Details	Managed Portfolio	Sub Managed Portfolio	Debit	Credit
07/04/2020	Deposit	Deposit From Managed Portfolio	OMF0009AU Distribution Ex 31/03/2020 cpu:0.0499999993068000 - payout from CARE Core Balanced Portfolio				\$29.99
07/04/2020	Withdrawal	Managed Portfolio Capital Withdrawal	OMF0009AU Distribution Ex 31/03/2020 cpu:0.0499999993068000 payout income	CARE Core Balanced Portfolio		\$29.99	
07/04/2020	Deposit	Trade Movement	Sell 1791.6982 OMF0009AU	CARE Core Balanced Portfolio			\$1,897.23
07/04/2020	Withdrawal	Trade Movement	Buy 1 VAS	CARE Core Balanced Portfolio		\$66.86	
07/04/2020	Expense	Transaction Fee	Sell OMF0009AU - Transaction Fee	CARE Core Balanced Portfolio		\$1.95	
07/04/2020	Deposit	Dividend	OMF0009AU Distribution Ex 31/03/2020 cpu:0.0499999993068000	CARE Core Balanced Portfolio			\$29.99
08/04/2020	Expense	Transaction Fee	Sell HOW0052AU - Transaction Fee	CARE Core Balanced Portfolio		\$5.46	
08/04/2020	Deposit	Trade Movement	Sell 4463.63855 HOW0052AU	CARE Core Balanced Portfolio			\$5,329.58
09/04/2020	Deposit	Deposit From Managed Portfolio	HOW0052AU Distribution Ex 31/03/2020 cpu:0.594669993 - payout from CARE Core Balanced Portfolio				\$207.27
09/04/2020	Withdrawal	Managed Portfolio Capital Withdrawal	HOW0052AU Distribution Ex 31/03/2020 cpu:0.594669993 payout income	CARE Core Balanced Portfolio		\$207.27	
09/04/2020	Deposit	Dividend	HOW0052AU Distribution Ex 31/03/2020 cpu:0.594669993	CARE Core Balanced Portfolio			\$207.27
14/04/2020	Withdrawal	Trade Movement	Buy 21 VAS	CARE Core Balanced Portfolio		\$1,396.33	
15/04/2020	Deposit	Deposit From Managed Portfolio	IJR AUD EST 0.28260673, DRP - payout from CARE Core Balanced Portfolio				\$13.85
15/04/2020	Withdrawal	Managed Portfolio Capital Withdrawal	IJR AUD EST 0.28260673, DRP payout income	CARE Core Balanced Portfolio		\$13.85	
15/04/2020	Withdrawal	Trade Movement	Buy 66 VAS	CARE Core Balanced Portfolio		\$4,448.48	

The information in this report is of a general nature only and does not take into account your personal objectives, financial situation or needs. Any amounts are reflective of your current investment positions only, and do not represent a guarantee of benefit as the positions may not include tax payable, fees or other deductions or credits. The actual amount payable will be determined at the time a payment is made. For superannuation members - the Government has placed restrictions (known as "Preservation" rules) on when superannuation benefits can be received - refer to the Product Disclosure Statement for more information. Whilst reasonable care has been taken in preparing the information provided, no responsibility will be taken for its accuracy nor for its use. In preparing this document, we have relied upon and assumed, without independent verification, the accuracy and completeness of all information supplied by or obtained from third parties. To the maximum extent permitted by law, neither we, nor our directors, employees or agents accept any liability for any loss arising in relation to this report.

Report executed:23/11/2020 12:52:18 PM

# Cash Transactions (including Managed Portfolio) Report

From 01/07/2019 to 30/06/2020

Account Name: S & P Velden Super Pty Ltd ATF S & P Velden Superannuation Fund (24015213 - Superfund (Corporate Trustee))

Adviser Name: Corne Wilbers at Prestige Portfolios Pty Ltd

Date	Transaction Type	Transaction Sub Type	Transaction Details	Managed Portfolio	Sub Managed Portfolio	Debit	Credit
15/04/2020	Deposit	Dividend	IJR AUD EST 0.28260673, DRP	CARE Core Balanced Portfolio			\$13.85
20/04/2020	Deposit	Deposit From Managed Portfolio	VAS AUD EST 0.75104, DRP - payout from CARE Core Balanced Portfolio				\$790.85
20/04/2020	Withdrawal	Withdrawal To Managed Portfolio	VAS AUD EST 0.75104, DRP - Adjustment - payout to CARE Core Balanced Portfolio			\$82.54	
20/04/2020	Deposit	Managed Portfolio Capital Contribution	VAS AUD EST 0.75104, DRP - Adjustment payout income	CARE Core Balanced Portfolio			\$82.54
20/04/2020	Withdrawal	Managed Portfolio Capital Withdrawal	VAS AUD EST 0.75104, DRP payout income	CARE Core Balanced Portfolio		\$790.85	
20/04/2020	Withdrawal	Dividend	VAS AUD EST 0.75104, DRP - Adjustment	CARE Core Balanced Portfolio		\$82.54	
20/04/2020	Deposit	Dividend	VAS AUD EST 0.75104, DRP	CARE Core Balanced Portfolio			\$790.85
22/04/2020	Deposit	Deposit From Managed Portfolio	VEU USD 0.1177, 30% WHT, EST\$A - payout from CARE Core Balanced Portfolio				\$41.26
22/04/2020	Withdrawal	Withdrawal To Managed Portfolio	VEU USD 0.1177, 30% WHT, EST\$A - Adjustment - payout to CARE Core Balanced Portfolio			\$4.99	
22/04/2020	Deposit	Managed Portfolio Capital Contribution	VEU USD 0.1177, 30% WHT, EST\$A - Adjustment payout income	CARE Core Balanced Portfolio			\$4.99
22/04/2020	Withdrawal	Managed Portfolio Capital Withdrawal	VEU USD 0.1177, 30% WHT, EST\$A payout income	CARE Core Balanced Portfolio		\$41.26	
22/04/2020	Withdrawal	Dividend	VEU USD 0.1177, 30% WHT, EST\$A - Adjustment	CARE Core Balanced Portfolio		\$4.99	
22/04/2020	Deposit	Dividend	VEU USD 0.1177, 30% WHT, EST\$A	CARE Core Balanced Portfolio			\$41.26
27/04/2020	Deposit	Deposit From Managed Portfolio	VTS USD 0.6136, 30% WHT, EST\$A - payout from CARE Core Balanced Portfolio				\$58.82

The information in this report is of a general nature only and does not take into account your personal objectives, financial situation or needs. Any amounts are reflective of your current investment positions only, and do not represent a guarantee of benefit as the positions may not include tax payable, fees or other deductions or credits. The actual amount payable will be determined at the time a payment is made. For superannuation members - the Government has placed restrictions (known as "Preservation" rules) on when superannuation benefits can be received - refer to the Product Disclosure Statement for more information. Whilst reasonable care has been taken in preparing the information provided, no responsibility will be taken for its accuracy nor for its use. In preparing this document, we have relied upon and assumed, without independent verification, the accuracy and completeness of all information supplied by or obtained from third parties. To the maximum extent permitted by law, neither we, nor our directors, employees or agents accept any liability for any loss arising in relation to this report.

Report executed:23/11/2020 12:52:18 PM



# Cash Transactions (including Managed Portfolio) Report

From 01/07/2019 to 30/06/2020

Account Name: S & P Velden Super Pty Ltd ATF S & P Velden Superannuation Fund (24015213 - Superfund (Corporate Trustee))

Adviser Name: Corne Wilbers at Prestige Portfolios Pty Ltd

Date	Transaction Type	Transaction Sub Type	Transaction Details	Managed Portfolio	Sub Managed Portfolio	Debit	Credit
27/04/2020	Withdrawal	Withdrawal To Managed Portfolio	VTS USD 0.6136, 30% WHT, EST\$A - Adjustment - payout to CARE Core Balanced Portfolio			\$2.88	
27/04/2020	Deposit	Managed Portfolio Capital Contribution	VTS USD 0.6136, 30% WHT, EST\$A - Adjustment payout income	CARE Core Balanced Portfolio			\$2.88
27/04/2020	Deposit	Dividend	VTS USD 0.6136, 30% WHT, EST\$A	CARE Core Balanced Portfolio			\$58.82
27/04/2020	Withdrawal	Managed Portfolio Capital Withdrawal	VTS USD 0.6136, 30% WHT, EST\$A payout income	CARE Core Balanced Portfolio		\$58.82	
27/04/2020	Withdrawal	Dividend	VTS USD 0.6136, 30% WHT, EST\$A - Adjustment	CARE Core Balanced Portfolio		\$2.88	
28/04/2020	Deposit	Deposit From Managed Portfolio	HOW0052AU Distribution Ex 31/03/2020 cpu:0.594669993 - payout from CARE Core Balanced Portfolio				\$207.27
28/04/2020	Withdrawal	Managed Portfolio Capital Withdrawal	HOW0052AU Distribution Ex 31/03/2020 cpu:0.594669993 payout income	CARE Core Balanced Portfolio		\$207.27	
28/04/2020	Deposit	Dividend	REVERSAL of 351799792: HOW0052AU Distribution Ex 31/03/2020 cpu:0.594669993	CARE Core Balanced Portfolio		\$207.27	
28/04/2020	Deposit	Dividend	HOW0052AU Distribution Ex 31/03/2020 cpu:0.594669993	CARE Core Balanced Portfolio			\$207.27
05/05/2020	Expense	Licensee Fees	Licensee Fee Apr 2020 - GPS Wealth Ltd			\$15.58	
05/05/2020	Expense	Portfolio Service Fees	Portfolio Service Fees Apr 2020 - Hub24			\$80.52	
05/05/2020	Expense	Investment Management Fee	Investment Management Fee Apr 2020 - CARE Core Balanced Portfolio			\$56.02	
11/05/2020	Deposit	Deposit From Managed Portfolio	OMF0009AU Distribution Ex 30/04/2020 cpu:0.0499999991349000 - payout from CARE Core Balanced Portfolio				\$29.10

The information in this report is of a general nature only and does not take into account your personal objectives, financial situation or needs. Any amounts are reflective of your current investment positions only, and do not represent a guarantee of benefit as the positions may not include tax payable, fees or other deductions or credits. The actual amount payable will be determined at the time a payment is made. For superannuation members - the Government has placed restrictions (known as "Preservation" rules) on when superannuation benefits can be received - refer to the Product Disclosure Statement for more information. Whilst reasonable care has been taken in preparing the information provided, no responsibility will be taken for its accuracy nor for its use. In preparing this document, we have relied upon and assumed, without independent verification, the accuracy and completeness of all information supplied by or obtained from third parties. To the maximum extent permitted by law, neither we, nor our directors, employees or agents accept any liability for any loss arising in relation to this report.

Report executed:23/11/2020 12:52:18 PM



# Cash Transactions (including Managed Portfolio) Report

From 01/07/2019 to 30/06/2020

Account Name: S & P Velden Super Pty Ltd ATF S & P Velden Superannuation Fund (24015213 - Superfund (Corporate Trustee))

Adviser Name: Corne Wilbers at Prestige Portfolios Pty Ltd

Date	Transaction Type	Transaction Sub Type	Transaction Details	Managed Portfolio	Sub Managed Portfolio	Debit	Credit
11/05/2020	Withdrawal	Managed Portfolio Capital Withdrawal	OMF0009AU Distribution Ex 30/04/2020 cpu:0.0499999991349000 payout income	CARE Core Balanced Portfolio		\$29.10	
11/05/2020	Deposit	Dividend	OMF0009AU Distribution Ex 30/04/2020 cpu:0.0499999991349000	CARE Core Balanced Portfolio			\$29.10
02/06/2020	Deposit	Trade Movement	Sell 1 DJRE	CARE Core Balanced Portfolio			\$19.04
02/06/2020	Deposit	Trade Movement	Sell 2 VAS	CARE Core Balanced Portfolio			\$148.11
02/06/2020	Withdrawal	Trade Movement	Buy OMF0009AU	CARE Core Balanced Portfolio		\$2,357.55	
04/06/2020	Expense	Licensee Fees	Licensee Fee May 2020 - GPS Wealth Ltd			\$16.39	
04/06/2020	Expense	Portfolio Service Fees	Portfolio Service Fees May 2020 - Hub24			\$83.81	
04/06/2020	Expense	Investment Management Fee	Investment Management Fee May 2020 - CARE Core Balanced Portfolio			\$59.05	
04/06/2020	Withdrawal	Trade Movement	Buy 2 SMLL	CARE Core Balanced Portfolio		\$6.39	
04/06/2020	Deposit	Trade Movement	Sell 45 VAS	CARE Core Balanced Portfolio			\$3,332.68
04/06/2020	Withdrawal	Trade Movement	Buy 1 WXHG	CARE Core Balanced Portfolio		\$22.22	
09/06/2020	Deposit	Deposit From Managed Portfolio	OMF0009AU Distribution Ex 31/05/2020 cpu:1.8000000011855000 - payout from CARE Core Balanced Portfolio				\$1,047.45
09/06/2020	Withdrawal	Managed Portfolio Capital Withdrawal	OMF0009AU Distribution Ex 31/05/2020 cpu:1.8000000011855000 payout income	CARE Core Balanced Portfolio		\$1,047.45	
09/06/2020	Expense	Transaction Fee	Sell HOW0052AU - Transaction Fee	CARE Core Balanced Portfolio		\$0.04	
09/06/2020	Deposit	Trade Movement	Sell 31.86913 HOW0052AU	CARE Core Balanced Portfolio			\$38.24
09/06/2020	Expense	Transaction Fee	Buy OMF0009AU - Transaction Fee	CARE Core Balanced Portfolio		\$2.42	

The information in this report is of a general nature only and does not take into account your personal objectives, financial situation or needs. Any amounts are reflective of your current investment positions only, and do not represent a guarantee of benefit as the positions may not include tax payable, fees or other deductions or credits. The actual amount payable will be determined at the time a payment is made. For superannuation members - the Government has placed restrictions (known as "Preservation" rules) on when superannuation benefits can be received - refer to the Product Disclosure Statement for more information. Whilst reasonable care has been taken in preparing the information provided, no responsibility will be taken for its accuracy nor for its use. In preparing this document, we have relied upon and assumed, without independent verification, the accuracy and completeness of all information supplied by or obtained from third parties. To the maximum extent permitted by law, neither we, nor our directors, employees or agents accept any liability for any loss arising in relation to this report.

Report executed:23/11/2020 12:52:18 PM



# Cash Transactions (including Managed Portfolio) Report

From 01/07/2019 to 30/06/2020

Account Name: S & P Velden Super Pty Ltd ATF S & P Velden Superannuation Fund (24015213 - Superfund (Corporate Trustee))

Adviser Name: Corne Wilbers at Prestige Portfolios Pty Ltd

Date	Transaction Type	Transaction Sub Type	Transaction Details	Managed Portfolio	Sub Managed Portfolio	Debit	Credit
09/06/2020	Deposit	Dividend	OMF0009AU Distribution Ex 31/05/2020 cpu:1.8000000011855000	CARE Core Balanced Portfolio			\$1,047.45
22/06/2020	Deposit	Deposit From Managed Portfolio	Interest Credited June 2020 - payout from CARE Core Balanced Portfolio				\$11.38
22/06/2020	Deposit	Deposit From Managed Portfolio	Interest Credited June 2020 - payout from CARE Core Balanced Portfolio				\$5.60
22/06/2020	Deposit	Deposit From Managed Portfolio	Interest Credited June 2020 - payout from CARE Core Balanced Portfolio				\$6.52
22/06/2020	Withdrawal	Managed Portfolio Capital Withdrawal	Adj 378681807 Acc 24015213 Slv CARE Core Balanced Portfolio: HOW0052AU Rebate 31/03/2020 payout income	CARE Core Balanced Portfolio		\$6.52	
22/06/2020	Withdrawal	Managed Portfolio Capital Withdrawal	Adj 378668488 Acc 24015213 Slv CARE Core Balanced Portfolio: HOW0052AU Rebate 31/12/2020 payout income	CARE Core Balanced Portfolio		\$5.60	
22/06/2020	Income	Interest Credited	HOW0052AU Rebate 31/03/2020	CARE Core Balanced Portfolio			\$6.52
22/06/2020	Withdrawal	Managed Portfolio Capital Withdrawal	Adj 378656185 Acc 24015213 Slv CARE Core Balanced Portfolio: HOW0052AU Rebate 30/09/2020 payout income	CARE Core Balanced Portfolio		\$11.38	
22/06/2020	Income	Interest Credited	HOW0052AU Rebate 31/12/2020	CARE Core Balanced Portfolio			\$5.60
22/06/2020	Income	Interest Credited	HOW0052AU Rebate 30/09/2020	CARE Core Balanced Portfolio			\$11.38
<b>Total AUD</b>						<b>\$481,285.69</b>	<b>\$478,358.65</b>

## Notes :

This report is not a bank statement but represents the cleared cash transactions that affect your holdings. This report shows cleared cash transactions and excludes uncleared funds, payables and receivables.

The information in this report is of a general nature only and does not take into account your personal objectives, financial situation or needs. Any amounts are reflective of your current investment positions only, and do not represent a guarantee of benefit as the positions may not include tax payable, fees or other deductions or credits. The actual amount payable will be determined at the time a payment is made. For superannuation members - the Government has placed restrictions (known as "Preservation" rules) on when superannuation benefits can be received - refer to the Product Disclosure Statement for more information. Whilst reasonable care has been taken in preparing the information provided, no responsibility will be taken for its accuracy nor for its use. In preparing this document, we have relied upon and assumed, without independent verification, the accuracy and completeness of all information supplied by or obtained from third parties. To the maximum extent permitted by law, neither we, nor our directors, employees or agents accept any liability for any loss arising in relation to this report.

## 08 Supporting Information

### Cash Balance Summary

	Opening balance (\$)	Deposits (\$)	Withdrawals (\$)	Expenses (\$)	Income (\$)	Closing balance (\$)
<b>Cash Account</b>						
Cash Account	7,894.59	304,881.36	(307,593.74)	(1,278.64)	18.11	3,921.68
	<b>7,894.59</b>	<b>304,881.36</b>	<b>(307,593.74)</b>	<b>(1,278.64)</b>	<b>18.11</b>	<b>3,921.68</b>
<b>Managed Portfolios</b>						
CARE Core Balanced Portfolio	759.33	168,577.82	(172,057.10)	(55.20)	4,580.35	1,805.20
	<b>759.33</b>	<b>168,577.82</b>	<b>(172,057.10)</b>	<b>(55.20)</b>	<b>4,580.35</b>	<b>1,805.20</b>
<b>Account Total</b>	<b>8,653.92</b>	<b>473,459.18</b>	<b>(479,650.84)</b>	<b>(1,333.84)</b>	<b>4,598.46</b>	<b>5,726.88</b>

Note: Adjustments for any accrued amount income (uncleared and pending cash) is reflected in the following page.

Movement on Care Portfolio: \$1,805.2 - \$759.33 = \$1,045.87

## 08 Supporting Information

### Cash Balance Summary

#### Start of Period

	Actual cash balance (start of period)	Plus or minus adjustments unsettled cash	Cash valuation (start of period)
	(\$)	(\$)	(\$)
<b>Cash Account</b>			
Cash Account	7,894.59	0.00	7,894.59
	<b>7,894.59</b>	<b>0.00</b>	<b>7,894.59</b>
<b>Managed Portfolios</b>			
CARE Core Balanced Portfolio	759.33	453.41	1,212.74
	<b>759.33</b>	<b>453.41</b>	<b>1,212.74</b>
<b>Account Total</b>	<b>8,653.92</b>	<b>453.41</b>	<b>9,107.33</b>

#### End of Period

	Actual cash balance (end of period)	Plus or minus adjustments unsettled cash	Cash valuation (end of period)
	(\$)	(\$)	(\$)
<b>Cash Account</b>			
Cash Account	3,921.68	0.00	3,921.68
	<b>3,921.68</b>	<b>0.00</b>	<b>3,921.68</b>
<b>Managed Portfolios</b>			
CARE Core Balanced Portfolio	1,805.20	2,101.53	3,906.73
	<b>1,805.20</b>	<b>2,101.53</b>	<b>3,906.73</b>
<b>Account Total</b>	<b>5,726.88</b>	<b>2,101.53</b>	<b>7,828.41</b>

## Care portfolio cash account

Client	D. BAKERS & ASSOCIATED PTY LTD
End Client	S & P VELDEN SUPERANNUATION FUND
Year	2020

Row Labels	Sum of Debit	Sum of Credit	Movement
Buy	324,675.74	157,500.00	167,175.74
Distribution	5,251.05	9,806.34	(4,555.29)
Interest	1.56	44.73	(43.17)
Investment Expenses	1,333.84		1,333.84
Suspenses	23.50	23.50	-
Sell		10,984.08	(10,984.08)
Transfer	150,000.00	300,000.00	(150,000.00)
<b>Grand Total</b>	<b>481,285.69</b>	<b>478,358.65</b>	<b>2,927.04</b>

Opening Cash:	\$7,894.59
Less: Movement from Cash Transaction:	\$2,927.04
Less: Movement on CARE Core Balanced Portfolio:	<del>\$1,045.87 (D54)</del>
	<b>\$3,921.68 (D54)</b>

## Investment Summary Report

Client D. BAKERS & ASSOCIATED PTY LTD  
 End Client S & P VELDEN SUPERANNUATION FUND  
 Year 2020

Investment	Date	Opening balance		Market Value	Ref	Purchase	Sales		Capital Gains/Losses			Closing balance		Price @ 30/06/20	Market Value	Change in MV		
		Cost	Date			Cost	Proceeds	Discounted	Other	Loss	Unit	Cost						
I. Care Portfolio Investment	30-Jun-19	1.00	112,118.31	108,497.25		167,175.74	D-56	11,178.30	10,984.08	30.97		(225.18)	1.00	268,115.75	1.00	267,169.87	E-16	
	30-Jun-20					1,045.87	D-54							1,045.87				
			<b>1.00</b>	<b>112,118.31</b>	<b>108,497.25</b>	-	<b>168,221.61</b>		<b>11,178.30</b>	<b>10,984.08</b>	<b>30.97</b>	-	<b>(225.18)</b>	<b>1.00</b>	<b>269,161.62</b>	<b>1.00</b>	<b>267,169.87</b>	<b>1,629.31</b>
																		← E-9 →
II. 5oz Gold	30-Jun-16	5.00	8,077.80	10,061.95						-	-	-	5.00	8,077.80	2,566.42	12,832.10	2,770.15	
		<b>5.00</b>	<b>8,077.80</b>	<b>10,061.95</b>	-	-	-	-	-	-	-	-	<b>5.00</b>	<b>8,077.80</b>	<b>2,566.42</b>	<b>12,832.10</b>	<b>2,770.15</b>	
													<b>E-18</b>		<b>E-19</b>			
<b>TOTAL</b>								<b>-</b>	<b>-</b>	<b>-</b>	<b>30.97</b>	<b>-</b>	<b>(225.18)</b>			<b>280,001.97</b>	<b>4,399.46</b>	

Accounting Capital Gains (194.21)      Change in MV of MEMPHIS (41,972.31) F-1  
 Total change in MV **(37,572.85)**



# Cash Transactions (including Managed Portfolio) Report

From 01/07/2019 to 30/06/2020

Account Name: S & P Velden Super Pty Ltd ATF S & P Velden Superannuation Fund (24015213 - Superfund (Corporate Trustee))

Adviser Name: Corne Wilbers at Prestige Portfolios Pty Ltd

Date	Transaction Type	Transaction Sub Type	Transaction Details	Managed Portfolio	Sub Managed Portfolio	Debit	Credit
09/03/2020	Deposit	Trade Movement	Sell 1 VTS	CARE Core Balanced Portfolio			\$219.20
09/03/2020	Withdrawal	Trade Movement	Buy 1 VAS	CARE Core Balanced Portfolio		\$74.91	
09/03/2020	Withdrawal	Trade Movement	Buy 2 SMLL	CARE Core Balanced Portfolio		\$5.89	
09/03/2020	Deposit	Managed Portfolio Capital Contribution	Deposit into NUP	CARE Core Balanced Portfolio			\$7,500.00
09/03/2020	Withdrawal	Trade Movement	Buy HOW0052AU	CARE Core Balanced Portfolio		\$2,117.62	
09/03/2020	Withdrawal	Trade Movement	Buy OMF0009AU	CARE Core Balanced Portfolio		\$1,818.58	
09/03/2020	Withdrawal	Trade Movement	Buy 1 WXHG	CARE Core Balanced Portfolio		\$20.99	
09/03/2020	Withdrawal	Trade Movement	Buy 1 DJRE	CARE Core Balanced Portfolio		\$23.49	
09/03/2020	Withdrawal	Trade Movement	Buy 1 IEM	CARE Core Balanced Portfolio		\$59.13	
11/03/2020	Expense	Transaction Fee	Buy HOW0052AU - Transaction Fee	CARE Core Balanced Portfolio		\$2.17	
11/03/2020	Withdrawal	Trade Movement	Buy 1 IEM	CARE Core Balanced Portfolio		\$59.13	
11/03/2020	Withdrawal	Trade Movement	Buy 15 WXHG	CARE Core Balanced Portfolio		\$314.89	
11/03/2020	Withdrawal	Trade Movement	Buy 45 SMLL	CARE Core Balanced Portfolio		\$132.44	
11/03/2020	Withdrawal	Trade Movement	Buy 2 IJR	CARE Core Balanced Portfolio		\$207.17	
11/03/2020	Withdrawal	Trade Movement	Buy 7 DJRE	CARE Core Balanced Portfolio		\$164.48	
11/03/2020	Withdrawal	Trade Movement	Buy 28 VAS	CARE Core Balanced Portfolio		\$2,097.70	
11/03/2020	Withdrawal	Trade Movement	Buy 8 VEU	CARE Core Balanced Portfolio		\$564.60	
13/03/2020	Deposit	Capital Movement	Cash Deposit - Direct Debit - Ad hoc				\$150,000.00
13/03/2020	Expense	Transaction Fee	Buy OMF0009AU - Transaction Fee	CARE Core Balanced Portfolio		\$1.86	
16/03/2020	Withdrawal	Capital Movement	Reversal - Direct Debit			\$150,000.00	

The information in this report is of a general nature only and does not take into account your personal objectives, financial situation or needs. Any amounts are reflective of your current investment positions only, and do not represent a guarantee of benefit as the positions may not include tax payable, fees or other deductions or credits. The actual amount payable will be determined at the time a payment is made. For superannuation members - the Government has placed restrictions (known as "Preservation" rules) on when superannuation benefits can be received - refer to the Product Disclosure Statement for more information. Whilst reasonable care has been taken in preparing the information provided, no responsibility will be taken for its accuracy nor for its use. In preparing this document, we have relied upon and assumed, without independent verification, the accuracy and completeness of all information supplied by or obtained from third parties. To the maximum extent permitted by law, neither we, nor our directors, employees or agents accept any liability for any loss arising in relation to this report.

Report executed:23/11/2020 12:52:18 PM





# Cash Transactions (including Managed Portfolio) Report

From 01/07/2019 to 30/06/2020

Account Name: S & P Velden Super Pty Ltd ATF S & P Velden Superannuation Fund (24015213 - Superfund (Corporate Trustee))

Adviser Name: Corne Wilbers at Prestige Portfolios Pty Ltd

Date	Transaction Type	Transaction Sub Type	Transaction Details	Managed Portfolio	Sub Managed Portfolio	Debit	Credit
17/03/2020	Deposit	Capital Movement	Cash Deposit - BPAY 240152130003 Capital Movement				\$150,000.00
20/03/2020	Withdrawal	Withdrawal To Managed Portfolio	Buy CARE Core Balanced Portfolio			\$150,000.00	
20/03/2020	Withdrawal	Trade Movement	Buy 19 IJR	CARE Core Balanced Portfolio		\$1,651.97	
20/03/2020	Withdrawal	Trade Movement	Buy 353 WXHG	CARE Core Balanced Portfolio		\$6,113.62	
20/03/2020	Withdrawal	Trade Movement	Buy 28 VAS	CARE Core Balanced Portfolio		\$1,753.81	
20/03/2020	Withdrawal	Trade Movement	Buy 87 DJRE	CARE Core Balanced Portfolio		\$1,536.88	
20/03/2020	Withdrawal	Trade Movement	Buy 584 SMLL	CARE Core Balanced Portfolio		\$1,391.45	
20/03/2020	Withdrawal	Trade Movement	Buy OMF0009AU	CARE Core Balanced Portfolio		\$40,170.42	
20/03/2020	Withdrawal	Trade Movement	Buy HOW0052AU	CARE Core Balanced Portfolio		\$25,967.78	
20/03/2020	Withdrawal	Trade Movement	Buy 57 IEM	CARE Core Balanced Portfolio		\$3,086.71	
20/03/2020	Deposit	Managed Portfolio Capital Contribution	Deposit into NUP	CARE Core Balanced Portfolio			\$150,000.00
20/03/2020	Withdrawal	Trade Movement	Buy 121 VEU	CARE Core Balanced Portfolio		\$7,720.69	
20/03/2020	Withdrawal	Trade Movement	Buy 53 VTS	CARE Core Balanced Portfolio		\$10,811.22	
24/03/2020	Withdrawal	Trade Movement	Buy 10 WXHG	CARE Core Balanced Portfolio		\$173.19	
24/03/2020	Withdrawal	Trade Movement	Buy 458 SMLL	CARE Core Balanced Portfolio		\$1,091.24	
24/03/2020	Withdrawal	Trade Movement	Buy 56 VEU	CARE Core Balanced Portfolio		\$3,573.22	
24/03/2020	Withdrawal	Trade Movement	Buy 78 DJRE	CARE Core Balanced Portfolio		\$1,377.90	
25/03/2020	Withdrawal	Trade Movement	Buy 651 VAS	CARE Core Balanced Portfolio		\$40,776.11	
25/03/2020	Withdrawal	Trade Movement	Buy 12 IJR	CARE Core Balanced Portfolio		\$1,004.06	

The information in this report is of a general nature only and does not take into account your personal objectives, financial situation or needs. Any amounts are reflective of your current investment positions only, and do not represent a guarantee of benefit as the positions may not include tax payable, fees or other deductions or credits. The actual amount payable will be determined at the time a payment is made. For superannuation members - the Government has placed restrictions (known as "Preservation" rules) on when superannuation benefits can be received - refer to the Product Disclosure Statement for more information. Whilst reasonable care has been taken in preparing the information provided, no responsibility will be taken for its accuracy nor for its use. In preparing this document, we have relied upon and assumed, without independent verification, the accuracy and completeness of all information supplied by or obtained from third parties. To the maximum extent permitted by law, neither we, nor our directors, employees or agents accept any liability for any loss arising in relation to this report.

Report executed:23/11/2020 12:52:18 PM



# Cash Transactions (including Managed Portfolio) Report

From 01/07/2019 to 30/06/2020

Account Name: S & P Velden Super Pty Ltd ATF S & P Velden Superannuation Fund (24015213 - Superfund (Corporate Trustee))

Adviser Name: Corne Wilbers at Prestige Portfolios Pty Ltd

Date	Transaction Type	Transaction Sub Type	Transaction Details	Managed Portfolio	Sub Managed Portfolio	Debit	Credit
25/03/2020	Expense	Transaction Fee	Buy HOW0052AU - Transaction Fee	CARE Core Balanced Portfolio		\$20.50	
26/03/2020	Expense	Transaction Fee	Buy OMF0009AU - Transaction Fee	CARE Core Balanced Portfolio		\$20.50	
31/03/2020	Income	Interest Credited	Interest Credited Mar 2020				\$0.26
31/03/2020	Deposit	Deposit From Managed Portfolio	Interest Credited Mar 2020 - payout from CARE Core Balanced Portfolio				\$0.02
31/03/2020	Income	Interest Credited	Interest Credited Mar 2020	CARE Core Balanced Portfolio			\$0.02
31/03/2020	Withdrawal	Managed Portfolio Capital Withdrawal	Interest Credited Mar 2020 payout income	CARE Core Balanced Portfolio		\$0.02	
01/04/2020	Withdrawal	Trade Movement	Buy 1 DJRE	CARE Core Balanced Portfolio		\$18.94	
01/04/2020	Withdrawal	Trade Movement	Buy 1 VTS	CARE Core Balanced Portfolio		\$206.79	
01/04/2020	Withdrawal	Trade Movement	Buy 1 VEU	CARE Core Balanced Portfolio		\$66.39	
01/04/2020	Withdrawal	Trade Movement	Buy 1 SMLL	CARE Core Balanced Portfolio		\$2.54	
02/04/2020	Withdrawal	Trade Movement	Buy 1 VAS	CARE Core Balanced Portfolio		\$64.89	
03/04/2020	Withdrawal	Trade Movement	Buy 4 VAS	CARE Core Balanced Portfolio		\$258.02	
03/04/2020	Withdrawal	Trade Movement	Buy 1 WXHG	CARE Core Balanced Portfolio		\$18.92	
03/04/2020	Withdrawal	Trade Movement	Buy 34 VAS	CARE Core Balanced Portfolio		\$2,248.03	
06/04/2020	Expense	Licensee Fees	Licensee Fee Mar 2020 - GPS Wealth Ltd			\$12.02	
06/04/2020	Expense	Portfolio Service Fees	Portfolio Service Fees Mar 2020 - Hub24			\$75.02	
06/04/2020	Expense	Investment Management Fee	Investment Management Fee Mar 2020 - CARE Core Balanced Portfolio			\$34.63	
06/04/2020	Withdrawal	Trade Movement	Buy 2 VAS	CARE Core Balanced Portfolio		\$132.10	

The information in this report is of a general nature only and does not take into account your personal objectives, financial situation or needs. Any amounts are reflective of your current investment positions only, and do not represent a guarantee of benefit as the positions may not include tax payable, fees or other deductions or credits. The actual amount payable will be determined at the time a payment is made. For superannuation members - the Government has placed restrictions (known as "Preservation" rules) on when superannuation benefits can be received - refer to the Product Disclosure Statement for more information. Whilst reasonable care has been taken in preparing the information provided, no responsibility will be taken for its accuracy nor for its use. In preparing this document, we have relied upon and assumed, without independent verification, the accuracy and completeness of all information supplied by or obtained from third parties. To the maximum extent permitted by law, neither we, nor our directors, employees or agents accept any liability for any loss arising in relation to this report.

Report executed:23/11/2020 12:52:18 PM



# Cash Transactions (including Managed Portfolio) Report

From 01/07/2019 to 30/06/2020

Account Name: S & P Velden Super Pty Ltd ATF S & P Velden Superannuation Fund (24015213 - Superfund (Corporate Trustee))

Adviser Name: Corne Wilbers at Prestige Portfolios Pty Ltd

Date	Transaction Type	Transaction Sub Type	Transaction Details	Managed Portfolio	Sub Managed Portfolio	Debit	Credit
07/04/2020	Deposit	Deposit From Managed Portfolio	OMF0009AU Distribution Ex 31/03/2020 cpu:0.0499999993068000 - payout from CARE Core Balanced Portfolio				\$29.99
07/04/2020	Withdrawal	Managed Portfolio Capital Withdrawal	OMF0009AU Distribution Ex 31/03/2020 cpu:0.0499999993068000 payout income	CARE Core Balanced Portfolio		\$29.99	
07/04/2020	Deposit	Trade Movement	Sell 1791.6982 OMF0009AU	CARE Core Balanced Portfolio			\$1,897.23
07/04/2020	Withdrawal	Trade Movement	Buy 1 VAS	CARE Core Balanced Portfolio		\$66.86	
07/04/2020	Expense	Transaction Fee	Sell OMF0009AU - Transaction Fee	CARE Core Balanced Portfolio		\$1.95	
07/04/2020	Deposit	Dividend	OMF0009AU Distribution Ex 31/03/2020 cpu:0.0499999993068000	CARE Core Balanced Portfolio			\$29.99
08/04/2020	Expense	Transaction Fee	Sell HOW0052AU - Transaction Fee	CARE Core Balanced Portfolio		\$5.46	
08/04/2020	Deposit	Trade Movement	Sell 4463.63855 HOW0052AU	CARE Core Balanced Portfolio			\$5,329.58
09/04/2020	Deposit	Deposit From Managed Portfolio	HOW0052AU Distribution Ex 31/03/2020 cpu:0.594669993 - payout from CARE Core Balanced Portfolio				\$207.27
09/04/2020	Withdrawal	Managed Portfolio Capital Withdrawal	HOW0052AU Distribution Ex 31/03/2020 cpu:0.594669993 payout income	CARE Core Balanced Portfolio		\$207.27	
09/04/2020	Deposit	Dividend	HOW0052AU Distribution Ex 31/03/2020 cpu:0.594669993	CARE Core Balanced Portfolio			\$207.27
14/04/2020	Withdrawal	Trade Movement	Buy 21 VAS	CARE Core Balanced Portfolio		\$1,396.33	
15/04/2020	Deposit	Deposit From Managed Portfolio	IJR AUD EST 0.28260673, DRP - payout from CARE Core Balanced Portfolio				\$13.85
15/04/2020	Withdrawal	Managed Portfolio Capital Withdrawal	IJR AUD EST 0.28260673, DRP payout income	CARE Core Balanced Portfolio		\$13.85	
15/04/2020	Withdrawal	Trade Movement	Buy 66 VAS	CARE Core Balanced Portfolio		\$4,448.48	

The information in this report is of a general nature only and does not take into account your personal objectives, financial situation or needs. Any amounts are reflective of your current investment positions only, and do not represent a guarantee of benefit as the positions may not include tax payable, fees or other deductions or credits. The actual amount payable will be determined at the time a payment is made. For superannuation members - the Government has placed restrictions (known as "Preservation" rules) on when superannuation benefits can be received - refer to the Product Disclosure Statement for more information. Whilst reasonable care has been taken in preparing the information provided, no responsibility will be taken for its accuracy nor for its use. In preparing this document, we have relied upon and assumed, without independent verification, the accuracy and completeness of all information supplied by or obtained from third parties. To the maximum extent permitted by law, neither we, nor our directors, employees or agents accept any liability for any loss arising in relation to this report.

Report executed:23/11/2020 12:52:18 PM



# Cash Transactions (including Managed Portfolio) Report

From 01/07/2019 to 30/06/2020

Account Name: S & P Velden Super Pty Ltd ATF S & P Velden Superannuation Fund (24015213 - Superfund (Corporate Trustee))

Adviser Name: Corne Wilbers at Prestige Portfolios Pty Ltd

Date	Transaction Type	Transaction Sub Type	Transaction Details	Managed Portfolio	Sub Managed Portfolio	Debit	Credit
11/05/2020	Withdrawal	Managed Portfolio Capital Withdrawal	OMF0009AU Distribution Ex 30/04/2020 cpu:0.0499999991349000 payout income	CARE Core Balanced Portfolio		\$29.10	
11/05/2020	Deposit	Dividend	OMF0009AU Distribution Ex 30/04/2020 cpu:0.0499999991349000	CARE Core Balanced Portfolio			\$29.10
02/06/2020	Deposit	Trade Movement	Sell 1 DJRE	CARE Core Balanced Portfolio			\$19.04
02/06/2020	Deposit	Trade Movement	Sell 2 VAS	CARE Core Balanced Portfolio			\$148.11
02/06/2020	Withdrawal	Trade Movement	Buy OMF0009AU	CARE Core Balanced Portfolio		\$2,357.55	
04/06/2020	Expense	Licensee Fees	Licensee Fee May 2020 - GPS Wealth Ltd			\$16.39	
04/06/2020	Expense	Portfolio Service Fees	Portfolio Service Fees May 2020 - Hub24			\$83.81	
04/06/2020	Expense	Investment Management Fee	Investment Management Fee May 2020 - CARE Core Balanced Portfolio			\$59.05	
04/06/2020	Withdrawal	Trade Movement	Buy 2 SMLL	CARE Core Balanced Portfolio		\$6.39	
04/06/2020	Deposit	Trade Movement	Sell 45 VAS	CARE Core Balanced Portfolio			\$3,332.68
04/06/2020	Withdrawal	Trade Movement	Buy 1 WXHG	CARE Core Balanced Portfolio		\$22.22	
09/06/2020	Deposit	Deposit From Managed Portfolio	OMF0009AU Distribution Ex 31/05/2020 cpu:1.8000000011855000 - payout from CARE Core Balanced Portfolio				\$1,047.45
09/06/2020	Withdrawal	Managed Portfolio Capital Withdrawal	OMF0009AU Distribution Ex 31/05/2020 cpu:1.8000000011855000 payout income	CARE Core Balanced Portfolio		\$1,047.45	
09/06/2020	Expense	Transaction Fee	Sell HOW0052AU - Transaction Fee	CARE Core Balanced Portfolio		\$0.04	
09/06/2020	Deposit	Trade Movement	Sell 31.86913 HOW0052AU	CARE Core Balanced Portfolio			\$38.24
09/06/2020	Expense	Transaction Fee	Buy OMF0009AU - Transaction Fee	CARE Core Balanced Portfolio		\$2.42	

The information in this report is of a general nature only and does not take into account your personal objectives, financial situation or needs. Any amounts are reflective of your current investment positions only, and do not represent a guarantee of benefit as the positions may not include tax payable, fees or other deductions or credits. The actual amount payable will be determined at the time a payment is made. For superannuation members - the Government has placed restrictions (known as "Preservation" rules) on when superannuation benefits can be received - refer to the Product Disclosure Statement for more information. Whilst reasonable care has been taken in preparing the information provided, no responsibility will be taken for its accuracy nor for its use. In preparing this document, we have relied upon and assumed, without independent verification, the accuracy and completeness of all information supplied by or obtained from third parties. To the maximum extent permitted by law, neither we, nor our directors, employees or agents accept any liability for any loss arising in relation to this report.

Report executed:23/11/2020 12:52:18 PM



# Cash Transactions (including Managed Portfolio) Report

From 01/07/2019 to 30/06/2020

Account Name: S & P Velden Super Pty Ltd ATF S & P Velden Superannuation Fund (24015213 - Superfund (Corporate Trustee))

Adviser Name: Corne Wilbers at Prestige Portfolios Pty Ltd

Date	Transaction Type	Transaction Sub Type	Transaction Details	Managed Portfolio	Sub Managed Portfolio	Debit	Credit
09/06/2020	Deposit	Dividend	OMF0009AU Distribution Ex 31/05/2020 cpu:1.8000000011855000	CARE Core Balanced Portfolio			\$1,047.45
22/06/2020	Deposit	Deposit From Managed Portfolio	Interest Credited June 2020 - payout from CARE Core Balanced Portfolio				\$11.38
22/06/2020	Deposit	Deposit From Managed Portfolio	Interest Credited June 2020 - payout from CARE Core Balanced Portfolio				\$5.60
22/06/2020	Deposit	Deposit From Managed Portfolio	Interest Credited June 2020 - payout from CARE Core Balanced Portfolio				\$6.52
22/06/2020	Withdrawal	Managed Portfolio Capital Withdrawal	Adj 378681807 Acc 24015213 Slv CARE Core Balanced Portfolio: HOW0052AU Rebate 31/03/2020 payout income	CARE Core Balanced Portfolio		\$6.52	
22/06/2020	Withdrawal	Managed Portfolio Capital Withdrawal	Adj 378668488 Acc 24015213 Slv CARE Core Balanced Portfolio: HOW0052AU Rebate 31/12/2020 payout income	CARE Core Balanced Portfolio		\$5.60	
22/06/2020	Income	Interest Credited	HOW0052AU Rebate 31/03/2020	CARE Core Balanced Portfolio			\$6.52
22/06/2020	Withdrawal	Managed Portfolio Capital Withdrawal	Adj 378656185 Acc 24015213 Slv CARE Core Balanced Portfolio: HOW0052AU Rebate 30/09/2020 payout income	CARE Core Balanced Portfolio		\$11.38	
22/06/2020	Income	Interest Credited	HOW0052AU Rebate 31/12/2020	CARE Core Balanced Portfolio			\$5.60
22/06/2020	Income	Interest Credited	HOW0052AU Rebate 30/09/2020	CARE Core Balanced Portfolio			\$11.38
<b>Total AUD</b>						<b>\$481,285.69</b>	<b>\$478,358.65</b>

Notes :

This report is not a bank statement but represents the cleared cash transactions that affect your holdings. This report shows cleared cash transactions and excludes uncleared funds, payables and receivables.

The information in this report is of a general nature only and does not take into account your personal objectives, financial situation or needs. Any amounts are reflective of your current investment positions only, and do not represent a guarantee of benefit as the positions may not include tax payable, fees or other deductions or credits. The actual amount payable will be determined at the time a payment is made. For superannuation members - the Government has placed restrictions (known as "Preservation" rules) on when superannuation benefits can be received - refer to the Product Disclosure Statement for more information. Whilst reasonable care has been taken in preparing the information provided, no responsibility will be taken for its accuracy nor for its use. In preparing this document, we have relied upon and assumed, without independent verification, the accuracy and completeness of all information supplied by or obtained from third parties. To the maximum extent permitted by law, neither we, nor our directors, employees or agents accept any liability for any loss arising in relation to this report.

Report executed:23/11/2020 12:52:18 PM

## 06 Gain/Loss Schedule

### Realised Capital Gains/Losses Summary

	Trust Distributions (Note 2)	Realised Assets	Total Capital Gains (gross) (Note 3)	Losses Applied	Discount (Note 4)	Net Capital Gains (Note 5)
Capital Gains - Other (Note 1)	0.00	0.00	0.00	0.00		0.00
Capital Gains - Index	0.00	0.00	0.00	0.00		0.00
Capital Gains - eligible for Discount	339.26	30.97	370.23	225.18	48.35	96.70
<b>Total</b>	<b>339.26</b>	<b>30.97</b>	<b>370.23</b>	<b>225.18</b>	<b>48.35</b>	<b>96.70</b>

Total capital losses during the period	225.18
--	--------

Capital losses to carry forward	0.00
---------------------------------	------

### Realised Profits/Losses - Income Securities Summary

	Total
Profit on Disposal	0.00
Losses on Disposal	0.00
<b>Net Profits / (Losses)</b>	<b>0.00</b>

### Realised Gains/Losses - Foreign Exchange Summary

	Total
Foreign Exchange Gains	0.00
Foreign Exchange Losses	0.00
<b>Net Gains / (Losses)</b>	<b>0.00</b>

Note 1: These are capital gains not eligible for the Capital Gains Tax (CGT) Discount due to the asset being held less than 12 months.

Note 2: Details of capital gains arising from Trust Distributions are found in 04 Distributions Schedule. The total sum of "Capital Gains Other (TARP)" and "Capital Gains Other (NTARP)" is the amount shown under the "Capital Gains - Other" row. The total sum of "Capital Gains Index (TARP)" and "Capital Gains Index (NTARP)" is the amount shown under the "Capital Gains - Index" row. The "Capital gains - eligible for discount" row shows the sum of "Capital Gains Discount (TARP)" and "Capital Gains Discount (NTARP)" grossed up by the discount (as advised by the trust manager in the case of AMIT funds). Any Foreign Tax Offset (capital gains) are also included.

Note 3: The "Total capital gains (gross)" is the total assessable (grossed up) Capital Gain being the undiscounted gain to which the Capital Gains Tax (CGT) discount appropriate for each entity type should be applied.

Note 4: The CGT Discount is 50% for individuals and trusts, 0% for companies and 33 1/3% for Self Managed Super Funds (SMSF's), and is applied to the "Total Capital Gains (gross)" net of any "Losses applied".

Note 5: Net Capital Gains are the Total Capital Gains (gross) net of any "Losses applied" and the CGT "Discount", and form part of assessable income.

## 06 Gain/Loss Schedule

### Realised Capital Gains/Losses

Security	Sale Date	Tax Date (Note 2)	Units	Net Proceeds (\$)	Cost Base (Note 1) (\$)	Indexed Cost Base (Note 1) (\$)	Reduced Cost Base (Note 1) (\$)	Gross Gain - Discounted (Note 3) (\$)	Gross Gain - Other (Note 4) (\$)	Total Gain (Note 5) (\$)	Losses (\$)
<b>Equity (Long)</b>											
DJRE	02/06/2020	09/03/2020	1.000000	19.04	23.50	0.00	23.50	0.00	0.00	0.00	(4.46)
<b>Subtotal for DJRE - SPDR DJ GLOBAL REIT ETF UNITS</b>			<b>1.000000</b>	<b>19.04</b>	<b>23.50</b>	<b>0.00</b>	<b>23.50</b>	<b>0.00</b>	<b>0.00</b>	<b>0.00</b>	<b>(4.46)</b>
VAS	02/06/2020	02/02/2018	2.000000	148.11	156.16	0.00	156.16	0.00	0.00	0.00	(8.05)
VAS	02/06/2020	02/02/2018	9.000000	666.54	702.71	0.00	702.71	0.00	0.00	0.00	(36.17)
VAS	02/06/2020	02/02/2018	3.000000	222.18	234.23	0.00	234.23	0.00	0.00	0.00	(12.05)
VAS	02/06/2020	09/03/2020	28.000000	2,073.67	2,097.70	0.00	2,097.70	0.00	0.00	0.00	(24.03)
VAS	02/06/2020	09/03/2020	1.000000	74.06	74.91	0.00	74.91	0.00	0.00	0.00	(0.85)
VAS	02/06/2020	18/01/2019	4.000000	296.24	298.54	0.00	298.54	0.00	0.00	0.00	(2.30)
<b>Subtotal for VAS - VNGD AUS SHARES ETF UNITS</b>			<b>47.000000</b>	<b>3,480.80</b>	<b>3,564.25</b>	<b>0.00</b>	<b>3,564.25</b>	<b>0.00</b>	<b>0.00</b>	<b>0.00</b>	<b>(83.45)</b>
VTS	09/03/2020	18/01/2019	1.000000	219.20	188.23	0.00	188.23	30.97	0.00	30.97	0.00
<b>Subtotal for VTS - VNGD US TOTAL MARKET CDI 1:1</b>			<b>1.000000</b>	<b>219.20</b>	<b>188.23</b>	<b>0.00</b>	<b>188.23</b>	<b>30.97</b>	<b>0.00</b>	<b>30.97</b>	<b>0.00</b>
<b>Managed Fund (Long)</b>											
HOW0052AU	02/04/2020	10/03/2020	1,721.502320	2,055.47	2,114.80	0.00	2,114.80	0.00	0.00	0.00	(59.33)
HOW0052AU	02/04/2020	26/06/2019	1,231.540220	1,470.46	1,495.14	0.00	1,495.14	0.00	0.00	0.00	(24.68)
HOW0052AU	02/04/2020	23/03/2020	1,510.596010	1,803.65	1,834.41	0.00	1,834.41	0.00	0.00	0.00	(30.76)
HOW0052AU	03/06/2020	23/03/2020	31.869130	38.24	38.70	0.00	38.70	0.00	0.00	0.00	(0.46)
<b>Subtotal for HOW0052AU - Kapstream Absolute Return Income Fund</b>			<b>4,495.507680</b>	<b>5,367.82</b>	<b>5,483.05</b>	<b>0.00</b>	<b>5,483.05</b>	<b>0.00</b>	<b>0.00</b>	<b>0.00</b>	<b>(115.23)</b>
OMF0009AU	02/04/2020	26/06/2019	251.800200	266.63	270.66	0.00	270.66	0.00	0.00	0.00	(4.03)
OMF0009AU	02/04/2020	10/03/2020	1,539.898000	1,630.60	1,648.61	0.00	1,648.61	0.00	0.00	0.00	(18.01)
<b>Subtotal for OMF0009AU - Realm High Income Fund - Wholesale Class</b>			<b>1,791.698200</b>	<b>1,897.23</b>	<b>1,919.27</b>	<b>0.00</b>	<b>1,919.27</b>	<b>0.00</b>	<b>0.00</b>	<b>0.00</b>	<b>(22.04)</b>
<b>Total</b>				<b>10,984.09</b>	<b>11,178.30</b>	<b>0.00</b>	<b>11,178.30</b>	<b>30.97</b>	<b>0.00</b>	<b>30.97</b>	<b>(225.18)</b>

Note 1: The calculation of the Cost Base, Reduced Cost Base and Indexed Cost Base for parcels belonging in holdings outside the Service/Fund, and for parcels that were held prior to the introduction of the Service/Fund, have been based on data records supplied by investors or their advisers. Cost base is the cost base for tax purposes.

Note 2: Tax Date represents the effective date for the purpose of calculating the cost base for the parcel and any subsequent determination of capital gains for tax purposes. Generally, this is also the parcel's acquisition date.

Note 3: The Capital Gains under the discount method have been calculated prior to the application of the discount.

## 06 Gain/Loss Schedule

Note 4: Indexation of cost bases applies to assets acquired prior to 21 September 1999 and was 'frozen' on 30 September 1999 (i.e. no further indexation of the asset's cost base applies after that date). When a particular parcel of a security is eligible for indexation gains, it is shown in this column and is determined using the security's indexed cost base. Also shown in this column are capital gains that are not eligible for the CGT Discount due to the asset being held less than 12 months.

Note 5: The Total Gain for any parcel has been determined using the method that results in the optimal result (according to the criteria specified by the investor or his/her adviser) for that parcel considered in isolation. The Total Gain is the sum of Gross Gain - Discount and Gross Gain - Other, with Gross Gain - Other being used when the parcel has been held for less than a year or when frozen indexation applies.

Note 6: Some tax deferred, return of capital and AMIT cost base decrease components of distributions shown as non-assessable income may have been reclassified as realised capital gains for tax purposes, if they have given rise to a capital gains event. Where this has occurred, no units have been sold, so the quantity shown under the Units column will be 0 and the Security Sale Date represents the CGT Event date of the relevant distribution.

Note 7: In addition to the classifications of capital gains based on the method of calculation, new classifications have been introduced that are relevant for non-resident investors only, including "NCMI capital gains" and "Excluded from NCMI capital gains". These amounts are included in those shown in this schedule, but the new classifications are not shown. Please refer to the Tax Guide for additional information.



# 06 Gain/Loss Schedule

## Unrealised Capital Gains/Losses

Security	Tax Date (Note 2)	Units	Market Value (\$)	Cost Base (Note 1) (\$)	Indexed Cost Base (Note 1,6) (\$)	Reduced Cost Base (Note 1) (\$)	Gross Gain - Discounted (Note 3) (\$)	Gross Gain - Other (Note 4) (\$)	Total Gain (Note 5) (\$)	Losses (\$)
<b>Equity (Long)</b>										
DJRE	10/06/2016	1.000000	18.26	22.14	0.00	22.14	0.00	0.00	0.00	(3.88)
DJRE	10/06/2016	52.000000	949.52	1,151.69	0.00	1,151.69	0.00	0.00	0.00	(202.17)
DJRE	02/02/2018	14.000000	255.64	271.63	0.00	271.63	0.00	0.00	0.00	(15.99)
DJRE	02/02/2018	2.000000	36.52	38.80	0.00	38.80	0.00	0.00	0.00	(2.28)
DJRE	25/07/2018	7.000000	127.82	147.08	0.00	147.08	0.00	0.00	0.00	(19.26)
DJRE	25/07/2018	1.000000	18.26	21.01	0.00	21.01	0.00	0.00	0.00	(2.75)
DJRE	21/01/2019	4.000000	73.04	84.34	0.00	84.34	0.00	0.00	0.00	(11.30)
DJRE	21/01/2019	6.000000	109.56	126.52	0.00	126.52	0.00	0.00	0.00	(16.96)
DJRE	09/03/2020	6.000000	109.56	140.95	0.00	140.95	0.00	0.00	0.00	(31.39)
DJRE	09/03/2020	1.000000	18.26	23.48	0.00	23.48	0.00	0.00	0.00	(5.22)
DJRE	20/03/2020	87.000000	1,588.62	1,536.33	0.00	1,536.33	0.00	52.29	52.29	0.00
DJRE	20/03/2020	78.000000	1,424.28	1,377.41	0.00	1,377.41	0.00	46.87	46.87	0.00
DJRE	01/04/2020	1.000000	18.26	18.93	0.00	18.93	0.00	0.00	0.00	(0.67)
<b>Subtotal for DJRE - SPDR DJ GLOBAL REIT ETF UNITS</b>		<b>260.000000</b>	<b>4,747.60</b>	<b>4,960.31</b>	<b>0.00</b>	<b>4,960.31</b>	<b>0.00</b>	<b>99.16</b>	<b>99.16</b>	<b>(311.87)</b>
FBR	03/11/2016	77,032.000000	2,465.02	9,716.70	0.00	9,716.70	0.00	0.00	0.00	(7,251.68)
FBR	01/02/2018	62,787.000000	2,009.18	10,842.67	0.00	10,842.67	0.00	0.00	0.00	(8,833.49)
FBR	02/02/2018	938.000000	30.02	158.51	0.00	158.51	0.00	0.00	0.00	(128.49)
FBR	18/01/2019	90,809.000000	2,905.89	10,163.62	0.00	10,163.62	0.00	0.00	0.00	(7,257.73)
<b>Subtotal for FBR - FBR LTD ORDINARY</b>		<b>231,566.000000</b>	<b>7,410.11</b>	<b>30,881.50</b>	<b>0.00</b>	<b>30,881.50</b>	<b>0.00</b>	<b>0.00</b>	<b>0.00</b>	<b>(23,471.39)</b>
IEM	10/06/2016	2.000000	117.96	92.72	0.00	92.72	25.24	0.00	25.24	0.00
IEM	10/06/2016	21.000000	1,238.58	973.58	0.00	973.58	265.00	0.00	265.00	0.00
IEM	18/01/2019	1.000000	58.98	57.56	0.00	57.56	1.42	0.00	1.42	0.00
IEM	18/01/2019	2.000000	117.96	115.10	0.00	115.10	2.86	0.00	2.86	0.00
IEM	20/05/2019	4.000000	235.92	234.37	0.00	234.37	1.55	0.00	1.55	0.00
IEM	09/03/2020	1.000000	58.98	59.13	0.00	59.13	0.00	0.00	0.00	(0.15)
IEM	09/03/2020	1.000000	58.98	59.13	0.00	59.13	0.00	0.00	0.00	(0.15)

## 06 Gain/Loss Schedule

### Unrealised Capital Gains/Losses

Security	Tax Date (Note 2)	Units	Market Value (\$)	Cost Base (Note 1) (\$)	Indexed Cost Base (Note 1,6) (\$)	Reduced Cost Base (Note 1) (\$)	Gross Gain - Discounted (Note 3) (\$)	Gross Gain - Other (Note 4) (\$)	Total Gain (Note 5) (\$)	Losses (\$)
IEM	20/03/2020	57.000000	3,361.86	3,086.71	0.00	3,086.71	0.00	275.15	275.15	0.00
<b>Subtotal for IEM - ISHS MSCI EMG MKTETF ETF UNITS</b>		<b>89.000000</b>	<b>5,249.22</b>	<b>4,678.30</b>	<b>0.00</b>	<b>4,678.30</b>	<b>296.07</b>	<b>275.15</b>	<b>571.22</b>	<b>(0.30)</b>
IJR	13/06/2018	14.000000	1,375.22	1,586.67	0.00	1,586.67	0.00	0.00	0.00	(211.45)
IJR	18/01/2019	2.000000	196.46	210.23	0.00	210.23	0.00	0.00	0.00	(13.77)
IJR	09/03/2020	2.000000	196.46	207.17	0.00	207.17	0.00	0.00	0.00	(10.71)
IJR	20/03/2020	19.000000	1,866.37	1,651.97	0.00	1,651.97	0.00	214.40	214.40	0.00
IJR	23/03/2020	12.000000	1,178.76	1,004.06	0.00	1,004.06	0.00	174.70	174.70	0.00
<b>Subtotal for IJR - ISHARES SMALL-CAP ETF UNITS</b>		<b>49.000000</b>	<b>4,813.27</b>	<b>4,660.10</b>	<b>0.00</b>	<b>4,660.10</b>	<b>0.00</b>	<b>389.10</b>	<b>389.10</b>	<b>(235.93)</b>
SMLL	11/04/2017	417.000000	1,317.72	1,259.91	0.00	1,259.91	57.81	0.00	57.81	0.00
SMLL	02/02/2018	67.000000	211.72	224.64	0.00	224.64	0.00	0.00	0.00	(12.92)
SMLL	02/02/2018	3.000000	9.48	10.06	0.00	10.06	0.00	0.00	0.00	(0.58)
SMLL	25/07/2018	1.000000	3.16	3.34	0.00	3.34	0.00	0.00	0.00	(0.18)
SMLL	21/01/2019	65.000000	205.40	196.14	0.00	196.14	9.26	0.00	9.26	0.00
SMLL	09/03/2020	45.000000	142.20	132.44	0.00	132.44	0.00	9.76	9.76	0.00
SMLL	09/03/2020	2.000000	6.32	5.89	0.00	5.89	0.00	0.43	0.43	0.00
SMLL	20/03/2020	458.000000	1,447.28	1,091.24	0.00	1,091.24	0.00	356.04	356.04	0.00
SMLL	20/03/2020	584.000000	1,845.44	1,391.45	0.00	1,391.45	0.00	453.99	453.99	0.00
SMLL	01/04/2020	1.000000	3.16	2.54	0.00	2.54	0.00	0.62	0.62	0.00
SMLL	02/06/2020	2.000000	6.32	6.39	0.00	6.39	0.00	0.00	0.00	(0.07)
<b>Subtotal for SMLL - BETASMALLCOMPANIES TMF UNITS</b>		<b>1,645.000000</b>	<b>5,198.20</b>	<b>4,324.04</b>	<b>0.00</b>	<b>4,324.04</b>	<b>67.07</b>	<b>820.84</b>	<b>887.91</b>	<b>(13.75)</b>
VAS	10/06/2016	261.000000	19,603.71	17,693.78	0.00	17,693.78	1,909.93	0.00	1,909.93	0.00
VAS	10/06/2016	7.000000	525.77	474.54	0.00	474.54	51.23	0.00	51.23	0.00
VAS	11/12/2018	9.000000	675.99	639.85	0.00	639.85	36.14	0.00	36.14	0.00
VAS	18/01/2019	45.000000	3,379.95	3,358.62	0.00	3,358.62	21.33	0.00	21.33	0.00
VAS	18/01/2019	5.000000	375.55	373.18	0.00	373.18	2.37	0.00	2.37	0.00
VAS	20/03/2020	28.000000	2,103.08	1,753.81	0.00	1,753.81	0.00	349.27	349.27	0.00

## 06 Gain/Loss Schedule

### Unrealised Capital Gains/Losses

Security	Tax Date (Note 2)	Units	Market Value (\$)	Cost Base (Note 1) (\$)	Indexed Cost Base (Note 1,6) (\$)	Reduced Cost Base (Note 1) (\$)	Gross Gain - Discounted (Note 3) (\$)	Gross Gain - Other (Note 4) (\$)	Total Gain (Note 5) (\$)	Losses (\$)
VAS	20/03/2020	651.000000	48,896.61	40,776.11	0.00	40,776.11	0.00	8,120.50	8,120.50	0.00
VAS	01/04/2020	34.000000	2,553.74	2,248.03	0.00	2,248.03	0.00	305.71	305.71	0.00
VAS	02/04/2020	1.000000	75.11	64.89	0.00	64.89	0.00	10.22	10.22	0.00
VAS	03/04/2020	4.000000	300.44	258.02	0.00	258.02	0.00	42.42	42.42	0.00
VAS	06/04/2020	2.000000	150.22	132.10	0.00	132.10	0.00	18.12	18.12	0.00
VAS	07/04/2020	1.000000	75.11	66.86	0.00	66.86	0.00	8.25	8.25	0.00
VAS	08/04/2020	21.000000	1,577.31	1,396.33	0.00	1,396.33	0.00	180.98	180.98	0.00
VAS	09/04/2020	66.000000	4,957.26	4,448.48	0.00	4,448.48	0.00	508.78	508.78	0.00
<b>Subtotal for VAS - VNGD AUS SHARES ETF UNITS</b>		<b>1,135.000000</b>	<b>85,249.85</b>	<b>73,684.60</b>	<b>0.00</b>	<b>73,684.60</b>	<b>2,021.00</b>	<b>9,544.25</b>	<b>11,565.25</b>	<b>0.00</b>
VEU	10/06/2016	73.000000	5,058.90	4,359.98	0.00	4,359.98	698.92	0.00	698.92	0.00
VEU	10/06/2016	1.000000	69.30	59.73	0.00	59.73	9.57	0.00	9.57	0.00
VEU	02/02/2018	5.000000	346.50	360.50	0.00	360.50	0.00	0.00	0.00	(14.00)
VEU	18/01/2019	1.000000	69.30	66.74	0.00	66.74	2.56	0.00	2.56	0.00
VEU	18/01/2019	10.000000	693.00	667.34	0.00	667.34	25.66	0.00	25.66	0.00
VEU	25/06/2019	3.000000	207.90	219.39	0.00	219.39	0.00	0.00	0.00	(11.49)
VEU	25/06/2019	1.000000	69.30	73.13	0.00	73.13	0.00	0.00	0.00	(3.83)
VEU	09/03/2020	8.000000	554.40	564.60	0.00	564.60	0.00	0.00	0.00	(10.20)
VEU	20/03/2020	56.000000	3,880.80	3,573.22	0.00	3,573.22	0.00	307.58	307.58	0.00
VEU	20/03/2020	121.000000	8,385.30	7,720.69	0.00	7,720.69	0.00	664.61	664.61	0.00
VEU	01/04/2020	1.000000	69.30	66.39	0.00	66.39	0.00	2.91	2.91	0.00
<b>Subtotal for VEU - VNGD ALL-WORLD EX-US CDI 1:1</b>		<b>280.000000</b>	<b>19,404.00</b>	<b>17,731.71</b>	<b>0.00</b>	<b>17,731.71</b>	<b>736.71</b>	<b>975.10</b>	<b>1,711.81</b>	<b>(39.52)</b>
VTS	10/06/2016	30.000000	6,731.10	4,395.33	0.00	4,395.33	2,335.77	0.00	2,335.77	0.00
VTS	20/03/2020	53.000000	11,891.61	10,811.22	0.00	10,811.22	0.00	1,080.39	1,080.39	0.00
VTS	01/04/2020	1.000000	224.37	206.79	0.00	206.79	0.00	17.58	17.58	0.00
<b>Subtotal for VTS - VNGD US TOTAL MARKET CDI 1:1</b>		<b>84.000000</b>	<b>18,847.08</b>	<b>15,413.34</b>	<b>0.00</b>	<b>15,413.34</b>	<b>2,335.77</b>	<b>1,097.97</b>	<b>3,433.74</b>	<b>0.00</b>
WXHG	10/06/2016	167.000000	3,577.14	3,062.02	0.00	3,062.02	515.12	0.00	515.12	0.00
WXHG	10/06/2016	3.000000	64.26	55.01	0.00	55.01	9.25	0.00	9.25	0.00

## 06 Gain/Loss Schedule

### Unrealised Capital Gains/Losses

Security	Tax Date (Note 2)	Units	Market Value (\$)	Cost Base (Note 1) (\$)	Indexed Cost Base (Note 1,6) (\$)	Reduced Cost Base (Note 1) (\$)	Gross Gain - Discounted (Note 3) (\$)	Gross Gain - Other (Note 4) (\$)	Total Gain (Note 5) (\$)	Losses (\$)
WXHG	21/01/2019	23.000000	492.66	491.13	0.00	491.13	1.53	0.00	1.53	0.00
WXHG	09/03/2020	1.000000	21.42	20.99	0.00	20.99	0.00	0.43	0.43	0.00
WXHG	09/03/2020	15.000000	321.30	314.89	0.00	314.89	0.00	6.41	6.41	0.00
WXHG	20/03/2020	10.000000	214.20	173.19	0.00	173.19	0.00	41.01	41.01	0.00
WXHG	20/03/2020	353.000000	7,561.26	6,113.62	0.00	6,113.62	0.00	1,447.64	1,447.64	0.00
WXHG	01/04/2020	1.000000	21.42	18.92	0.00	18.92	0.00	2.50	2.50	0.00
WXHG	02/06/2020	1.000000	21.42	22.22	0.00	22.22	0.00	0.00	0.00	(0.80)
<b>Subtotal for WXHG - SPDR WORLD EX OZ HDG ETF UNITS</b>		<b>574.000000</b>	<b>12,295.08</b>	<b>10,271.99</b>	<b>0.00</b>	<b>10,271.99</b>	<b>525.90</b>	<b>1,497.99</b>	<b>2,023.89</b>	<b>(0.80)</b>
<b>Managed Fund (Long)</b>										
HOW0052AU	14/06/2016	4,688.864300	5,628.04	5,570.93	0.00	5,570.93	57.11	0.00	57.11	0.00
HOW0052AU	28/09/2016	1,072.227600	1,286.99	1,283.16	0.00	1,283.16	3.83	0.00	3.83	0.00
HOW0052AU	12/04/2017	682.414200	819.10	810.79	0.00	810.79	8.31	0.00	8.31	0.00
HOW0052AU	05/02/2018	1,117.788400	1,341.68	1,329.52	0.00	1,329.52	12.16	0.00	12.16	0.00
HOW0052AU	23/07/2018	987.399800	1,185.18	1,164.95	0.00	1,164.95	20.23	0.00	20.23	0.00
HOW0052AU	26/07/2018	56.575600	67.91	66.81	0.00	66.81	1.10	0.00	1.10	0.00
HOW0052AU	21/01/2019	1,149.427500	1,379.66	1,364.89	0.00	1,364.89	14.77	0.00	14.77	0.00
HOW0052AU	15/03/2019	791.810700	950.41	948.00	0.00	948.00	2.41	0.00	2.41	0.00
HOW0052AU	23/03/2020	19,812.617080	23,781.08	24,027.68	0.00	24,027.68	0.00	0.00	0.00	(246.60)
<b>Subtotal for HOW0052AU - Kapstream Absolute Return Income Fund</b>		<b>30,359.125180</b>	<b>36,440.06</b>	<b>36,566.73</b>	<b>0.00</b>	<b>36,566.73</b>	<b>119.92</b>	<b>0.00</b>	<b>119.92</b>	<b>(246.60)</b>
OMF0009AU	14/06/2016	15,748.797600	16,583.48	16,569.29	0.00	16,569.29	14.19	0.00	14.19	0.00
OMF0009AU	05/02/2018	1,326.158000	1,396.44	1,417.00	0.00	1,417.00	0.00	0.00	0.00	(20.56)
OMF0009AU	26/07/2018	472.617000	497.67	502.77	0.00	502.77	0.00	0.00	0.00	(5.10)
OMF0009AU	21/01/2019	2,329.435000	2,452.90	2,473.86	0.00	2,473.86	0.00	0.00	0.00	(20.96)
OMF0009AU	10/03/2020	158.757000	167.17	169.97	0.00	169.97	0.00	0.00	0.00	(2.80)
OMF0009AU	23/03/2020	38,155.794100	40,178.05	40,170.42	0.00	40,170.42	0.00	7.63	7.63	0.00

## 06 Gain/Loss Schedule

### Unrealised Capital Gains/Losses

Security	Tax Date (Note 2)	Units	Market Value (\$)	Cost Base (Note 1) (\$)	Indexed Cost Base (Note 1,6) (\$)	Reduced Cost Base (Note 1) (\$)	Gross Gain - Discounted (Note 3) (\$)	Gross Gain - Other (Note 4) (\$)	Total Gain (Note 5) (\$)	Losses (\$)
OMF0009AU	03/06/2020	2,215.534300	2,332.96	2,357.55	0.00	2,357.55	0.00	0.00	0.00	(24.59)
<b>Subtotal for OMF0009AU - Realm High Income Fund - Wholesale Class</b>		<b>60,407.093000</b>	<b>63,608.67</b>	<b>63,660.86</b>	<b>0.00</b>	<b>63,660.86</b>	<b>14.19</b>	<b>7.63</b>	<b>21.82</b>	<b>(74.01)</b>
<b>Total</b>			<b>263,263.14</b>	<b>266,833.48</b>	<b>0.00</b>	<b>266,833.48</b>	<b>6,116.63</b>	<b>14,707.19</b>	<b>20,823.82</b>	<b>(24,394.17)</b>

Note 1: The calculation of the Cost Base, Reduced Cost Base and Indexed Cost Base for parcels belonging in holdings outside the Service/Fund, and for parcels that were held prior to the introduction of the Service/Fund, have been based on data records supplied by investors or their advisers. Cost base is the cost base for tax purposes.

Note 2: Tax Date represents the effective date for the purpose of calculating the cost base for the parcel and any subsequent determination of capital gains for tax purposes. Generally, this is also the parcel's acquisition date.

Note 3: The Capital Gains under the discount method have been calculated prior to the application of the discount.

Note 4: Indexation of cost bases applies to assets acquired prior to 21 September 1999 and was 'frozen' on 30 September 1999 (i.e. no further indexation of the asset's cost base applies after that date). When a particular parcel of a security is eligible for indexation gains, it is shown in this column and is determined using the security's indexed cost base. Also shown in this column are capital gains that are not eligible for the CGT Discount due to the asset being held less than 12 months.

Note 5: The Total Gain for any parcel has been determined using the method that results in the optimal result (according to the criteria specified by the investor or his/her adviser) for that parcel considered in isolation. The Total Gain is the sum of Gross Gain - Discount and Gross Gain - Other, with Gross Gain - Other being used when the parcel has been held for less than a year or when frozen indexation applies.

Note 6: Indexed Cost Base is calculated only for parcels purchased prior to 11 September 1999. For all other parcels the Indexed Cost Base is not applicable and it is not taken into account for the calculation of any capital gains or losses.

Note 7: In addition to the classifications of capital gains based on the method of calculation, new classifications have been introduced that are relevant for non-resident investors only, including "NCMI capital gains" and "Excluded from NCMI capital gains". These amounts are included in those shown in this schedule, but the new classifications are not shown. Please refer to the Tax Guide for additional information.

## 08 Supporting Information

### Detailed Portfolio Valuation

Code	Security	Units	Last Price	Market Value	
				----- as at 30/06/2020 -----	
			(\$)	(\$)	(%)
<b>CARE Core Balanced Portfolio</b>					
DJRE	SPDR DJ GLOBAL REIT ETF UNITS	260.000000	18.260000	4,747.60	1.78%
HOW0052AU	Kapstream Absolute Return Income Fund	30,359.125180	1.200300	36,440.06	13.64%
IEM	ISHS MSCI EMG MKTETF ETF UNITS	89.000000	58.980000	5,249.22	1.97%
IJR	ISHARES SMALL-CAP ETF UNITS	49.000000	98.230000	4,813.27	1.80%
OMF0009AU	Realm High Income Fund - Wholesale Class	60,407.093000	1.053000	63,608.67	23.81%
SMLL	BETASMALLCOMPANIES TMF UNITS	1,645.000000	3.160000	5,198.20	1.95%
VAS	VNGD AUS SHARES ETF UNITS	1,135.000000	75.110000	85,249.85	31.91%
VEU	VNGD ALL-WORLD EX-US CDI 1:1	280.000000	69.300000	19,404.00	7.26%
VTS	VNGD US TOTAL MARKET CDI 1:1	84.000000	224.370000	18,847.08	7.05%
WXHG	SPDR WORLD EX OZ HDG ETF UNITS	574.000000	21.420000	12,295.08	4.60%
CASH	CASH	3,906.730000	1.000000	3,906.73	1.46%
				<b>259,759.76</b>	<b>97.23%</b>
<b>Australian Listed Securities</b>					
FBR	FBR LTD ORDINARY	231,566.000000	0.032000	7,410.11	2.77%
				<b>7,410.11</b>	<b>2.77%</b>
<b>Total</b>				<b>267,169.87</b>	<b>100.00%</b>
<b>Cash</b>					
Cash Account - cleared funds		(Note 1)		3,921.68	
Cash Account - uncleared funds				0.00	
Pending cash settlement		(Note 2)		0.00	
Cash Reserved				0.00	
<b>Total Portfolio Value</b>				<b>271,091.55</b>	

Note 1: Cash Account - cleared funds includes the minimum cash balance requirement of your account.

Note 2: Pending Cash Settlements include any pending investment transactions buys or sells, deposits or payments, and any accrued dividend and distributions.

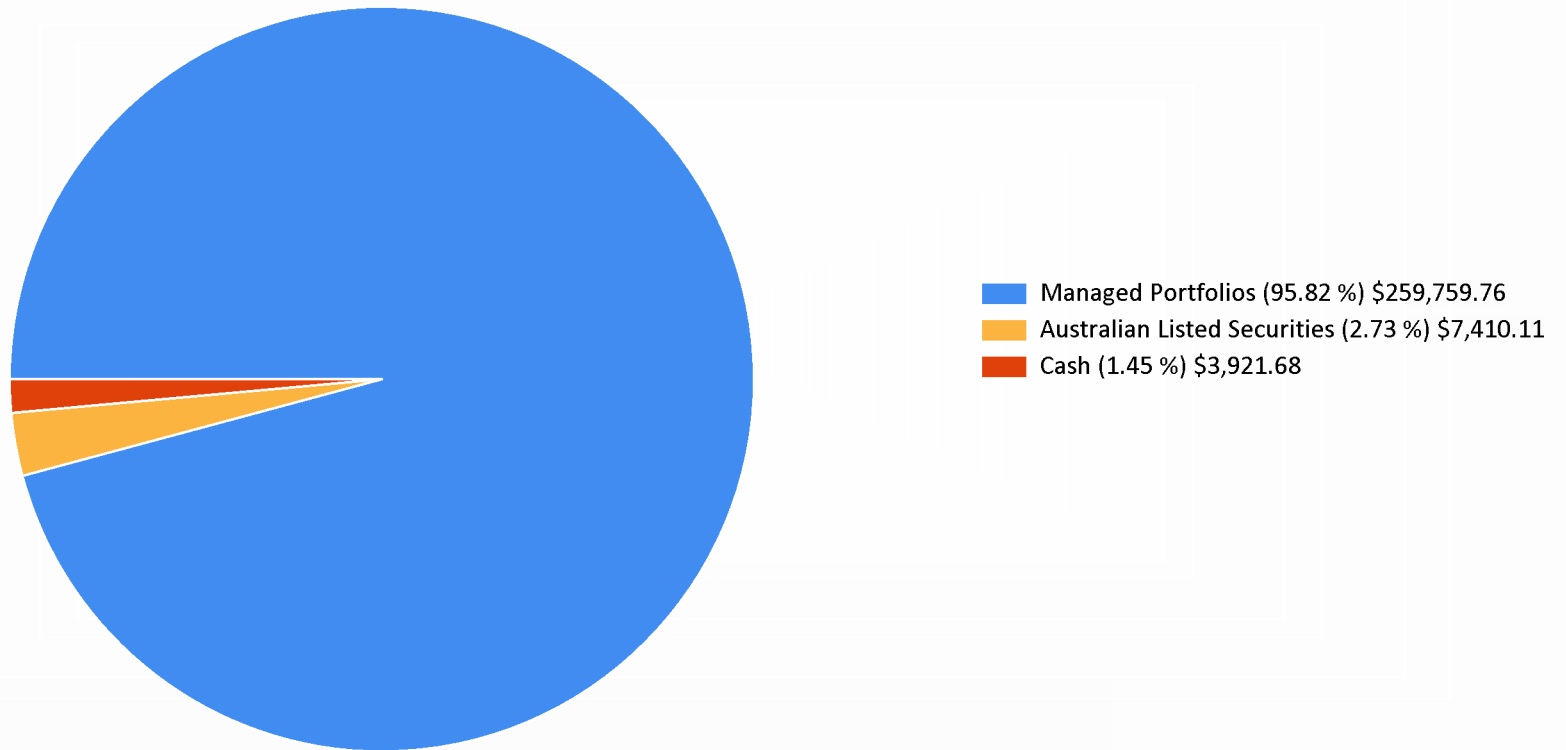
Note 3: Any amounts are reflective of current investment positions only, and do not represent a guarantee of benefit as the positions may not include tax payable, fees or other deductions or credits. The actual amount payable will be determined at the time a payment is made.

## 08 Supporting Information

Note 4: Managed Funds - Where applicable, where a distribution entitlement is received for one or more of your managed fund holdings and no Ex-Price provided by the Fund Manager we will use the last available price (CUM price) reduced by the cents per unit (distribution amount divided by units held) for the purpose of valuation.

Note 5: The Market Value (%) is the % calculated in relation to the Total Portfolio less the Cash Account (being cash held directly in the Account)

**Market Value by Asset Type**



WESTERN AUSTRALIA

OATHS, AFFIDAVITS AND STATUTORY DECLARATIONS ACT 2005

STATUTORY DECLARATION

I, MARIANNA IRENE OSTASZEWSKYJ  
6 FARLEY WAY BAYSWATER WA 6053 (Retired)  
(name, address and occupation of person making declaration)

sincerely declare as follows:-

I have sighted the 5oz gold bar, at Westpac Safety Deposit Vault.

Value at 30/06/2020: 5 x \$2,566.42 (E-19) = \$12,832.10

This declaration is true and I know that it is an offence to make a declaration knowing that it is false in a material particular.

This declaration is made under the *Oaths, Affidavits and Statutory Declarations Act 2005*

at 109 St Georges Terrace, Perth (Westpac)  
{place}  
28.4.2021  
{date}

in the presence of -

N/A  
{Signature of authorised witness}

Amelia Budiman  
Westpac Personal Banker  
{Name of authorised witness and qualification as such a witness}

by M. Ostaszevskyj  
{Signature of person making the declaration}





Please be advised that due to the impact of COVID-19 some services may be affected. [Learn more](#)



## Historical Metal Prices

### Hourly Updated Spot Prices

You will find a good indication of current precious metal prices [here](#).

### End of Financial Year Metal Prices (AUD per ounce)

Below is a table of the Australian dollar metal prices used by The Perth Mint to value its precious metal assets and liabilities in its Annual Report. Australian investors may find these suitable for valuing their precious metal holdings for tax or other reporting purposes. Investors in countries with other financial year ends can download the historical data below to find the appropriate prices.

Date	PMGOLD (ASX)	Gold	Silver	Platinum	Palladium
30/06/2020	25.77	2566.42	25.88	1174.68	2775.72
30/06/2019	20.23	2012.39	21.67	1161.98	2185.83
30/06/2018	16.95	1690.50	21.67	1143.63	1281.51
30/06/2017	16.12	1615.72	21.42	1199.19	1093.84
30/06/2016	17.74	1773.53	24.65	1341.48	790.92
30/06/2015	15.34	1534.09	20.49	1409.89	873.45
30/06/2014	13.98	1397.62	22.13	1576.44	897.76
30/06/2013	13.54	1353.87	21.55	1568.37	724.54
30/06/2012	15.74	1573.54	27.11	1424.34	573.23
30/06/2011	14.08	1408.20	32.43	1610.86	709.12
30/06/2010	14.58	1457.79	21.82	1798.97	533.90
30/06/2009	11.62	1161.59	17.36	1474.25	311.11
30/06/2008	9.68	967.87	18.45	2152.02	486.91
30/06/2007	7.65	764.53	14.63	1497.41	429.51
30/06/2006	8.09	809.31	14.42	1632.60	426.98
30/06/2005	5.73	572.74	9.28	1160.14	239.69

30/06/2004	5.68	568.03	8.49	1126.30	317.56
30/06/2003	5.19	519.18	6.80	1002.40	268.06
30/06/2002	n/a	562.88	8.58	953.73	565.17
30/06/2001	n/a	533.12	8.54	1089.36	1176.35
30/06/2000	n/a	481.68	8.33	949.21	1082.43

## Historical Data

The Perth Mint's extensive historical records of precious metal spot prices, exchange rates, London Fix prices and interest rates are available below for downloading for free. The data is split between 'Archived' and 'Current' files below.

Available in easy-to-read comma separated value format (.csv), the data is an invaluable resource for the precious metal investor who wishes to chart and analyse price movements. The data is summarised as Highs, Lows and Averages on a Daily, Monthly, and Yearly basis. The files are updated monthly.

### Current Data - 2016 onwards

Current Data - 2016 onwards	CSV File Name	Approx Size
Daily Gold Prices	<a href="#">Gold-Current.csv</a>	3500 kb
Daily Silver Prices	<a href="#">Silver-Current.csv</a>	3200 kb
Daily Platinum Prices	<a href="#">Platinum-Current.csv</a>	3400 kb
Daily Palladium Prices	<a href="#">Palladium-Current.csv</a>	3100 kb
Daily Exchange Rates & Interest Rates	<a href="#">Rates-Current.csv</a>	3300 kb
Daily London Fix Prices	<a href="#">LondonFixes-Current.csv</a>	2400 kb
Monthly Prices (All Data)	<a href="#">Monthly-Current.csv</a>	800 kb

### Archived Data - 1968 to 2015

Archived Data - 1968 to 2015	CSV File Name	Approx Size
Daily Gold Prices	<a href="#">Gold.csv</a>	3500 kb
Daily Silver Prices	<a href="#">Silver.csv</a>	3200 kb
Daily Platinum Prices	<a href="#">Platinum.csv</a>	3400 kb
Daily Palladium Prices	<a href="#">Palladium.csv</a>	3100 kb
Daily Exchange Rates & Interest Rates	<a href="#">Rates.csv</a>	3300 kb
Daily London Fix Prices	<a href="#">LondonFixes.csv</a>	2400 kb

Monthly Prices (All Data)

Monthly.csv

800 kb

**Disclaimer**

This data is provided for reference only. By publication of this data, The Perth Mint does not suggest or infer that future price trends will in any way reflect past movements. The Perth Mint supplies the data in these files 'as is' and does not guarantee the accuracy or completeness of the data, its suitability for any particular purpose and will not be liable or held responsible for any errors, omissions or failure to provide the data. Please e-mail us at [pmds@perthmint.com.au](mailto:pmds@perthmint.com.au) if you identify any errors in the data or have any suggestions.

**Data Sets Available**

Market	Metal/Currency	Priced In	Price Type	Starting Date
Perth Mint Spot	Gold, Silver	AUD	Bid, Ask	2 Jan 1975
Perth Mint Spot	Gold, Silver	USD, JPY	Bid, Ask	21 Jun 1991
Perth Mint Spot	Platinum	AUD, USD, JPY	Bid, Ask	21 Jun 1991
Perth Mint Spot	Palladium	AUD, USD, JPY	Bid, Ask	17 Nov 1994
Perth Mint Spot	AUD	USD, JPY	Bid, Ask	21 Jun 1991
Perth Mint Spot	USD	JPY	Bid, Ask	21 Jun 1991
London Fix	Gold	USD	AM, PM	2 Jan 1968
London Fix	Silver	USD	Fix	2 Jan 1968
London Fix	Platinum, Palladium	USD	AM, PM	2 Apr 1990
Hedge Settlement Rate	AUD	USD		1 Jun 1992
Interest Rates	On Call Unofficial	AUD	% p.a.	1 Jan 1976
Interest Rates	Federal Funds Rate	USD	% p.a.	1 Jan 1975

**Data Sources**

Market	Source	Comment
Perth Mint Spot	Perth Mint Treasury, 310 Hay St, East Perth, WA, Australia	Prices quoted by The Perth Mint and used as the basis for the pricing of precious metal transactions with clients.
London Fix, Gold and Silver	The London Bullion Market Association (LBMA)	The gold fix is the price set between market-making members of the LBMA at 10:30am (AM Fix) and

3:00pm (PM Fix) in London. The silver fixing is the price set between market-making members of the LBMA at 12:00pm in London.

London Fix,  
Platinum and Palladium

The London Platinum and Palladium  
Market (LPPM)

The platinum and palladium fixes are the prices set between market-making members of the LPPM at 9:45am (AM Fix) and 2:00pm (PM Fix) in London.

Hedge Settlement Rate (HSRA)

Australian Financial Markets  
Association

The average AUD/USD exchange rate at 8:10am Sydney time as submitted by a panel of banks.

Interest Rates AUD

Reserve Bank of Australia (RBA)

24-hour unofficial call rates up to 1986, then the 11:00am unofficial call rates. A proxy for the wholesale on-call interest rate.

### Other Comments

- **Spot:** The price for cash (immediate) settlement. The bullion market operates on a two-day settlement (the value date is on the 2nd business day following the trade date).
- **Trade Date:** Date on which the price was set.
- **Value Date:** Date on which payment of money and delivery of metal/currency occurs.
- **Bid:** The price at which an organisation will buy, that is, the price you will be paid if you sell precious metal.
- **Ask:** The price at which an organisation will sell, that is, the price you will pay if you purchase precious metal.
- **London Fix:** Please note that purchases on the fix incur a 'fix fee'. As fix fees are not included in our London Fix price data, users wishing to determine the fix buying price (Ask) would need to add the appropriate fix fee.
- **Perth Mint Spot prices:** Before 21 June 1991, only opening AUD spot prices were recorded. After 21 June 1991, intra-day prices were recorded and the daily prices in the data is the average of these intra-day prices.

**Visit**

310 Hay Street, East Perth, Western Australia

[Click here for current visiting times](#)

---

© 2016 The Perth Mint - Operated by Gold Corporation (ABN 98 838 298 431)  
Wholly owned by the Government of Western Australia

## SETTLEMENT - 3146 Southbridge Street Memphis USA

Client	D. BAKERS & ASSOCIATED PTY LTD
End Client	S & P VELDEN SUPERANNUATION FUND
Year	2020

Description	Settlement Stmt: 20/11/2019		Consideration USD	Expenses USD	Cost USD	Rate	Consideration AUD	Expenses AUD	Cost AUD	Gains/Losses AUD	Bank AUD	Ref
<b>Purchase date : 11/07/2012</b>				F-19	61,438.35	1.0668			57,591.25			
<b>Sale price</b>	73,000.00		73,000.00			0.7091	102,952.23					
(Deposit)												
City Taxes 11/20/18 to 12/31/19	52.20			(52.20)		0.7091		(73.62)				
County Taxes 11/20/19 to 12/31/19	66.15			(66.15)		0.7091		(93.29)				
Settlement Charges to Borrower												
Loan Charges to seller		1,095.00			1,095.00	0.7091			1,544.28			
<b>Payments made</b>												
Commissions		4,380.00			4,380.00	0.7091			6,177.13			
Title Charges		250.00			250.00	0.7091			352.58			
City Taxes 2018-19		494.14		494.14		0.7091		696.89				
County Taxes 2019		587.25		587.25		0.7091		828.20				
Repairs					7,625.16	0.6457			11,809.14		(11,809.14)	F-8
Commission on sale					810.00	0.6436			1,258.55		(1,258.55)	F-5
Amount due on settlement		66,311.96									93,520.06	D-25
<b>TOTAL</b>	<b>73,118.35</b>	<b>73,118.35</b>	<b>73,000.00</b>	<b>963.04</b>	<b>75,598.51</b>		<b>102,952.23</b>	<b>1,358.18</b>	<b>78,732.94</b>	<b>24,219.30</b>	<b>80,452.37</b>	

Average rate at 20/11/2019      0.7091  
Nearest actual exchange rate as at 30/06/2013      1.0668

Change in MV: \$99,563.56 (B-2 opening) - \$57,591.25 = \$41,972.31

## CAPITAL GAINS/LOSS TAX SCHEDULE

Client	D. BAKERS & ASSOCIATED PTY LTD
End Client	S & P VELDEN SUPERANNUATION FUND
Year	2020

CAPITAL GAINS/LOSSES	CG (Discounted Method)	CG (Other Method)	Capital Losses	Total	Ref
From Disposal - 3146 Southbridge Street Memphis USA	24,219.30			24,219.30	F-1
From Care Managed Portforlio	30.97		225.18	(194.21)	E-9
From Distribution	339.26			339.26	O-10
<b>Total</b>	<b>24,589.53</b>	-	<b>225.18</b>	<b>24,364.35</b>	
Taxable Capital Gains	<b>16,242.90</b>				

Saddle Creek Title 756 Ridge Lake Boulevard 120 Memphis, TN 38120 (901) 753-1600	ALTA Seller's Final Settlement Statement
--	--

File #:	2019-2530	Property	3146 Southbridge Street	Settlement Date	11/20/19
Prepared:	11/19/19		Memphis, TN 38118	Disbursement Date	11/20/19
Attorney:	Stephenie Booher	Buyer	Talasi Wingo		
		Seller	S & P Velden		
			Superannuation Fund		
			33 Brookland Street		
			Beckenham, 6107		
			Australia		
		Lender	CASH		

Description	Seller	
	Debit	Credit
<b>Primary Charges &amp; Credits</b>		
Sales Price of Property		\$73,000.00
<b>Prorations/Adjustments</b>		
City/Town Taxes 11/20/2019 to 12/31/2019		\$52.20
County Taxes 11/20/2019 to 12/31/2019		\$66.15
<b>Loan Charges</b>		
Attorney Fee to Saddle Creek Title, LLC	\$235.00	
Closing / Settlement Fee to Saddle Creek Title, LLC	\$235.00	
File Prep & Doc Management Fee to Saddle Creek Title, LLC	\$1,095	\$85.00
Home Warranty to Choice Home Warranty		\$500.00
Wire Initiation and Processing Fee to Saddle Creek Title, LLC		\$40.00
<b>Commissions</b>		
Listing Agent Commission to Jennings Realty	\$4,380	\$2,190.00
Selling Agent Commission to Hayes Homes and Realty, Inc.		\$2,190.00
<b>Title Charges</b>		
Title Search Fee to Preferred Title & Escrow, LLC		\$250.00
<b>Miscellaneous Charges</b>		
2018-19 City Taxes to City of Memphis		\$494.14
2019 County Taxes to Shelby County Trustee		\$587.25
	<b>Debit</b>	<b>Credit</b>
<b>Subtotals</b>	<b>\$6,806.39</b>	<b>\$73,118.35</b>
Due to Seller	\$66,311.96	
<b>Totals</b>	<b>\$73,118.35</b>	<b>\$73,118.35</b>

See signature addendum




Confirm Receipt

---

S & P Velden Superannuation Fund

By:   
Pauline Velden, member

11/20/19  
Date



# buyMemphisnow.com

November 22, 2019

Invoice # 1251976

3146 Southbridge

Pauline Velden

Commission on sale of 3156 Southbridge (USD) 810.00

Paid \$  
AUD: 1258.55  
25/11/19



## Confirmation

### Processing

Your payment will be received within our standard [cut-off times](#).

### Payment summary

Deposit receipt number                      Available after payment processed

### Payer

From    Westpac Business One 036-067 xx6531  
 Description                                      VELDEN -INV1251976

### Payee

To    BUY MEMPHIS NOW, CRAIG JENNINGS  
 Payee address                                      8376 HWY 51N  
     MILLINGTON  
     MEMPHIS Tennessee 38183  
 Payment country                                      UNITED STATES  
 Payment currency                                      United States dollar USD  
 Account name                                      BUY MEMPHIS NOW, CRAIG JENNINGS  
 Account number                                      172979332  
 Bank name    FIRST TENNESSEE BANK N.A., MEMPHIS (FTBMUS44XXX)  
 Bank address    MEMPHIS, UNITED STATES  
 Description    SHORT PAID COMMISSION

### Payment details

USD amount	\$810.00 <sup>1</sup>
AUD amount	\$1,258.55
Exchange rate	1 AUD = 0.6436 USD
Scheduled payment date	25 Nov 2019
Processing date	25 Nov 2019 <sup>2</sup>
Payment ID	447b4c73-d817-4274-ac3d-c2bfc196ccaa

**Things you should know**


1 This amount doesn't include the transaction fee, which will be charged after the International payment has been processed and will appear as a separate transaction. [Back to amount](#)

2 This is the date your payment will leave Westpac. If it's a non-processing date in the destination country, it won't be available to the recipient until the next processing date. [Back to processing date](#)

If sufficient cleared funds aren't available, the International payment may not be processed and a \$5 dishonour fee may apply.

**Copyright © 2018 Westpac Banking Corporation**

**ABN 33 007 457 141 & AFSL & Australian credit license 233714**



# buyMemphisnow.com

November 12, 2019

3146 Southbridge

Pauline Velden

Memphis Light Gas and Water Utilities	517.48
Centralized Showing	30.00
Ivis (stove)	450.00
Home Depot materials	497.68
Omar labor	600.00
Jose HVAC service	230.00
	<hr/>
	\$2325.16
Quote on roof	\$5300.00

\$7625.16

# Closing Disclosure

## Closing Information

**Date Issued** 11/19/19  
**Closing Date** 11/20/19  
**Disbursement Date** 11/20/19  
**Settlement Agent** Saddle Creek Title  
**File #** 2019-2530  
**Property** 3146 Southbridge Street  
 Memphis, TN 38118  
**Sale Price** \$73,000.00

## Transaction Information

**Borrower** Talasi Wingo  
**Seller** S & P Velden Superannuation Fund  
 33 Brookland Street  
 Beckenham, 6107  
 Australia  
**Lender** CASH

## Summaries of Transactions

### SELLER'S TRANSACTION

M. Due to Seller at Closing	\$73,118.35
01 Sale Price of Property	\$73,000.00
02 Sale Price of Any Personal Property Included in Sale	
03	
04	
05	
06	
07	
08	
<b>Adjustments for Items Paid by Seller in Advance</b>	
09 City/Town Taxes 11/20/2019 to 12/31/2019	\$52.20
10 County Taxes 11/20/2019 to 12/31/2019	\$66.15
11 Assessments	
12	
13	
14	
15	
16	
<b>N. Due from Seller at Closing</b>	\$6,806.39
01 Excess Deposit	
02 Closing Costs Paid at Closing (J)	\$6,806.39
03 Existing Loan(s) Assumed or Taken Subject to	
04 Payoff of First Mortgage Loan	
05 Payoff of Second Mortgage Loan	
06	
07	
08 Seller Credit	
09	
10	
11	
12	
13	
<b>Adjustments for Items Unpaid by Seller</b>	
14 City/Town Taxes	
15 County Taxes	
16 Assessments	
17	
18	
19	
<b>Calculation</b>	
Total Due to Seller at Closing (M)	\$73,118.35
Total Due from Seller at Closing (N)	-\$6,806.39
Cash to Close <input type="checkbox"/> From <input checked="" type="checkbox"/> To Seller	\$66,311.96

## Contact Information

### Real Estate Broker (B)

**Name** Hayes Homes and Realty, Inc.  
**Address** 860 Willow Tree Circle 103 Memphis, TN 38018  
**ST License ID** 257076  
**Contact** Kimberly Simmons  
**Contact ST License ID**  
**Email** 3a1lgavick@gmail.com  
**Phone** (901) 405-7653

### Real Estate Broker (S)

**Name** Jennings Realty  
**Address** 5445 Murray Rd Suite 201 Memphis, TN 38119  
**ST License ID** 263019  
**Contact** Angelo Anderson  
**Contact ST License ID**  
**Email** angelo82099@gmail.com  
**Phone** (901) 417-8427

**Settlement Agency**  
**Name** Saddle Creek Title  
**Address** 756 Ridge Lake Boulevard 120 Memphis, TN 38120  
**ST License ID** 997838  
**Contact** Stephenie Booher  
**Contact ST License ID** 021397  
**Email** stephenie@saddlecreektitle.com  
**Phone** (901) 753-1600

Questions? If you have questions about the loan terms or costs on this form, use the contact information below. To get more information or make a complaint, contact the Consumer Financial Protection Bureau at [www.consumerfinance.gov/mortgage-closing](http://www.consumerfinance.gov/mortgage-closing)

### Closing Cost Details

	Seller Paid	
	At Closing	Before Closing
<b>LOAN COSTS</b>		
<b>A. Origination Charges</b>		
01 % of Loan Amount (Points)		
02		
03		
04		
05		
06		
07		
08		
<b>B. Services Borrower Did Not Shop For</b>		
01		
02		
03		
04		
05		
06		
07		
08		
<b>C. Services Borrower Did Shop For</b>		
01 Attorney Fee to Saddle Creek Title, LLC	\$235.00	
02 Closing / Settlement Fee to Saddle Creek Title, LLC	\$235.00	
03 File Prep & Doc Management Fee to Saddle Creek Title, LLC	\$85.00	
04 Home Warranty to Choice Home Warranty	\$500.00	
05 Title Search Fee to Preferred Title & Escrow, LLC	\$250.00	
06 Wire Initiation and Processing Fee to Saddle Creek Title, LLC	\$40.00	
07		
08		
<b>OTHER COSTS</b>		
<b>E. Taxes and Other Government Fees</b>		
01 Recording Fees Deed: \$13.00 Mortgage:		
02		
03		
04		
<b>F. Prepays</b>		
01 Homeowner's Insurance Premium ( mo.)		
02 Mortgage Insurance Premium ( mo.)		
03 Prepaid Interest ( per day from 11/20/19 to 12/01/19)		
04 Property Taxes ( mo.)		
05		
<b>G. Initial Escrow Payment at Closing</b>		
01 Homeowner's Insurance		
02 Mortgage Insurance		
03 Property taxes		
04		
05		
06		
07		
08		
<b>H. Other</b>		
01 2018-19 City Taxes to City of Memphis	\$494.14	
02 2019 County Taxes to Shelby County Trustee	\$587.25	
03 Listing Agent Commission to Jennings Realty	\$2,190.00	
04 Selling Agent Commission to Hayes Homes and Realty, Inc.	\$2,190.00	
05		
06		
07		
08		
<b>J. TOTAL CLOSING COSTS</b>	<b>\$6,806.39</b>	


# Signature Addendum

**Acknowledgement**

We/I have carefully reviewed the Settlement Statement and find it to be a true and accurate statement of all receipts and disbursements made on my account or by me in this transaction and further certify that I have received a copy of the Settlement Statement.  
We/I authorize Saddle Creek Title to cause the funds to be disbursed in accordance with this statement.

S & P Velden Superannuation Fund

By:

  
Pauline Velden, member

Date

11/20/19

Settlement Agent



Date

11/20/19



**This Instrument Prepared By:**  
 Saddle Creek Title, LLC  
 756 Ridge Lake Blvd., Suite 120  
 Memphis, Tennessee 38120

**WARRANTY DEED**

**THIS INDENTURE** is made and entered into this 19<sup>th</sup> day of November, 2019, by and between **S & P Velden Superannuation Fund**, party of the first part, and **Talasi Wingo**, party of the second part,

**WITNESSETH:** That for and in consideration of the purchase price, cash in hand paid, and for other good and valuable consideration, the receipt and sufficiency of all is hereby acknowledged, the said party of the first part has bargained and sold and does hereby bargain, sell, convey and confirm unto the said party of the second part the following described real estate, situated and being in the City of Memphis, County of Shelby, State of Tennessee:

**Lot 137, Section B, Knightwoods Subdivision, as shown on plat of record in Plat Book 30, Page 58, in the Register's Office of Shelby County, Tennessee, to which plat reference is hereby made for a more particular description of said property.**

**This being the same property conveyed to Grantor by Warranty Deed of record in Instrument Number 12077360, in said Register's Office.**

**Please note: This property is being used for investment purposes. It is not the primary marital residence of the Grantor/Grantee.**

**TO HAVE AND TO HOLD** the aforesaid real estate together with all the appurtenances and hereditaments thereunto belonging or in any wise appertaining unto the said party of the second part, his heirs, successors and assigns in fee simple forever.

The said party of the first part does hereby covenant with the said party of the second part that he is lawfully seized in fee of the aforescribed real estate; that he has good right to sell and convey the same; that the same is unencumbered, except for unpaid City and County Taxes which are not yet due and payable and except for the following: subdivision restrictions, building lines and easements of record in Plat Book 30, Page 58 and Instrument Numbers 05025113, KR7736, and Book 5808, Page 328 and Easements in Instrument Numbers 06063144, in the Shelby County Register's Office, and that the title and quiet possession thereto he will warrant and forever defend against the lawful claims of all persons.

The word "party" as used herein shall mean "parties" if more than one person or entity be referred to, and pronouns shall be construed according to their proper gender and number according to the context hereof.

WITNESS the signature of the party of the first part the day and year first above written.

See Attached Signature Page.

S & P Velden Superannuation Fund

By: Pauline Velden, member  
M. Neal Hanna


STATE OF TENNESSEE  
COUNTY OF SHELBY

Before me, the undersigned Notary Public, of the State and County aforesaid, personally appeared M. Neal Hanna, with whom I am personally acquainted or proved to me on the basis of satisfactory evidence, and who, upon oath, acknowledged himself to be the authorized signor of S & P Velden Superannuation Fund, the within named bargainor, a limited liability company, and that he as such authorized signor, being authorized to do so, executed the foregoing instrument for the purposes therein contained, by signing the name of the limited liability company by himself as such signor.

WITNESS my hand and Notarial Seal at office this 19<sup>th</sup> day of November, 2019.

Sydney Simpson  
Notary Public

My Commission Expires: \_\_\_\_\_




I, or we, hereby swear or affirm that, to the best of affiant's knowledge, information, and belief, the actual consideration for this transfer or value of the property transferred, whichever is greater, is \$73,000.00 which amount is equal to or greater than the amount which the property transferred would command at a fair and voluntary sale.

\_\_\_\_\_  
Affiant

Subscribed and sworn to before me this 19<sup>th</sup> day of November, 2019.

Sydney Simpson  
NOTARY PUBLIC

My Commission Expires: \_\_\_\_\_



Tax Parcel: 07-3041-A0-0037  
Property Address: 3146 Southbridge Street, Memphis, TN 38118

Name & Address of Owner and Mail Tax Bills to:  
Talasi Wingo

When Recorded Return To:  
Preferred Title & Escrow, LLC, 7894 Winchester Road, 500, Memphis, TN 38125



**SADDLE CREEK**

TITLE

**AFFIDAVIT AND INDEMNITY AGREEMENT  
STATE OF TENNESSEE, COUNTY OF SHELBY**

Before me, the undersigned Notary Public, in and for said County and State, personally appeared S & P Velden Superannuation Fund, known to me and acknowledged himself, and being first duly sworn, depose(s) and say(s):

1. That the above listed own(s) the following described real property in Shelby County, Tennessee:  
3146 Southbridge Street, Memphis, TN 38118
2. That said owner is in possession of said real property, and the following is a list of all tenants with rental terms:  
None.
3. That all indebtedness due anyone for labor, materials, or services which might be liens on said property are fully paid, except:  
2019 Shelby County and 2019 City of Memphis taxes, not yet due and payable.
4. That no security interest under the Uniform Commercial Code has been perfected against the improvements, except:  
None
5. That there are no judgments, pending litigation, executions or attachments in or from any court affecting said property of said owner(s), except:  
None.
6. That no bankruptcy proceeding in any Federal Court has been filed against or by any owner of said property. There is no outstanding contract of sale, conveyance or encumbrance affecting said property, except:  
None.
7. That all persons who have executed or will execute instruments conveying or encumbering said property are at least 18 years old and are free from legal disability.
8. The undersigned make(s) this statement for the express purposes of inducing Saddle Creek Title, LLC and its applicable underwriter to insure title to said property to be free from adverse claims or liens not herein stated, and of enabling said owner(s) to receive the consideration for sale, lease or mortgage of said property. Affiant(s) guarantee and warrant the statements of fact herein, which shall be construed as a continual contractual obligation in favor of said company.
9. That in consideration of the issuance of title insurance by said company as aforesaid, the undersigned agree(s) to indemnify and hold harmless said company against all loss or expense on account of any matter or thing omitted from the foregoing factual statement, including expense of enforcing this agreement.

SELLER(S):


S & P Velden Superannuation Fund

By: [Signature]  
M. Neal Hanna, Authorized Signor

SUBSCRIBED AND SWORN TO before me this the 20 day of November, 2019.

[Signature]  
Notary Public

My Commission Expires: \_\_\_\_\_





**SADDLE CREEK**  
TITLE

**HOA AFFIDAVIT**

Before me, the undersigned Notary Public, personally appeared S & P Velden Superannuation Fund, to be further referred to as Seller(s). Seller(s) state and confirm that they are the current owners of the below referenced property. Seller(s) further state and confirm that:

- To the Best of my knowledge, there is no active Homeowner's Association.
- There is a Homeowner's Association, but it is not currently collecting dues.
- There is a Homeowner's Association, but it is a voluntary association.
- There is a Homeowner's Association with mandatory dues.

Property Address: 3146 Southbridge Street, Memphis, TN 38118

Date: 11.20.19

SELLER(S):  
S & P Velden Superannuation Fund

By: [Signature]  
M. Neal Hanna, Authorized Signor

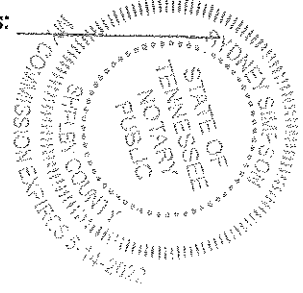
STATE OF TENNESSEE  
COUNTY OF SHELBY

Before me, a Notary Public in and for said State and County, duly commissioned and qualified, personally appeared M. Neal Hanna, authorized signor for S & P Velden Superannuation Fund, to me known or proved to me on the basis of satisfactory evidence to be the person described in and who executed the foregoing instrument and acknowledged that she executed the same for the purposes therein contained.

WITNESS my hand and seal this the 20 day of November 2019.

[Signature]  
Notary Public

My Commission expires:



INFORMATION FOR REAL ESTATE 1099-S REPORT FILING  
as required by the Internal Revenue Service

**SOLICITATION**

Section 6045 of the Internal Revenue Code, as amended by the Tax Return Act of 1986, requires the reporting of certain information to the IRS on real estate transactions. The information may also be sent to other third parties. You are required by law to provide the settlement agent with your correct Taxpayer Identification Number. If you do not provide the settlement agent with your Taxpayer Identification Number, you may be subject to civil or criminal penalties as imposed by law.

File Number: 2019-2530

Taxpayer ID Number: \_\_\_\_\_ Taxpayer ID Type: individual

**INDIVIDUAL SELLER NAME**

Seller Name: S & P Velden Superannuation Fund  
Mailing Address: \_\_\_\_\_

**TRANSACTION INFORMATION**

Closing Date: 20th day of November, 2019 Contract Sales Price: \$73,000.00  
County, City, and School taxes paid in advance by seller, charged to buyer \$118.36

Description of Property: 3146 Southbridge Street, Memphis, TN 38118  
*(IRS limits to 40 characters)*

Has the seller received (or will the seller receive) property other than cash and consideration treated as cash or services as part of the consideration for this transaction? No

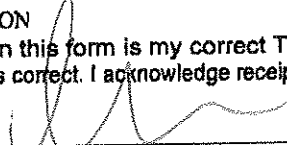
If multiple sellers - Request is hereby made that you allocate the sales price among the sellers as follows:  
S & P Velden Superannuation Fund: 73,000.00

If multiple sellers - Request is hereby made that you allocate the seller tax credit among the sellers as follows:  
S & P Velden Superannuation Fund: 73,000.00

**CERTIFICATION**

Under penalty of perjury, I certify that the number shown on this form is my correct Taxpayer Identification Number. I also certify that the other information shown herein is correct. I acknowledge receipt of this form.

Dated: 11/20/19

  
\_\_\_\_\_  
S & P Velden Superannuation Fund

Dated: \_\_\_\_\_

**SETTLEMENT AGENT INFORMATION (to be completed by the settlement agent)**

Name: Saddle Creek Title  
756 Ridge Lake Boulevard  
120  
Memphis, TN 38120

Phone: (901) 753-1600 Taxpayer ID Number: 997838

**SUBSTITUTION FORM 1099**

This is important tax information and is being furnished to the Internal Revenue Service. If you are required to file a return, a negligence penalty or other sanction will be imposed on you if this item is required to be reported and the IRS determines that it has not been reported.



**SADDLE CREEK**  
TITLE


**TAX PRORATIONS**

The undersigned party or parties understand that as shown on Page 1 of the Settlement Statement, the prorations as to property taxes, if any, are based upon the information available at the time of closing. It is possible that the property may be reassessed, which may result in a change in each party's tax liability and prorations as calculated. In the event of any such change, the undersigned party or parties agree(s) to make any necessary corrections, recalculations, or adjustments between the Seller(s) and Buyer(s) and to pay their calculated share. The party or parties hereto agree(s) that any change or reassessment of taxes shall be deemed to change taxes for the entire year to which the charges or reassessments shall apply. This obligation shall survive the closing this date and shall not be merged into the Deed of Conveyance. Notwithstanding the foregoing, in the event there no tax proration amounts shown on the HUD-1, the parties hereto agree that all such tax prorations are waived and the property is being transferred subject to any existing tax amounts which have accrued or are due and payable.

Date: 11/20/19

Property Address: 3146 Southbridge Street, Memphis, TN 38118

SELLER(S):

S & P Velden Superannuation Fund  


By: \_\_\_\_\_  
M. Neal Hanna, Authorized Signor





**SADDLE CREEK**  
TITLE

**CORRECTION AGREEMENT**

The undersigned seller(s), for and in consideration of the closing on the following properties:

Property Address: 3146 Southbridge Street, Memphis, TN 38118


agrees to allow the closing agent noted on the applicable Settlement Statement and/or Closing Disclosure to adjust any and all typographical or clerical errors discovered in any or all of the closing documentation, including any loan related documentation, presented at settlement.

The undersigned appoint(s) said closing agent as their attorney-in-fact to correct such errors, place their initials on documents where changes are made, and/or sign seller(s) name(s) to any document or form. In the event this procedure is utilized, the undersigned shall be notified in advance and shall receive a corrected copy of the changed document from said closing agent.

Date: 11/20/19

SELLER(S):

S & P Velden Superannuation Fund

By:   
M. Neal Hanna, Authorized Signor

**A. U.S. DEPARTMENT OF HOUSING & URBAN DEVELOPMENT**  
**SETTLEMENT STATEMENT**

**B. TYPE OF LOAN**  
 1.  FHA 2.  FmHA 3.  CONV. UNINS. 4.  VA 5.  CONV. INS.

6. FILE NUMBER: JD129087  
 7. LOAN NUMBER: \_\_\_\_\_  
 8. MORTGAGE INS CASE NUMBER: \_\_\_\_\_

C. NOTE: This form is furnished to give you a statement of actual settlement costs. Amounts paid to and by the settlement agent are shown. Items marked "POC" were paid outside the closing; they are shown here for informational purposes and are not included in the totals.

**D. NAME AND ADDRESS OF BORROWER**  
 S & P Velden Super PTY LTD as Trustees for S & P Velden Superannuation Fund  
 33 Brockland St  
 Beckenham, E107, Western Australia

**E. NAME AND ADDRESS OF SELLER**  
 HomeBuyers Express, LLC  
 6545 Murray #201  
 Memphis, TN 38119

**F. NAME AND ADDRESS OF LENDER**  
 CASH

**G. PROPERTY LOCATION**  
 3146 Southbridge St.  
 Memphis, TN 38118  
 Shelby County, Tennessee

**H. SETTLEMENT AGENT** 26-0035591  
 CloseTRAK, LLC

**I. SETTLEMENT DATE**  
 July 11, 2012

**PLACE OF SETTLEMENT**  
 8046 N. Brothar Blvd., Suite 103  
 Bartlett, TN 38133

J. SUMMARY OF BORROWER'S TRANSACTION		K. SUMMARY OF SELLER'S TRANSACTION	
<b>100. GROSS AMOUNT DUE FROM BORROWER:</b>		<b>400. GROSS AMOUNT DUE TO SELLER:</b>	
101. Contract Sales Price	69,800.00	401. Contract Sales Price	
102. Personal Property	\$61,438.35	402. Personal Property	
103. Settlement Charges to Borrower (Line 1400)	1,538.35	403.	
104.		404.	
105.		405.	
<i>Adjustments For Items Paid By Seller in advance</i>		<i>Adjustments For Items Paid By Seller in advance</i>	
106. City/Town Taxes 07/11/12 to 01/01/13	Expense 284.65	406. City/Town Taxes	to
107. County Taxes	to	407. County Taxes	to
108. Assessments	to	408. Assessments	to
109.		409.	
110.		410.	
111.		411.	
112.		412.	
<b>120. GROSS AMOUNT DUE FROM BORROWER</b>	<b>61,703.00</b>	<b>420. GROSS AMOUNT DUE TO SELLER</b>	
<b>200. AMOUNTS PAID BY OR IN BEHALF OF BORROWER:</b>		<b>500. REDUCTIONS IN AMOUNT DUE TO SELLER:</b>	
201. Deposit or earnest money	Deposit 2,000.00	501. Excess Deposit (See instructions)	
202. Principal Amount of New Loan(s)		502. Settlement Charges to Seller (Line 1400)	
203. Existing loan(s) taken subject to		503. Existing loan(s) taken subject to	
204.		504.	
205.		505.	
206.		506.	
207.		507.	
208.		508.	
209.		509.	
<i>Adjustments For Items Unpaid By Seller</i>		<i>Adjustments For Items Unpaid By Seller</i>	
210. City/Town Taxes	to	510. City/Town Taxes	to
211. County Taxes 01/01/12 to 07/11/12	Expense 377.48	511. County Taxes	to
212. Assessments	to	512. Assessments	to
213.		513.	
214.		514.	
215.		515.	
216.		516.	
217.		517.	
218.		518.	
219.		519.	
<b>220. TOTAL PAID BY/FOR BORROWER</b>	<b>2,377.48</b>	<b>520. TOTAL REDUCT. AMT DUE SELLER</b>	
<b>300. CASH AT SETTLEMENT FROM/TO BORROWER:</b>		<b>600. CASH AT SETTLEMENT TO/FROM SELLER:</b>	
301. Gross Amount Due From Borrower (Line 120)	61,703.00	601. Gross Amount Due To Seller (Line 420)	
302. Less Amount Paid By/FOR Borrower (Line 220)	( 2,377.48)	602. Less Reductions Due Seller (Line 520)	
<b>303. CASH (X FROM) ( TO) BORROWER</b>	<b>59,325.52</b>	<b>603. CASH (X TO) ( FROM) SELLER</b>	

Memphis  
 Settlement  
 Doc



File

L. SETTLEMENT CHARGES						FND FROM BORROWER'S FUNDS AT SETTLEMENT	FND FROM SELLER'S FUNDS AT SETTLEMENT
700. TOTAL COMMISSION Based on Price	\$	@	%				
<i>Division of Commission (line 700) as follows:</i>							
701. \$		to					
702. \$		to					
703. Commission Paid at Settlement							
704.		to					
<b>800. ITEMS PAYABLE IN CONNECTION WITH LOAN</b>							
801. Loan Origination Fee	%	to					
802. Loan Discount	%	to					
803.		to					
804.		to					
805.		to					
806.		to					
807.		to					
808.							
809.							
810.							
811.							
<b>900. ITEMS REQUIRED BY LENDER TO BE PAID IN ADVANCE</b>							
901. Interest From	to	@ \$	/day (	days	%)		
902.		months					
903. Hazard Insurance Premium	1.0 years		National Real Estate Insurance Group, LLC			411.60	
904.							
905.							
<b>1000. RESERVES DEPOSITED WITH LENDER</b>							
1001. Hazard Insurance		@ \$		per			
1002. Mortgage Insurance		@ \$		per			
1003. City/Town Taxes		@ \$		per			
1004. County Taxes		@ \$		per			
1005. Assessments		@ \$		per			
1006.		@ \$		per			
1007.		@ \$		per			
1008. Aggregate Adjustment		@ \$		per			
<b>1100. TITLE CHARGES</b>							
1101. Settlement or Closing Fee		to	CloseTRAK, LLC			250.00	
1102. Abstract of Title Search		to					
1103. Title Examination		to					
1104. Title Insurance Binder		to					
1105. Document Preparation		to	CloseTRAK, LLC			250.00	
1106. Notary Fees		to					
1107. CPL Fee		to	Mississippi Valley Title			50.00	
<i>(includes above item numbers: )</i>							
1108. Title Insurance/Exam		to	Mississippi Valley Title Insurance Company			322.12	
<i>(includes above item numbers: )</i>							
1109. Lender's Coverage	\$						
1110. Owner's Coverage	\$	50,800.00			322.12		
1111.							
1112.							
1113.							
<b>1200. GOVERNMENT RECORDING AND TRANSFER CHARGES</b>							
1201. Recording Fees: Deed \$	33.00	Mortgage \$		Releases \$		33.00	
1202. City/County Tax/Slamps: Deed				Mortgage			
1203. State Tax/Slamps: Deed			221.63	Mortgage		221.63	
1204.							
1205.							
<b>1300. ADDITIONAL SETTLEMENT CHARGES</b>							
1301. Survey		to					
1302. Pest Inspection		to					
1303.							
1304.							
1305.							
<b>1400. TOTAL SETTLEMENT CHARGES (Enter on Lines 103, Section J and 502, Section K)</b>						<b>1,538.36</b>	

Certified to be a true copy.

*R*



## Rates for financial year ending 30 June 2020

### Foreign currency exchange rates for financial year 2020 foreign currency equivalent to \$1 Aust.

Country	Average rate for year ended		Nearest actual exchange rate		Currency
	31 Dec 19	30 Jun 20	31 Dec 19	30 Jun 20	
<b>Canada</b>	0.9649	0.9221	0.9556	0.9387	Canadian dollar
<b>China</b>	NA	NA	NA	4.8523	Renminbi
<b>Denmark</b>	4.8504	NA	4.8807	NA	Kroner
<b>Europe</b>	0.6505	0.6217	0.6533	0.6111	Euro
<b>Fiji</b>	1.5443	NA	1.5520	NA	Fijian dollar
<b>Hong Kong</b>	5.6931	5.3628	5.6974	5.3191	Hong Kong dollar
<b>India</b>	49.9454	49.0061	50.6834	51.8100	Indian Rupee
<b>Indonesia</b>	NA	NA	NA	9773.0000	Rupiah
<b>Israel</b>	2.5968	NA	2.5376	NA	Israeli new shekel
<b>Japan</b>	79.3755	74.3606	79.6300	73.9400	Yen
<b>Kuwait</b>	0.2216	NA	0.2239	NA	Kuwait dinar
<b>Malaysia</b>	NA	NA	NA	2.9374	Malaysian ringgit

<b>New Caledonia/Tahiti</b>	76.6731	NA	76.8137	NA	South Pacific franc
<b>New Zealand</b>	1.0917	1.0736	1.0740	1.0703	New Zealand dollar
<b>Norway</b>	6.3998	NA	6.4525	NA	Kroner
<b>Oman</b>	0.2806	NA	0.2817	NA	Oman rial
<b>Papua New Guinea</b>	NA	NA	NA	2.3747	Kina
<b>Philippines</b>	37.7779	NA	37.2036	NA	Philippines peso
<b>Poland</b>	2.7960	NA	2.7800	NA	Polish zloty
<b>Saudi</b>	2.7290	NA	2.7460	NA	Saudi riyal
<b>Singapore</b>	0.9938	0.9512	0.9867	0.9576	Singapore dollar
<b>Solomon Islands</b>	5.9576	NA	6.0137	NA	Si dollar
<b>South Africa</b>	10.5014	NA	10.3338	NA	Rand
<b>South Korea</b>	NA	NA	NA	824.9600	South Korean won
<b>Sri Lanka</b>	129.2559	NA	132.7917	NA	Sri Lankan rupee
<b>Sweden</b>	6.8594	NA	6.8443	NA	Kronor
<b>Switzerland</b>	0.7231	0.6724	0.7091	0.6534	Swiss franc
<b>Taiwan</b>	NA	NA	NA	20.2500	New Taiwan dollar
<b>Thailand</b>	22.5729	21.3424	21.9700	21.2100	Baht
<b>Turkey</b>	2.6516	NA	4.3528	NA	Turkish lira
<b>United Arab Emirates</b>	NA	2.5265	2.6881	2.5204	United Arab Emirates Dirham
<b>UK</b>	0.5707	0.5462	0.5583	0.5586	Pound sterling
<b>USA</b>	0.7285	0.6878	0.7316	0.6863	US dollar

<b>Vanuatu</b>	81.8156	NA	83.6435	NA	Vatu
<b>Vietnam</b>	NA	NA	NA	15926.0000	Dong

From 1 January 2020, we have used the exchange rates from the Reserve Bank of Australia. In previous years we have used exchange rates sourced from the Commonwealth Bank of Australia.

As the Reserve Bank of Australia and the Commonwealth Bank publish rates for different countries, annual rates are only available for countries which are published by both.

If we do not publish a rate for the country or year you need, you can use an appropriate exchange rate provided by:

- a banking institution operating in Australia including, where relevant, the banking institution through which your foreign income is received
- another reliable external source.

Keep the rate used and the source of rates with your records and be mindful that you cannot obtain an average rate (or rates) of exchange from an associate, or from yourself, unless otherwise notified by us.

Last modified: 02 Jul 2020

QC 63093

## Our commitment to you

We are committed to providing you with accurate, consistent and clear information to help you understand your rights and entitlements and meet your obligations.

If you follow our information and it turns out to be incorrect, or it is misleading and you make a mistake as a result, we will take that into account when determining what action, if any, we should take.

Some of the information on this website applies to a specific financial year. This is clearly marked. Make sure you have the information for the right year before making decisions based on that information.

If you feel that our information does not fully cover your circumstances, or you are unsure how it applies to you, contact us or seek professional advice.

## Copyright notice

© Australian Taxation Office for the Commonwealth of Australia

You are free to copy, adapt, modify, transmit and distribute this material as you wish (but not in any way that suggests the ATO or the Commonwealth endorses you or any of your services or products).

## Employer Contribution

Client	D. BAKERS & ASSOCIATED PTY LTD
End Client	S & P VELDEN SUPERANNUATION FUND
Year	2020

Date	Narration	Amount	Ref
<b>Employer Contribution - Stephen Velden</b>			
19/07/19	Deposit Nab Super Pay 76004184598000Ahmp	2,050.59	↑ D-18 - D-29/ A-2.3 #1 ↓
21/08/19	Deposit Nab Super Pay 76004184598000Aqyc	2,050.59	
20/09/19	Deposit Nab Super Pay 76004184598000B0G8	2,064.16	
21/10/19	Deposit Nab Super Pay 76004184598000Bacf	2,064.16	
21/11/19	Deposit Nab Super Pay 76004184598000Bku3	2,064.16	
19/12/19	Deposit Nab Super Pay 76004184598000Btqe	2,064.16	
21/01/20	Deposit Nab Super Pay 76004184598000C3lv	2,064.16	
20/02/20	Deposit Nab Super Pay 76004184598000Cbth	2,064.16	
19/03/20	Deposit Nab Super Pay 76004184598000Cjho	2,064.16	
21/04/20	Deposit Nab Super Pay 76004184598000Cpsy	2,064.16	
21/05/20	Deposit Nab Super Pay 76004184598000Cuck	2,064.16	
19/06/20	Deposit Nab Super Pay 76004184598000Cy6	2,064.16	
		<b>24,742.78</b>	
<b>Employer Contribution - Pauline Velden</b>			
22/07/19	Deposit Quicksuper Qsuper2480205456	328.85	
22/07/19	Deposit Quicksuper Qsuper2480205456	475.00	
03/10/19	Deposit Quicksuper Qsuper2533430295	475.00	
03/10/19	Deposit Quicksuper Qsuper2533430296	475.00	
03/10/19	Deposit Quicksuper Qsuper2533430297	475.00	
29/01/20	Deposit Quicksuper Qsuper2621342426	475.00	
29/01/20	Deposit Quicksuper Qsuper2621342429	475.00	
29/01/20	Deposit Quicksuper Qsuper2621342430	475.00	
09/04/20	Deposit Quicksuper Qsuper2673674089	475.00	
09/04/20	Deposit Quicksuper Qsuper2673674090	475.00	
09/04/20	Deposit Quicksuper Qsuper2673674091	241.15	
01/05/20	Deposit Quicksuper Qsuper2686242112	261.25	
01/05/20	Deposit Quicksuper Qsuper2686242113	775.83	
01/06/20	Deposit Quicksuper Qsuper2704352192	514.58	
29/06/20	Deposit Quicksuper Qsuper2722727979	514.58	
		<b>6,911.24</b>	
<b>Total Contribution</b>		<b>31,654.02</b>	

## Interest Received

Client	D. BAKERS & ASSOCIATED PTY LTD
End Client	S & P VELDEN SUPERANNUATION FUND
Year	2020

Date	Transaction	Net	TFN	Gross	Ref
<b>Westpac Business Cash Reserve #6558</b>					
31/07/19	Gross Int 21.90 Tax 47.00% 9.00 Net Interest	12.90	9.00	21.90	
30/08/19	Gross Int 14.27 Tax 47.00% 6.00 Net Interest	8.27	6.00	14.27	
30/09/19	Gross Int 15.01 Tax 47.00% 7.00 Net Interest	8.01	7.00	15.01	
31/10/19	Gross Int 13.85 Tax 47.00% 6.00 Net Interest	7.85	6.00	13.85	
29/11/19	Gross Int 10.57 Tax 47.00% 4.00 Net Interest	6.57	4.00	10.57	
31/12/19	Gross Int 17.50 Tax 47.00% 7.00 Net Interest	10.50	7.00	17.50	
31/01/20	Gross Int 16.97 Tax 47.00% 7.00 Net Interest	9.97	7.00	16.97	
28/02/20	Gross Int 15.57 Tax 47.00% 7.00 Net Interest	8.57	7.00	15.57	
31/03/20	Gross Int 11.03 Tax 47.00% 5.00 Net Interest	6.03	5.00	11.03	
30/04/20	Interest Paid	2.07		2.07	
29/05/20	Interest Paid	2.12		2.12	
30/06/20	Interest Paid	2.43		2.43	
		<b>85.29</b>	<b>58.00</b>	<b>143.29</b>	<b>N-2</b>
<b>Care Portfolio</b>					
30/06/19	Interest from Care Portfolio	43.17		43.17	
		<b>43.17</b>	-	<b>43.17</b>	<b>N-3</b>
<b>Total Interest Received</b>		<b>128.46</b>	<b>58.00</b>	<b>186.46</b>	



Transaction fee(s) period 01 MAY 2020 to 31 MAY 2020

Total \$0.00
-----------------

No transaction fee applies for electronic deposits and withdrawals and electronic telephone banking deposits and withdrawals. For further details refer to the Product Disclosure Statement document for your account.

Transaction fee(s) period 01 JUN 2020 to 30 JUN 2020

Total \$0.00
-----------------

No transaction fee applies for electronic deposits and withdrawals and electronic telephone banking deposits and withdrawals. For further details refer to the Product Disclosure Statement document for your account.

**ANNUAL INFORMATION  
FOR THE PERIOD 1 JULY 2019 TO 30 JUNE 2020**

<b>For account: 6067/416558</b>	
Total interest credited	\$143.29
Withholding tax deducted	\$58.00

These details are provided for your records and taxation purposes





## 02 Interest Schedule

Source	Accrual Date	Date Received	Amount subject to withholding tax (\$)	Amount not subject to withholding tax (\$)	TFN Amounts Withheld (\$)	Net Amount Received (\$)
<b>Cash Interest</b>						
Interest Credited Jul 2019 - Account Cash	30/07/2019	31/07/2019	3.63	0.00	0.00	3.63
Interest Credited Jul 2019 - CARE Core Balanced Portfolio	30/07/2019	31/07/2019	0.33	0.00	0.00	0.33
Interest Credited Aug 2019 - Account Cash	29/08/2019	30/08/2019	3.20	0.00	0.00	3.20
Interest Credited Aug 2019 - CARE Core Balanced Portfolio	29/08/2019	30/08/2019	0.28	0.00	0.00	0.28
Interest Credited Sep 2019 - Account Cash	29/09/2019	30/09/2019	3.31	0.00	0.00	3.31
Interest Credited Sep 2019 - CARE Core Balanced Portfolio	29/09/2019	30/09/2019	0.29	0.00	0.00	0.29
Interest Credited Oct 2019 - Account Cash	30/10/2019	31/10/2019	1.63	0.00	0.00	1.63
Interest Credited Oct 2019 - CARE Core Balanced Portfolio	30/10/2019	31/10/2019	0.14	0.00	0.00	0.14
Interest Credited Nov 2019 - Account Cash	28/11/2019	29/11/2019	1.45	0.00	0.00	1.45
Interest Credited Nov 2019 - CARE Core Balanced Portfolio	28/11/2019	29/11/2019	0.12	0.00	0.00	0.12
Interest Credited Dec 2019 - Account Cash	29/12/2019	31/12/2019	1.54	0.00	0.00	1.54
Interest Credited Dec 2019 - CARE Core Balanced Portfolio	29/12/2019	31/12/2019	0.13	0.00	0.00	0.13
Interest Credited Jan 2020 - Account Cash	30/01/2020	31/01/2020	1.63	0.00	0.00	1.63
Interest Credited Jan 2020 - CARE Core Balanced Portfolio	30/01/2020	31/01/2020	0.13	0.00	0.00	0.13
Interest Credited Feb 2020 - Account Cash	27/02/2020	28/02/2020	1.46	0.00	0.00	1.46
Interest Credited Feb 2020 - CARE Core Balanced Portfolio	27/02/2020	28/02/2020	0.12	0.00	0.00	0.12
Interest Credited Mar 2020 - Account Cash	29/03/2020	31/03/2020	0.26	0.00	0.00	0.26
Interest Credited Mar 2020 - CARE Core Balanced Portfolio	29/03/2020	31/03/2020	0.02	0.00	0.00	0.02
HOW0052AU Rebate 31/03/2020 - CARE Core Balanced Portfolio	22/06/2020	22/06/2020	6.52	0.00	0.00	6.52
HOW0052AU Rebate 30/09/2020 - CARE Core Balanced Portfolio	22/06/2020	22/06/2020	11.38	0.00	0.00	11.38
HOW0052AU Rebate 31/12/2020 - CARE Core Balanced Portfolio	22/06/2020	22/06/2020	5.60	0.00	0.00	5.60
<b>Subtotal for Cash Interest</b>			<b>43.17</b>	<b>0.00</b>	<b>0.00</b>	<b>43.17</b>
<b>Total</b>			<b>43.17</b>	<b>0.00</b>	<b>0.00</b>	<b>43.17</b>

## Distribution Worksheet

Client D. BAKERS & ASSOCIATED PTY LTD  
 End Client S & P VELDEN SUPERANNUATION FUND  
 Year 2020

Investment	NPP	Franked Amount	Unfranked Amount	FC	Foreign Income	FTC	Discounted CG (50%- Trust Tax Statement)	CGT Concession	Gross CG	Other Gains	Tax Exempt	Tax Deferred	Tax Free	Net Cash Distribution	Total Gross up distribution	Ref
Distribution from Care Portfolio	1,707.27	1,289.86	236.22	615.65	2,014.02	92.34	169.63	169.63	339.26			154.93		5,741.56	6,449.55	O-6 - O-10
Dividend					345.62	64.48								345.62	410.10	O-4
Difference on distribution receivable											(0.04)			(0.04)	(0.04)	O-12
<b>TOTAL</b>	<b>1,707.27</b>	<b>1,289.86</b>	<b>236.22</b>	<b>615.65</b>	<b>2,359.64</b>	<b>156.82</b>	<b>169.63</b>	<b>169.63</b>	<b>339.26</b>	<b>-</b>	<b>(0.04)</b>	<b>154.93</b>	<b>-</b>	<b>6,087.14</b>	<b>6,859.61</b>	
				<b>3,849.00</b>	<b>2,516.46</b>					<b>339.26</b>	<b>154.89</b>					

# Annual Tax Statement

From 1/07/2019 to 30/06/2020

This statement is designed to assist you in preparing your Australian tax return. You should read the 'Guide to your Tax Statement' in conjunction with this statement and supporting schedules. Refer to the **General Information** section at the beginning of the 'Guide to your Tax Statement' for information on which specific parts of the guide are relevant to you.

## Account Details

Product Name:	CAREportfolio Invest
Account Name:	S & P Velden Super Pty Ltd ATF S & P Velden Superannuation Fund
Account Number:	24015213
Account Type:	Superfund (Corporate Trustee)
Adviser Name:	Corne Wilbers at Prestige Portfolios Pty Ltd

## Contents

01	Summary of Assessable Income
02	Interest Schedule
03	Dividends Schedule
04	Distributions Schedule
05	Franking Credits Lost Schedule
06	Gain/Loss Schedule
07	Expenses Schedule
08	Supporting Information

This Statement is issued by HUB24 Custodial Services Limited (ABN 94 073 633 664, AFSL 239122) as Operator of CAREportfolio Invest, and does not constitute tax advice.

The Operator makes the following assumptions:

- The investor is a tax resident of Australia and has provided their TFN to us.
- The account is held on capital, not revenue, account, ie. the client is not a trader.
- We do not include prior year losses in the reports.

**Disclaimer:**

*The information in this report is of a general nature only and does not take into account your personal objectives, financial situation or needs. Any amounts are reflective of your current investment positions only, and do not represent a guarantee of benefit as the positions may not include tax payable, fees or other deductions or credits. The actual amount payable will be determined at the time a payment is made. Whilst reasonable care has been taken in preparing the information provided, no responsibility will be taken for its accuracy nor for its use. In preparing this document, we have relied upon and assumed, without independent verification, the accuracy and completeness of all information supplied by or obtained from third parties. To the maximum extent permitted by law, neither we, nor our directors, employees or agents accept any liability for any loss arising in relation to this report.*

## 01 Summary of Assessable Income and Deductions

Interest	Amount (\$)	Annual Return Reference
Gross Interest	43.17	11C
Dividends	Amount (\$)	Annual Return Reference
Franked Dividends	0.00	11K
Unfranked Dividends	0.00	11J
Franking Credits	0.00	11L
Trust Distributions	Amount (\$)	Annual Return Reference
Gross Trust Distributions	3,849.00	11M
Foreign Income	Amount (\$)	Annual Return Reference
Gross Foreign Income	2,536.21	11D, 11D1
Australian Franking Credits from NZ companies	0.00	11E
Realised Gains/Losses	Amount (\$)	Annual Return Reference
Net Capital Gains	96.70	11A
Net current year capital loss	0.00	14V
Profits on disposal of Income Securities	0.00	11S (Code O)
Foreign Exchange Gains	0.00	11S (Code F)
Deductions	Amount (\$)	Annual Return Reference
Expenses	1,333.84	12I1
LIC Capital Gain	0.00	12L1 (Code I)
Loss on disposal of Income Securities	0.00	12L1 (Code O)
Foreign Exchange Losses	0.00	12L1 (Code F)
Supplementary Totals	Amount (\$)	Annual Return Reference
ABN and TFN amounts withheld	0.00	13H3
Total Franking Credits claimable	615.65	13E1
Foreign Tax Offsets	156.82	13C1
Early Stage Tax Offsets	0.00	13D
Early Stage Venture Capital Limited Partnership Tax Offset	0.00	13D1
Early Stage Investor Tax Offset	0.00	13D3
Exploration Credits	0.00	13E4

## 03 Dividends Schedule

### Dividends - Foreign Income

Holdings	Ex Date	Due Date	Foreign Income	Foreign Tax Offset (Income)	Excess Withholding Tax (Note 1)	Total Assessable Income
VEU	17/06/19	15/07/19	63.25	11.17	0.00	74.42
VEU	25/09/19	23/10/19	38.55	6.80	0.00	45.35
VEU	24/12/19	24/01/20	67.28	11.88	0.00	79.16
VEU	23/03/20	22/04/20	36.27	7.77	7.77	51.81
<b>Subtotal for VEU</b>			<b>205.35</b>	<b>37.62</b>	<b>7.77</b>	<b>250.74</b>
VTS	17/06/19	15/07/19	23.25	4.10	0.00	27.35
VTS	17/09/19	15/10/19	27.30	4.82	0.00	32.12
VTS	27/12/19	27/01/20	33.78	5.96	0.00	39.74
VTS	26/03/20	27/04/20	55.94	11.98	11.98	79.90
<b>Subtotal for VTS</b>			<b>140.27</b>	<b>26.86</b>	<b>11.98</b>	<b>179.11</b>
<b>Total</b>			<b>345.62</b>	<b>64.48</b>	<b>19.75</b>	<b>429.85</b>

Note 1: Excess Withholding Tax refers to the portion of foreign withholding tax that cannot be claimed as a tax offset.

# 04 Distributions Schedule

## Distributions - Local Income

Holdings	Ex Date	Due Date	Franked	Unfranked	Unfranked CFI	Interest – subject to withholding tax	Interest – not subject to withholding tax	Other Income	Total Amount	Franking Credits (Note 1)	Tax Credits - TFN Amounts	Total Assessable Income	Early Stage Venture Capital Tax Offset	Early Stage Investor Tax Offset	Exploration Credits
DJRE	30/12/19	13/01/20	0.02	0.03	0.00	0.05	0.00	0.95	1.05	0.01	0.00	1.06	0.00	0.00	0.00
DJRE	29/06/20	10/07/20	0.08	0.13	0.00	0.17	0.00	3.58	3.96	0.04	0.00	4.00	0.00	0.00	0.00
<b>Subtotal for DJRE</b>			<b>0.10</b>	<b>0.16</b>	<b>0.00</b>	<b>0.22</b>	<b>0.00</b>	<b>4.53</b>	<b>5.01</b>	<b>0.05</b>	<b>0.00</b>	<b>5.06</b>	<b>0.00</b>	<b>0.00</b>	<b>0.00</b>
HOW0052AU	30/09/19	10/10/19	0.00	0.00	0.00	41.09	0.00	1.76	42.85	0.00	0.00	42.85	0.00	0.00	0.00
HOW0052AU	31/12/19	13/01/20	0.00	0.00	0.00	42.26	0.00	1.81	44.07	0.00	0.00	44.07	0.00	0.00	0.00
HOW0052AU	31/03/20	09/04/20	0.00	0.00	0.00	124.05	0.00	5.32	129.37	0.00	0.00	129.37	0.00	0.00	0.00
HOW0052AU	30/06/20	13/07/20	0.00	0.00	0.00	106.41	0.00	4.56	110.97	0.00	0.00	110.97	0.00	0.00	0.00
<b>Subtotal for HOW0052AU</b>			<b>0.00</b>	<b>0.00</b>	<b>0.00</b>	<b>313.81</b>	<b>0.00</b>	<b>13.45</b>	<b>327.26</b>	<b>0.00</b>	<b>0.00</b>	<b>327.26</b>	<b>0.00</b>	<b>0.00</b>	<b>0.00</b>
IEM	24/12/19	08/01/20	0.00	0.00	0.00	0.01	0.00	0.00	0.01	0.00	0.00	0.01	0.00	0.00	0.00
IEM	01/07/20	13/07/20	0.00	0.00	0.00	0.01	0.00	0.00	0.01	0.00	0.00	0.01	0.00	0.00	0.00
<b>Subtotal for IEM</b>			<b>0.00</b>	<b>0.00</b>	<b>0.00</b>	<b>0.02</b>	<b>0.00</b>	<b>0.00</b>	<b>0.02</b>	<b>0.00</b>	<b>0.00</b>	<b>0.02</b>	<b>0.00</b>	<b>0.00</b>	<b>0.00</b>
OMF0009AU	31/07/19	09/08/19	1.39	0.26	0.00	40.84	0.00	4.68	47.17	0.75	0.00	47.92	0.00	0.00	0.00
OMF0009AU	31/08/19	06/09/19	1.12	0.21	0.00	32.68	0.00	3.74	37.75	0.60	0.00	38.35	0.00	0.00	0.00
OMF0009AU	30/09/19	10/10/19	0.98	0.18	0.00	28.59	0.00	3.27	33.02	0.52	0.00	33.54	0.00	0.00	0.00
OMF0009AU	31/10/19	07/11/19	0.70	0.13	0.00	20.42	0.00	2.34	23.59	0.37	0.00	23.96	0.00	0.00	0.00
OMF0009AU	30/11/19	09/12/19	0.98	0.18	0.00	28.59	0.00	3.27	33.02	0.52	0.00	33.54	0.00	0.00	0.00
OMF0009AU	31/12/19	08/01/20	0.70	0.13	0.00	20.42	0.00	2.34	23.59	0.37	0.00	23.96	0.00	0.00	0.00
OMF0009AU	31/01/20	07/02/20	1.12	0.21	0.00	32.68	0.00	3.74	37.75	0.60	0.00	38.35	0.00	0.00	0.00
OMF0009AU	29/02/20	06/03/20	0.56	0.10	0.00	16.34	0.00	1.87	18.87	0.30	0.00	19.17	0.00	0.00	0.00
OMF0009AU	31/03/20	07/04/20	0.42	0.08	0.00	12.17	0.00	1.39	14.06	0.22	0.00	14.28	0.00	0.00	0.00
OMF0009AU	30/04/20	11/05/20	0.40	0.07	0.00	11.81	0.00	1.35	13.63	0.22	0.00	13.85	0.00	0.00	0.00
OMF0009AU	31/05/20	09/06/20	14.51	2.68	0.00	425.11	0.00	48.66	490.96	7.77	0.00	498.73	0.00	0.00	0.00
OMF0009AU	30/06/20	16/07/20	15.86	2.93	0.00	464.94	0.00	53.22	536.95	8.50	0.00	545.45	0.00	0.00	0.00
<b>Subtotal for OMF0009AU</b>			<b>38.74</b>	<b>7.16</b>	<b>0.00</b>	<b>1,134.59</b>	<b>0.00</b>	<b>129.87</b>	<b>1,310.36</b>	<b>20.74</b>	<b>0.00</b>	<b>1,331.10</b>	<b>0.00</b>	<b>0.00</b>	<b>0.00</b>
SMLL	02/01/20	17/01/20	18.14	1.65	1.21	0.24	0.00	1.36	22.60	9.20	0.00	31.80	0.00	0.00	0.00
SMLL	01/07/20	16/07/20	44.10	3.99	2.93	0.57	0.00	3.31	54.90	22.38	0.00	77.28	0.00	0.00	0.00
<b>Subtotal for SMLL</b>			<b>62.24</b>	<b>5.64</b>	<b>4.14</b>	<b>0.81</b>	<b>0.00</b>	<b>4.67</b>	<b>77.50</b>	<b>31.58</b>	<b>0.00</b>	<b>109.08</b>	<b>0.00</b>	<b>0.00</b>	<b>0.00</b>
VAS	01/10/19	16/10/19	281.47	17.17	34.71	4.05	0.00	20.80	358.20	133.37	0.00	491.57	0.00	0.00	0.00
VAS	02/01/20	17/01/20	189.59	11.57	23.38	2.72	0.00	14.01	241.27	89.83	0.00	331.10	0.00	0.00	0.00

## 04 Distributions Schedule

### Distributions - Local Income

Holdings	Ex Date	Due Date	Franked	Unfranked	Unfranked CFI	Interest – subject to withholding tax	Interest – not subject to withholding tax	Other Income	Total Amount	Franking Credits (Note 1)	Tax Credits - TFN Amounts	Total Assessable Income	Early Stage Venture Capital Tax Offset	Early Stage Investor Tax Offset	Exploration Credits
VAS	01/04/20	20/04/20	539.58	32.91	66.54	7.76	0.00	39.88	686.67	255.67	0.00	942.34	0.00	0.00	0.00
VAS	01/07/20	16/07/20	178.14	10.87	21.97	2.56	0.00	13.17	226.71	84.41	0.00	311.12	0.00	0.00	0.00
<b>Subtotal for VAS</b>			<b>1,188.78</b>	<b>72.52</b>	<b>146.60</b>	<b>17.09</b>	<b>0.00</b>	<b>87.86</b>	<b>1,512.85</b>	<b>563.28</b>	<b>0.00</b>	<b>2,076.13</b>	<b>0.00</b>	<b>0.00</b>	<b>0.00</b>
WXHG	29/06/20	10/07/20	0.00	0.00	0.00	0.23	0.00	0.12	0.35	0.00	0.00	0.35	0.00	0.00	0.00
<b>Subtotal for WXHG</b>			<b>0.00</b>	<b>0.00</b>	<b>0.00</b>	<b>0.23</b>	<b>0.00</b>	<b>0.12</b>	<b>0.35</b>	<b>0.00</b>	<b>0.00</b>	<b>0.35</b>	<b>0.00</b>	<b>0.00</b>	<b>0.00</b>
<b>Total</b>			<b>1,289.86</b>	<b>85.48</b>	<b>150.74</b>	<b>1,466.77</b>	<b>0.00</b>	<b>240.50</b>	<b>3,233.35</b>	<b>615.65</b>	<b>0.00</b>	<b>3,849.00</b>	<b>0.00</b>	<b>0.00</b>	<b>0.00</b>

Note 1: Franking Credits includes Australian Franking Credits from NZ companies. These franking credits may be excluded from the total trust distributions shown in Schedule1 and in your tax return items. Please refer to the Tax Guide for additional details.

Note 2: Amounts classified as "Other" also include "Non-concessional Managed Investment Trust Income" (NCMI) and "Excluded from NCMI" amounts. These newly introduced classifications of income are essentially only relevant for non-residents. Please refer to the Tax Guide for additional information.

# 04 Distributions Schedule

## Distributions - Foreign Income

Holdings	Ex Date	Due Date	Foreign Income	Controlled Foreign Company (CFC) Income	Total Amount	Foreign Tax Offset (Income)	Excess Withholding Tax (Note 1)	Total Assessable Income
DJRE	30/12/19	13/01/20	20.03	0.00	20.03	6.89	0.00	26.92
DJRE	29/06/20	10/07/20	75.60	0.00	75.60	26.00	0.00	101.60
<b>Subtotal for DJRE</b>			<b>95.63</b>	<b>0.00</b>	<b>95.63</b>	<b>32.89</b>	<b>0.00</b>	<b>128.52</b>
HOW0052AU	30/09/19	10/10/19	6.88	0.00	6.88	0.00	0.00	6.88
HOW0052AU	31/12/19	13/01/20	7.08	0.00	7.08	0.00	0.00	7.08
HOW0052AU	31/03/20	09/04/20	20.77	0.00	20.77	0.00	0.00	20.77
HOW0052AU	30/06/20	13/07/20	17.82	0.00	17.82	0.00	0.00	17.82
<b>Subtotal for HOW0052AU</b>			<b>52.55</b>	<b>0.00</b>	<b>52.55</b>	<b>0.00</b>	<b>0.00</b>	<b>52.55</b>
IEM	24/12/19	08/01/20	33.35	0.00	33.35	5.94	0.00	39.29
IEM	01/07/20	13/07/20	26.78	0.00	26.78	4.77	0.00	31.55
<b>Subtotal for IEM</b>			<b>60.13</b>	<b>0.00</b>	<b>60.13</b>	<b>10.71</b>	<b>0.00</b>	<b>70.84</b>
IJR	02/10/19	14/10/19	5.54	0.00	5.54	0.99	0.00	6.53
IJR	24/12/19	08/01/20	7.80	0.00	7.80	1.39	0.00	9.19
IJR	01/04/20	15/04/20	13.85	0.00	13.85	2.47	0.00	16.32
IJR	01/07/20	13/07/20	18.51	0.00	18.51	3.30	0.00	21.81
<b>Subtotal for IJR</b>			<b>45.70</b>	<b>0.00</b>	<b>45.70</b>	<b>8.15</b>	<b>0.00</b>	<b>53.85</b>
OMF0009AU	31/07/19	09/08/19	53.47	0.00	53.47	0.00	0.00	53.47
OMF0009AU	31/08/19	06/09/19	42.78	0.00	42.78	0.00	0.00	42.78
OMF0009AU	30/09/19	10/10/19	37.43	0.00	37.43	0.00	0.00	37.43
OMF0009AU	31/10/19	07/11/19	26.73	0.00	26.73	0.00	0.00	26.73
OMF0009AU	30/11/19	09/12/19	37.43	0.00	37.43	0.00	0.00	37.43
OMF0009AU	31/12/19	08/01/20	26.73	0.00	26.73	0.00	0.00	26.73
OMF0009AU	31/01/20	07/02/20	42.78	0.00	42.78	0.00	0.00	42.78
OMF0009AU	29/02/20	06/03/20	21.39	0.00	21.39	0.00	0.00	21.39
OMF0009AU	31/03/20	07/04/20	15.93	0.00	15.93	0.00	0.00	15.93
OMF0009AU	30/04/20	11/05/20	15.46	0.00	15.46	0.00	0.00	15.46
OMF0009AU	31/05/20	09/06/20	556.50	0.00	556.50	0.00	0.00	556.50
OMF0009AU	30/06/20	16/07/20	608.65	0.00	608.65	0.00	0.00	608.65
<b>Subtotal for OMF0009AU</b>			<b>1,485.28</b>	<b>0.00</b>	<b>1,485.28</b>	<b>0.00</b>	<b>0.00</b>	<b>1,485.28</b>
SMLL	01/07/20	16/07/20	0.01	0.00	0.01	0.00	0.00	0.01
<b>Subtotal for SMLL</b>			<b>0.01</b>	<b>0.00</b>	<b>0.01</b>	<b>0.00</b>	<b>0.00</b>	<b>0.01</b>



## 04 Distributions Schedule

### Distributions - Foreign Income

Holdings	Ex Date	Due Date	Foreign Income	Controlled Foreign Company (CFC) Income	Total Amount	Foreign Tax Offset (Income)	Excess Withholding Tax (Note 1)	Total Assessable Income
VAS	01/10/19	16/10/19	11.28	0.00	11.28	0.67	0.00	11.95
VAS	02/01/20	17/01/20	7.60	0.00	7.60	0.45	0.00	8.05
VAS	01/04/20	20/04/20	21.63	0.00	21.63	1.28	0.00	22.91
VAS	01/07/20	16/07/20	7.14	0.00	7.14	0.42	0.00	7.56
<b>Subtotal for VAS</b>			<b>47.65</b>	<b>0.00</b>	<b>47.65</b>	<b>2.82</b>	<b>0.00</b>	<b>50.47</b>
WXHG	29/06/20	10/07/20	227.07	0.00	227.07	37.77	0.00	264.84
<b>Subtotal for WXHG</b>			<b>227.07</b>	<b>0.00</b>	<b>227.07</b>	<b>37.77</b>	<b>0.00</b>	<b>264.84</b>
<b>Total</b>			<b>2,014.02</b>	<b>0.00</b>	<b>2,014.02</b>	<b>92.34</b>	<b>0.00</b>	<b>2,106.36</b>

Note 1: Excess Withholding Tax refers to the portion of foreign withholding tax that cannot be claimed as a tax offset.

## 04 Distributions Schedule

### Distributions - Non-Assessable Income

Holdings	Ex Date	Due Date	Tax Exempt	Tax Free	Tax Deferred (Note 1)	Return of Capital (Note 1)	Capital Gains Concession	Non-assessable Non-exempt Amount	Deductions	AMIT Cost Base Adjustment (Note 1, 2)	Total Amount	Net Exempt Income (Note 3)
DJRE	30/12/19	13/01/20	0.00	0.00	0.00	0.00	0.00	0.00	0.00	0.44	0.44	0.00
DJRE	29/06/20	10/07/20	0.00	0.00	0.00	0.00	0.00	0.00	0.00	1.64	1.64	0.00
<b>Subtotal for DJRE</b>			<b>0.00</b>	<b>0.00</b>	<b>0.00</b>	<b>0.00</b>	<b>0.00</b>	<b>0.00</b>	<b>0.00</b>	<b>2.08</b>	<b>2.08</b>	<b>0.00</b>
HOW0052AU	30/09/19	10/10/19	0.00	0.00	0.00	0.00	0.00	0.00	0.00	18.93	18.93	0.00
HOW0052AU	31/12/19	13/01/20	0.00	0.00	0.00	0.00	0.00	0.00	0.00	19.47	19.47	0.00
HOW0052AU	31/03/20	09/04/20	0.00	0.00	0.00	0.00	0.00	0.00	0.00	57.13	57.13	0.00
HOW0052AU	30/06/20	13/07/20	0.00	0.00	0.00	0.00	0.00	0.00	0.00	49.01	49.01	0.00
<b>Subtotal for HOW0052AU</b>			<b>0.00</b>	<b>0.00</b>	<b>0.00</b>	<b>0.00</b>	<b>0.00</b>	<b>0.00</b>	<b>0.00</b>	<b>144.54</b>	<b>144.54</b>	<b>0.00</b>
SMLL	02/01/20	17/01/20	0.00	0.00	0.00	0.00	0.00	0.00	0.00	2.42	2.42	0.00
SMLL	01/07/20	16/07/20	0.00	0.00	0.00	0.00	0.00	0.00	0.00	5.89	5.89	0.00
<b>Subtotal for SMLL</b>			<b>0.00</b>	<b>0.00</b>	<b>0.00</b>	<b>0.00</b>	<b>0.00</b>	<b>0.00</b>	<b>0.00</b>	<b>8.31</b>	<b>8.31</b>	<b>0.00</b>
<b>Total</b>			<b>0.00</b>	<b>0.00</b>	<b>0.00</b>	<b>0.00</b>	<b>0.00</b>	<b>0.00</b>	<b>0.00</b>	<b>154.93</b>	<b>154.93</b>	<b>0.00</b>

Note 1: Some tax deferred, return of capital, and AMIT cost base decrease components of distributions shown as non-assessable income may have been reclassified as realised capital gains for tax purposes, if they have given rise to a capital gains event. Details are in 06 Gain/Loss Schedule.

Note 2: AMIT cost base decrease is displayed as a positive AMIT Cost Base Adjustment and is added to obtain the Total Amount. AMIT cost base increase is displayed as a negative AMIT Cost Base Adjustment and is subtracted to obtain the Total Amount. Cost base adjustments adjust the cost base for tax purposes.

Note 3: This component is included for information purposes only. It is not included directly in the determination of the cash amount but is used to calculate the AMIT cost base adjustment, which represents the overall difference between the attributable and the cash components.

## 04 Distributions Schedule

### Distributions - Capital Gains (including Foreign Capital Gains)

Holdings	Ex Date	Due Date	-- Capital Gains Discounted --		-- Capital Gains - Indexed --		-- Capital Gains - Other --		Capital Gains Gross Up	Total Amount	Foreign Tax Offsets (Capital Gains)	Total Assessable Income
			Capital Gains Discount (TARP)	Capital Gains Discount (NTARP)	Capital Gains Index (TARP)	Capital Gains Index (NTARP)	Capital Gains Other (TARP)	Capital Gains Other (NTARP)				
DJRE	30/12/2019	13/01/2020	0.25	0.00	0.00	0.00	0.00	0.00	0.25	0.50	0.00	0.50
DJRE	29/06/2020	10/07/2020	0.96	0.00	0.00	0.00	0.00	0.00	0.96	1.92	0.00	1.92
<b>Subtotal for DJRE</b>			<b>1.21</b>	<b>0.00</b>	<b>0.00</b>	<b>0.00</b>	<b>0.00</b>	<b>0.00</b>	<b>1.21</b>	<b>2.42</b>	<b>0.00</b>	<b>2.42</b>
IEM	24/12/2019	8/01/2020	0.00	0.19	0.00	0.00	0.00	0.00	0.19	0.38	0.00	0.38
IEM	1/07/2020	13/07/2020	0.00	0.15	0.00	0.00	0.00	0.00	0.15	0.30	0.00	0.30
<b>Subtotal for IEM</b>			<b>0.00</b>	<b>0.34</b>	<b>0.00</b>	<b>0.00</b>	<b>0.00</b>	<b>0.00</b>	<b>0.34</b>	<b>0.68</b>	<b>0.00</b>	<b>0.68</b>
SMLL	2/01/2020	17/01/2020	0.22	0.00	0.00	0.00	0.00	0.00	0.22	0.44	0.00	0.44
SMLL	1/07/2020	16/07/2020	0.54	0.00	0.00	0.00	0.00	0.00	0.54	1.08	0.00	1.08
<b>Subtotal for SMLL</b>			<b>0.76</b>	<b>0.00</b>	<b>0.00</b>	<b>0.00</b>	<b>0.00</b>	<b>0.00</b>	<b>0.76</b>	<b>1.52</b>	<b>0.00</b>	<b>1.52</b>
WXHG	29/06/2020	10/07/2020	0.00	167.32	0.00	0.00	0.00	0.00	167.32	334.64	0.00	334.64
<b>Subtotal for WXHG</b>			<b>0.00</b>	<b>167.32</b>	<b>0.00</b>	<b>0.00</b>	<b>0.00</b>	<b>0.00</b>	<b>167.32</b>	<b>334.64</b>	<b>0.00</b>	<b>334.64</b>
<b>Total</b>			<b>1.97</b>	<b>167.66</b>	<b>0.00</b>	<b>0.00</b>	<b>0.00</b>	<b>0.00</b>	<b>169.63</b>	<b>339.26</b>	<b>0.00</b>	<b>339.26</b>

Note 1: TARP refers to taxable Australian real property, NTARP refers to non taxable Australian real property.

## 05 Franking Credits Lost Schedule

Security	Sale Date	Buy Date	Sale Quantity	Sale Amount (\$)	Buy Quantity	Buy Amount (\$)	Effective Quantity (LIFO)	Div/Dist Amount(\$)	Franking Credit Lost (\$)
OMF0009AU	2/04/2020	23/03/2020	1,791.698200	1,897.23	38,155.794100	40,170.42	1,791.698200	0.90	0.01
<b>Subtotal for OMF0009AU</b>			<b>1,791.698200</b>	<b>1,897.23</b>	<b>38,155.794100</b>	<b>40,170.42</b>	<b>1,791.698200</b>	<b>0.90</b>	<b>0.01</b>

**Total Franking Credits Lost\*** **0.01**

\*NOTE: The Holding Period Rule uses a 45 day holding period for managed funds and general listed securities, and applies a 90 day holding period for preference shares. The franking credits lost relate to securities entitled to dividends/distributions with franking credits, when the securities may have been sold within 45 (or 90) days of the date of purchase. The Div/Dist Amount is the part of the dividend/distribution associated with the (potentially) lost franking credits. This report excludes analysis of any buy/sell transactions occurring external to the Service i.e. just prior to being in specie transferred into or out of the Service.

## 08 Supporting Information

### Summary of Income

----- Cash Distribution Amount -----					----- Tax Component Amount -----					
Holdings	Income Distributed in Financial Year	Less 2019 entitlement (Note 1)	Add 2021 receipts (Note 2)	Total Distribution (Note 3)	Holdings	Assessable Income (Local) - Total Amount	Assessable Income (Foreign) - Total Amount	Non-Assessable Income - Total Amount	Capital Gains - Total Amount (Note 4)	Total Distribution
<b>Distributions</b>										
DJRE	55.40	33.38	83.10	105.12	DJRE	5.01	95.63	2.08	2.42	105.14
HOW0052AU	414.19	67.64	177.80	524.35	HOW0052AU	327.26	52.55	144.54	0.00	524.35
IEM	45.72	11.99	27.08	60.81	IEM	0.02	60.13	0.00	0.68	60.83
IJR	32.88	5.69	18.51	45.70	IJR	0.00	45.70	0.00	0.00	45.70
OMF0009AU	1,805.97	155.95	1,145.60	2,795.62	OMF0009AU	1,310.36	1,485.28	0.00	0.00	2,795.64
SMLL	47.23	21.78	61.90	87.35	SMLL	77.50	0.01	8.31	1.52	87.34
VAS	1,610.03	283.37	233.84	1,560.50	VAS	1,512.85	47.65	0.00	0.00	1,560.50
WXHG	198.25	198.25	562.07	562.07	WXHG	0.35	227.07	0.00	334.64	562.06
<b>Subtotal for Distributions</b>	<b>4,209.67</b>	<b>778.05</b>	<b>2,309.90</b>	<b>5,741.52</b>		<b>3,233.35</b>	<b>2,014.02</b>	<b>154.93</b>	<b>339.26</b>	<b>5,741.56</b>
<b>Dividends</b>										
VEU	205.35	0.00	0.00	205.35	VEU	0.00	205.35	0.00	0.00	205.35
VTS	140.27	0.00	0.00	140.27	VTS	0.00	140.27	0.00	0.00	140.27
<b>Subtotal for Dividends</b>	<b>345.62</b>	<b>0.00</b>	<b>0.00</b>	<b>345.62</b>		<b>0.00</b>	<b>345.62</b>	<b>0.00</b>	<b>0.00</b>	<b>345.62</b>
<b>Total</b>	<b>4,555.29</b>	<b>778.05</b>	<b>2,309.90</b>	<b>6,087.14</b>		<b>3,233.35</b>	<b>2,359.64</b>	<b>154.93</b>	<b>339.26</b>	<b>6,087.18</b>

Note 1: Income received during the tax year ended 30 June 2020 but included in your 30 June 2019 tax statement.

Note 2: Income received during the tax year ended 30 June 2021 but included in your 30 June 2020 tax statement.

Note 3: Total cash distribution taxable in financial year.

Note 4: The total assessable income amount for Capital Gains Schedule includes a capital gains gross up for discounted capital gains. In the case of non-AMIT funds the amount actually paid is identified as the 'concessional component' which is reported as a non-assessable amount. For the purpose of the reconciliation to cash the gross up for these funds have been removed from the 'Capital Gains - Total Amount'.

Note 5: Rounding differences may exist due to each tax component amount being calculated as a percentage against the cash received for each distribution.

**Difference on 2020 cash distribution received (rounding) : \$6,087.17 - \$6,087.14 = \$0.04**

## Rental Income

Client	D. BAKERS & ASSOCIATED PTY LTD
End Client	S & P VELDEN SUPERANNUATION FUND
Year	2020


Date	Narration	Amount AUD	MEMPHIS - 3146
<b>From Westpac #6558</b>			
03/07/2019	Export Proceeds Received Reference	1,081.23	1,081.23 <b>P-22</b>
		<u>1,081.23</u>	<u>1,081.23</u>
<b>Total</b>		<b>1,081.23</b>	<b>1,081.23</b>

I. Rental Income Reconciliation: 3146 Southbridge Street Memphis USA					in USD	Rate:	0.6863	Total
	Jul-19	Aug-19	Sep-19	Oct-19				
Income								-
		<b>P-6 - P-21</b>						-
Expenses								-
<i>Management fee</i>	3,467.25	609.50	92.00	92.00				4,260.75
<i>Repair &amp; Maintenance</i>								-
<i>Miscellaneous</i>								-
Total Expenses	3,467.25	609.50	92.00	92.00				4,260.75
<b>Net Operating</b>	<b>(3,467.25)</b>	<b>(609.50)</b>	<b>(92.00)</b>	<b>(92.00)</b>				<b>(4,260.75)</b>
<b>Previous balance</b>	3,335.05	(132.20)	(741.70)	(833.70)				(2,633.30)
Net Operating	(3,467.25)	(609.50)	(92.00)	(92.00)				(4,260.75)
Owner Draws								-
Owner Contribution				925.70				925.70
Due to Owner								-
<b>Ending balance</b>	<b>(132.20)</b>	<b>(741.70)</b>	<b>(833.70)</b>	<b>-</b>				<b>-</b>
<b>Banked</b>								-
Difference	-	-	-	-				-

	USD	AUD
Total Rental expenses	4,260.75	
Expense paid in advance	(3,100.00)	<b>P-4</b>
<b>Rental expense claim in 2020</b>	<b>1,160.75</b>	<b>1,704.95</b>
Rent receivable 2019	(235.05)	(313.07) <b>P-24</b>
<b>Amount paid</b>	<b>925.70</b>	<b>1,391.88</b> <b>D-8/P-15</b>

**Premier Property Management Group**

134 Timber Creek  
 Cordova, TN 38018  
 ph. (901) 751-7979 fax (901) 591-8305  
 premierpropertymemphis.com



**PREMIER PROPERTY**  
 MANAGEMENT GROUP

**Pauline Velden**  
 33 Brookland Street  
 Beckenham 6107, Wstern Australia

**OWNER STATEMENT**  
 06/01/2019 - 06/30/2019

**Comments**

**Thank you for your business.**

**Portfolio Summary**

*Previous Balance*

\$ 0.00

**Income**

General	\$ 0.00
3146 Southbridge Street	\$ 995.00

**Total Income \$ 995.00**

**Expense**

General	\$ 0.00
3146 Southbridge Street	\$ 759.95

**Total Expense \$ 759.95**

**Other Income**

General	\$ 0.00
3146 Southbridge Street	\$ 0.00

**Total Other Income \$ 0.00**

**Other Expense**

General	\$ 0.00
3146 Southbridge Street	\$ 0.00
<b>Total Other Expense</b>	<b>\$ 0.00</b>

**Owner Contributions** \$ 3,100.00

**Owner Draws** \$ 0.00

**Ending Balance** \$ 3,335.05

**Portfolio Minimum** \$ 0.00

**Due To Owner** \$ 3,335.05

**General Income And Expenses**

**Income**

Type	Description	Comments	Date	
No Items				
				<b>Total Income</b> \$ 0.00

**Expense**

Type	Description	Comments	Date	
No Items				
				<b>Total Expense</b> \$ 0.00

**Other Income**

Type	Description	Comments	Date	
No Items				
				<b>Total Other Income</b> \$ 0.00

**Other Expense**

Type	Description	Comments	Date	
No Items				
				<b>Total Other Expense</b> \$ 0.00



17/06/19 Debit Card Purchase Premier 3481  
 8007040154 Usa Usd 3,100.00 Card No.  
 ~849212 incl. Westpac Foreign Transaction  
 Fee Aud \$135.34 claimed as expenses in 2019 4,646.75

**Owner Contributions**

Type	Description	Comments	Date	
Owner Contribution	Pauline Velden		06/14/2019	\$ 3,100.00
<b>Total Owner Contributions</b>				<b>\$ 3,100.00</b>

**Owner Draws**

Type	Description	Comments	Date	
No Items				
<b>Total Owner Draws</b>				<b>\$ 0.00</b>

**Income And Expenses: 3146 Southbridge Street**

**Income**

Type	Description	Comments	Date	
Security Deposit Forfeit	3146SOUTHBRI:Strahan - Mejia	SECDEP received from liability account.	06/12/2019	\$ 995.00
<b>Total Income</b>				<b>\$ 995.00</b>

**Expense**

Type	Description	Comments	Date	
Security Deposit Refund	3146SOUTHBRI:Strahan - Mejia	Security Deposit Refund to Resident(s)	06/25/2019	\$ 400.00
Repairs-Move Out		Locks- keyed 13 cylinders, 1 lockbox, 1 faux camera. 6.4.19	06/18/2019	\$ 158.70
Repairs-Move Out		HVAC- pulled A/C. 6.5.19	06/18/2019	\$ 201.25
<b>Total Expense</b>				<b>\$ 759.95</b>

**Net Operating Income \$ 235.05**

**Other Income**

Type	Description	Comments	Date	
No Items				
<b>Total Other Income</b>				<b>\$ 0.00</b>

**Other Expense**

Type	Description	Comments	Date
No Items			

---

**Total Other Expense \$ 0.00**

---

**Total Net Income \$ 235.05**

---

**Premier Property Management Group**

134 Timber Creek  
 Cordova, TN 38018  
 ph. (901) 751-7979 fax (901) 591-8305  
 premierpropertymemphis.com



**PREMIER PROPERTY**  
 MANAGEMENT GROUP

**Pauline Velden**  
 33 Brookland Street  
 Beckenham 6107, Wstern Australia

**OWNER STATEMENT**

07/01/2019 - 07/31/2019

**Comments**

**Thank you for your business.**

**Portfolio Summary**

*Previous Balance*

\$ 3,335.05

**Income**

General	\$ 0.00
3146 Southbridge Street	\$ 0.00
<b>Total Income</b>	<b>\$ 0.00</b>

**Expense**

General	\$ 0.00
3146 Southbridge Street	\$ 3,467.25
<b>Total Expense</b>	<b>\$ 3,467.25</b>

**Other Income**

General	\$ 0.00
3146 Southbridge Street	\$ 0.00
<b>Total Other Income</b>	<b>\$ 0.00</b>

**Other Expense**

General	\$ 0.00
3146 Southbridge Street	\$ 0.00
<b>Total Other Expense</b>	<b>\$ 0.00</b>

**Owner Contributions**

\$ 0.00

**Owner Draws**

\$ 0.00

**Ending Balance**

\$ -132.20

**Portfolio Minimum**

\$ 0.00

**Due To Owner**

\$ -132.20

**General Income And Expenses**

**Income**

Type	Description	Comments	Date
------	-------------	----------	------

No Items

**Total Income \$ 0.00**

**Expense**

Type	Description	Comments	Date
------	-------------	----------	------

No Items

**Total Expense \$ 0.00**

**Other Income**

Type	Description	Comments	Date
------	-------------	----------	------

No Items

**Total Other Income \$ 0.00**

**Other Expense**

Type	Description	Comments	Date
------	-------------	----------	------

No Items

**Total Other Expense \$ 0.00**

**Owner Contributions**

Type	Description	Comments	Date	
No Items				
				<b>Total Owner Contributions \$ 0.00</b>

**Owner Draws**

Type	Description	Comments	Date	
No Items				
				<b>Total Owner Draws \$ 0.00</b>

**Income And Expenses: 3146 Southbridge Street**

**Income**

Type	Description	Comments	Date	
No Items				
				<b>Total Income \$ 0.00</b>

**Expense**

Type	Description	Comments	Date	
Repairs-Move Out		Plumbing- replaced kitchen sink sprayer and washer; tightened up pop up assembly on lavatory sink. 6.18.19	07/01/2019	\$ 143.75
Repairs-Move Out		General- move out repairs complete. 6.20.19	07/01/2019	\$ 1,989.50
Repairs-Move Out		Lawn- cut, edge, weedeat, trim bushes and trees, clean up fenceline, remove brush and trash. 6.21.19	07/01/2019	\$ 316.25
Repairs-Move Out		Flooring- carpet clean & stretched. 6.21.19	07/01/2019	\$ 287.50
Repairs-Move Out		Cleaning- full cleaning. 6.19.19	07/01/2019	\$ 92.00
Repairs-Move Out		Pest Control- performed general pest control treatment. 6.17.19	07/01/2019	\$ 74.75

Repairs-Move Out	Cleaning- quick clean 7.5.19	07/16/2019	\$	46.00
Repairs-Move Out	Plumbing- installed new lavatory faucet in hall bathroom and repaired leak underneath sink drain in master bathroom 7.1.19	07/16/2019	\$	402.50
Repairs-Move Out	General- painted security doors, caulked around wood trim and painted under sink 7.4.19	07/16/2019	\$	57.50
Repairs-Move Out	Lawn- cut, edge, weedeat 7.10.19	07/23/2019	\$	46.00
Repairs-Move Out	Cleaning- air fresheners for quick clean 7.10.19	07/23/2019	\$	11.50
			<b>Total Expense</b>	<b>\$ 3,467.25</b>
			<b>Net Operating Income</b>	<b>\$ -3,467.25</b>

**Other Income**

Type	Description	Comments	Date	
No Items				
			<b>Total Other Income</b>	<b>\$ 0.00</b>

**Other Expense**

Type	Description	Comments	Date	
No Items				
			<b>Total Other Expense</b>	<b>\$ 0.00</b>

**Total Net Income \$ -3,467.25**

**Premier Property Management Group**

134 Timber Creek  
 Cordova, TN 38018  
 ph. (901) 751-7979 fax (901) 591-8305  
 premierpropertymemphis.com



**Pauline Velden**  
 33 Brookland Street  
 Beckenham 6107, Wstern Australia

**OWNER STATEMENT**

09/01/2019 - 09/30/2019

**Comments**

**Thank you for your business.**

**Portfolio Summary**

<i>Previous Balance</i>	\$ -741.70
<b>Income</b>	
General	\$ 0.00
3146 Southbridge Street	\$ 0.00
<b>Total Income</b>	<b>\$ 0.00</b>
<b>Expense</b>	
General	\$ 0.00
3146 Southbridge Street	\$ 92.00
<b>Total Expense</b>	<b>\$ 92.00</b>
<b>Other Income</b>	
General	\$ 0.00
3146 Southbridge Street	\$ 0.00
<b>Total Other Income</b>	<b>\$ 0.00</b>

**Other Expense**

General	\$ 0.00
3146 Southbridge Street	\$ 0.00
<b>Total Other Expense</b>	<b>\$ 0.00</b>

**Owner Contributions**

\$ 0.00

**Owner Draws**

\$ 0.00

**Ending Balance**

\$ -833.70

**Portfolio Minimum**

\$ 0.00

**Due To Owner**

\$ -833.70

**General Income And Expenses**

**Income**

Type	Description	Comments	Date	
No Items				
			<b>Total Income</b>	<b>\$ 0.00</b>

**Expense**

Type	Description	Comments	Date	
No Items				
			<b>Total Expense</b>	<b>\$ 0.00</b>

**Other Income**

Type	Description	Comments	Date	
No Items				
			<b>Total Other Income</b>	<b>\$ 0.00</b>

**Other Expense**

Type	Description	Comments	Date	
No Items				
			<b>Total Other Expense</b>	<b>\$ 0.00</b>



**Owner Contributions**

Type	Description	Comments	Date		
No Items					
				<b>Total Owner Contributions</b>	<b>\$ 0.00</b>

**Owner Draws**

Type	Description	Comments	Date		
No Items					
				<b>Total Owner Draws</b>	<b>\$ 0.00</b>

**Income And Expenses: 3146 Southbridge Street****Income**

Type	Description	Comments	Date		
No Items					
				<b>Total Income</b>	<b>\$ 0.00</b>

**Expense**

Type	Description	Comments	Date		
Repairs-Move Out		Lawn- cut, edge, weedeat 9.3.19	09/17/2019	\$	46.00
Repairs-Move Out		Lawn- cut, edge, weedeat 9.11.19	09/24/2019	\$	46.00
				<b>Total Expense</b>	<b>\$ 92.00</b>

**Net Operating Income \$ -92.00****Other Income**

Type	Description	Comments	Date		
No Items					
				<b>Total Other Income</b>	<b>\$ 0.00</b>

**Other Expense**

Type	Description	Comments	Date		
No Items					

---

**Total Other Expense \$ 0.00**

---

**Total Net Income \$ -92.00**

---

**Premier Property Management Group**

134 Timber Creek  
 Cordova, TN 38018  
 ph. (901) 751-7979 fax (901) 591-8305  
 premierpropertymemphis.com



**Pauline Velden**  
 33 Brookland Street  
 Beckenham 6107, Wstern Australia

**OWNER STATEMENT**

10/01/2019 - 10/31/2019

**Comments**

**Thank you for your business.**

**Portfolio Summary**

<i>Previous Balance</i>	\$	-833.70
<b>Income</b>		
General	\$	0.00
3146 Southbridge Street	\$	0.00
	<b>Total Income</b>	<b>\$ 0.00</b>
<b>Expense</b>		
General	\$	0.00
3146 Southbridge Street	\$	92.00
	<b>Total Expense</b>	<b>\$ 92.00</b>
<b>Other Income</b>		
General	\$	0.00
3146 Southbridge Street	\$	0.00
	<b>Total Other Income</b>	<b>\$ 0.00</b>
<b>Other Expense</b>		
General	\$	0.00
3146 Southbridge Street	\$	0.00
	<b>Total Other Expense</b>	<b>\$ 0.00</b>

<b>Owner Contributions</b>	\$ 925.70
<b>Owner Draws</b>	\$ 0.00
<i>Ending Balance</i>	\$ 0.00
<b>Portfolio Minimum</b>	\$ 0.00
<b>Due To Owner</b>	\$ 0.00

**General Income And Expenses**

<b>Income</b>				
Type	Description	Comments	Date	
No Items				
				<b>Total Income \$ 0.00</b>

<b>Expense</b>				
Type	Description	Comments	Date	
No Items				
				<b>Total Expense \$ 0.00</b>

<b>Other Income</b>				
Type	Description	Comments	Date	
No Items				
				<b>Total Other Income \$ 0.00</b>

<b>Other Expense</b>				
Type	Description	Comments	Date	
No Items				
				<b>Total Other Expense \$ 0.00</b>

<b>Owner Contributions</b>				
Type	Description	Comments	Date	
Owner Contribution	Pauline Velden		10/30/2019	\$ 925.70
				<b>Total Owner Contributions \$ 925.70</b>

<b>Owner Draws</b>				
Type	Description	Comments	Date	

No Items

P-16

Total Owner Draws \$ 0.00

**Income And Expenses: 3146 Southbridge Street**

**Income**

Type	Description	Comments	Date		
No Items					
				<b>Total Income</b>	<b>\$ 0.00</b>

**Expense**

Type	Description	Comments	Date		
Repairs-Move Out		Lawn- cut, edge, weedeat 10.2.19	10/15/2019	\$	46.00
Repairs-Move Out		Cleaning- quick clean 10.7.19	10/22/2019	\$	46.00
				<b>Total Expense</b>	<b>\$ 92.00</b>

**Net Operating Income \$ -92.00**

**Other Income**

Type	Description	Comments	Date		
No Items					
				<b>Total Other Income</b>	<b>\$ 0.00</b>

**Other Expense**

Type	Description	Comments	Date		
No Items					
				<b>Total Other Expense</b>	<b>\$ 0.00</b>

**Total Net Income \$ -92.00**

**Premier Property Management Group**

134 Timber Creek  
 Cordova, TN 38018  
 ph. (901) 751-7979 fax (901) 591-8305  
 premierpropertymemphis.com



**PREMIER PROPERTY MANAGEMENT GROUP**

**Pauline Velden**  
 33 Brookland Street  
 Beckenham 6107, Wstern Australia

**OWNER STATEMENT**  
 06/01/2019 - 10/31/2019

**Comments**

Thank you for your business.

**Portfolio Summary**

<i>Previous Balance</i>	\$ 0.00
<b>Income</b>	
General	\$ 0.00
3146 Southbridge Street	\$ 995.00
	<u>          </u>
<b>Total Income</b>	<b>\$ 995.00</b>
<b>Expense</b>	
General	\$ 0.00
3146 Southbridge Street	\$ 5,020.70
	<u>          </u>
<b>Total Expense</b>	<b>\$ 5,020.70</b>
<b>Other Income</b>	
General	\$ 0.00
3146 Southbridge Street	\$ 0.00
	<u>          </u>
<b>Total Other Income</b>	<b>\$ 0.00</b>
<b>Other Expense</b>	
General	\$ 0.00
3146 Southbridge Street	\$ 0.00
	<u>          </u>
<b>Total Other Expense</b>	<b>\$ 0.00</b>

<b>Owner Contributions</b>	<b>\$ 3,100.00</b>
<b>Owner Draws</b>	<b>\$ 0.00</b>
<b>Ending Balance</b>	<b>\$ -925.70</b>
<b>Portfolio Minimum</b>	<b>\$ 0.00</b>
<b>Due To Owner</b>	<b>\$ -925.70</b>

---

**General Income And Expenses**

**Income**

Type	Description	Comments	Date	
No Items				
				<b>Total Income \$ 0.00</b>

**Expense**

Type	Description	Comments	Date	
No Items				
				<b>Total Expense \$ 0.00</b>

**Other Income**

Type	Description	Comments	Date	
No Items				
				<b>Total Other Income \$ 0.00</b>

**Other Expense**

Type	Description	Comments	Date	
No Items				
				<b>Total Other Expense \$ 0.00</b>

**Owner Contributions**

Type	Description	Comments	Date	
Owner Contribution	Pauline Velden		06/14/2019	\$ 3,100.00
				<b>Total Owner Contributions \$ 3,100.00</b>

**Owner Draws**

Type	Description	Comments	Date
------	-------------	----------	------

No Items

Total Owner Draws \$ 0.00

**Income And Expenses: 3146 Southbridge Street**

**Income**

Type	Description	Comments	Date	
Security Deposit Forfeit	3146SOUTHBRI:Strahan - Mejia	SECDEP received from liability account.	06/12/2019	\$ 995.00
<b>Total Income</b>				<b>\$ 995.00</b>

**Expense**

Type	Description	Comments	Date	
Security Deposit Refund	3146SOUTHBRI:Strahan - Mejia	Security Deposit Refund to Resident(s)	06/25/2019	\$ 400.00
Repairs-Move Out		Locks- keyed 13 cylinders, 1 lockbox, 1 faux camera. 6.4.19	06/18/2019	\$ 158.70
Repairs-Move Out		HVAC- pulled A/C. 6.5.19	06/18/2019	\$ 201.25
Repairs-Move Out		Flooring- carpet clean & stretched. 6.21.19	07/01/2019	\$ 287.50
Repairs-Move Out		Cleaning- full cleaning. 6.19.19	07/01/2019	\$ 92.00
Repairs-Move Out		Pest Control- performed general pest control treatment. 6.17.19	07/01/2019	\$ 74.75
Repairs-Move Out		Plumbing- replaced kitchen sink sprayer and washer; tightened up pop up assembly on lavatory sink. 6.18.19	07/01/2019	\$ 143.75
Repairs-Move Out		General- move out repairs complete. 6.20.19	07/01/2019	\$ 1,989.50
Repairs-Move Out		Lawn- cut, edge, weedeat, trim bushes and trees, clean up fenceline, remove brush and trash. 6.21.19	07/01/2019	\$ 316.25
Repairs-Move Out		Plumbing- installed new lavatory faucet in hall bathroom and repaired leak underneath sink drain in master bathroom	07/16/2019	\$ 402.50



7.1.19

Repairs-Move Out	General- painted security doors, caulked around wood trim and painted under sink 7.4.19	07/16/2019	\$	57.50
Repairs-Move Out	Cleaning- quick clean 7.5.19	07/16/2019	\$	46.00
Repairs-Move Out	Cleaning- air fresheners for quick clean 7.10.19	07/23/2019	\$	11.50
Repairs-Move Out	Lawn- cut, edge, weedeat 7.10.19	07/23/2019	\$	46.00
Repairs-Move Out	HVAC -reset AC and repaired aluminum wires in electrical box and repaired cage 7.25.19	08/06/2019	\$	402.50
Repairs-Move Out	HVAC- repaired cage 7.25.19	08/06/2019	\$	115.00
Repairs-Move Out	Lawn - cut, edge, weedeat 7.23.19	08/06/2019	\$	46.00
Repairs-Move Out	Lawn- cut, edge, weedeat 8.15.19	08/27/2019	\$	46.00
Repairs-Move Out	Lawn- cut, edge, weedeat 9.3.19	09/17/2019	\$	46.00
Repairs-Move Out	Lawn- cut, edge, weedeat 9.11.19	09/24/2019	\$	46.00
Repairs-Move Out	Lawn- cut, edge, weedeat 10.2.19	10/15/2019	\$	46.00
Repairs-Move Out	Cleaning- quick clean 10.7.19	10/22/2019	\$	46.00
			<b>Total Expense</b>	<b>\$ 5,020.70</b>

**Net Operating Income** \$ 4,025.70

**Other Income**

Type	Description	Comments	Date	
No Items				
			<b>Total Other Income</b>	<b>\$ 0.00</b>

**Other Expense**

Type	Description	Comments	Date	
No Items				

Total Other Expense \$ 0.00

---

Total Net Income \$ 4,025.70



## CLEAN BILL COLLECTION SCHEDULE OF PAYMENT

DATE OF ADVICE 03 JULY, 2019

WESTPAC BANKING CORPORATION  
 LEVEL 3 68-80 GEORGE STREET PARRAMATTA  
 LOCKED BAG 5100 PARRAMATTA  
 NSW 2124 AUSTRALIA  
 PHONE: 1300 139 152 (OPTION 2)

TO: S & P VELDEN SUPER PTY LTD  
 33 BROOKLAND ST  
 BECKENHAM WA 6107  
 AUSTRALIA

YOUR REFERENCE NUMBER: 007070

THE BELOW MENTIONED COLLECTION HAS BEEN PAID IN TERMS OF YOUR  
 INSTRUCTIONS.

OUR REFERENCE NO: MD4BO293369  
 PAYMENT SEQ. NO: 001  
 ORIGINAL COLLECTION AMOUNT: USD 792.00  
 PAYMENT AMOUNT : USD 792.00  
 DRAWER: PREMIER PROPERTY MANAGEMENT GROUP

	AMOUNT USD	EXCHANGE RATE	AUD AMOUNT
PRINCIPAL	792.00	0.73250	1,081.23
OVERSEAS FEES			
TOTAL AUD			1,081.23

WE HAVE CREDITED YOUR ACCOUNT 036067416558 FOR VALUE 03 JULY,  
 2019 WITH THE TOTAL SPECIFIED ABOVE.

ALL COMMUNICATIONS REGARDING THIS COLLECTION ARE TO BE SENT TO  
 OUR ABOVEMENTIONED ADDRESS QUOTING OUR REF: MD4BO293369

**Foreign items for collection.**

Foreign Items:  Collection  
(Interim Receipt)

036067	F032845	Form No. 6067218
Date/Time		036067:F032845:1037:01

**Customer details.**

Name: S & P VELDIEN SUPER PTY LTD  
Address (No PO Box): 33 BROOKLAND ST  
Home Phone: BECKENHAM WA 6107 AUSTRALIA  
Work/Mobile Phone: 0854386620

Drawer	Date	Serial Number	Details of foreign items Bank Details	Amount
PREMIER PROPERTY MANAGEMENT GROUP	14 May 19	007070	EVOLVE BANK AND TRUST 007070 084106768 1012713481	792.00

<b>Currency</b> (Use a separate form for each currency transaction) USD United States Dollars	Foreign Currency Amount 792.00
Process to my/our Westpac Account No. (or write Foreign Currency A/c No.) Fee to be paid by - Debit another Westpac account	AUD Fee 50.00 <b>Amount due</b> <b>A\$</b> 50.00

**Conditions Relating to the Collection of Foreign Items**

Any foreign exchange rate conversion of the proceeds will be calculated at the buying rate of the day the collection proceeds are credited to your account, which can take approximately 3 to 6 weeks, but is dependent on the processing times of the overseas bank. All items credited are subject to dishonour at any time in the future, even after you withdraw against the proceeds of the item. If the cheque is dishonoured, we will return the value of the cheque (in the original currency) to the overseas bank by debiting your nominated account. Depending on the foreign exchange rate applicable on the day the funds are returned, the amount debited from your account may be greater than the value of the item credited. To the extent permitted by law, we are not liable for any delay or error in presenting your cheque for collection if such delay or error was caused by circumstances beyond our control and not due to any default, misconduct or negligence by us.

**Fees**

Westpac processing fees are printed above on this form. In the event of a dishonour, we may charge you \$35. The other bank may charge additional fees for processing and dishonours. Any fees levied by the other bank in connection with the transaction will be deducted from the proceeds and the net amount will be credited to the above account when the proceeds are received from the drawee bank. If a dishonour occurs, fees will be charged to the account nominated on this form.

**Privacy Notice**

We collect your personal information ("PI"): to process your request; to comply with legal requirements, including anti-money laundering laws; and for our related administrative purposes.

If you do not give us all the PI we require, we may not be able to process your request. We may disclose your PI: to other financial institutions for the purposes of carrying out this request; if you consent to such disclosure, or where the law requires or permits us to do so.

Subject to some exceptions allowed by law you may request access to, or correction of, your PI. To make such a request or to find information about how to make a privacy enquiry or complaint please call us on 13 13 76, go to Westpac.com.au or visit one of our branches.

If you have provided PI about another individual, please ensure that the individual has been made aware of that fact and the contents of this Privacy Notice.

"We", "our", "us" means Westpac Banking Corporation ABN 33 007 457 141. "Westpac Group" means Westpac Banking Corporation and its related bodies corporate.

Customer's signature 

Date

14/16/19

**Check list for office use only:**

Tick  to confirm or provide instructions/details as required

All cheques:	Type of cheque:	<input type="checkbox"/> Pension	Proceeds to Foreign Currency Account:	<input type="checkbox"/> No	Currency type:
		<input type="checkbox"/> Other		<input type="checkbox"/> Yes	
MANDATORY Confirm all cheques are:	Confirm all cheques are:	<input type="checkbox"/> Endorsed	Is the customer dealer managed?	<input type="checkbox"/> No	Dealer Name:
		<input type="checkbox"/> Attached to original form		<input type="checkbox"/> Yes	

**Distribution:**

- Original ► International Department Copy
- Yellow ► Customer Copy
- Blue ► Branch Copy



Rental Income

Client D. BAKERS & ASSOCIATED PTY LTD  
 End Client S & P VELDEN SUPERANNUATION FUND  
 Year 2019

I. Rental Income Reconciliation: 3146 Southbridge Street Memphis USA													in USD	Rate:	0.7508
	Jul-18	Aug-18	Sep-18	Oct-18	Nov-18	Dec-18	Jan-19	Feb-19	Mar-19	Apr-19	May-19	Jun-19	Total		
Income	880.00	880.00	880.00	880.00	880.00	880.00	880.00	880.00	880.00	880.00	880.00	995.00	10,675.00		
Expenses													-		
Management fee	88.00	88.00	88.00	88.00	88.00	88.00	88.00	88.00	88.00	88.00	88.00	400.00	1,368.00		
Repair & Maintenance										1,724.99		359.95	2,084.94		
Miscellaneous													-		
Total Expenses	88.00	88.00	88.00	88.00	88.00	88.00	88.00	88.00	88.00	1,812.99	88.00	759.95	3,452.94		
<b>Net Operating</b>	<b>792.00</b>	<b>792.00</b>	<b>792.00</b>	<b>792.00</b>	<b>792.00</b>	<b>792.00</b>	<b>792.00</b>	<b>792.00</b>	<b>792.00</b>	<b>(932.99)</b>	<b>792.00</b>	<b>235.05</b>	<b>7,222.06</b>		
<b>Previous balance</b>										1,724.99			3,335.05		
Net Operating	792.00	792.00	792.00	792.00	792.00	792.00	792.00	792.00	792.00	(932.99)	792.00	235.05	7,222.06		
Owner Draws	(792.00)	(792.00)	(792.00)	(792.00)	(792.00)	(792.00)	(792.00)	(792.00)	(792.00)	(792.00)	(792.00)		(8,712.00)		
Owner Contribution												3,100.00			
Due to Owner															
<b>Ending balance</b>												<b>3,335.05</b>			
<b>Banked</b>	792.00	792.00	792.00	792.00	792.00	792.00	792.00	792.00	792.00	792.00	792.00		8,712.00		
Difference	-	-	-	-	-	-	-	-	-	-	-	-	-		

	USD	AUD
Net rental income via bank	8,712.00	11,478.77
Net rental income as per Premier Property less 345 OB not taken up last year	8,712.00	
Difference include	-	
<b>Difference should be recorded as Sundry Debtor as not deposited to bank</b>	<b>235.05</b>	<b>313.07</b>
<b>Difference should be recorded as Rent this year as not recorded last year</b>	<b>783.00</b>	965.12
<b>Amount Received</b>	8,164.05	10,873.80
<b>Gross up Expenses</b>	3,452.94	4,599.01
<b>Gross Income</b>	<b>11,616.99</b>	<b>15,425.73</b>

Rent receivable 2019

## Expenses

Client	D. BAKERS & ASSOCIATED PTY LTD
End Client	S & P VELDEN SUPERANNUATION FUND
Year	2020

Date	Narration	Amount	Ref
<b>Accounting fee</b>			
17/07/19	Pymt D.Baker &	180.00	Q-5
30/09/19	Withdrawal-Osko Payment 1273407 Ron Brukwinski Velden - US Tax F	1,100.00	Q-10
14/04/20	D.Baker & Associates Inv 026937 - Velden	298.00	Q-9
08/06/20	D.Baker & Associates	185.00	Q-7
		<b><u>1,763.00</u></b>	
<b>Administration fee</b>			
16/09/19	Payment By Authority To Gps Planning Fee	880.00	Q-13
24/10/19	Payment By Authority To Gps Planning Fee	2,200.00	Q-14
30/06/20	Investment expenses from Care portfolio	1,333.84	Q-12
		<b><u>4,413.84</u></b>	
<b>Filing fee</b>			
14/04/20	Bpay Asic Asic	54.00	Q-15
		<b><u>54.00</u></b>	
<b>Bank fee</b>			
<i>From Westpac #6531</i>			
01/07/19	Monthly Plan Fee	10.00	D-5
01/08/19	Monthly Plan Fee	10.00	D-5
02/09/19	Monthly Plan Fee	10.00	D-5
17/09/19	Account Overdrawn Fee 16-September-2019	15.00	D-5
18/09/19	Account Overdrawn Fee 17-September-2019	15.00	D-6
24/09/19	Account Overdrawn Fee 23-September-2019	15.00	D-6
01/10/19	Monthly Plan Fee	10.00	D-8
01/11/19	Monthly Plan Fee	10.00	D-8
26/11/19	Account Overdrawn Fee 25-November-2019	15.00	D-9
02/12/19	Monthly Plan Fee	10.00	D-9
02/12/19	Fee for Overseas Telegraphic Transfer	20.00	D-9
24/12/19	Account Overdrawn Fee 23-December-2019	15.00	D-9
02/01/20	Monthly Plan Fee	10.00	D-11
03/02/20	Monthly Plan Fee	10.00	D-11
02/03/20	Monthly Plan Fee	10.00	D-11
16/03/20	Direct Entry Debit Dishonoured Fee	5.00	D-11
01/04/20	Monthly Plan Fee	10.00	D-14
01/05/20	Monthly Plan Fee	10.00	D-14
01/06/20	Monthly Plan Fee	10.00	D-14
		<b><u>220.00</u></b>	

## Expenses

Client	D. BAKERS & ASSOCIATED PTY LTD
End Client	S & P VELDEN SUPERANNUATION FUND
Year	2020

Date	Narration	Amount	Ref
<i>From Westpac #6558</i>			
16/07/19	Safe Deposit Box Annual Fee - Inc Gst Auto Fee Charge 6000Sc6133	150.00	D-18
22/11/19	Fee for Overseas Telegraphic Transfer 0172447	12.00	D-25
		<u>162.00</u>	
<b>Total Bank Fee</b>		<u>382.00</u>	
 <b>Insurance</b>			
23/07/19	Payment By Authority To Tal Life Limited	400.08	D-5
23/08/19	Payment By Authority To Tal Life Limited	400.08	D-5
23/09/19	Payment By Authority To Tal Life Limited	400.08	D-6
23/10/19	Payment By Authority To Tal Life Limited	400.08	D-8
25/11/19	Payment By Authority To Tal Life Limited	400.08	D-9
23/12/19	Payment By Authority To Tal Life Limited	400.08	D-9
23/01/20	Payment By Authority To Tal Life Limited	400.08	D-11
24/02/20	Payment By Authority To Tal Life Limited	480.95	D-11
23/03/20	Payment By Authority To Tal Life Limited	480.95	D-11
23/04/20	Payment By Authority To Tal Life Limited	480.95	D-14
25/05/20	Payment By Authority To Tal Life Limited	480.95	D-14
23/06/20	Payment By Authority To Tal Life Limited	480.95	D-14
		<u>5,205.31</u>	Q-19

## Expenses

Client	D. BAKERS & ASSOCIATED PTY LTD
End Client	S & P VELDEN SUPERANNUATION FUND
Year	2020

Date	Narration	Amount	Ref
<b>Interest Paid</b>			
30/09/19	Interest	5.38	D-6
29/11/19	Interest	0.58	D-9
31/12/19	Interest	6.48	D-9
31/01/20	Interest	0.67	D-11
31/03/20	Interest	190.84	D-11
		<b><u>203.95</u></b>	
<b>Property Expenses</b>			
17/07/19	Westpac Foreign Transaction Fee Aud \$1.66	57.27	D-5
19/08/19	Westpac Foreign Transaction Fee Aud \$1.73	59.61	D-5
17/09/19	Westpac Foreign Transaction Fee Aud \$1.7	58.55	D-6
17/09/19	Debit Card Purchase Fedex Australia Belmont Aus Card No.-849212	99.55	D-6
17/09/19	Debit Card Purchase Fedex Australia Belmont Aus Card No.-849212	99.55	D-6
17/10/19	Westpac Foreign Transaction Fee Aud \$1.73	59.55	D-8
18/11/19	Westpac Foreign Transaction Fee Aud \$1.72	59.25	D-8
01/04/20	Westpac Foreign Transaction Fee Aud \$7.05	242.20	Q-26
		<b><u>735.53</u></b>	
20/11/19	Sale property - 3146 Southbridge	1,358.18	F-1
30/06/20	Gross up rental expenses from - 3146 Southbridge Street Memphis	1,704.95	P-1
	<b>Total Property Expenses</b>	<b><u>3,798.66</u></b>	

Q-24 -  
Q-30



**D. BAKER & ASSOCIATES PTY LTD**

Chartered Accountants

A.B.N. 96 099 535 065  
 PO BOX 310  
 MIDLAND, WA 6936  
 Unit 1, 4 Farrall Road, Midvale, WA  
 Phone (08) 9274 6637

S & P VELDEN SUPERANNUATION FUND  
 33 BROOKLAND STREET  
 BECKENHAM WA 6107

**Tax Invoice**

027462

Ref: VEL06

9 July, 2020

will claim once paid

Description	Amount
PROFESSIONAL SERVICES RENDERED RE: <b>S &amp; P VELDEN SELF MANAGED SUPERANNUATION FUND FOR THE YEAR ENDING 30 JUNE 2019</b> PROCESSING OF BANK STATEMENTS AND ACCOUNTING RECORDS PREPARATION OF FINANCIAL STATEMENTS CONSISTING OF BALANCE SHEET, PROFIT AND LOSS, NOTES AND MEMBERS LOAN ACCOUNTS PREPARATION OF THE INCOME TAX RETURN FOR THE FUND FOR THE YEAR ENDED <b>30 JUNE 2019</b> ELECTRONIC LODGEMENT OF INCOME TAX RETURN. ATTENDANCE TO THE STATUTORY REQUIREMENTS OF THE FUND IN WAY OF TRUSTEE MINUTES, RESOLUTIONS AND MEMBER STATEMENTS. LIAISON WITH TRUSTEES IN REGARDS TO COMPLIANCE ISSUES. <b>LIAISONS WITH THE AUDITOR REGARDING YEAR END AUDIT.</b> LIABILITY LIMITED BY A SCHEME APPROVED UNDER PROFESSIONAL STANDARDS LEGISLATION *	2,500.00
<b>Terms: Seven Days From</b> <b>Date Of Invoice</b> <small>The Amount Due includes GST of \$227.27</small> <small>* indicates taxable supply</small>	<b>Amount Due: \$ 2,500.00</b>

Please detach the portion below and forward with your payment

**Remittance Advice**

S &amp; P VELDEN SUPERANNUATION FUND

Invoice: 027462

Ref: VEL06

9 July, 2020

Cheque

Mastercard

Visa

Amount Due: \$ 2,500.00

Card Number

--	--	--	--	--	--	--	--	--	--	--	--	--	--	--	--	--	--	--	--

Cardholder .....

Signature .....

Expiry Date .....

**PAYMENT CAN BE MADE DIRECTLY TO OUR BANK**

BSB 06 6115 Account 1038 7658 D.Baker &amp; Associates Pty Ltd

**D. BAKER & ASSOCIATES PTY LTD**

Chartered Accountants

A.B.N. 96 099 535 065  
 PO BOX 310  
 MIDLAND, WA 6936  
 Unit 1, 4 Farrall Road, Midvale, WA  
 Phone (08) 9274 6637

S & P VELDEN SUPER PTY LTD  
 33 BROOKLAND STREET  
 BECKENHAM WA 6107

**Statement**

Ref: VEL05  
 As at 30 June, 2020

Date	Description	Debit	Credit
01/07/2019	Balance Brought Forward	180.00	
19/07/2019	Receipt 027115 Applied Against Invoice 026013		180.00
18/03/2020	Invoice 026937 Issued	298.00	
11/04/2020	Receipt 028138 Applied Against Invoice 026937		298.00
04/06/2020	Invoice 027328 Issued	185.00	
09/06/2020	Receipt 028405 Applied Against Invoice 027328		185.00
<b>120+ Days</b> 0.00	<b>90 Days</b> 0.00	<b>60 Days</b> 0.00	<b>30 Days</b> 0.00
<b>Current</b> 0.00	<b>Amount Due:</b>		
<b>Terms: Seven Days From Date Of Invoice</b>			

Please detach the portion below and forward with your payment

**Remittance Advice**

S &amp; P VELDEN SUPER PTY LTD

ALL CREDIT CARD PAYMENTS attract a 1.25% charge

Ref: VEL05  
 As at 30 June, 2020

Cheque      Mastercard      Visa

Amount Due:

Card Number

--	--	--	--	--	--	--	--	--	--	--	--	--	--	--	--	--	--	--	--

Cardholder .....

Signature .....

Expiry Date .....

**PAYMENT CAN BE MADE DIRECTLY TO OUR BANK**

BSB 06 6115 Account 1038 7658 D.Baker &amp; Associates Pty Ltd

RONALD J BRUKWINSKI, EA, CPA, CTA  
14 ANACAPRI ROAD  
HILLARYS, WA 6025  
AUSTRALIA  
Ph :011 618 9403 2682  
Mob: 0434 546 774  
E-mail ronb44@bigpond.com

October 11, 2020

2021FY

S and P Velden Pty Ltd  
33 Brookland Street  
Beckenham, Western Australia, 6107  
Australia

Statement of Charges for Services Rendered :

Tax Consulting and follow-up on various tax related issues.

2020 Form 1120-F U.S. Income Tax Return of a Foreign Corporation  
With all applicable schedules

2020 Form F-1120A Florida Corporate Tax Return

Fee for Services Rendered \$ 1,200.00

Balance is payable ten (10) days from the date of this invoice.

P&N Bank Account  
RJ & CA Brukwinski  
BSB # 806=015  
A/C # 01970399

*Paid  
12/10/20*

**D. BAKER & ASSOCIATES PTY LTD**

**Chartered Accountants**

A.B.N. 96 099 535 065  
 PO BOX 310  
 MIDLAND, WA 6936  
 Unit 1, 4 Farrall Road, Midvale, WA  
 Phone (08) 9274 6637

S & P VELDEN SUPER PTY LTD  
 33 BROOKLAND STREET  
 BECKENHAM WA 6107

**Tax Invoice**  
 027328  
 Ref: VEL05  
 4 June, 2020

Description	Amount
PROFESSIONAL SERVICES RENDERED RE:  ANNUAL ADMINISTRATION FEE FOR MAINTAINING OF REGISTERED OFFICE, SHARE REGISTER, PREPARATION OF YEAR END DIRECTOR'S RESOLUTION MINUTE AND ANNUAL GENERAL MEETING MINUTE  FOR THE PERIOD 1 JULY 2019 TO 30 JUNE 2020  <u>PLEASE NOTE INVOICE NO WHEN PAYING DIRECT</u>  LIABILITY LIMITED BY A SCHEME APPROVED UNDER PROFESSIONAL STANDARDS LEGISLATION *	185.00
<b>Terms: Seven Days From Date Of Invoice</b> <small>The Amount Due includes GST of \$16.82                      * indicates taxable supply</small>	<b>Amount Due: \$ 185.00</b>

*Paid 8/6*

*Please detach the portion below and forward with your payment*

Remittance Advice	
S & P VELDEN SUPER PTY LTD	Invoice: 027328 Ref: VEL05 4 June, 2020
Cheque <input type="checkbox"/> Mastercard <input type="checkbox"/> Visa <input type="checkbox"/>	Amount Due: \$ 185.00
Card Number	<input type="text"/> <input type="text"/> <input type="text"/> <input type="text"/> <input type="text"/> <input type="text"/> <input type="text"/> <input type="text"/> <input type="text"/> <input type="text"/> <input type="text"/> <input type="text"/> <input type="text"/> <input type="text"/> <input type="text"/> <input type="text"/> <input type="text"/> <input type="text"/> <input type="text"/> <input type="text"/>
Cardholder .....	Signature ..... Expiry Date .....
<b>PAYMENT CAN BE MADE DIRECTLY TO OUR BANK</b>	
BSB 06 6115 Account 1038 7658 D.Baker & Associates Pty Ltd	

Liability limited by a scheme approved under Professional Standards Legislation

**D. BAKER & ASSOCIATES PTY LTD**

Chartered Accountants · Tax Agents

**ABN: 96 099 535 065**  
**Director: Farrell Mosbach**Unit 1, 4 Farrall Road  
MIDVALE WA 6056PO Box 310  
MIDLAND WA 6936  
**Ph: (08) 9274 6637 Fax: (08) 9250 1804**  
Email: farrell.m@dbaker.com.au

18 March 2020

FM:SR

S & P Velden Super Pty Ltd  
33 Brookland Street  
BECKENHAM WA 6107

Dear Stephen &amp; Pauline

Company Annual Return

Enclosed find:

- Company Statement;
- Minute;
- ASIC invoice for **\$54.00**; and
- Our invoice for **\$298.00** for the attendance to various statutory requirements.

**Please review the Company Statement and advise us urgently if any changes are required to the particulars on the Company Statement.**

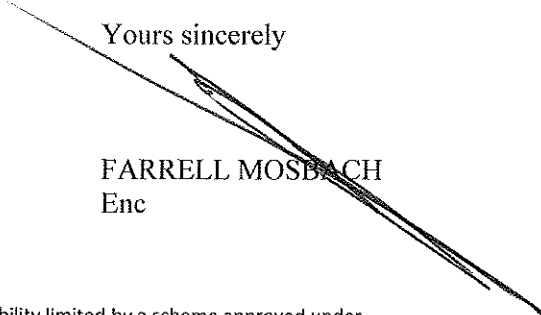
Kindly also sign the attached Minute and Company Statement and return to our offices for filing on your corporate register together with your payment of invoice in the amount of \$298.00.

Please ensure ASIC's invoice is paid directly to them either by cheque, BPay or at Australia Post by the due date **10 May 2020**.

Please note that late payment penalties will be imposed by ASIC if payment is made late. ASIC also requires us to notify them within 28 days of any changes to the particulars on the Company Statement. Please therefore review the Statement carefully and advise us of any changes.

Please do not hesitate to contact us should you have any queries in regard to the Company Statement.

Yours sincerely

  
FARRELL MOSBACH  
Enc

# D. BAKER & ASSOCIATES PTY LTD

Chartered Accountants

A.B.N. 96 099 535 065  
 PO BOX 310  
 MIDLAND, WA 6936  
 Unit 1, 4 Farrall Road, Midvale, WA  
 Phone (08) 9274 6637

S & P VELDEN SUPER PTY LTD  
 33 BROOKLAND STREET  
 BECKENHAM WA 6107

**Tax Invoice**  
 026937  
 Ref: VEL05  
 18 March, 2020

Description	Amount
<p>PROFESSIONAL SERVICES RENDERED RE:</p> <p>ANNUAL FEE IN REGARD TO PREPARATION OF SOLVENCY MINUTE, PREPARATION OF YEAR END ANNUAL GENERAL MEETING AND DIRECTORS MINUTES, AGREEING COMPANY STATEMENT TO COMPANY REGISTER, ADVISING ASIC OF ANY CHANGES WHERE NECESSARY, UPDATING OF COMPANY REGISTER, CORRESPONDENCE WITH ASIC IN REGARD TO ANNUAL STATEMENT.</p> <p>THANK YOU FOR YOUR BUSINESS.</p> <p>*</p> <p style="text-align: right; font-size: 2em; font-family: cursive;">Paid 10/4/20</p>	<p>298.00</p>
<p><b>Terms: Seven Days From</b>  <b>Date Of Invoice</b></p> <p><small>The Amount Due includes GST of \$27.09</small></p> <p>* indicates taxable supply</p>	<p><b>Amount Due: \$ 298.00</b></p>

*Please detach the portion below and forward with your payment*

Remittance Advice		
S & P VELDEN SUPER PTY LTD		Invoice: 026937 Ref: VEL05 18 March, 2020
Cheque <input type="checkbox"/> Mastercard <input type="checkbox"/> Visa <input type="checkbox"/>	Amount Due: \$ 298.00	
Card Number	<input type="text"/> <input type="text"/> <input type="text"/> <input type="text"/> <input type="text"/> <input type="text"/> <input type="text"/> <input type="text"/> <input type="text"/> <input type="text"/> <input type="text"/> <input type="text"/> <input type="text"/> <input type="text"/> <input type="text"/>	
Cardholder .....	Signature .....	Expiry Date .....
<b>PAYMENT CAN BE MADE DIRECTLY TO OUR BANK</b>		
BSB 06 6115    Account 1038 7658    D.Baker & Associates Pty Ltd		

RONALD J BRUKWINSKI, EA, CPA, CTA  
14 ANACAPRI ROAD  
HILLARYS, WA 6025  
AUSTRALIA  
Ph :011 618 9403 2682  
Mob: 0434 546 774  
E-mail ronb44@bigpond.com

September 14, 2019

S and P Velden Pty Ltd  
33 Brookland Street  
Beckenham, Western Australia, 6107  
Australia

Statement of Charges for Services Rendered:

Tax Consulting and follow-up on various tax related issues.

2019 Form 1120-F U.S. Income Tax Return of a Foreign Corporation  
With all applicable schedules

2019 Form F-1120 A Florida Corporate Tax return

Fee for Services Rendered \$ 1,100.00

Balance is payable ten (10) days from the date of this invoice.

P&N Bank Account  
RJ & CA Brukwinski  
BSB # 806-015  
A/C # 01970398

## 07 Expenses Schedule

Source	Managed Portfolio	Type	Date Paid	Deductible Amount (\$)	GST (\$)	Non-Deductible Amount (\$)	GST (\$)
Buy OMF0009AU - Transaction Fee		Transaction Fee	1/07/2019	0.30	0.03	0.00	0.00
Licensee Fee Jun 2019 - GPS Wealth Ltd		Licensee Fees	2/07/2019	7.09	0.17	0.00	0.00
Portfolio Service Fees Jun 2019 - Hub24		Portfolio Service Fees	2/07/2019	60.84	2.37	0.00	0.00
Investment Management Fee Jun 2019 - CARE Core Balanced Portfolio		Investment Management Fee	2/07/2019	20.56	0.51	0.00	0.00
Licensee Fee Jul 2019 - GPS Wealth Ltd		Licensee Fees	6/08/2019	7.53	0.18	0.00	0.00
Portfolio Service Fees Jul 2019 - Hub24		Portfolio Service Fees	6/08/2019	65.98	2.56	0.00	0.00
Investment Management Fee Jul 2019 - CARE Core Balanced Portfolio		Investment Management Fee	6/08/2019	21.53	0.52	0.00	0.00
Licensee Fee Aug 2019 - GPS Wealth Ltd		Licensee Fees	5/09/2019	7.38	0.18	0.00	0.00
Portfolio Service Fees Aug 2019 - Hub24		Portfolio Service Fees	5/09/2019	65.66	2.55	0.00	0.00
Investment Management Fee Aug 2019 - CARE Core Balanced Portfolio		Investment Management Fee	5/09/2019	21.28	0.52	0.00	0.00
Expense Recovery 18/19		Portfolio Service Fees	30/09/2019	11.63	0.28	0.00	0.00
Licensee Fee Sep 2019 - GPS Wealth Ltd		Licensee Fees	4/10/2019	7.17	0.17	0.00	0.00
Portfolio Service Fees Sep 2019 - Hub24		Portfolio Service Fees	4/10/2019	63.60	2.46	0.00	0.00
Investment Management Fee Sep 2019 - CARE Core Balanced Portfolio		Investment Management Fee	4/10/2019	20.90	0.51	0.00	0.00
Licensee Fee Oct 2019 - GPS Wealth Ltd		Licensee Fees	6/11/2019	7.27	0.18	0.00	0.00
Portfolio Service Fees Oct 2019 - Hub24		Portfolio Service Fees	6/11/2019	65.45	2.55	0.00	0.00
Investment Management Fee Oct 2019 - CARE Core Balanced Portfolio		Investment Management Fee	6/11/2019	21.54	0.52	0.00	0.00
Licensee Fee Nov 2019 - GPS Wealth Ltd		Licensee Fees	6/12/2019	7.04	0.17	0.00	0.00
Portfolio Service Fees Nov 2019 - Hub24		Portfolio Service Fees	6/12/2019	63.35	2.46	0.00	0.00
Investment Management Fee Nov 2019 - CARE Core Balanced Portfolio		Investment Management Fee	6/12/2019	21.10	0.52	0.00	0.00
Licensee Fee Dec 2019 - GPS Wealth Ltd		Licensee Fees	7/01/2020	7.16	0.17	0.00	0.00
Portfolio Service Fees Dec 2019 - Hub24		Portfolio Service Fees	7/01/2020	65.24	2.55	0.00	0.00
Investment Management Fee Dec 2019 - CARE Core Balanced Portfolio		Investment Management Fee	7/01/2020	21.95	0.53	0.00	0.00
Licensee Fee Jan 2020 - GPS Wealth Ltd		Licensee Fees	6/02/2020	7.31	0.18	0.00	0.00
Portfolio Service Fees Jan 2020 - Hub24		Portfolio Service Fees	6/02/2020	65.54	2.55	0.00	0.00
Investment Management Fee Jan 2020 - CARE Core Balanced Portfolio		Investment Management Fee	6/02/2020	22.25	0.54	0.00	0.00
Licensee Fee Feb 2020 - GPS Wealth Ltd		Licensee Fees	5/03/2020	6.89	0.17	0.00	0.00




## 07 Expenses Schedule

Source	Managed Portfolio	Type	Date Paid	Deductible Amount (\$)	GST (\$)	Non-Deductible Amount (\$)	GST (\$)
Portfolio Service Fees Feb 2020 - Hub24		Portfolio Service Fees	5/03/2020	61.41	2.39	0.00	0.00
Investment Management Fee Feb 2020 - CARE Core Balanced Portfolio		Investment Management Fee	5/03/2020	20.95	0.51	0.00	0.00
Buy HOW0052AU - Transaction Fee		Transaction Fee	11/03/2020	2.17	0.05	0.00	0.00
Buy OMF0009AU - Transaction Fee		Transaction Fee	13/03/2020	1.86	0.04	0.00	0.00
Buy HOW0052AU - Transaction Fee		Transaction Fee	25/03/2020	20.50	0.50	0.00	0.00
Buy OMF0009AU - Transaction Fee		Transaction Fee	26/03/2020	20.50	0.50	0.00	0.00
Licensee Fee Mar 2020 - GPS Wealth Ltd		Licensee Fees	6/04/2020	12.02	0.29	0.00	0.00
Portfolio Service Fees Mar 2020 - Hub24		Portfolio Service Fees	6/04/2020	75.02	2.78	0.00	0.00
Investment Management Fee Mar 2020 - CARE Core Balanced Portfolio		Investment Management Fee	6/04/2020	34.63	0.85	0.00	0.00
Sell OMF0009AU - Transaction Fee		Transaction Fee	7/04/2020	1.95	0.05	0.00	0.00
Sell HOW0052AU - Transaction Fee		Transaction Fee	8/04/2020	5.46	0.13	0.00	0.00
Licensee Fee Apr 2020 - GPS Wealth Ltd		Licensee Fees	5/05/2020	15.58	0.38	0.00	0.00
Portfolio Service Fees Apr 2020 - Hub24		Portfolio Service Fees	5/05/2020	80.52	2.88	0.00	0.00
Investment Management Fee Apr 2020 - CARE Core Balanced Portfolio		Investment Management Fee	5/05/2020	56.02	1.37	0.00	0.00
Licensee Fee May 2020 - GPS Wealth Ltd		Licensee Fees	4/06/2020	16.39	0.40	0.00	0.00
Portfolio Service Fees May 2020 - Hub24		Portfolio Service Fees	4/06/2020	83.81	3.00	0.00	0.00
Investment Management Fee May 2020 - CARE Core Balanced Portfolio		Investment Management Fee	4/06/2020	59.05	1.44	0.00	0.00
Buy OMF0009AU - Transaction Fee		Transaction Fee	9/06/2020	2.42	0.06	0.00	0.00
Sell HOW0052AU - Transaction Fee		Transaction Fee	9/06/2020	0.04	0.00	0.00	0.00
<b>Total</b>				<b>1,333.84</b>	<b>43.72</b>	<b>0.00</b>	<b>0.00</b>

Note 1: Refer to the Statement of Advice (SOA) and/or Financial Services Guide (FSG) of your Adviser for details of fees payable to your Adviser and/or Dealer Group. Most fees charged to your account are assumed to be deductible for tax purposes – however we assume the contribution fee is not deductible. You should check your individual circumstances with your tax adviser.

## Prestige Portfolios Pty Ltd



Prestige Portfolios Pty Ltd

ABN 48 153 307 487

15 Washington Terrace, CANNING VALE WA 6155

P : 0435 210 194

corne@prestigeportfolios.com.au

## TAX INVOICE

S &amp; P Velden Super Pty Ltd

Att : Pauline Velden

33 Brookland Street

Beckanham, WA, 6107

Invoice Number:

1933

Issue Date

13/09/2019

Total Amount Due

\$ 880.00

## SUMMARY OF CHARGES

Statement of Advice


Description	GST	Total
Statement of Advice preparation fee	\$80.00	\$ 880.00
<b>TOTAL</b>		<b>\$880.00</b>

**ADVISER NAME:** Corné Wilbers – Prestige Portfolios Pty Ltd

**Please note :** This invoice is payable within 7 days of Issue date.

## PAYMENT METHODS

- Direct Debit** – Please complete the direct debit section and sign the enclosed Account Pay form. Please return your completed form to this office. NOTE: Fees apply to Direct Debit transactions.
- Cheque** - Please make cheque payable to: **“GPS WEALTH LTD”** and forward to this office. Under no circumstances should a cheque be made payable to the adviser or this office.
- Credit Card** – Please complete the credit card section and sign the enclosed Account Pay form. NOTE: Fees may apply to Credit Card transactions.



## TAX INVOICE

S & P Velden SMSF  
 Att : Pauline Velden  
 33 Brookland Street  
 Beckenham, WA, 6107

Invoice Number:

1941

Issue Date

23/10/2019

Total Amount Due

\$ 2,200.00

Description of service	GST	Total
Ongoing financial advice to maximise current and future income	\$ 200.00	\$2,200.00
<b>TOTAL</b>		<b>\$ 2,200.00</b>

**ADVISER NAME:** Corné Wilbers – Prestige Portfolios Pty Ltd

**Please note :** This invoice is payable within 7 days of Issue date.

### PAYMENT METHODS

- Direct Debit** – Please complete the direct debit section and sign the enclosed Account Pay form.
- Cheque** - Please make cheque payable to: **"GPS WEALTH LTD"** and forward to this office. Under no circumstances should a cheque be made payable to the adviser or this office.
- Credit Card** – Please complete the credit card section and sign the enclosed Account Pay form. NOTE: Fees apply to transactions.

*Paid  
24/10/19*



**ASIC**  
Australian Securities & Investments Commission

ABN 86 768 265 615

**Inquiries**  
www.asic.gov.au/invoices  
1300 300 630

S & P VELDEN SUPER PTY LTD  
D. BAKER & ASSOCIATES PTY LTD  
PO BOX 310  
MIDLAND DC WA 6936

**INVOICE STATEMENT**

Issue date 10 Mar 20

**S & P VELDEN SUPER PTY LTD**

ACN 149 795 513

Account No. 22 149795513

**Summary**

Opening Balance	\$0.00
New items	\$54.00
Payments & credits	\$0.00
<b>TOTAL DUE</b>	<b>\$54.00</b>

- Amounts are not subject to GST. (Treasurer's determination - exempt taxes, fees and charges).
- Payment of your annual review fee will maintain your registration as an Australian company.

*Transaction details are listed on the back of this page*

*paid  
10/4/20*

**Please pay**

Immediately	<b>\$0.00</b>
By 10 May 20	<b>\$54.00</b>

*If you have already paid please ignore this invoice statement.*

- Late fees will apply if you do NOT
  - tell us about a change during the period that the law allows
  - bring your company or scheme details up to date within 28 days of the date of issue of the annual statement, or
  - pay your review fee within 2 months of the annual review date.
- Information on late fee amounts can be found on the ASIC website.



**ASIC**  
Australian Securities & Investments Commission

**PAYMENT SLIP**  
S & P VELDEN SUPER PTY LTD

ACN 149 795 513      Account No: 22 149795513



22 149795513

<b>TOTAL DUE</b>	<b>\$54.00</b>
Immediately	<b>\$0.00</b>
By 10 May 20	<b>\$54.00</b>

*Payment options are listed on the back of this payment slip*

<b>B</b> PAY	Billor Code: 17301
	Ref: 2291497955131



\*814 129 0002291497955131 33

**Transaction details:**

page 2 of 2

	<b>Transactions for this period</b>	<b>ASIC reference</b>	<b>\$ Amount</b>
2020-03-10	Annual Review - Special Purpose Pty Co	3X3630305480P A	\$54.00
	<b>Outstanding transactions</b>		
2020-03-10	Annual Review - Special Purpose Pty Co	3X3630305480P A	\$54.00

## PAYMENT OPTIONS



Billpay Code: 8929  
Ref: 2291 4979 5513 133

**Australia Post**

Present this payment slip. Pay by cash, cheque or EFTPOS

**Phone**

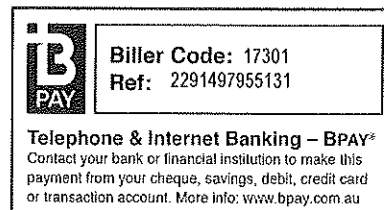
Call 13 18 16 to pay by Mastercard or Visa

**On-line**

Go to [postbillpay.com.au](http://postbillpay.com.au) to pay by Mastercard or Visa

**Mail**

Mail this payment slip and cheque (do not staple) to ASIC,  
Locked Bag 5000, Gippsland Mail Centre VIC 3841



## SUPER AUDITS

TAX INVOICE

**Supplier:** Super Audits

**Auditor:** A.W. Boys  
SMSF Auditor Number (SAN) 100014140  
Registered Company Auditor (67793)

**Address:** Box 3376  
Rundle Mall 5000

**ABN:** 20 461 503 652

**Services:** Auditing

**Date:** 3 August 2020 will claim once paid

**Recipient:** S & P Velden Superannuation Fund

**Address:** C/- PO Box 310, MIDLAND WA 6936

Description of Services

Statutory audit of the S & P Velden Superannuation Fund for the financial year ending 30 June 2019.

**Fee:** \$450.00

**GST:** \$45.00

**Total:** \$495.00

Payment can be made with a cheque payable to Super Audits postal address being Box 3376 Rundle Mall 5000 or alternatively an EFT can be made BSB 015-056 Account No. 387392386.

25th September 2020

S & P Velden Super Fund  
33 Brookland Street  
BECKENHAM WA 6107

Dear Trustee

**2020 Annual Statement Insurance through Superannuation  
Policy number: 1670139**

We're pleased to provide an update about your policy for the year ended 30 June 2020.

Your Annual Statement contains a summary of your policy and details of your insurance benefits. This statement is for general information only and does not constitute an annual statement for the purposes of Section 1017D of the *Corporations Act 2001 (Cth)*.

**Important**

Please note that this statement outlines details of your insurance through superannuation only.

**Are your contact details up to date?**

The email address we have on file for you is velden@primus.com.au. If your email or any other contact details have changed, please let us know and we'll update them for you.

**More information**

If you have any questions or would like more information, please contact your financial adviser Corne Wilbers by phone on 894554824 or by email to corne@prestigeportfolios.com.au. You can also get in touch with us directly by phone on 1300 209 088 or by email to customerservice@tal.com.au.

Thank you for choosing TAL for your insurance needs.

Yours sincerely

TAL Customer Service

**TAL Life Limited**

ABN 70 050 109 450 | AFSL 237848  
GPO Box 5380, Sydney NSW 2001  
Level 16, 363 George Street  
Sydney NSW 2000

**Customer Service**  
P 1300 209 088  
F 1300 351 133  
E customerservice@tal.com.au

W tal.com.au

## Superannuation

### Annual Statement

1 July 2019 to 30 June 2020

Life Insured	: Pauline Helen Velden	Commencement date	: 23/02/2017
Policy number	: 1670139		
Adviser	: Corne Wilbers		
Adviser number	: 88983		
Policy Owner	: S & P Velden Super Fund		
Issuer	: TAL Life Limited		
AFSL	: 237848	ABN	: 70 050 109 450

### Insurance Benefits as at 30 June 2020

Pauline Helen Velden's Benefits	\$
Death Sum Insured	1329709.42

### Summary

	\$
Withdrawal Value as at 01/07/2019	0.00
Total Premiums and Rollovers	5205.31
Total Insurance Premiums	( 5205.31 )
Withdrawal Value as at 30/06/2020	0.00
Total Policy Fees (included in total insurance premiums paid)	94.80

#### TAL Life Limited

ABN 70 050 109 450 | AFSL 237848  
 GPO Box 5380, Sydney NSW 2001  
 Level 16, 363 George Street  
 Sydney NSW 2000

**Customer Service**  
 P 1300 209 088  
 F 1300 351 133  
 E customerservice@tal.com.au

W tal.com.au



**Superannuation****Annual Statement**

Life Insured : Pauline Helen Velden

Policy number : 1670139

**Transaction listing**

<b>Date</b>	<b>Transaction</b>	<b>Amount</b> \$
23/07/2019	Premium	400.08
23/08/2019	Premium	400.08
23/09/2019	Premium	400.08
23/10/2019	Premium	400.08
25/11/2019	Premium	400.08
23/12/2019	Premium	400.08
23/01/2020	Premium	400.08
24/02/2020	Premium	480.95
23/03/2020	Premium	480.95
23/04/2020	Premium	480.95
25/05/2020	Premium	480.95
23/06/2020	Premium	480.95
23/07/2019	Insurance Premium	( 400.08 )
23/08/2019	Insurance Premium	( 400.08 )
23/09/2019	Insurance Premium	( 400.08 )
23/10/2019	Insurance Premium	( 400.08 )
25/11/2019	Insurance Premium	( 400.08 )
23/12/2019	Insurance Premium	( 400.08 )
23/01/2020	Insurance Premium	( 400.08 )
24/02/2020	Insurance Premium	( 480.95 )
23/03/2020	Insurance Premium	( 480.95 )
23/04/2020	Insurance Premium	( 480.95 )
25/05/2020	Insurance Premium	( 480.95 )
23/06/2020	Insurance Premium	( 480.95 )

## **Important information**

This statement has been prepared by TAL Life Limited, ABN 70 050 109 450 (TAL). It outlines the value of the benefits that your insurance provided as at 30 June 2020 and the transactions that occurred during the prior twelve month period. This statement is for information purposes and should be read in conjunction with the disclosure documents you received when you commenced this insurance.

TAL has taken reasonable care in preparing this statement but reserves the right to make amendments in the event of an error. The information contained within this statement is of a general nature only and does not take into account your particular objectives, financial situation and needs. You should obtain appropriate independent financial and tax advice and read the Product Disclosure Statement (or, if applicable, other disclosure documents) before making a decision about your insurance.

### **Your insurance benefits**

TAL allows you the flexibility to alter your insurance benefits as your personal circumstances change. You should seek advice from your financial adviser about the appropriate level of insurance cover for your individual circumstances.

### **Assets of the fund**

Under superannuation law you should be aware that assets of the self-managed superannuation fund (SMSF) remain the responsibility of the trustee of the SMSF and should be kept separate from your personal assets.

We act on instructions from the trustee of your SMSF in relation to the life risk policies insured.

### **Additional explanation of policy fees and costs**

For full details on the fees, expenses and charges applicable to your insurance cover, please refer to the disclosure documents.

### **Withdrawal value**

This statement relates to your life insurance which does not acquire a withdrawal value. If you terminate this insurance at any time (when you are not eligible to make a claim) no cash value will be payable.

### **Complaints**

If you have a complaint related to your insurance, you can contact us by email [CustomerResolutionTeam@tal.com.au](mailto:CustomerResolutionTeam@tal.com.au), phone on 1300 209 088, in writing to Complaints Department, TAL Life Limited, GPO Box 5380, Sydney NSW 2001 or online at [www.tal.com.au/Contact-TAL](http://www.tal.com.au/Contact-TAL).

We will attempt to resolve your complaint within 45 days of the date it is received by us. If we are unable to resolve your complaint within that period, we will inform you of the reasons for the delay and let you know when we expect to provide a response to your complaint.

**Australian Financial Complaints Authority**

If an issue has not been resolved to your satisfaction, you can lodge a complaint with the Australian Financial Complaints Authority, (AFCA). AFCA provides fair and independent financial services complaint resolution that is free to consumers.

Website: [www.afca.org.au](http://www.afca.org.au)

Email: [info@afca.org.au](mailto:info@afca.org.au)

Telephone: 1800 931 678 (free call)

In writing to: Australian Financial Complaints Authority, GPO Box 3, Melbourne VIC 3001

Time limits may apply to complaints to AFCA. You may wish to consult the AFCA website or contact AFCA directly to find out if there is a time limit on lodging a complaint with AFCA.

**Your privacy**

In this section, the words 'we' and 'our' refer to both TAL and the Trustee.

The way in which we collect, secure, hold, use and disclose personal and sensitive information (your information) is explained in our privacy policies. These policies can be obtained online at [www.tal.com.au/privacy-policy](http://www.tal.com.au/privacy-policy) (all policies) and [www.mercer.com.au/privacy.html](http://www.mercer.com.au/privacy.html) (TAL Super policies only) or by contacting us.

If you have any questions about the way in which your information is managed, or would like a paper copy of our privacy policies, please contact us by phone on 1300 209 088 or by email to [customerservice@tal.com.au](mailto:customerservice@tal.com.au).

**Contacting TAL**

If you have any questions or would like more information about your TAL product, you can contact us by phone on 1300 209 088 or by email to [customerservice@tal.com.au](mailto:customerservice@tal.com.au). You can also write to us at TAL Life Limited, GPO Box 5380 Sydney NSW 2001.

If you have a question specific to your individual circumstances, please contact your financial adviser. If you do not have a financial adviser, please call us and we'll put you in touch with one.

# *State of Florida*

## *Department of State*

I certify from the records of this office that STEPHEN VELDEN, LLC is a limited liability company organized under the laws of the State of Florida, filed on July 12, 2011, effective July 8, 2011.

The document number of this limited liability company is L11000079787.

I further certify that said limited liability company has paid all fees due this office through December 31, 2020, that its most recent annual report was filed on March 30, 2020, and that its status is active.

*Given under my hand and the  
Great Seal of the State of Florida  
at Tallahassee, the Capital, this  
the Thirtieth day of March, 2020*



*Ronald R. DeSantis*  
Secretary of State

Tracking Number: 1429027413CC

To authenticate this certificate, visit the following site, enter this number, and then follow the instructions displayed.

<https://services.sunbiz.org/Filings/CertificateOfStatus/CertificateAuthentication>

## Westpac Business One Acc 6531

Date	Narration	Amount	USD		
17/07/19	Westpac Foreign Transaction Fee Aud \$1.66	57.27		INSURANCE - NO COPY	
19/08/19	Westpac Foreign Transaction Fee Aud \$1.73	59.61		AUGUST 2019 INSURANCE INVOICE	
17/09/19	Westpac Foreign Transaction Fee Aud \$1.7	58.55		SEPTEMBER 2019 INSURANCE INVOICE	
17/09/19	Debit Card Purchase Fedex Australia Belmont Aus Card No.~849212	99.55		COURIER TO IRS - DIFFERENT LOCATIONS	COPIES OF RECEIPTS WERE ON FILE
17/09/19	Debit Card Purchase Fedex Australia Belmont Aus Card No.~849212	99.55		COURER TO IRS - DIFFERENTT LOCATIONS	COPIES OF RECEIPTS WERE ON FILE
17/10/19	Westpac Foreign Transaction Fee Aud \$1.73	59.55		INSURANCE - NO COPY	
01/11/19	Westpac Foreign Transaction Fee Aud \$40.54	1,391.88	975.70	Shortfall on rental income and expenses paid	ATTACHED EMAIL.
18/11/19	Westpac Foreign Transaction Fee Aud \$1.72	59.25		NOVEMBER 2019 INSURANCE INVOICE	
01/04/20	Westpac Foreign Transaction Fee Aud \$7.05	242.20	143.75	Filing fee in US see email attached of transfer	FLORIDA LLC - ATTACHED EMAIL
		<b><u>2,127.41</u></b>			

**Farrell Mosbach**

---

**From:** Pauline Velden <velden@primus.com.au>  
**Sent:** Wednesday, 19 May 2021 7:56 PM  
**To:** 'Farrell Mosbach'  
**Subject:** RE: Velden SMSF  
**Attachments:** Expenses paid via bank.xlsx

Sorry Farrell,  
Updated spreadsheet attached.

---

**From:** Pauline Velden <velden@primus.com.au>  
**Sent:** Wednesday, 19 May 2021 7:55 PM  
**To:** 'Farrell Mosbach' <farrell.m@dbaker.com.au>  
**Subject:** RE: Velden SMSF

Hi Farrell,

Yahhhh...was able to find items on the missing payments.

1. 3146 Southbridge shows that repairs/maintenance was done at the property and as there was no income from the property, we had to sort the payment.
2. Notice Annual Report Filing for our LLC- email received yearly to keep the Stephen Velden LLC running
3. Sunbiz is the receipt for the payment
4. Annual Report Filing – Certificate

Did make contact with Corne this morning re the TAL Policy. He was to come back to me this afternoon, but obviously got busy. I will follow him up again in the morning and also ask for a copy of his invoice for the \$880.00.

Will also see if Ron can send a copy of his invoice, even if you process it next year.

Gosh Farrell, I thought this year was easier !!

Many thanks

Regards

**Farrell Mosbach**

---

**From:** donotreply@sunbiz.org  
**Sent:** Tuesday, 31 March 2020 6:23 AM  
**To:** velden@primus.com.au  
**Subject:** Sunbiz.org Payment Receipt

Thank you for submitting your payment to Florida Department of State, Division of Corporations. This email will serve as confirmation that your payment was received by our office. Your filing will be posted on our website <http://www.sunbiz.org/> in the order received.

The transaction information is listed below:

Receipt Number: 3778728202  
Transaction Date/Time: 03/30/2020 06:23 PM  
Card Number: XXXX XXXX XXXX 9212  
Card Type: MC  
Approval Code: R69060  
Payment Amount: \$143.75 **\$242.2 AUD (D14)**  
Tracking Number: 1429027413CC  
Document Number: L11000079787



**National Real Estate Insurance Group**

7509 NW Tiffany Springs Pkwy,  
Suite 200  
Kansas City, MO 64153  
888-741-8454

**NREIG.COM**

Account Number: 25346 (SPVEL-1)

S P Velden Superannuation Fund

Pauline Velden  
33 Brookland Street  
Beckenham, WA 6107

**BILLING INFORMATION**

Invoice Date: 8/11/2019  
Coverage Period: 8/1/2019 - 8/31/2019  
Payment Due: 9/1/2019  
Auto Pay: 15th, CC - 5XXXXXXXXXX9212 Master Card  
CSR: Brooke Vaught

**Monthly Memo:** We are excited about all of the changes happening at NREIG. We are growing and adding new products to bring you more value. Please make note of your Client Service Representative as it may have changed recently. And visit NREIG.com to see what's new!

Beginning Balance:	\$0.00
Deposit Due:	\$0.00
Adjustments:	\$0.00
Invoice Charges:	\$39.00
Escrow Applied:	\$0.00
Payments Made:	\$0.00
Ending Balance:	\$39.00

**INSURED LOCATIONS AND COVERAGES**

Location	Exposures	Policy Number	Status	Insured Value	Coverage Synopsis AOP Ded./Wind Ded./Theft VMM Ded./Co-Ins%	Location Cost
3146 Southbridge St	- Single-family - Property - Loss of Rents - Named Storm INCL - Premises Liability	LPREPP0195    LPRESP0195	Occupied	\$60,000  \$0	Special, ACV, 3000/3000/6000, 0%	\$39.00





**National Real Estate Insurance Group**

7509 NW Tiffany Springs Pkwy,  
 Suite 200  
 Kansas City, MO 64153  
 888-741-8454  
**NREIG.COM**

Account Number: 25346 (SPVEL-1)  
 S P Velden Superannuation Fund  
 Pauline Velden  
 33 Brookland Street  
 Beckenham, WA 6107

**BILLING INFORMATION**

Invoice Date: 9/11/2019  
 Coverage Period: 9/1/2019 - 9/30/2019  
 Payment Due: 10/1/2019  
 Auto Pay: 15th, CC - 5XXXXXXXXXX9212 Master Card  
 CSR: Brooke Vaught

**Monthly Memo:** We're moving!  
 As of October 7, our new address will be:  
 11500 NW Ambassador Drive, Suite 310  
 Kansas City, MO 64153  
 Please update your records accordingly for any correspondence or mailed payments.

Beginning Balance:	\$0.00
Deposit Due:	\$0.00
Adjustments:	\$0.00
Invoice Charges:	\$39.00
Escrow Applied:	\$0.00
Payments Made:	\$0.00
Ending Balance:	\$39.00

**INSURED LOCATIONS AND COVERAGES**

Location	Exposures	Policy Number	Status	Insured Value	Coverage Synopsis AOP Ded./Wind Ded./Theft VMM Ded./Co-Ins%	Location Cost
3146 Southbridge St	- Single-family - Property	WN28190000 1	Occupied	\$60,000	Special, ACV, 3000/3000/6000, 0%	\$39.00
	- Loss of Rents			\$0		
	- Named Storm INCL					
	- Premises Liability	LPRESP0195				



**National Real Estate Insurance Group**

11500 NW Ambassador Dr, Ste 310  
 Kansas City, MO 64153  
 888-741-8454  
**NREIG.COM**

Account Number: 25346 (SPVEL-1)  
 S P Velden Superannuation Fund  
 Pauline Velden  
 33 Brookland Street  
 Beckenham, WA 6107

**BILLING INFORMATION**

Invoice Date: 10/11/2019  
 Coverage Period: 10/1/2019 - 10/31/2019  
 Payment Due: 11/1/2019  
 Auto Pay: 15th, CC - 5XXXXXXXXXX9212 Master Card  
 CSR: Brooke Vaught

**Monthly Memo:** We're moving!  
 We moved! Please update your records for any correspondence or mailed payments our new address:  
 11500 N Ambassador Drive, Suite 310  
 Kansas City, MO 64513

Beginning Balance:	\$0.00
Deposit Due:	\$0.00
Adjustments:	\$0.00
Invoice Charges:	\$39.00
Escrow Applied:	\$0.00
Payments Made:	\$0.00
Ending Balance:	\$39.00

**INSURED LOCATIONS AND COVERAGES**

Location	Exposures	Policy Number	Status	Insured Value	Coverage Synopsis AOP Ded./Wind Ded./Theft VMM Ded./Co-Ins%	Location Cost
3146 Southbridge St	- Single-family - Property	WN28190000 1	Occupied	\$60,000	Special, ACV, 3000/3000/6000, 0%	\$39.00
	- Loss of Rents			\$0		
	- Named Storm INCL					
	- Premises Liability	LPRESP0195				



**National Real Estate Insurance Group**

11500 NW Ambassador Dr, Ste 310  
 Kansas City, MO 64153  
 888-741-8454  
**NREIG.COM**

Account Number: 25346 (SPVEL-1)  
 S P Velden Superannuation Fund  
 Pauline Velden  
 33 Brookland Street  
 Beckenham, WA 6107

**BILLING INFORMATION**

Invoice Date: 11/11/2019  
 Coverage Period: 11/1/2019 - 11/30/2019  
 Payment Due: 12/1/2019  
 Auto Pay: 15th, CC - 5XXXXXXXXXX9212 Master Card  
 CSR: Brooke Vaught

**Monthly Memo:** It's getting cold, frozen pipes can cause costly water damage! If you have Occupied properties, keep faucets on a slow drip overnight and the heat to at least 55°. For Vacant properties, shut off the water and drain the system. If you have questions or concerns about preventing winter losses, contact your CSR.

Beginning Balance:	\$0.00
Deposit Due:	\$0.00
Adjustments:	\$0.00
Invoice Charges:	\$39.00
Escrow Applied:	\$0.00
Payments Made:	\$0.00
Ending Balance:	\$39.00

**INSURED LOCATIONS AND COVERAGES**

Location	Exposures	Policy Number	Status	Insured Value	Coverage Synopsis AOP Ded./Wind Ded./Theft VMM Ded./Co-Ins%	Location Cost
3146 Southbridge St	- Single-family - Property	WN28190000 1	Occupied	\$60,000	Special, ACV, 3000/3000/6000, 0%	\$39.00
	- Loss of Rents			\$0		
	- Named Storm INCL					
	- Premises Liability	LPRESP0195				