

Brooks Family Superannuation Fund
Detailed Trial Balance



As at 30 June 2021

Last Year	Code	Account Name	Units	Debits	Credits
				\$	\$
	23800	Distributions Received			
(133.70)	23800/GPT.AX	Gpt Group - Stapled Securities Fully Paid			
(135.93)	23800/OSH.AX1	Oil Search Limited - 10 Toea Ordinary Fully Paid		1-1	12.96
(150.00)	23800/SKI.AX	Spark Infrastructure Group - Stapled \$0.65 Loan Note and Unit Us Prohibited			
	23900	Dividends Received			
	23900/ASB.AX	Austal Limited		2-1	85.00
(1,624.33)	23900/BHP.AX	Bhp Billiton Limited - Ordinary Fully Paid			
	23900/BIN.AX	Bingo Industries Limited - Ordinary Fully Paid		3-1	90.00
(230.71)	23900/BLD.AX	Boral Limited			
	23900/BOQ.AX	Bank of Queensland Limited. - Ordinary Fully Paid		4-1	240.00
(42.86)	23900/CCX.AX	City Chic Collective Limited			
(457.14)	23900/CTX.AX	Caltex Australia Limited - Ordinary Fully Paid			
	23900/GOR.AX	Gold Road Resources Limited - Ordinary Fully Paid		6-1	300.00
(314.29)	23900/MND.AX	Monadelphous Group Limited - Ordinary Fully Paid		7-1	370.00
(171.43)	23900/MTS.AX	Metcash Limited - Ordinary Fully Paid			
	23900/STO.AX	Santos Limited		8-1	189.49
	23900/TGR.AX	Tassal Group Limited - Ordinary Fully Paid		9-1	192.00
	24200	Contributions			
	24200/AO	Other Contributions			
0.00	24200/AO/BROJUD0003A	(Contributions) Brooks, Judith - Accumulation		11-2	475.35
	24200/EMP	Employer Contributions - Concessional			
(3,169.20)	24200/EMP/BROJUD0003A	(Contributions) Brooks, Judith - Accumulation			3,775.85
	24200/GCC	Government Co-Contributions			
(1,000.00)	24200/GCC/BROJUD0003A	(Contributions) Brooks, Judith - Accumulation		12-3	500.00
	24200/PERN	Personal Contributions - Non Concessional			
(12,200.00)	24200/PERN/BROJUD00003A	(Contributions) Brooks, Judith - Accumulation			12,000.00
	24700	Changes in market value			

Brooks Family Superannuation Fund
Detailed Trial Balance



As at 30 June 2021

Last Year	Code	Account Name	Units	Debits	Credits
				\$	\$
(0.06)	24700/Other	Other Investment Gains/Losses		0.00	
	24700/Realised	Changes in market value(Realised)			
(300.10)	24700/Realised/ADH.A X	ADH.AX			4,210.55
(1,160.28)	24700/Realised/ALX.A X	ALX.AX			
	24700/Realised/AMA.A X	AMA.AX			240.15
(3,426.81)	24700/Realised/ANZ.A X	ANZ.AX			
(2,334.38)	24700/Realised/APT.A X	APT.AX			
1,419.18	24700/Realised/ASX.A X	ASX.AX			
(260.10)	24700/Realised/AVN.A X	AVN.AX			
	24700/Realised/BC8.A X	BC8.AX			95.10
	24700/Realised/BGA.A X	BGA.AX			1,020.20
(3,465.61)	24700/Realised/BHP.A X	BHP.AX			
(181.90)	24700/Realised/BIN.AX	BIN.AX			360.20
	24700/Realised/BLD.A X	BLD.AX			140.10
	24700/Realised/BOQ.A X	BOQ.AX			340.10
(210.10)	24700/Realised/BXB.A X	BXB.AX			
(610.30)	24700/Realised/CCX.A X	CCX.AX			1,890.20
(790.10)	24700/Realised/CPU.A X	CPU.AX			
(1,009.35)	24700/Realised/CTX.A X	CTX.AX			
(2,161.01)	24700/Realised/FLT.A X	FLT.AX			
(2,504.27)	24700/Realised/FMG.A X	FMG.AX			
(1,005.55)	24700/Realised/GOR.A X	GOR.AX			2,756.12
(110.10)	24700/Realised/GPT.A X	GPT.AX			
	24700/Realised/GTN.A X	GTN.AX			110.10
	24700/Realised/HPG.A X	HPG.AX			350.10
(510.10)	24700/Realised/HVN.A X	HVN.AX			4,198.78
(130.10)	24700/Realised/IPL.AX	IPL.AX			

Brooks Family Superannuation Fund
Detailed Trial Balance



As at 30 June 2021

Last Year	Code	Account Name	Units	Debits	Credits
				\$	\$
(280.10)	24700/Realised/ISX.AX	ISX.AX			
	24700/Realised/JHX.AX1	JHX.AX1			1,304.87
(320.10)	24700/Realised/MGR.AX	MGR.AX			
	24700/Realised/MME.AX	MME.AX			710.10
(930.35)	24700/Realised/MTS.AX	MTS.AX			
(500.10)	24700/Realised/NEA.AX	NEA.AX			
	24700/Realised/NHC.AX	NHC.AX			70.10
(260.10)	24700/Realised/NHF.AX	NHF.AX			
(410.10)	24700/Realised/OPT.AX	OPT.AX			
(500.10)	24700/Realised/OSH.AX1	OSH.AX1			
(400.10)	24700/Realised/PDL.AX	PDL.AX			
1,802.11	24700/Realised/QAN.AX	QAN.AX			
(1,360.30)	24700/Realised/QBE.AX	QBE.AX			2,625.10
(220.10)	24700/Realised/RBL.AX	RBL.AX			1,210.30
(910.20)	24700/Realised/SAR.AX	SAR.AX			1,230.10
	24700/Realised/SGP.AX1	SGP.AX1			2,100.35
(40.10)	24700/Realised/SKI.AX	SKI.AX			
(1,834.93)	24700/Realised/SOL.AX	SOL.AX			
(685.10)	24700/Realised/SPT.AX	SPT.AX			
	24700/Realised/STO.AX	STO.AX			660.10
(300.10)	24700/Realised/SYD.AX	SYD.AX			
(780.10)	24700/Realised/TCL.AX	TCL.AX			
(190.14)	24700/Realised/TLS.AX	TLS.AX			
(840.10)	24700/Realised/TRS.AX	TRS.AX			4,200.60
	24700/Realised/TYR.AX	TYR.AX			490.20
(320.10)	24700/Realised/VOC.AX	VOC.AX			

Brooks Family Superannuation Fund

Detailed Trial Balance



As at 30 June 2021

Last Year	Code	Account Name	Units	Debits	Credits
				\$	\$
	24700/Realised/WAM.AX	WAM.AX			155.10
(1,141.16)	24700/Realised/WES.AX	WES.AX			
(160.10)	24700/Realised/WGN.AX	WGN.AX			560.15
(821.64)	24700/Realised/WPL.AX	WPL.AX			
	24700/Realised/Z1P.AX	Z1P.AX			3,713.39
	24700/Unrealised	Changes in market value(Unrealised)			
	24700/Unrealised/ADH.AX	ADH.AX			650.05
459.90	24700/Unrealised/AMA.AX	AMA.AX			459.90
	24700/Unrealised/ASB.AX	ASB.AX		2,029.95	
	24700/Unrealised/BGA.AX	BGA.AX		789.90	
819.95	24700/Unrealised/BIN.AX	BIN.AX			819.95
1,839.95	24700/Unrealised/BLD.AX	BLD.AX			1,839.95
1,209.95	24700/Unrealised/BOQ.AX	BOQ.AX			1,209.95
994.95	24700/Unrealised/CRN.AX	CRN.AX		255.00	
769.95	24700/Unrealised/GTN.AX	GTN.AX			769.95
3,236.61	24700/Unrealised/JHX.AX1	JHX.AX1			3,236.61
7,139.95	24700/Unrealised/MND.AX	MND.AX		370.00	
(0.05)	24700/Unrealised/NHC.AX	NHC.AX		0.05	
	24700/Unrealised/ORG.AX	ORG.AX		569.95	
8,029.95	24700/Unrealised/OSH.AX1	OSH.AX1			1,280.00
9,329.85	24700/Unrealised/QAN.AX	QAN.AX			5,280.00
(10.05)	24700/Unrealised/RBL.AX	RBL.AX		13,199.95	
	24700/Unrealised/SPT.AX	SPT.AX		2,339.95	
1,219.95	24700/Unrealised/TGR.AX	TGR.AX			260.00
169.95	24700/Unrealised/WA.M.AX	WAM.AX			169.95
2,319.95	24700/Unrealised/WG.N.AX	WGN.AX			2,390.00

Brooks Family Superannuation Fund
Detailed Trial Balance



As at 30 June 2021

Last Year	Code	Account Name	Units	Debits	Credits
				\$	\$
(110.05)	24700/Unrealised/Z1P.AX	Z1P.AX		18,613.12	
	25000	Interest Received			
(3,233.22)	25000/BROJUS1_NAB TERMDEPOS	NAB Term Deposit - 73-511-3495			2,585.55
(469.58)	25000/BROJUS1_UBA NKTERMDE1	UBank Term Deposit - 343561168			187.47
(3,373.25)	25000/BROJUS1_UBA NKTERMDEP	UBank Term Deposit - 214212690			1,382.68
(460.53)	25000/CBA23247246	CBA ***7246			70.63
(0.07)	25000/Cash at Bank - UBank	Cash at Bank - UBank 082-991 21-246-1677			
(464.71)	25000/NAB124971642	NAB ***1642			44.90
(0.03)	25000/PIB354160000	Rabobank ***0000			
(23.23)	25000/RABO0022	Rabobank **1600-22			12.08
(70.01)	25000/UBANK190596510	Ubank Investment Account ***6510			28.70
2,508.00	30100	Accountancy Fees		4,620.00	13-2
259.00	30400	ATO Supervisory Levy		259.00	
814.00	30700	Auditor's Remuneration		330.00	14-1
	41600	Pensions Paid			
19,300.00	41600/BROJUD00001 P	(Pensions Paid) Brooks, Judith - Pension (ABP 2)			
15,000.00	41600/BROJUD00002 P	(Pensions Paid) Brooks, Judith - Pension (ABP 1)			
	41600/BROJUD00004 P	(Pensions Paid) Brooks, Judith - Pension (Account Based Pension 3)		17,000.00	
319.50	48500	Income Tax Expense			175.21
(0.20)	48600	Prior Years Under/Over Provision for Income Tax			
(17,742.64)	49000	Profit/Loss Allocation Account		15,449.47	
	50010	Opening Balance			
(86,272.00)	50010/BROJUD00001 P	(Opening Balance) Brooks, Judith - Pension ABP 2 Unrestricted Non Preserved 67,035.84 Taxable 2,447.48 Tax Free 64,588.36			67,035.84
(596,986.87)	50010/BROJUD00002 P	(Opening Balance) Brooks, Judith - Pension ABP 1 Unrestricted Non Preserved 582,428.63 Taxable 248,825.59 Tax Free 333,603.04			582,428.63

Brooks Family Superannuation Fund

Detailed Trial Balance



As at 30 June 2021

Last Year	Code	Account Name	Units	Debits	Credits
				\$	\$
	50010/BROJUD00003 A	(Opening Balance) Brooks, Judith - Accumulation Accumulation Unrestricted Non Preserved 16,051.76 Taxable 2,851.76 Tax Free 13,200.00			16,051.76
	52420	Contributions			
(16,369.20)	52420/BROJUD00003 A	(Contributions) Brooks, Judith - Accumulation Accumulation Unrestricted Non Preserved 16,751.20 Taxable 3,775.85 Tax Free 12,975.35			16,751.20
	53100	Share of Profit/(Loss)			
(63.84)	53100/BROJUD00001 P	(Share of Profit/(Loss)) Brooks, Judith - Pension (ABP 2)		0.00	
(441.76)	53100/BROJUD00002 P	(Share of Profit/(Loss)) Brooks, Judith - Pension (ABP 1)		0.00	
(1.86)	53100/BROJUD00003 A	(Share of Profit/ Loss) Brooks, Judith - Accumulation Accumulation Unrestricted Non Preserved 61.30 Taxable 61.30			61.30
	53100/BROJUD00004 P	(Share of Profit/(Loss)) Brooks, Judith - Pension (Account Based Pension 3) Unrestricted Non Preserved 16,112.62 Taxable 6,151.80 Tax Free 9,960.82			16,112.62
	53330	Income Tax			
(156.07)	53330/BROJUD00003 A	(Income Tax) Brooks, Judith - Accumulation Accumulation Unrestricted Non Preserved 90.73 Taxable 90.73			90.73
	53800	Contributions Tax			
475.37	53800/BROJUD00003 A	(Contributions Tax) Brooks, Judith - Accumulation Accumulation Unrestricted Non Preserved (566.38) Taxable (566.38)		566.38	
	54160	Pensions Paid			
19,300.00	54160/BROJUD00001 P	(Pensions Paid) Brooks, Judith - Pension (ABP 2)		0.00	
15,000.00	54160/BROJUD00002 P	(Pensions Paid) Brooks, Judith - Pension (ABP 1)		0.00	
	54160/BROJUD00004 P	(Pensions Paid) Brooks, Judith - Pension (Account Based Pension 3) Unrestricted Non Preserved (17,000.00) Taxable (6,490.60) Tax Free (10,509.40)		17,000.00	

Brooks Family Superannuation Fund
Detailed Trial Balance



As at 30 June 2021

Last Year	Code	Account Name	Units	Debits	Credits
				\$	\$
	56100	Internal Transfers In			
	56100/BROJUD00003 A	(Internal Transfers In) Brooks, Judith - Accumulation Accumulation Unrestricted Non Preserved 649,464.47 Taxable 251,273.07 Tax Free 398,191.40			649,464.47
	56100/BROJUD00004 P	(Internal Transfers In) Brooks, Judith - Pension Account Based Pension 3 Unrestricted Non Preserved 665,516.23 Taxable 254,124.83 Tax Free 411,391.40			665,516.23
	57100	Internal Transfers Out			
	57100/BROJUD00001 P	(Internal Transfers Out) Brooks, Judith - Pension ABP 2 Unrestricted Non Preserved (67,035.84) Taxable (2,447.48) Tax Free (64,588.36)		67,035.84	
	57100/BROJUD00002 P	(Internal Transfers Out) Brooks, Judith - Pension ABP 1 Unrestricted Non Preserved (582,428.63) Taxable (248,825.59) Tax Free (333,603.04)		582,428.63	
0.00	57100/BROJUD00003 A	(Internal Transfers Out) Brooks, Judith - Accumulation Accumulation Unrestricted Non Preserved (665,516.23) Taxable (254,124.83) Tax Free (411,391.40)		665,516.23	
	60400	Bank Accounts			
78,889.55	60400/CBA23247246	CBA ***7246		26,737.20	15-13
4.72	60400/Cash at Bank - UBank	Cash at Bank - UBank 082-991 21-246- 1677			16-4 0.00
90,567.94	60400/NAB124971642	NAB ***1642		84,547.42	17-13
337.03	60400/NAB4266	NAB Business Everyday Account ***4266		1,012.88	18-14
4.39	60400/PIB354160000	Rabobank ***0000			19-1 0.00
1,511.64	60400/RABO0022	Rabobank **1600-22		1,528.14	20-1
0.03	60400/RABO160010	Rabobank ***1600-10			21-1 0.00
5,577.94	60400/UBANK1905965 10	Ubank Investment Account ***6510 10		5,611.36	22-4
	68000	Sundry Debtors		8,718.13	26-34

Brooks Family Superannuation Fund
Detailed Trial Balance



As at 30 June 2021

Last Year	Code	Account Name	Units	Debits	Credits
				\$	\$
	72400	Fixed Interest Securities (Australian)			
176,233.22	72400/BROJUS1_NAB TERMDEPOS	NAB Term Deposit - 73-511-3495		178,818.77	23.2
25,774.49	72400/BROJUS1_UBA NKTERMDE1	UBank Term Deposit - 343561168		25,961.96	24.8
169,141.95	72400/BROJUS1_UBA NKTERMDEP	UBank Term Deposit - 214212690		170,524.63	25.9
	77600	Shares in Listed Companies (Australian)	26.3		
0.00	77600/ADH.AX	Adairs Limited - Ordinary Fully Paid	4,000.0000 A	17,000.00	
3,570.00	77600/AMA.AX	Ama Group Limited - Ordinary Fully Paid	0.0000		0.00
	77600/ASB.AX	Austal Limited	4,000.0000 B	8,200.00	
	77600/BGA.AX	Bega Cheese Limited	5,000.0000 C	29,450.00	
4,300.00	77600/BIN.AX	Bingo Industries Limited - Ordinary Fully Paid	0.0000		0.00
7,580.00	77600/BLD.AX	Boral Limited	0.0000		0.00
12,340.00	77600/BOQ.AX	Bank of Queensland Limited. - Ordinary Fully Paid	0.0000		0.00
2,050.00	77600/GTN.AX	Gtn Limited - Ordinary Fully Paid	0.0000		0.00
10,820.00	77600/MND.AX	Monadelphous Group Limited - Ordinary Fully Paid	1,000.0000 E	10,450.00	
2,730.00	77600/NHC.AX	New Hope Corporation Limited - Ordinary Fully Paid	0.0000		0.00
	77600/ORG.AX	Origin Energy Limited	3,000.0000 F	13,530.00	
22,680.00	77600/QAN.AX	Qantas Airways Limited - Ordinary Fully Paid	6,000.0000 H	27,960.00	
6,180.00	77600/RBL.AX	Redbubble Limited - Ordinary Fully Paid	5,000.0000 I	18,050.00	
0.00	77600/SPT.AX	Splitit Payments Ltd - Ordinary Fully Paid	4,000.0000 J	2,080.00	
6,900.00	77600/TGR.AX	Tassal Group Limited - Ordinary Fully Paid	2,000.0000 K	7,160.00	
5,460.00	77600/WAM.AX	Wam Capital Limited - Ordinary Fully Paid	0.0000		0.00
2,220.00	77600/WGN.AX	Wagners Holding Company Limited - Ordinary Fully Paid	5,000.0000 L	10,600.00	
10,460.00	77600/Z1P.AX	Zip Co Limited. - Ordinary Fully Paid	3,000.0000 M	22,710.00	
	78200	Units in Listed Unit Trusts (Australian)			
2,775.00	78200/CRN.AX	Coronado Global Resources Inc. - Chess Depository Interests 10:1	3,000.0000 D	2,520.00	
27,520.00	78200/JHX.AX1	James Hardie Industries Plc - Chess Depository Interests 1:1	0.0000		0.00
6,340.00	78200/OSH.AX1	Oil Search Limited - 10 Toea Ordinary Fully Paid	2,000.0000 G	7,620.00	

Brooks Family Superannuation Fund
Detailed Trial Balance



As at 30 June 2021

Last Year	Code	Account Name	Units	Debits	Credits
				\$	\$
1,213.23	85000	Income Tax Payable/Refundable Franking Credits 447.86 TFN Credits 203.00 2020 Installments (1,213.23)		175.21	
(1,145.00)	86000	PAYG Payable			0.00
(16,519.90)	88000	Sundry Creditors			0.00
				<u>2,089,339.12</u>	<u>2,089,339.12</u>

Current Year Profit/(Loss): 15,274.26

Brooks Family Superannuation Fund
Statement of Taxable Income

For the year ended 30 June 2021



	2021
	\$
Benefits accrued as a result of operations	15,274.26
Less	
Exempt current pension income	39,995.00
Realised Accounting Capital Gains	34,742.16
Accounting Trust Distributions	12.96
Non Taxable Contributions	12,975.35
	<u>87,725.47</u>
Add	
Decrease in MV of investments	19,801.56
SMSF non deductible expenses	3,416.00
Pension Payments	17,000.00
Franking Credits	447.86
Net Capital Gains	34,742.00
TFN Credits - Dividends	203.00
Taxable Trust Distributions	12.96
	<u>75,623.38</u>
SMSF Annual Return Rounding	(1.17)
Taxable Income or Loss	<u>3,171.00</u>
Income Tax on Taxable Income or Loss	475.65
Less	
Franking Credits	447.86
TAX PAYABLE	<u>27.79</u>
Less	
TFN Credits	203.00
CURRENT TAX OR REFUND	<u>(175.21)</u> x
Supervisory Levy	259.00
AMOUNT DUE OR REFUNDABLE	<u>83.79</u>

Brooks Family Superannuation Fund Dividend Reconciliation Report

For The Period 01 July 2020 - 30 June 2021



Date	Net Payment Received	Australian Income			Foreign Income			Withheld		
		Unfranked	Franked	Franking Credits	Foreign Income	Foreign Credits	NZ Credits	TFN Withheld	Non-Resident	LIC Deduction
Shares in Listed Companies (Australian)										
ASB.AX Austal Limited										
22/04/2021	85.00	160.00							75.00	
	85.00	160.00							75.00	
BIN.AX Bingo Industries Limited - Ordinary Fully Paid										
08/10/2020	30.00	0.00	30.00	12.86						
31/03/2021	60.00	0.00	60.00	25.71						
	90.00	0.00	90.00	38.57						
BOQ.AX Bank of Queensland Limited. - Ordinary Fully Paid										
25/11/2020	240.00	0.00	240.00	102.86						
	240.00	0.00	240.00	102.86						
GOR.AX Gold Road Resources Limited - Ordinary Fully Paid										
14/04/2021	300.00	0.00	300.00	128.57						
	300.00	0.00	300.00	128.57						
MND.AX Monadelphous Group Limited - Ordinary Fully Paid										
02/10/2020	130.00	0.00	130.00	55.71						
26/09/2021	240.00	0.00	240.00	102.86						

Brooks Family Superannuation Fund Dividend Reconciliation Report

For The Period 01 July 2020 - 30 June 2021



Date	Net Payment Received	Australian Income			Foreign Income			Withheld		
		Unfranked	Franked	Franking Credits	Foreign Income	Foreign Credits	NZ Credits	TFN Withheld	Non-Resident	LIC Deduction
STO.AX Santos Limited	370.00	0.00	370.00	158.57						
25/03/2021	189.49	189.49								
	189.49	189.49								
TGR.AX Tassal Group Limited - Ordinary Fully Paid										
29/09/2020	117.00	135.00	45.00	19.29			63.00			
30/03/2021	75.00	140.00					65.00			
	192.00	275.00	45.00	19.29			128.00			
	1,466.49	624.49	1,045.00	447.86			203.00			

Brooks Family Superannuation Fund Dividend Reconciliation Report

For The Period 01 July 2020 - 30 June 2021



Date	Net Payment Received	Australian Income			Foreign Income			Withheld		
		Unfranked	Franked	Franking Credits	Foreign Income	Foreign Credits	NZ Credits	TFN Withheld	Non-Resident	LIC Deduction
TOTAL	1,466.49	624.49	1,045.00	447.86				203.00		

Tax Return Reconciliation

	Totals	Tax Return Label
Unfranked	624.49	J
Franked Dividends	1,045.00	K
Franking Credits	447.86	L

Brooks Family Superannuation Fund Distribution Reconciliation Report

For The Period 01 July 2020 - 30 June 2021



Date	Payment Received	Non Primary Production Income (A) * 1			Distributed Capital Gains (B) * 2			Foreign Income * 3		Non-Assessable		Taxable Income					
		Franked	Unfranked	Interest/ Other	Franking Credits	Discounted (After Discount)	Rate * 5	Concession	CGT	Indexed	Other		Foreign Income	Foreign Credits	Tax Exempt	Tax Free	Tax Deferred / AMIT * 6
Units in Listed Unit Trusts (Australian)																	
CRN:AX Coronado Global Resources Inc. - Chess Depository Interests 10:1																	
30/06/2021	0.00															0.00	
	0.00															0.00	
OSH:AX Oil Search Limited - 10 Toea Ordinary Fully Paid																	
25/03/2021	12.96															0.00	
30/06/2021	0.00															0.00	
	12.96															0.00	
Net Cash Distribution:		12.96														0.00	
		12.96														0.00	
																	12.96



Brooks Family Superannuation Fund Distribution Reconciliation Report

For The Period 01 July 2020 - 30 June 2021

		Non Primary Production Income (A) * 1		Distributed Capital Gains (B) * 2			Foreign Income * 3		Non-Assessable								
Date	Payment Received	Franked	Unfranked	Interest/Other	Franking Credits	Discounted (After Discount)	Rate * 5	Concession	CGT	Indexed	Other	Foreign Income	Foreign Credits	Tax Exempt	Tax Free	Tax Deferred / AMIT * 6	Taxable Income
TOTAL	12.96		12.96													0.00	12.96

Total Distributed Gains

Discount Rate	Discounted	Gross
Superfund 1/3	0.00	0.00
Individual 50%(I)	0.00	0.00
Total	0.00	0.00

* 1 Summary of Non Primary Production Income (A)

Tax Label	Franked	Unfranked	Interest/Other	Less Other Deduction	Income Before Credits * 7	Franking Credits	Total Including Credits
11M Gross trust distributions		12.96			12.96		12.96

* 2 Forms part of the Net Capital Gains calculation for Tax Label 11A.

* 3 Forms part of the Foreign Credits calculation for Tax Label 11D, D1, 13C1.

* 4 Taxable Income is designed to match Tax Statement provided by Fund Manager.

Taxable Income in the SMSF Annual Return will be different due to application of Capital Losses in Net Capital Gain calculation and application of different discount method.

* 5 This is the discount rate selected for the transaction. "S" being Super Funds at 1/3 and "I" being Individual at 50%.

* 6 AMIT cost base net increase is reflected as negative amount i.e. negative tax deferred and AMIT cost base net decrease is reflected as positive amount i.e. positive tax deferred.


* 7 Sum of Income Before Credits reconciles with Taxable Trust Distributions in Statement of Taxable Income.

* Variance between Payment Received and Net Cash Distribution.

Brooks Family Superannuation Fund

Realised Capital Gains Report

For The Period 01 July 2020 - 30 June 2021




Investment	Accounting Treatment				Tax Treatment								
	Purchase Contract Date	Disposal Contract Date	Units	Cost	Proceeds	Accounting Profit/(Loss)	Adjusted Cost Base	Reduced Cost Base	Indexed Cost Base	Indexed Gains	Discounted Gains (Gross)	Other Gains	Capital Loss
Shares in Listed Companies (Australian)													
ADH.AX - Adairs Limited - Ordinary Fully Paid													
	03/02/2021	05/02/2021	2,000.00	7,219.95	7,584.04	364.09	7,219.95	7,219.95	0.00	0.00	0.00	364.09	0.00
	01/02/2021	05/02/2021	3,000.00	10,919.95	11,376.06	456.11	10,919.95	10,919.95	0.00	0.00	0.00	456.11	0.00
	02/03/2021	08/03/2021	3,000.00	11,519.95	12,270.05	750.10	11,519.95	11,519.95	0.00	0.00	0.00	750.10	0.00
	15/03/2021	22/03/2021	3,000.00	10,739.95	11,685.03	945.08	10,739.95	10,739.95	0.00	0.00	0.00	945.08	0.00
	11/03/2021	22/03/2021	3,000.00	10,709.95	11,685.03	975.08	10,709.95	10,709.95	0.00	0.00	0.00	975.08	0.00
	18/05/2021	25/05/2021	3,000.00	12,599.95	13,320.05	720.10	12,599.95	12,599.95	0.00	0.00	0.00	720.10	0.00
			17,000.00	63,709.70	67,920.26	4,210.56	63,709.70	63,709.70	0.00	0.00	0.00	4,210.56	0.00
AMA.AX - Ama Group Limited - Ordinary Fully Paid													
	05/05/2020	21/09/2020	3,000.00	1,249.95	2,135.03	885.08	1,249.95	1,249.95	0.00	0.00	0.00	885.08	0.00
	30/01/2020	21/09/2020	3,000.00	2,779.95	2,135.03	(644.93)	2,779.95	2,779.95	0.00	0.00	0.00	0.00	(644.93)
			6,000.00	4,029.90	4,270.06	240.15	4,029.90	4,029.90	0.00	0.00	0.00	885.08	(644.93)
BC8.AX - Black Cat Syndicate Limited													
	31/08/2020	29/04/2021	3,000.00	2,374.95	2,470.05	95.10	2,374.95	2,374.95	0.00	0.00	0.00	95.10	0.00
			3,000.00	2,374.95	2,470.05	95.10	2,374.95	2,374.95	0.00	0.00	0.00	95.10	0.00
BGA.AX - Bega Cheese Limited													
	13/07/2020	17/08/2020	3,000.00	14,039.95	14,220.05	180.10	14,039.95	14,039.95	0.00	0.00	0.00	180.10	0.00
	18/06/2021	23/06/2021	3,000.00	17,699.95	18,540.05	840.10	17,699.95	17,699.95	0.00	0.00	0.00	840.10	0.00
			6,000.00	31,739.90	32,760.10	1,020.20	31,739.90	31,739.90	0.00	0.00	0.00	1,020.20	0.00
BIN.AX - Bingo Industries Limited - Ordinary Fully Paid													
	05/06/2020	08/10/2020	2,000.00	5,119.95	5,220.05	100.10	5,119.95	5,119.95	0.00	0.00	0.00	100.10	0.00

Brooks Family Superannuation Fund

Realised Capital Gains Report

For The Period 01 July 2020 - 30 June 2021



Investment	Accounting Treatment				Tax Treatment								
	Purchase Contract Date	Disposal Contract Date	Units	Cost	Proceeds	Accounting Profit/(Loss)	Adjusted Cost Base	Reduced Cost Base	Indexed Cost Base	Indexed Gains	Discounted Gains (Gross)	Other Gains	Capital Loss
Shares in Listed Companies (Australian)													
22/01/2021	15/03/2021		4,000.00	13,109.95	13,370.05	260.10	13,109.95	13,109.95	0.00	0.00	0.00	260.10	0.00
		BLD.AX - Boral Limited	6,000.00	18,229.90	18,590.10	360.20	18,229.90	18,229.90	0.00	0.00	0.00	360.20	0.00
13/02/2020	09/10/2020		2,000.00	9,419.95	9,560.05	140.10	9,419.95	9,419.95	0.00	0.00	0.00	140.10	0.00
		BOQ.AX - Bank of Queensland Limited. - Ordinary Fully Paid	2,000.00	9,419.95	9,560.05	140.10	9,419.95	9,419.95	0.00	0.00	0.00	140.10	0.00
05/06/2020	19/11/2020		2,000.00	13,549.95	13,890.05	340.10	13,549.95	13,549.95	0.00	0.00	0.00	340.10	0.00
		CCX.AX - City Chic Collective Limited	2,000.00	13,549.95	13,890.05	340.10	13,549.95	13,549.95	0.00	0.00	0.00	340.10	0.00
17/08/2020	19/08/2020		2,000.00	6,619.95	6,820.05	200.10	6,619.95	6,619.95	0.00	0.00	0.00	200.10	0.00
28/09/2020	23/12/2020		3,000.00	9,079.95	10,770.05	1,690.10	9,079.95	9,079.95	0.00	0.00	0.00	1,690.10	0.00
		GOR.AX - Gold Road Resources Limited - Ordinary Fully Paid	5,000.00	15,699.90	17,590.10	1,890.20	15,699.90	15,699.90	0.00	0.00	0.00	1,890.20	0.00
14/12/2020	08/01/2021		3,000.00	3,612.45	4,340.02	727.57	3,612.45	3,612.45	0.00	0.00	0.00	727.57	0.00
30/11/2020	08/01/2021		3,000.00	3,559.95	4,340.02	780.07	3,559.95	3,559.95	0.00	0.00	0.00	780.07	0.00
24/08/2020	08/01/2021		3,000.00	4,999.95	4,340.02	(659.93)	4,999.95	4,999.95	0.00	0.00	0.00	0.00	(659.93)
20/01/2021	26/04/2021		10,000.00	11,929.95	13,184.16	1,254.21	11,929.95	11,929.95	0.00	0.00	0.00	1,254.21	0.00
18/01/2021	26/04/2021		10,000.00	12,529.95	13,184.16	654.21	12,529.95	12,529.95	0.00	0.00	0.00	654.21	0.00
		GTN.AX - Gtn Limited - Ordinary Fully Paid	29,000.00	36,632.25	39,388.38	2,756.13	36,632.25	36,632.25	0.00	0.00	0.00	3,416.06	(659.93)
05/06/2020	18/02/2021		5,000.00	2,819.95	2,930.05	110.10	2,819.95	2,819.95	0.00	0.00	0.00	110.10	0.00

Brooks Family Superannuation Fund Realised Capital Gains Report

For The Period 01 July 2020 - 30 June 2021




Investment	Accounting Treatment				Tax Treatment				Capital Loss				
	Purchase Contract Date	Disposal Contract Date	Units	Cost	Proceeds	Accounting Profit/(Loss)	Adjusted Cost Base	Reduced Cost Base		Indexed Cost Base	Indexed Gains	Discounted Gains (Gross)	Other Gains
Shares in Listed Companies (Australian)													
HPG.AX - Hipages Group Holdings Ltd													
	04/01/2021	30/04/2021	3,000.00	7,129.95	7,480.05	350.10	7,129.95	7,129.95	0.00	0.00	0.00	350.10	0.00
HVN.AX - Harvey Norman Holdings Limited - Ordinary Fully Paid													
	24/08/2020	24/08/2020	3,000.00	12,569.95	12,810.05	240.10	12,569.95	12,569.95	0.00	0.00	0.00	240.10	0.00
	29/10/2020	11/11/2020	2,000.00	9,119.95	9,400.05	280.10	9,119.95	9,119.95	0.00	0.00	0.00	280.10	0.00
	26/02/2021	26/02/2021	3,000.00	15,359.95	15,720.05	360.10	15,359.95	15,359.95	0.00	0.00	0.00	360.10	0.00
	02/03/2021	15/03/2021	3,000.00	15,389.95	16,320.05	930.10	15,389.95	15,389.95	0.00	0.00	0.00	930.10	0.00
	17/05/2021	08/06/2021	4,000.00	20,309.95	21,490.05	1,180.10	20,309.95	20,309.95	0.00	0.00	0.00	1,180.10	0.00
	18/06/2021	18/06/2021	4,000.00	20,789.95	21,250.05	460.10	20,789.95	20,789.95	0.00	0.00	0.00	460.10	0.00
	25/06/2021	29/06/2021	2,000.00	10,249.95	10,627.23	377.28	10,249.95	10,249.95	0.00	0.00	0.00	377.28	0.00
	23/06/2021	29/06/2021	3,000.00	15,569.95	15,940.85	370.90	15,569.95	15,569.95	0.00	0.00	0.00	370.90	0.00
MME.AX - Moneyme Limited													
	14/07/2020	13/08/2020	3,000.00	3,619.95	4,330.05	710.10	3,619.95	3,619.95	0.00	0.00	0.00	710.10	0.00
NHC.AX - New Hope Corporation Limited - Ordinary Fully Paid													
	17/06/2020	06/07/2020	2,000.00	2,729.95	2,800.05	70.10	2,729.95	2,729.95	0.00	0.00	0.00	70.10	0.00
QBE.AX - Qbe Insurance Group Limited - Ordinary Fully Paid													
			2,000.00	2,729.95	2,800.05	70.10	2,729.95	2,729.95	0.00	0.00	0.00	70.10	0.00
			24,000.00	119,359.60	123,558.38	4,198.78	119,359.60	119,359.60	0.00	0.00	0.00	4,198.78	0.00

Brooks Family Superannuation Fund

Realised Capital Gains Report

For The Period 01 July 2020 - 30 June 2021



Investment	Accounting Treatment				Tax Treatment								
	Purchase Contract Date	Disposal Contract Date	Units	Cost	Proceeds	Accounting Profit/(Loss)	Adjusted Cost Base	Reduced Cost Base	Indexed Cost Base	Indexed Gains	Discounted Gains (Gross)	Other Gains	Capital Loss
Shares in Listed Companies (Australian)													
21/10/2020	12/11/2020		1,000.00	9,119.95	9,738.30	618.35	9,119.95	9,119.95	0.00	0.00	0.00	618.35	0.00
16/10/2020	12/11/2020		2,000.00	18,409.95	19,476.60	1,066.65	18,409.95	18,409.95	0.00	0.00	0.00	1,066.65	0.00
01/02/2021	09/02/2021		2,000.00	16,309.95	17,250.05	940.10	16,309.95	16,309.95	0.00	0.00	0.00	940.10	0.00
			5,000.00	43,839.85	46,464.95	2,625.10	43,839.85	43,839.85	0.00	0.00	0.00	2,625.10	0.00
RBL.AX - Redbubble Limited - Ordinary Fully Paid													
29/06/2020	20/07/2020		3,000.00	6,169.95	6,490.05	320.10	6,169.95	6,169.95	0.00	0.00	0.00	320.10	0.00
30/09/2020	14/10/2020		2,000.00	8,759.95	8,960.05	200.10	8,759.95	8,759.95	0.00	0.00	0.00	200.10	0.00
30/10/2020	10/11/2020		3,000.00	13,049.95	13,740.05	690.10	13,049.95	13,049.95	0.00	0.00	0.00	690.10	0.00
			8,000.00	27,979.85	29,190.15	1,210.30	27,979.85	27,979.85	0.00	0.00	0.00	1,210.30	0.00
SAR.AX - Saracen Mineral Holdings Limited - Ordinary Fully Paid													
27/08/2020	08/10/2020		3,000.00	15,629.95	16,860.05	1,230.10	15,629.95	15,629.95	0.00	0.00	0.00	1,230.10	0.00
			3,000.00	15,629.95	16,860.05	1,230.10	15,629.95	15,629.95	0.00	0.00	0.00	1,230.10	0.00
STO.AX - Santos Limited													
12/02/2021	26/02/2021		3,000.00	21,059.95	21,720.05	660.10	21,059.95	21,059.95	0.00	0.00	0.00	660.10	0.00
			3,000.00	21,059.95	21,720.05	660.10	21,059.95	21,059.95	0.00	0.00	0.00	660.10	0.00
TRS.AX - The Reject Shop Limited - Ordinary Fully Paid													
24/08/2020	24/08/2020		2,000.00	12,669.95	13,310.05	640.10	12,669.95	12,669.95	0.00	0.00	0.00	640.10	0.00
10/09/2020	17/09/2020		2,000.00	13,749.95	14,190.05	440.10	13,749.95	13,749.95	0.00	0.00	0.00	440.10	0.00
28/09/2020	21/10/2020		2,000.00	14,009.95	14,690.05	680.10	14,009.95	14,009.95	0.00	0.00	0.00	680.10	0.00
29/10/2020	24/11/2020		2,000.00	13,149.95	13,940.05	790.10	13,149.95	13,149.95	0.00	0.00	0.00	790.10	0.00
29/10/2020	24/11/2020		2,000.00	13,069.95	13,940.05	870.10	13,069.95	13,069.95	0.00	0.00	0.00	870.10	0.00

Brooks Family Superannuation Fund

Realised Capital Gains Report


For The Period 01 July 2020 - 30 June 2021



Investment	Accounting Treatment				Tax Treatment								
	Purchase Contract Date	Disposal Contract Date	Units	Cost	Proceeds	Accounting Profit/(Loss)	Adjusted Cost Base	Reduced Cost Base	Indexed Cost Base	Indexed Gains	Discounted Gains (Gross)	Other Gains	Capital Loss
Shares in Listed Companies (Australian)													
30/12/2020	12/02/2021		2,000.00	14,269.95	15,050.05	780.10	14,269.95	14,269.95	0.00	0.00	0.00	780.10	0.00
			12,000.00	80,919.70	85,120.30	4,200.60	80,919.70	80,919.70	0.00	0.00	0.00	4,200.60	0.00
TYR.AX - Tyro Payments Limited													
06/07/2020	08/07/2020		2,000.00	7,239.95	7,460.05	220.10	7,239.95	7,239.95	0.00	0.00	0.00	220.10	0.00
13/07/2020	13/07/2020		3,000.00	11,429.95	11,700.05	270.10	11,429.95	11,429.95	0.00	0.00	0.00	270.10	0.00
			5,000.00	18,669.90	19,160.10	490.20	18,669.90	18,669.90	0.00	0.00	0.00	490.20	0.00
WAM.AX - Wam Capital Limited - Ordinary Fully Paid													
25/06/2020	27/07/2020		3,000.00	5,629.95	5,785.05	155.10	5,629.95	5,629.95	0.00	0.00	0.00	155.10	0.00
			3,000.00	5,629.95	5,785.05	155.10	5,629.95	5,629.95	0.00	0.00	0.00	155.10	0.00
WGN.AX - Wagners Holding Company Limited - Ordinary Fully Paid													
19/02/2021	26/04/2021		3,000.00	5,569.95	6,402.03	832.08	5,569.95	5,569.95	0.00	0.00	0.00	832.08	0.00
30/01/2020	26/04/2021		2,000.00	4,539.95	4,268.02	(271.93)	4,539.95	4,539.95	0.00	0.00	0.00	0.00	(271.93)
			5,000.00	10,109.90	10,670.05	560.15	10,109.90	10,109.90	0.00	0.00	0.00	832.08	(271.93)
Z1P.AX - Zip Co Limited. - Ordinary Fully Paid													
30/06/2020	06/07/2020		2,000.00	10,349.95	11,150.05	800.10	10,349.95	10,349.95	0.00	0.00	0.00	800.10	0.00
19/08/2020	24/08/2020		2,000.00	12,309.95	13,230.05	920.10	12,309.95	12,309.95	0.00	0.00	0.00	920.10	0.00
03/09/2020	12/02/2021		1,000.00	8,489.95	10,237.70	1,747.75	8,489.95	8,489.95	0.00	0.00	0.00	1,747.75	0.00
31/08/2020	12/02/2021		2,000.00	20,229.95	20,475.39	245.44	20,229.95	20,229.95	0.00	0.00	0.00	245.44	0.00
			7,000.00	51,379.80	55,093.19	3,713.39	51,379.80	51,379.80	0.00	0.00	0.00	3,713.39	0.00
Stapled Securities													
			164,000.00	606,264.65	637,601.62	31,336.96	606,264.65	606,264.65	0.00	0.00	0.00	32,913.75	(1,576.79)

Brooks Family Superannuation Fund
Realised Capital Gains Report

For The Period 01 July 2020 - 30 June 2021



Investment	Accounting Treatment				Tax Treatment									
	Purchase Contract Date	Disposal Contract Date	Units	Cost	Proceeds	Accounting Profit/(Loss)	Adjusted Cost Base	Reduced Cost Base	Indexed Cost Base	Indexed Gains	Discounted Gains (Gross)	Other Gains	Capital Loss	
Stapled Securities														
SGP.AX1 - Stockland														
23/12/2020	30/12/2020	3,000.00	12,599.95	12,870.05	270.10	12,599.95	12,599.95	0.00	0.00	0.00	0.00	270.10	0.00	
08/01/2021	18/01/2021	4,000.00	16,869.95	17,410.05	540.10	16,869.95	16,869.95	0.00	0.00	0.00	0.00	540.10	0.00	
02/03/2021	08/03/2021	2,000.00	8,399.95	9,048.02	648.07	8,399.95	8,399.95	0.00	0.00	0.00	0.00	648.07	0.00	
02/03/2021	08/03/2021	3,000.00	12,929.95	13,572.03	642.08	12,929.95	12,929.95	0.00	0.00	0.00	0.00	642.08	0.00	
		12,000.00	50,799.80	52,900.15	2,100.35	50,799.80	50,799.80	0.00	0.00	0.00	0.00	2,100.35	0.00	
		12,000.00	50,799.80	52,900.15	2,100.35	50,799.80	50,799.80	0.00	0.00	0.00	0.00	2,100.35	0.00	
Units in Listed Unit Trusts (Australian)														
JHX.AX1 - James Hardie Industries Plc - Chess Depository Interests 1:1														
17/02/2020	13/08/2020	1,000.00	30,756.61	32,061.48	1,304.87	30,756.61	30,756.61	0.00	0.00	0.00	0.00	1,304.87	0.00	
		1,000.00	30,756.61	32,061.48	1,304.87	30,756.61	30,756.61	0.00	0.00	0.00	0.00	1,304.87	0.00	
		1,000.00	30,756.61	32,061.48	1,304.87	30,756.61	30,756.61	0.00	0.00	0.00	0.00	1,304.87	0.00	
		177,000.00	687,821.06	722,563.25	34,742.18	687,821.06	687,821.06	0.00	0.00	0.00	0.00	36,318.97	(1,576.79)	