

Trendprint Superannuation Fund
Trial Balance



As at 30 June 2023

Last Year	Code	Account Name	Units	Debits	Credits
				\$	\$
	23800	Distributions Received			
(6,480.10)	23800/BLUESKYS.AX	BLUESKY STUDENT QUARTERS YIELD TRUST			
(3,150.56)	23800/MAQ0842AU3	Charter Hall Dir Office W/S A			3,032.40
(2,117.05)	23800/NBI.AX	Nb Global Corporate Income Trust			2,266.00
(783.28)	23800/PGG.AX	Partners Group Global Income Fund			1,224.82
(304.78)	23800/USQ.AX	Us Student Housing Reit			3,325.87
	23900	Dividends Received			
(1,562.00)	23900/ANZ.AX	Australia And New Zealand Banking Group Limited			1,660.76
(266.00)	23900/BLD.AX	Boral Limited.			
(606.08)	23900/CBAPG.AX	CBA-CAP NOTE 3-BBSW+3.40% PERP NON-CUM			225.20
(590.41)	23900/DBI.AX	Dalrymple Bay Infrastructure Limited			107.27
(1,189.90)	23900/JBH.AX	Jb Hi-fi Limited			
(1,123.27)	23900/MQGPD.AX	Macquarie Group Limited			1,481.79
(1,705.61)	23900/NAB.AX	National Australia Bank Limited			2,027.93
(853.77)	23900/NABPF.AX	National Australia Bank Limited			1,452.06
(2,264.56)	23900/PL8.AX	Plato Income Maximiser Limited.			2,491.56
(232.51)	23900/SUNPF.AX	Suncorp Group Limited			
33,101.13	24700	Changes in Market Values of Investments		9,144.98	
	25000	Interest Received			
	25000/ANZCMA	ANZ Cash Account			314.65
(314.06)	25000/MBL940321656	Macquarie Cash Management Accelerator Account			3,301.77
(11.84)	25000/MBL967865080	Macquarie Cash Management Account			133.54
2,255.00	30100	Accountancy Fees		2,255.00	
259.00	30400	ATO Supervisory Levy		259.00	
330.00	30700	Auditor's Remuneration		330.00	
	31500	Bank Charges		20.50	
1,750.00	39900	Portfolio Management Fees		1,750.00	
	41600	Pensions Paid			
29,261.36	41600/BERCOL00002P	(Pensions Paid) Beruldsen, Colin - Pension (Account Based Pension)		18,955.64	
77,110.06	41600/BERLIN00002P	(Pensions Paid) Beruldsen, Linda - Pension (Account Based Pension)		50,198.77	
5,579.22	41600/BERLIN00024P	(Pensions Paid) Beruldsen, Linda - Pension (Account Based Pension 2)		36,796.23	
(3,798.74)	48500	Income Tax Expense			3,621.55
(122,291.25)	49000	Profit/Loss Allocation Account			93,042.95

Trendprint Superannuation Fund
Trial Balance



As at 30 June 2023

Last Year	Code	Account Name	Units	Debits	Credits
				\$	\$
	50010	Opening Balance			
(105,954.92)	50010/BERCOL00002P	(Opening Balance) Beruldsen, Colin - Pension (Account Based Pension)			75,041.13
(335,281.64)	50010/BERLIN00002P	(Opening Balance) Beruldsen, Linda - Pension (Account Based Pension)			252,813.08
(191,282.66)	50010/BERLIN00024P	(Opening Balance) Beruldsen, Linda - Pension (Account Based Pension 2)			182,373.76
	53100	Share of Profit/(Loss)			
1,652.43	53100/BERCOL00002P	(Share of Profit/(Loss)) Beruldsen, Colin - Pension (Account Based Pension)			1,850.96
5,358.50	53100/BERLIN00002P	(Share of Profit/(Loss)) Beruldsen, Linda - Pension (Account Based Pension)			6,430.61
3,329.68	53100/BERLIN00024P	(Share of Profit/(Loss)) Beruldsen, Linda - Pension (Account Based Pension 2)			4,626.12
	54160	Pensions Paid			
29,261.36	54160/BERCOL00002P	(Pensions Paid) Beruldsen, Colin - Pension (Account Based Pension)		18,955.64	
77,110.06	54160/BERLIN00002P	(Pensions Paid) Beruldsen, Linda - Pension (Account Based Pension)		50,198.77	
5,579.22	54160/BERLIN00024P	(Pensions Paid) Beruldsen, Linda - Pension (Account Based Pension 2)		36,796.23	
	60400	Bank Accounts			
18,489.31	60400/ANZCMA	ANZ Cash Account		24,334.69	
85,799.12	60400/MBL940321656	Macquarie Cash Management Accelerator Account		114,100.89	
7,383.55	60400/MBL967865080	Macquarie Cash Management Account		932.09	
	61800	Distributions Receivable			
787.64	61800/MAQ0842AU3	Charter Hall Dir Office W/S A		728.56	
217.24	61800/NBI.AX	Nb Global Corporate Income Trust		261.32	
141.20	61800/PGG.AX	Partners Group Global Income Fund		160.38	
	77600	Shares in Listed Companies (Australian)			
24,233.00	77600/ANZ.AX	Australia And New Zealand Banking Group Limited	1,174.0000	27,835.54	
25,425.00	77600/CBAPG.AX	CBA-CAP NOTE 3-BBSW+3.40% PERP NON-CUM	0.0000		0.00
25,785.00	77600/MQGPD.AX	Macquarie Group Limited	250.0000	26,237.50	
36,784.77	77600/NAB.AX	National Australia Bank Limited	0.0000		0.00
31,023.00	77600/NABPF.AX	National Australia Bank Limited	300.0000	31,184.40	
49,990.59	77600/PL8.AX	Plato Income Maximiser Limited.	34,197.0000	43,430.19	
572.00	77600/Z1P.AX	Zip Co Limited.	1,300.0000	533.00	
	78200	Units in Listed Unit Trusts (Australian)			
23,049.00	78200/DBI.AX	Dalrymple Bay Infrastructure Limited	0.0000		0.00
60,793.60	78200/MAQ0842AU3	Charter Hall Dir Office W/S A	31,505.4496	50,348.86	

Trendprint Superannuation Fund



Trial Balance

As at 30 June 2023

Last Year	Code	Account Name	Units	Debits	Credits
				\$	\$
28,537.81	78200/NBI.AX	Nb Global Corporate Income Trust	21,457.0000	29,288.81	
14,067.50	78200/PGG.AX	Partners Group Global Income Fund	8,500.0000	14,535.00	
73,349.90	78200/USQ.AX	Us Student Housing Reit	56,423.0000	49,652.24	
3,798.74	85000	Income Tax Payable/Refundable		3,621.55	
				642,845.78	642,845.78
Current Year Profit/(Loss): (96,664.50)					


Trendprint Superannuation Fund General Ledger

As at 30 June 2023

Transaction Date	Description	Units	Debit	Credit	Balance \$
Distributions Received (23800)					
<u>Charter Hall Dir Office W/S A (MAQ0842AU3)</u>					
18/10/2022	MAQ0842AU Dividend/Distribution			787.64	787.64 CR
19/01/2023	MAQ0842AU Dividend/Distribution			787.64	1,575.28 CR
19/04/2023	MAQ0842AU Dividend/Distribution			728.56	2,303.84 CR
30/06/2023	Take up dist. receivable			728.56	3,032.40 CR
30/06/2023	MAQ0842AU3 - Charter Hall Dir Office W/S A - Generate Tax Data - 30/06/2023				3,032.40 CR
			0.00	3,032.40	3,032.40 CR
<u>Nb Global Corporate Income Trust (NBI.AX)</u>					
16/08/2022	NBI Dividend/Distribution [System Matched Income Data]			152.59	152.59 CR
14/09/2022	NBI Dividend/Distribution [System Matched Income Data]			152.59	305.18 CR
17/10/2022	NBI Dividend/Distribution [System Matched Income Data]			152.59	457.77 CR
14/11/2022	NBI Dividend/Distribution [System Matched Income Data]			152.59	610.36 CR
14/12/2022	NBI Dividend/Distribution [System Matched Income Data]			152.59	762.95 CR
16/01/2023	NBI Dividend/Distribution [System Matched Income Data]			152.59	915.54 CR
14/02/2023	NBI Dividend/Distribution [System Matched Income Data]			152.59	1,068.13 CR
14/03/2023	NBI Dividend/Distribution [System Matched Income Data]			152.59	1,220.72 CR
18/04/2023	NBI Dividend/Distribution [System Matched Income Data]			261.32	1,482.04 CR
15/05/2023	NBI Dividend/Distribution [System Matched Income Data]			261.32	1,743.36 CR
15/06/2023	NBI Dividend/Distribution [System Matched Income Data]			261.32	2,004.68 CR
30/06/2023	Take up dist. receivable			261.32	2,266.00 CR
30/06/2023	NBI.AX - Nb Global Corporate Income Trust - Generate Tax Data - 30/06/2023				2,266.00 CR
			0.00	2,266.00	2,266.00 CR
<u>Partners Group Global Income Fund (PGG.AX)</u>					
16/08/2022	PGG Dividend/Distribution [System Matched Income Data]			74.65	74.65 CR
16/09/2022	PGG Dividend/Distribution [System Matched Income Data]			82.19	156.84 CR
18/10/2022	PGG Dividend/Distribution [System Matched Income Data]			88.54	245.38 CR
16/11/2022	PGG Dividend/Distribution [System Matched Income Data]			93.04	338.42 CR
16/12/2022	PGG Dividend/Distribution [System Matched Income Data]			96.80	435.22 CR
19/01/2023	PGG Dividend/Distribution [System Matched Income Data]			99.90	535.12 CR
17/02/2023	PGG Dividend/Distribution [System Matched Income Data]			100.58	635.70 CR
17/03/2023	PGG Dividend/Distribution [System Matched Income Data]			103.24	738.94 CR
21/04/2023	PGG Dividend/Distribution [System Matched Income Data]			106.86	845.80 CR
18/05/2023	PGG Dividend/Distribution [System Matched Income Data]			107.66	953.46 CR
20/06/2023	PGG Dividend/Distribution [System Matched Income Data]			110.98	1,064.44 CR
30/06/2023	Take up dist. receivable			160.38	1,224.82 CR
30/06/2023	PGG.AX - Partners Group Global Income Fund - Generate Tax Data - 30/06/2023				1,224.82 CR

Trendprint Superannuation Fund


General Ledger



As at 30 June 2023

Transaction Date	Description	Units	Debit	Credit	Balance \$
			0.00	1,224.82	1,224.82 CR
<u>Us Student Housing Reit (USQ.AX)</u>					
30/08/2022	USQ Dividend/Distribution			852.12	852.12 CR
30/11/2022	USQ Dividend/Distribution [System Matched Income Data]			659.36	1,511.48 CR
28/02/2023	USQ Dividend/Distribution			900.92	2,412.40 CR
29/05/2023	USQ Dividend/Distribution			913.47	3,325.87 CR
30/06/2023	USQ.AX - Us Student Housing Reit - Custom Tax Data - 30/06/2023				3,325.87 CR
			0.00	3,325.87	3,325.87 CR
<u>Dividends Received (23900)</u>					
<u>Australia And New Zealand Banking Group Limited (ANZ.AX)</u>					
01/07/2022	ANZ Dividend/Distribution [System Matched Income Data]			792.00	792.00 CR
15/12/2022	ANZ Dividend/Distribution			868.76	1,660.76 CR
				1,660.76	1,660.76 CR
<u>CBA-CAP NOTE 3-BBSW+3.40% PERP NON-CUM (CBAPG.AX)</u>					
15/09/2022	CBAPG Dividend/Distribution			225.20	225.20 CR
				225.20	225.20 CR
<u>Dalrymple Bay Infrastructure Limited (DBI.AX)</u>					
21/12/2022	DBI Dividend/Distribution			107.27	107.27 CR
				107.27	107.27 CR
<u>Macquarie Group Limited (MQGPD.AX)</u>					
12/09/2022	MQGPD Dividend/Distribution [System Matched Income Data]			310.87	310.87 CR
12/12/2022	MQGPD Dividend/Distribution [System Matched Income Data]			363.02	673.89 CR
10/03/2023	MQGPD Dividend/Distribution [System Matched Income Data]			375.20	1,049.09 CR
13/06/2023	MQGPD Dividend/Distribution [System Matched Income Data]			432.70	1,481.79 CR
				1,481.79	1,481.79 CR
<u>National Australia Bank Limited (NAB.AX)</u>					
05/07/2022	NAB Dividend/Distribution [System Matched Income Data]			980.39	980.39 CR
14/12/2022	NAB Dividend/Distribution [System Matched Income Data]			1,047.54	2,027.93 CR
				2,027.93	2,027.93 CR
<u>National Australia Bank Limited (NABPF.AX)</u>					
19/09/2022	NABPF Dividend/Distribution [System Matched Income Data]			313.62	313.62 CR
19/12/2022	NABPF Dividend/Distribution [System Matched Income Data]			358.17	671.79 CR
17/03/2023	NABPF Dividend/Distribution [System Matched Income Data]			364.62	1,036.41 CR
19/06/2023	NABPF Dividend/Distribution [System Matched Income Data]			415.65	1,452.06 CR
				1,452.06	1,452.06 CR
<u>Plato Income Maximiser Limited. (PL8.AX)</u>					
29/07/2022	PL8 Dividend/Distribution [System Matched Income Data]			235.00	235.00 CR
31/08/2022	PL8 Dividend/Distribution [System Matched Income Data]			235.00	470.00 CR
30/09/2022	PL8 Dividend/Distribution [System Matched Income Data]			235.00	705.00 CR
31/10/2022	PL8 Dividend/Distribution [System			235.00	940.00 CR

Trendprint Superannuation Fund
General Ledger



As at 30 June 2023

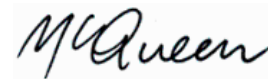
Transaction Date	Description	Units	Debit	Credit	Balance \$
	Matched Income Data]				
30/11/2022	PL8 Dividend/Distribution [System Matched Income Data]			235.00	1,175.00 CR
30/12/2022	PL8 Dividend/Distribution			188.08	1,363.08 CR
31/01/2023	PL8 Dividend/Distribution			188.08	1,551.16 CR
28/02/2023	PL8 Dividend/Distribution			188.08	1,739.24 CR
31/03/2023	PL8 Dividend/Distribution			188.08	1,927.32 CR
02/05/2023	PL8 Dividend/Distribution			188.08	2,115.40 CR
31/05/2023	PL8 Dividend/Distribution			188.08	2,303.48 CR
30/06/2023	PL8 Dividend/Distribution			188.08	2,491.56 CR
				2,491.56	2,491.56 CR

Changes in Market Values of Investments (24700)

Changes in Market Values of Investments (24700)

29/11/2022	PL8 - Sell (PL8.AX)			612.14	612.14 CR
29/11/2022	CBAPG - Sell (CBAPG.AX)			929.44	1,541.58 CR
29/11/2022	NAB - Sell (NAB.AX)			1,460.37	3,001.95 CR
29/11/2022	Unrealised Gain writeback as at 29/11/2022 (PL8.AX)		910.97		2,090.98 CR
29/11/2022	Unrealised Gain writeback as at 29/11/2022 (CBAPG.AX)		425.00		1,665.98 CR
29/11/2022	Unrealised Gain writeback as at 29/11/2022 (NAB.AX)		1,113.79		552.19 CR
02/02/2023	NAB - Sell (NAB.AX)			6,447.65	6,999.84 CR
02/02/2023	Unrealised Gain writeback as at 02/02/2023 (NAB.AX)		1,212.53		5,787.31 CR
06/02/2023	DBI - Sell (DBI.AX)			2,101.55	7,888.86 CR
06/02/2023	Unrealised Gain writeback as at 06/02/2023 (DBI.AX)			4,970.01	12,858.87 CR
14/03/2023	MAQ0842AU - Sell (Auto reprocessed due to distribution entered / deleted on 30/06/2023) (MAQ0842AU)			657.53	13,516.40 CR
14/03/2023	Unrealised Gain writeback as at 14/03/2023 (MAQ0842AU)		809.52		12,706.88 CR
30/06/2023	Revaluation - 30/06/2023 @ \$1.365000 (System Price) - 21,457.000000 Units on hand (NBI.AX)			751.00	13,457.88 CR
30/06/2023	Revaluation - 30/06/2023 @ \$103.948000 (System Price) - 300.000000 Units on hand (NABPF.AX)			161.40	13,619.28 CR
30/06/2023	Revaluation - 30/06/2023 @ \$0.880000 (System Price) - 56,423.000000 Units on hand (USQ.AX)		23,697.66		10,078.38 DR
30/06/2023	Revaluation - 30/06/2023 @ \$1.710000 (System Price) - 8,500.000000 Units on hand (PGG.AX)			467.50	9,610.88 DR
30/06/2023	Revaluation - 30/06/2023 @ \$104.950000 (System Price) - 250.000000 Units on hand (MQGPD.AX)			452.50	9,158.38 DR
30/06/2023	Revaluation - 30/06/2023 @ \$1.270000 (System Price) - 34,197.000000 Units on hand (PL8.AX)			3,733.68	5,424.70 DR
30/06/2023	Revaluation - 30/06/2023 @ \$1.621300 (Exit) - 31,505.449600 Units on hand (MAQ0842AU)		5,154.29		10,578.99 DR
30/06/2023	Revaluation - 30/06/2023 @ \$23.710000 (System Price) - 1,174.000000 Units on hand (ANZ.AX)			2,203.94	8,375.05 DR
30/06/2023	Revaluation - 30/06/2023 @ \$0.410000 (Custom) - 1,300.000000 Units on hand (Z1P.AX)		39.00		8,414.05 DR
30/06/2023	Revaluation - 30/06/2023 @ \$1.088624 (Custom) - 31,505.449600 Units on hand		16,782.20		25,196.25 DR


Trendprint Superannuation Fund
General Ledger



As at 30 June 2023

Transaction Date	Description	Units	Debit	Credit	Balance \$
	(MAQ0842AU)				
30/06/2023	Revaluation - 30/06/2023 @ \$1.598100 (Custom) - 31,505.449600 Units on hand (MAQ0842AU)			16,051.27	9,144.98 DR
			50,144.96	40,999.98	9,144.98 DR
Interest Received (25000)					
<u>ANZ Cash Account (ANZCMA)</u>					
04/07/2022	Interest			4.67	4.67 CR
02/08/2022	Interest			11.72	16.39 CR
02/09/2022	Interest			13.70	30.09 CR
04/10/2022	Interest			12.16	42.25 CR
02/11/2022	Interest			11.15	53.40 CR
02/12/2022	Interest			33.61	87.01 CR
04/01/2023	Interest			28.49	115.50 CR
02/02/2023	Interest			18.77	134.27 CR
02/03/2023	Interest			57.09	191.36 CR
04/04/2023	Interest			53.88	245.24 CR
02/05/2023	Interest			37.13	282.37 CR
02/06/2023	Interest			32.28	314.65 CR
				314.65	314.65 CR
<u>Macquarie Cash Management Accelerator Account (MBL940321656)</u>					
29/07/2022	MACQUARIE ACCELERATOR INTEREST PAID			81.27	81.27 CR
31/08/2022	MACQUARIE ACCELERATOR INTEREST PAID			122.77	204.04 CR
30/09/2022	MACQUARIE ACCELERATOR INTEREST PAID			144.90	348.94 CR
31/10/2022	MACQUARIE ACCELERATOR INTEREST PAID			178.42	527.36 CR
30/11/2022	MACQUARIE ACCELERATOR INTEREST PAID			164.25	691.61 CR
30/12/2022	MACQUARIE ACCELERATOR INTEREST PAID			287.08	978.69 CR
31/01/2023	MACQUARIE ACCELERATOR INTEREST PAID			345.66	1,324.35 CR
28/02/2023	MACQUARIE ACCELERATOR INTEREST PAID			329.08	1,653.43 CR
31/03/2023	MACQUARIE ACCELERATOR INTEREST PAID			426.05	2,079.48 CR
28/04/2023	MACQUARIE ACCELERATOR INTEREST PAID			398.32	2,477.80 CR
31/05/2023	MACQUARIE ACCELERATOR INTEREST PAID			444.93	2,922.73 CR
30/06/2023	MACQUARIE ACCELERATOR INTEREST PAID			379.04	3,301.77 CR
				3,301.77	3,301.77 CR
<u>Macquarie Cash Management Account (MBL967865080)</u>					
29/07/2022	MACQUARIE CMA INTEREST PAID			2.25	2.25 CR
31/08/2022	MACQUARIE CMA INTEREST PAID			7.71	9.96 CR
30/09/2022	MACQUARIE CMA INTEREST PAID			10.95	20.91 CR
31/10/2022	MACQUARIE CMA INTEREST PAID			12.96	33.87 CR
30/11/2022	MACQUARIE CMA INTEREST PAID			7.85	41.72 CR
30/12/2022	MACQUARIE CMA INTEREST PAID			26.33	68.05 CR
31/01/2023	MACQUARIE CMA INTEREST PAID			9.18	77.23 CR
28/02/2023	MACQUARIE CMA INTEREST PAID			24.41	101.64 CR

Trendprint Superannuation Fund
General Ledger



As at 30 June 2023

Transaction Date	Description	Units	Debit	Credit	Balance \$
31/03/2023	MACQUARIE CMA INTEREST PAID			2.11	103.75 CR
28/04/2023	MACQUARIE CMA INTEREST PAID			2.28	106.03 CR
31/05/2023	MACQUARIE CMA INTEREST PAID			20.39	126.42 CR
30/06/2023	MACQUARIE CMA INTEREST PAID*			7.12	133.54 CR
				133.54	133.54 CR
Accountancy Fees (30100)					
<u>Accountancy Fees (30100)</u>					
15/11/2022	TRANSACT FUNDS TFR TO MCQUEEN ACCOUNTING		2,255.00		2,255.00 DR
			2,255.00		2,255.00 DR
ATO Supervisory Levy (30400)					
<u>ATO Supervisory Levy (30400)</u>					
16/11/2022	ATO001000017832625		259.00		259.00 DR
			259.00		259.00 DR
Auditor's Remuneration (30700)					
<u>Auditor's Remuneration (30700)</u>					
15/11/2022	TRANSACT FUNDS TFR TO MCQUEEN ACCOUNTING		330.00		330.00 DR
			330.00		330.00 DR
Bank Charges (31500)					
<u>Bank Charges (31500)</u>					
31/01/2023	MF TRAN FEE S		20.50		20.50 DR
			20.50		20.50 DR
Portfolio Management Fees (39900)					
<u>Portfolio Management Fees (39900)</u>					
06/07/2022	Expense Recovery FY22		100.00		100.00 DR
15/07/2022	Carnbrea & Co: Ongoing Adviser Fee		137.50		237.50 DR
15/08/2022	Carnbrea & Co: Ongoing Adviser Fee		137.50		375.00 DR
15/09/2022	Carnbrea & Co: Ongoing Adviser Fee		137.50		512.50 DR
17/10/2022	Carnbrea & Co: Ongoing Adviser Fee		137.50		650.00 DR
15/11/2022	Carnbrea & Co: Ongoing Adviser Fee		137.50		787.50 DR
15/12/2022	Carnbrea & Co: Ongoing Adviser Fee		137.50		925.00 DR
16/01/2023	Carnbrea & Co: Ongoing Adviser Fee		137.50		1,062.50 DR
15/02/2023	Carnbrea & Co: Ongoing Adviser Fee		137.50		1,200.00 DR
15/03/2023	Carnbrea & Co: Ongoing Adviser Fee		137.50		1,337.50 DR
17/04/2023	Carnbrea & Co: Ongoing Adviser Fee		137.50		1,475.00 DR
15/05/2023	Carnbrea & Co: Ongoing Adviser Fee		137.50		1,612.50 DR
15/06/2023	Carnbrea & Co: Ongoing Adviser Fee		137.50		1,750.00 DR
			1,750.00		1,750.00 DR
Pensions Paid (41600)					
<u>(Pensions Paid) Beruldsen, Colin - Pension (Account Based Pension) (BERCOL00002P)</u>					
05/07/2022	7A Loan Linda Monthly Repayment		441.99		441.99 DR
27/07/2022	Regular Payment		514.09		956.08 DR
05/08/2022	7A Loan Linda Monthly Repayment		441.99		1,398.07 DR
29/08/2022	Regular Payment		514.09		1,912.16 DR
05/09/2022	7A Loan Linda Monthly Repayment		441.99		2,354.15 DR

Trendprint Superannuation Fund
General Ledger




As at 30 June 2023

Transaction Date	Description	Units	Debit	Credit	Balance \$
27/09/2022	Regular Payment		514.09		2,868.24 DR
05/10/2022	7A Loan Linda Monthly Repayment		1,241.48		4,109.72 DR
24/10/2022	TRANSACT FUNDS TFR TO COLIN AND LINDA BE		856.82		4,966.54 DR
27/10/2022	Regular Payment		514.09		5,480.63 DR
04/11/2022	7A Loan Linda Monthly Repayment		441.99		5,922.62 DR
25/11/2022	Regular Payment		514.09		6,436.71 DR
05/12/2022	7A Loan Linda Monthly Repayment		441.99		6,878.70 DR
20/12/2022	TRF FOR DENTAL		856.82		7,735.52 DR
23/12/2022	Regular Payment		514.09		8,249.61 DR
05/01/2023	7A Loan Linda Monthly Repayment		441.99		8,691.60 DR
27/01/2023	Regular Payment		514.09		9,205.69 DR
03/02/2023	7A Loan Linda Monthly Repayment		441.99		9,647.68 DR
06/02/2023	TRANSACT FUNDS TFR TO COLIN AND LINDA BE		856.82		10,504.50 DR
27/02/2023	Regular Payment		514.09		11,018.59 DR
01/03/2023	TRANSACT FUNDS TFR TO COLIN AND LINDA BE		856.82		11,875.41 DR
03/03/2023	TRANSACT FUNDS TFR TO COLIN AND LINDA BE		685.45		12,560.86 DR
03/03/2023	7A Loan Linda Monthly Repayment		441.99		13,002.85 DR
27/03/2023	Regular Payment		514.09		13,516.94 DR
05/04/2023	7A Loan Linda Monthly Repayment		441.99		13,958.93 DR
27/04/2023	Regular Payment		514.09		14,473.02 DR
02/05/2023	TRANSACT FUNDS TFR TO COLIN AND LINDA BE		856.82		15,329.84 DR
05/05/2023	7A Loan Linda Monthly Repayment		441.99		15,771.83 DR
26/05/2023	Regular Payment		514.09		16,285.92 DR
02/06/2023	TRANSACT FUNDS TFR TO COLIN AND LINDA BE		856.82		17,142.74 DR
05/06/2023	7A Loan Linda Monthly Repayment		441.99		17,584.73 DR
15/06/2023	Funds transfer		856.82		18,441.55 DR
27/06/2023	Regular Payment		514.09		18,955.64 DR
			18,955.64		18,955.64 DR

(Pensions Paid) Beruldsen, Linda - Pension (Account Based Pension) (BERLIN00002P)

05/07/2022	7A Loan Linda Monthly Repayment		1,241.48		1,241.48 DR
27/07/2022	Regular Payment		1,444.02		2,685.50 DR
05/08/2022	7A Loan Linda Monthly Repayment		1,241.48		3,926.98 DR
29/08/2022	Regular Payment		1,444.02		5,371.00 DR
05/09/2022	7A Loan Linda Monthly Repayment		1,241.48		6,612.48 DR
27/09/2022	Regular Payment		1,444.02		8,056.50 DR
05/10/2022	7A Loan Linda Monthly Repayment		441.99		8,498.49 DR
24/10/2022	TRANSACT FUNDS TFR TO COLIN AND LINDA BE		2,406.70		10,905.19 DR
27/10/2022	Regular Payment		1,444.02		12,349.21 DR
04/11/2022	7A Loan Linda Monthly Repayment		1,241.48		13,590.69 DR
25/11/2022	Regular Payment		1,444.02		15,034.71 DR
05/12/2022	7A Loan Linda Monthly Repayment		1,241.48		16,276.19 DR
20/12/2022	TRF FOR DENTAL		2,406.70		18,682.89 DR
23/12/2022	Regular Payment		1,444.02		20,126.91 DR
05/01/2023	7A Loan Linda Monthly Repayment		1,241.48		21,368.39 DR
27/01/2023	Regular Payment		1,444.02		22,812.41 DR

Trendprint Superannuation Fund
General Ledger



As at 30 June 2023

Transaction Date	Description	Units	Debit	Credit	Balance \$
03/02/2023	7A Loan Linda Monthly Repayment		1,241.48		24,053.89 DR
06/02/2023	TRANSACT FUNDS TFR TO COLIN AND LINDA BE		2,406.70		26,460.59 DR
27/02/2023	Regular Payment		1,444.02		27,904.61 DR
01/03/2023	TRANSACT FUNDS TFR TO COLIN AND LINDA BE		2,406.70		30,311.31 DR
03/03/2023	TRANSACT FUNDS TFR TO COLIN AND LINDA BE		1,925.36		32,236.67 DR
03/03/2023	7A Loan Linda Monthly Repayment		1,241.48		33,478.15 DR
27/03/2023	Regular Payment		1,444.02		34,922.17 DR
05/04/2023	7A Loan Linda Monthly Repayment		1,241.48		36,163.65 DR
27/04/2023	Regular Payment		1,444.02		37,607.67 DR
02/05/2023	TRANSACT FUNDS TFR TO COLIN AND LINDA BE		2,406.70		40,014.37 DR
05/05/2023	7A Loan Linda Monthly Repayment		1,241.48		41,255.85 DR
26/05/2023	Regular Payment		1,444.02		42,699.87 DR
02/06/2023	TRANSACT FUNDS TFR TO COLIN AND LINDA BE		2,406.70		45,106.57 DR
05/06/2023	7A Loan Linda Monthly Repayment		1,241.48		46,348.05 DR
15/06/2023	Funds transfer		2,406.70		48,754.75 DR
27/06/2023	Regular Payment		1,444.02		50,198.77 DR
			50,198.77		50,198.77 DR

(Pensions Paid) Beruldsen, Linda - Pension (Account Based Pension 2) (BERLIN00024P)

05/07/2022	7A Loan Linda Monthly Repayment		895.75		895.75 DR
27/07/2022	Regular Payment		1,041.89		1,937.64 DR
05/08/2022	7A Loan Linda Monthly Repayment		895.75		2,833.39 DR
29/08/2022	Regular Payment		1,041.89		3,875.28 DR
05/09/2022	7A Loan Linda Monthly Repayment		895.75		4,771.03 DR
27/09/2022	Regular Payment		1,041.89		5,812.92 DR
05/10/2022	7A Loan Linda Monthly Repayment		895.75		6,708.67 DR
24/10/2022	TRANSACT FUNDS TFR TO COLIN AND LINDA BE		1,736.48		8,445.15 DR
27/10/2022	Regular Payment		1,041.89		9,487.04 DR
04/11/2022	7A Loan Linda Monthly Repayment		895.75		10,382.79 DR
25/11/2022	Regular Payment		1,041.89		11,424.68 DR
05/12/2022	7A Loan Linda Monthly Repayment		895.75		12,320.43 DR
20/12/2022	TRF FOR DENTAL		1,736.48		14,056.91 DR
23/12/2022	Regular Payment		1,041.89		15,098.80 DR
05/01/2023	7A Loan Linda Monthly Repayment		895.75		15,994.55 DR
27/01/2023	Regular Payment		1,041.89		17,036.44 DR
03/02/2023	7A Loan Linda Monthly Repayment		895.75		17,932.19 DR
06/02/2023	TRANSACT FUNDS TFR TO COLIN AND LINDA BE		1,736.48		19,668.67 DR
27/02/2023	Regular Payment		1,041.89		20,710.56 DR
01/03/2023	TRANSACT FUNDS TFR TO COLIN AND LINDA BE		1,736.48		22,447.04 DR
03/03/2023	TRANSACT FUNDS TFR TO COLIN AND LINDA BE		1,389.19		23,836.23 DR
03/03/2023	7A Loan Linda Monthly Repayment		895.75		24,731.98 DR
27/03/2023	Regular Payment		1,041.89		25,773.87 DR
05/04/2023	7A Loan Linda Monthly Repayment		895.75		26,669.62 DR
27/04/2023	Regular Payment		1,041.89		27,711.51 DR
02/05/2023	TRANSACT FUNDS TFR TO COLIN AND		1,736.48		29,447.99 DR

Trendprint Superannuation Fund
General Ledger



As at 30 June 2023

Transaction Date	Description	Units	Debit	Credit	Balance \$
	LINDA BE				
05/05/2023	7A Loan Linda Monthly Repayment		895.75		30,343.74 DR
26/05/2023	Regular Payment		1,041.89		31,385.63 DR
02/06/2023	TRANSACT FUNDS TFR TO COLIN AND LINDA BE		1,736.48		33,122.11 DR
05/06/2023	7A Loan Linda Monthly Repayment		895.75		34,017.86 DR
15/06/2023	Funds transfer		1,736.48		35,754.34 DR
27/06/2023	Regular Payment		1,041.89		36,796.23 DR
			36,796.23		36,796.23 DR

Income Tax Expense (48500)

Income Tax Expense (48500)

30/06/2023	Create Entries - Franking Credits Adjustment - 30/06/2023			3,621.55	3,621.55 CR
				3,621.55	3,621.55 CR

Profit/Loss Allocation Account (49000)

Profit/Loss Allocation Account (49000)

05/07/2022	System Member Journals			1,241.48	1,241.48 CR
05/07/2022	System Member Journals			895.75	2,137.23 CR
05/07/2022	System Member Journals			441.99	2,579.22 CR
27/07/2022	System Member Journals			1,444.02	4,023.24 CR
27/07/2022	System Member Journals			1,041.89	5,065.13 CR
27/07/2022	System Member Journals			514.09	5,579.22 CR
05/08/2022	System Member Journals			1,241.48	6,820.70 CR
05/08/2022	System Member Journals			895.75	7,716.45 CR
05/08/2022	System Member Journals			441.99	8,158.44 CR
29/08/2022	System Member Journals			1,444.02	9,602.46 CR
29/08/2022	System Member Journals			1,041.89	10,644.35 CR
29/08/2022	System Member Journals			514.09	11,158.44 CR
05/09/2022	System Member Journals			1,241.48	12,399.92 CR
05/09/2022	System Member Journals			895.75	13,295.67 CR
05/09/2022	System Member Journals			441.99	13,737.66 CR
27/09/2022	System Member Journals			1,444.02	15,181.68 CR
27/09/2022	System Member Journals			1,041.89	16,223.57 CR
27/09/2022	System Member Journals			514.09	16,737.66 CR
05/10/2022	System Member Journals			1,241.48	17,979.14 CR
05/10/2022	System Member Journals			895.75	18,874.89 CR
05/10/2022	System Member Journals			441.99	19,316.88 CR
24/10/2022	System Member Journals			2,406.70	21,723.58 CR
24/10/2022	System Member Journals			1,736.48	23,460.06 CR
24/10/2022	System Member Journals			856.82	24,316.88 CR
27/10/2022	System Member Journals			1,444.02	25,760.90 CR
27/10/2022	System Member Journals			1,041.89	26,802.79 CR
27/10/2022	System Member Journals			514.09	27,316.88 CR
04/11/2022	System Member Journals			1,241.48	28,558.36 CR
04/11/2022	System Member Journals			895.75	29,454.11 CR
04/11/2022	System Member Journals			441.99	29,896.10 CR
25/11/2022	System Member Journals			1,444.02	31,340.12 CR
25/11/2022	System Member Journals			1,041.89	32,382.01 CR


Trendprint Superannuation Fund
General Ledger



As at 30 June 2023

Transaction Date	Description	Units	Debit	Credit	Balance \$
25/11/2022	System Member Journals			514.09	32,896.10 CR
05/12/2022	System Member Journals			1,241.48	34,137.58 CR
05/12/2022	System Member Journals			895.75	35,033.33 CR
05/12/2022	System Member Journals			441.99	35,475.32 CR
20/12/2022	System Member Journals			2,406.70	37,882.02 CR
20/12/2022	System Member Journals			1,736.48	39,618.50 CR
20/12/2022	System Member Journals			856.82	40,475.32 CR
23/12/2022	System Member Journals			1,444.02	41,919.34 CR
23/12/2022	System Member Journals			1,041.89	42,961.23 CR
23/12/2022	System Member Journals			514.09	43,475.32 CR
05/01/2023	System Member Journals			1,241.48	44,716.80 CR
05/01/2023	System Member Journals			895.75	45,612.55 CR
05/01/2023	System Member Journals			441.99	46,054.54 CR
27/01/2023	System Member Journals			1,444.02	47,498.56 CR
27/01/2023	System Member Journals			1,041.89	48,540.45 CR
27/01/2023	System Member Journals			514.09	49,054.54 CR
03/02/2023	System Member Journals			1,241.48	50,296.02 CR
03/02/2023	System Member Journals			895.75	51,191.77 CR
03/02/2023	System Member Journals			441.99	51,633.76 CR
06/02/2023	System Member Journals			2,406.70	54,040.46 CR
06/02/2023	System Member Journals			1,736.48	55,776.94 CR
06/02/2023	System Member Journals			856.82	56,633.76 CR
27/02/2023	System Member Journals			1,444.02	58,077.78 CR
27/02/2023	System Member Journals			1,041.89	59,119.67 CR
27/02/2023	System Member Journals			514.09	59,633.76 CR
01/03/2023	System Member Journals			2,406.70	62,040.46 CR
01/03/2023	System Member Journals			1,736.48	63,776.94 CR
01/03/2023	System Member Journals			856.82	64,633.76 CR
03/03/2023	System Member Journals			1,241.48	65,875.24 CR
03/03/2023	System Member Journals			895.75	66,770.99 CR
03/03/2023	System Member Journals			441.99	67,212.98 CR
03/03/2023	System Member Journals			1,925.36	69,138.34 CR
03/03/2023	System Member Journals			1,389.19	70,527.53 CR
03/03/2023	System Member Journals			685.45	71,212.98 CR
27/03/2023	System Member Journals			1,444.02	72,657.00 CR
27/03/2023	System Member Journals			1,041.89	73,698.89 CR
27/03/2023	System Member Journals			514.09	74,212.98 CR
05/04/2023	System Member Journals			1,241.48	75,454.46 CR
05/04/2023	System Member Journals			895.75	76,350.21 CR
05/04/2023	System Member Journals			441.99	76,792.20 CR
27/04/2023	System Member Journals			1,444.02	78,236.22 CR
27/04/2023	System Member Journals			1,041.89	79,278.11 CR
27/04/2023	System Member Journals			514.09	79,792.20 CR
02/05/2023	System Member Journals			2,406.70	82,198.90 CR
02/05/2023	System Member Journals			1,736.48	83,935.38 CR
02/05/2023	System Member Journals			856.82	84,792.20 CR
05/05/2023	System Member Journals			1,241.48	86,033.68 CR

Trendprint Superannuation Fund General Ledger



As at 30 June 2023

Transaction Date	Description	Units	Debit	Credit	Balance \$
05/05/2023	System Member Journals			895.75	86,929.43 CR
05/05/2023	System Member Journals			441.99	87,371.42 CR
26/05/2023	System Member Journals			1,444.02	88,815.44 CR
26/05/2023	System Member Journals			1,041.89	89,857.33 CR
26/05/2023	System Member Journals			514.09	90,371.42 CR
02/06/2023	System Member Journals			2,406.70	92,778.12 CR
02/06/2023	System Member Journals			1,736.48	94,514.60 CR
02/06/2023	System Member Journals			856.82	95,371.42 CR
05/06/2023	System Member Journals			1,241.48	96,612.90 CR
05/06/2023	System Member Journals			895.75	97,508.65 CR
05/06/2023	System Member Journals			441.99	97,950.64 CR
15/06/2023	System Member Journals			2,406.70	100,357.34 CR
15/06/2023	System Member Journals			1,736.48	102,093.82 CR
15/06/2023	System Member Journals			856.82	102,950.64 CR
27/06/2023	System Member Journals			1,444.02	104,394.66 CR
27/06/2023	System Member Journals			1,041.89	105,436.55 CR
27/06/2023	System Member Journals			514.09	105,950.64 CR
30/06/2023	Create Entries - Profit/Loss Allocation - 30/06/2023		6,430.61		99,520.03 CR
30/06/2023	Create Entries - Profit/Loss Allocation - 30/06/2023		4,626.12		94,893.91 CR
30/06/2023	Create Entries - Profit/Loss Allocation - 30/06/2023		1,850.96		93,042.95 CR
			12,907.69	105,950.64	93,042.95 CR

Opening Balance (50010)

(Opening Balance) Beruldsen, Colin - Pension (Account Based Pension) (BERCOL00002P)

01/07/2022	Opening Balance				105,954.92 CR
01/07/2022	Close Period Journal		30,913.79		75,041.13 CR
			30,913.79		75,041.13 CR

(Opening Balance) Beruldsen, Linda - Pension (Account Based Pension) (BERLIN00002P)

01/07/2022	Opening Balance				335,281.64 CR
01/07/2022	Close Period Journal		82,468.56		252,813.08 CR
			82,468.56		252,813.08 CR

(Opening Balance) Beruldsen, Linda - Pension (Account Based Pension 2) (BERLIN000024P)

01/07/2022	Opening Balance				191,282.66 CR
01/07/2022	Close Period Journal		8,908.90		182,373.76 CR
			8,908.90		182,373.76 CR

Share of Profit/(Loss) (53100)

(Share of Profit/(Loss)) Beruldsen, Colin - Pension (Account Based Pension) (BERCOL00002P)


01/07/2022	Opening Balance				1,652.43 DR
01/07/2022	Close Period Journal			1,652.43	0.00 DR
30/06/2023	Create Entries - Profit/Loss Allocation - 30/06/2023			1,850.96	1,850.96 CR
				3,503.39	1,850.96 CR

(Share of Profit/(Loss)) Beruldsen, Linda - Pension (Account Based Pension) (BERLIN00002P)

01/07/2022	Opening Balance				5,358.50 DR
01/07/2022	Close Period Journal			5,358.50	0.00 DR
30/06/2023	Create Entries - Profit/Loss Allocation - 30/06/2023			6,430.61	6,430.61 CR

Trendprint Superannuation Fund

General Ledger



As at 30 June 2023

Transaction Date	Description	Units	Debit	Credit	Balance \$
				11,789.11	6,430.61 CR
<u>(Share of Profit/(Loss)) Beruldsen, Linda - Pension (Account Based Pension 2) (BERLIN00024P)</u>					
01/07/2022	Opening Balance				3,329.68 DR
01/07/2022	Close Period Journal			3,329.68	0.00 DR
30/06/2023	Create Entries - Profit/Loss Allocation - 30/06/2023			4,626.12	4,626.12 CR
				7,955.80	4,626.12 CR

Pensions Paid (54160)


(Pensions Paid) Beruldsen, Colin - Pension (Account Based Pension) (BERCOL00002P)

01/07/2022	Opening Balance				29,261.36 DR
01/07/2022	Close Period Journal			29,261.36	0.00 DR
05/07/2022	System Member Journals		441.99		441.99 DR
27/07/2022	System Member Journals		514.09		956.08 DR
05/08/2022	System Member Journals		441.99		1,398.07 DR
29/08/2022	System Member Journals		514.09		1,912.16 DR
05/09/2022	System Member Journals		441.99		2,354.15 DR
27/09/2022	System Member Journals		514.09		2,868.24 DR
05/10/2022	System Member Journals		1,241.48		4,109.72 DR
24/10/2022	System Member Journals		856.82		4,966.54 DR
27/10/2022	System Member Journals		514.09		5,480.63 DR
04/11/2022	System Member Journals		441.99		5,922.62 DR
25/11/2022	System Member Journals		514.09		6,436.71 DR
05/12/2022	System Member Journals		441.99		6,878.70 DR
20/12/2022	System Member Journals		856.82		7,735.52 DR
23/12/2022	System Member Journals		514.09		8,249.61 DR
05/01/2023	System Member Journals		441.99		8,691.60 DR
27/01/2023	System Member Journals		514.09		9,205.69 DR
03/02/2023	System Member Journals		441.99		9,647.68 DR
06/02/2023	System Member Journals		856.82		10,504.50 DR
27/02/2023	System Member Journals		514.09		11,018.59 DR
01/03/2023	System Member Journals		856.82		11,875.41 DR
03/03/2023	System Member Journals		441.99		12,317.40 DR
03/03/2023	System Member Journals		685.45		13,002.85 DR
27/03/2023	System Member Journals		514.09		13,516.94 DR
05/04/2023	System Member Journals		441.99		13,958.93 DR
27/04/2023	System Member Journals		514.09		14,473.02 DR
02/05/2023	System Member Journals		856.82		15,329.84 DR
05/05/2023	System Member Journals		441.99		15,771.83 DR
26/05/2023	System Member Journals		514.09		16,285.92 DR
02/06/2023	System Member Journals		856.82		17,142.74 DR
05/06/2023	System Member Journals		441.99		17,584.73 DR
15/06/2023	System Member Journals		856.82		18,441.55 DR
27/06/2023	System Member Journals		514.09		18,955.64 DR
			18,955.64	29,261.36	18,955.64 DR

(Pensions Paid) Beruldsen, Linda - Pension (Account Based Pension) (BERLIN00002P)

01/07/2022	Opening Balance				77,110.06 DR
01/07/2022	Close Period Journal			77,110.06	0.00 DR

Trendprint Superannuation Fund
General Ledger




As at 30 June 2023

Transaction Date	Description	Units	Debit	Credit	Balance \$
05/07/2022	System Member Journals		1,241.48		1,241.48 DR
27/07/2022	System Member Journals		1,444.02		2,685.50 DR
05/08/2022	System Member Journals		1,241.48		3,926.98 DR
29/08/2022	System Member Journals		1,444.02		5,371.00 DR
05/09/2022	System Member Journals		1,241.48		6,612.48 DR
27/09/2022	System Member Journals		1,444.02		8,056.50 DR
05/10/2022	System Member Journals		441.99		8,498.49 DR
24/10/2022	System Member Journals		2,406.70		10,905.19 DR
27/10/2022	System Member Journals		1,444.02		12,349.21 DR
04/11/2022	System Member Journals		1,241.48		13,590.69 DR
25/11/2022	System Member Journals		1,444.02		15,034.71 DR
05/12/2022	System Member Journals		1,241.48		16,276.19 DR
20/12/2022	System Member Journals		2,406.70		18,682.89 DR
23/12/2022	System Member Journals		1,444.02		20,126.91 DR
05/01/2023	System Member Journals		1,241.48		21,368.39 DR
27/01/2023	System Member Journals		1,444.02		22,812.41 DR
03/02/2023	System Member Journals		1,241.48		24,053.89 DR
06/02/2023	System Member Journals		2,406.70		26,460.59 DR
27/02/2023	System Member Journals		1,444.02		27,904.61 DR
01/03/2023	System Member Journals		2,406.70		30,311.31 DR
03/03/2023	System Member Journals		1,241.48		31,552.79 DR
03/03/2023	System Member Journals		1,925.36		33,478.15 DR
27/03/2023	System Member Journals		1,444.02		34,922.17 DR
05/04/2023	System Member Journals		1,241.48		36,163.65 DR
27/04/2023	System Member Journals		1,444.02		37,607.67 DR
02/05/2023	System Member Journals		2,406.70		40,014.37 DR
05/05/2023	System Member Journals		1,241.48		41,255.85 DR
26/05/2023	System Member Journals		1,444.02		42,699.87 DR
02/06/2023	System Member Journals		2,406.70		45,106.57 DR
05/06/2023	System Member Journals		1,241.48		46,348.05 DR
15/06/2023	System Member Journals		2,406.70		48,754.75 DR
27/06/2023	System Member Journals		1,444.02		50,198.77 DR
			50,198.77	77,110.06	50,198.77 DR

(Pensions Paid) Beruldsen, Linda - Pension (Account Based Pension 2) (BERLIN00024P)

01/07/2022	Opening Balance				5,579.22 DR
01/07/2022	Close Period Journal			5,579.22	0.00 DR
05/07/2022	System Member Journals		895.75		895.75 DR
27/07/2022	System Member Journals		1,041.89		1,937.64 DR
05/08/2022	System Member Journals		895.75		2,833.39 DR
29/08/2022	System Member Journals		1,041.89		3,875.28 DR
05/09/2022	System Member Journals		895.75		4,771.03 DR
27/09/2022	System Member Journals		1,041.89		5,812.92 DR
05/10/2022	System Member Journals		895.75		6,708.67 DR
24/10/2022	System Member Journals		1,736.48		8,445.15 DR
27/10/2022	System Member Journals		1,041.89		9,487.04 DR
04/11/2022	System Member Journals		895.75		10,382.79 DR
25/11/2022	System Member Journals		1,041.89		11,424.68 DR

Trendprint Superannuation Fund
General Ledger



As at 30 June 2023

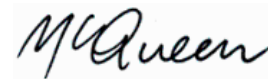
Transaction Date	Description	Units	Debit	Credit	Balance \$
05/12/2022	System Member Journals		895.75		12,320.43 DR
20/12/2022	System Member Journals		1,736.48		14,056.91 DR
23/12/2022	System Member Journals		1,041.89		15,098.80 DR
05/01/2023	System Member Journals		895.75		15,994.55 DR
27/01/2023	System Member Journals		1,041.89		17,036.44 DR
03/02/2023	System Member Journals		895.75		17,932.19 DR
06/02/2023	System Member Journals		1,736.48		19,668.67 DR
27/02/2023	System Member Journals		1,041.89		20,710.56 DR
01/03/2023	System Member Journals		1,736.48		22,447.04 DR
03/03/2023	System Member Journals		895.75		23,342.79 DR
03/03/2023	System Member Journals		1,389.19		24,731.98 DR
27/03/2023	System Member Journals		1,041.89		25,773.87 DR
05/04/2023	System Member Journals		895.75		26,669.62 DR
27/04/2023	System Member Journals		1,041.89		27,711.51 DR
02/05/2023	System Member Journals		1,736.48		29,447.99 DR
05/05/2023	System Member Journals		895.75		30,343.74 DR
26/05/2023	System Member Journals		1,041.89		31,385.63 DR
02/06/2023	System Member Journals		1,736.48		33,122.11 DR
05/06/2023	System Member Journals		895.75		34,017.86 DR
15/06/2023	System Member Journals		1,736.48		35,754.34 DR
27/06/2023	System Member Journals		1,041.89		36,796.23 DR
			36,796.23	5,579.22	36,796.23 DR

Bank Accounts (60400)

ANZ Cash Account (ANZCMA)

01/07/2022	Opening Balance				18,489.31 DR
01/07/2022	ANZ Dividend/Distribution [System Matched Income Data]		792.00		19,281.31 DR
04/07/2022	Interest		4.67		19,285.98 DR
05/07/2022	7A Loan Linda Monthly Repayment			2,579.22	16,706.76 DR
05/07/2022	NAB Dividend/Distribution [System Matched Income Data]		980.39		17,687.15 DR
06/07/2022	Expense Recovery FY22			100.00	17,587.15 DR
14/07/2022	NBI Dividend/Distribution [Amount Receivable]		217.24		17,804.39 DR
15/07/2022	Carnbrea & Co: Ongoing Adviser Fee			137.50	17,666.89 DR
19/07/2022	MAQ0842AU Dividend/Distribution		787.64		18,454.53 DR
22/07/2022	PGG Dividend/Distribution [Amount Receivable]		141.20		18,595.73 DR
27/07/2022	Regular Payment			3,000.00	15,595.73 DR
29/07/2022	PL8 Dividend/Distribution [System Matched Income Data]		235.00		15,830.73 DR
02/08/2022	Interest		11.72		15,842.45 DR
05/08/2022	7A Loan Linda Monthly Repayment			2,579.22	13,263.23 DR
08/08/2022	ANZN - Take up Entitlement [Renounceable Rights Issue for 74 units]			1,398.60	11,864.63 DR
15/08/2022	Carnbrea & Co: Ongoing Adviser Fee			137.50	11,727.13 DR
16/08/2022	PGG Dividend/Distribution [System Matched Income Data]		74.65		11,801.78 DR
16/08/2022	NBI Dividend/Distribution [System Matched Income Data]		152.59		11,954.37 DR
29/08/2022	Regular Payment			3,000.00	8,954.37 DR
30/08/2022	USQ Dividend/Distribution		852.12		9,806.49 DR


Trendprint Superannuation Fund
General Ledger



As at 30 June 2023

Transaction Date	Description	Units	Debit	Credit	Balance \$
31/08/2022	PL8 Dividend/Distribution [System Matched Income Data]		235.00		10,041.49 DR
02/09/2022	Interest		13.70		10,055.19 DR
05/09/2022	7A Loan Linda Monthly Repayment			2,579.22	7,475.97 DR
12/09/2022	MQGPD Dividend/Distribution [System Matched Income Data]		310.87		7,786.84 DR
14/09/2022	NBI Dividend/Distribution [System Matched Income Data]		152.59		7,939.43 DR
15/09/2022	CBAPG Dividend/Distribution		225.20		8,164.63 DR
15/09/2022	Carnbrea & Co: Ongoing Adviser Fee			137.50	8,027.13 DR
16/09/2022	PGG Dividend/Distribution [System Matched Income Data]		82.19		8,109.32 DR
19/09/2022	NABPF Dividend/Distribution [System Matched Income Data]		313.62		8,422.94 DR
20/09/2022	DBI_N Return of Capital		534.40		8,957.34 DR
27/09/2022	Regular Payment			3,000.00	5,957.34 DR
30/09/2022	PL8 Dividend/Distribution [System Matched Income Data]		235.00		6,192.34 DR
04/10/2022	Interest		12.16		6,204.50 DR
05/10/2022	7A Loan Linda Monthly Repayment			2,579.22	3,625.28 DR
17/10/2022	NBI Dividend/Distribution [System Matched Income Data]		152.59		3,777.87 DR
17/10/2022	Carnbrea & Co: Ongoing Adviser Fee			137.50	3,640.37 DR
18/10/2022	PGG Dividend/Distribution [System Matched Income Data]		88.54		3,728.91 DR
18/10/2022	MAQ0842AU Dividend/Distribution		787.64		4,516.55 DR
26/10/2022	TRF TO POWERWRAP [TRENDPRINT SUPER:TRANSFER FROM]		13,000.00		17,516.55 DR
27/10/2022	Regular Payment			3,000.00	14,516.55 DR
31/10/2022	PL8 Dividend/Distribution [System Matched Income Data]		235.00		14,751.55 DR
02/11/2022	Interest		11.15		14,762.70 DR
04/11/2022	7A Loan Linda Monthly Repayment			2,579.22	12,183.48 DR
14/11/2022	NBI Dividend/Distribution [System Matched Income Data]		152.59		12,336.07 DR
15/11/2022	Carnbrea & Co: Ongoing Adviser Fee			137.50	12,198.57 DR
16/11/2022	ATO001000017832625		3,539.74		15,738.31 DR
16/11/2022	PGG Dividend/Distribution [System Matched Income Data]		93.04		15,831.35 DR
25/11/2022	Regular Payment			3,000.00	12,831.35 DR
29/11/2022	PL8 - Sell		9,995.25		22,826.60 DR
29/11/2022	CBAPG - Sell		25,929.44		48,756.04 DR
29/11/2022	NAB - Sell		20,091.97		68,848.01 DR
30/11/2022	USQ Dividend/Distribution [System Matched Income Data]		659.36		69,507.37 DR
30/11/2022	PL8 Dividend/Distribution [System Matched Income Data]		235.00		69,742.37 DR
01/12/2022	SCHEME BENNELONG TRF FROM POWERWRAP [Transfer to Macquarie]			56,000.00	13,742.37 DR
02/12/2022	Interest		33.61		13,775.98 DR
05/12/2022	7A Loan Linda Monthly Repayment			2,579.22	11,196.76 DR
12/12/2022	MQGPD Dividend/Distribution [System Matched Income Data]		363.02		11,559.78 DR
14/12/2022	NAB Dividend/Distribution [System Matched Income Data]		1,047.54		12,607.32 DR
14/12/2022	NBI Dividend/Distribution [System Matched Income Data]		152.59		12,759.91 DR
15/12/2022	Carnbrea & Co: Ongoing Adviser Fee			137.50	12,622.41 DR
15/12/2022	ANZ Dividend/Distribution		868.76		13,491.17 DR

Trendprint Superannuation Fund
General Ledger



As at 30 June 2023

Transaction Date	Description	Units	Debit	Credit	Balance \$
16/12/2022	PGG Dividend/Distribution [System Matched Income Data]		96.80		13,587.97 DR
19/12/2022	NABPF Dividend/Distribution [System Matched Income Data]		358.17		13,946.14 DR
21/12/2022	DBI Dividend/Distribution		587.93		14,534.07 DR
23/12/2022	Regular Payment			3,000.00	11,534.07 DR
30/12/2022	PL8 Dividend/Distribution		188.08		11,722.15 DR
04/01/2023	Interest		28.49		11,750.64 DR
05/01/2023	7A Loan Linda Monthly Repayment			2,579.22	9,171.42 DR
16/01/2023	NBI Dividend/Distribution [System Matched Income Data]		152.59		9,324.01 DR
16/01/2023	Carnbrea & Co: Ongoing Adviser Fee			137.50	9,186.51 DR
19/01/2023	PGG Dividend/Distribution [System Matched Income Data]		99.90		9,286.41 DR
19/01/2023	MAQ0842AU Dividend/Distribution		787.64		10,074.05 DR
27/01/2023	Regular Payment			3,000.00	7,074.05 DR
31/01/2023	PL8 Dividend/Distribution		188.08		7,262.13 DR
31/01/2023	MF TRAN FEE S			20.50	7,241.63 DR
02/02/2023	Interest		18.77		7,260.40 DR
02/02/2023	NAB - Sell		22,274.50		29,534.90 DR
03/02/2023	7A Loan Linda Monthly Repayment			2,579.22	26,955.68 DR
06/02/2023	DBI - Sell		29,105.50		56,061.18 DR
10/02/2023	SCHEME BENNELONG TRF FROM POWERWRAP [Transfer to Macquarie]			35,000.00	21,061.18 DR
14/02/2023	NBI Dividend/Distribution [System Matched Income Data]		152.59		21,213.77 DR
15/02/2023	Carnbrea & Co: Ongoing Adviser Fee			137.50	21,076.27 DR
17/02/2023	PGG Dividend/Distribution [System Matched Income Data]		100.58		21,176.85 DR
27/02/2023	Regular Payment			3,000.00	18,176.85 DR
28/02/2023	PL8 Dividend/Distribution		188.08		18,364.93 DR
28/02/2023	USQ Dividend/Distribution		900.92		19,265.85 DR
02/03/2023	Interest		57.09		19,322.94 DR
03/03/2023	7A Loan Linda Monthly Repayment			2,579.22	16,743.72 DR
10/03/2023	MQGPD Dividend/Distribution [System Matched Income Data]		375.20		17,118.92 DR
14/03/2023	MAQ0842AU - Sell (Auto reprocessed due to distribution entered / deleted on 30/06/2023)		4,407.53		21,526.45 DR
14/03/2023	NBI Dividend/Distribution [System Matched Income Data]		152.59		21,679.04 DR
15/03/2023	Carnbrea & Co: Ongoing Adviser Fee			137.50	21,541.54 DR
17/03/2023	NABPF Dividend/Distribution [System Matched Income Data]		364.62		21,906.16 DR
17/03/2023	PGG Dividend/Distribution [System Matched Income Data]		103.24		22,009.40 DR
27/03/2023	Regular Payment			3,000.00	19,009.40 DR
31/03/2023	PL8 Dividend/Distribution		188.08		19,197.48 DR
04/04/2023	Interest		53.88		19,251.36 DR
05/04/2023	7A Loan Linda Monthly Repayment			2,579.22	16,672.14 DR
17/04/2023	Carnbrea & Co: Ongoing Adviser Fee			137.50	16,534.64 DR
18/04/2023	NBI Dividend/Distribution [System Matched Income Data]		261.32		16,795.96 DR
19/04/2023	MAQ0842AU Dividend/Distribution		728.56		17,524.52 DR
21/04/2023	PGG Dividend/Distribution [System Matched Income Data]		106.86		17,631.38 DR
27/04/2023	Regular Payment			3,000.00	14,631.38 DR

Trendprint Superannuation Fund
General Ledger



As at 30 June 2023

Transaction Date	Description	Units	Debit	Credit	Balance \$
02/05/2023	PL8 Dividend/Distribution		188.08		14,819.46 DR
02/05/2023	Interest		37.13		14,856.59 DR
05/05/2023	7A Loan Linda Monthly Repayment			2,579.22	12,277.37 DR
15/05/2023	NBI Dividend/Distribution [System Matched Income Data]		261.32		12,538.69 DR
15/05/2023	Carnbrea & Co: Ongoing Adviser Fee			137.50	12,401.19 DR
18/05/2023	PGG Dividend/Distribution [System Matched Income Data]		107.66		12,508.85 DR
26/05/2023	Regular Payment			3,000.00	9,508.85 DR
29/05/2023	USQ Dividend/Distribution		913.47		10,422.32 DR
31/05/2023	PL8 Dividend/Distribution		188.08		10,610.40 DR
02/06/2023	Interest		32.28		10,642.68 DR
05/06/2023	7A Loan Linda Monthly Repayment			2,579.22	8,063.46 DR
07/06/2023	TRF TO POWERWRAP [TRENDPRINT SUPER:TRF FROM MACQUARIE]		18,000.00		26,063.46 DR
13/06/2023	MQGPD Dividend/Distribution [System Matched Income Data]		432.70		26,496.16 DR
15/06/2023	Carnbrea & Co: Ongoing Adviser Fee			137.50	26,358.66 DR
15/06/2023	NBI Dividend/Distribution [System Matched Income Data]		261.32		26,619.98 DR
19/06/2023	NABPF Dividend/Distribution [System Matched Income Data]		415.65		27,035.63 DR
20/06/2023	PGG Dividend/Distribution [System Matched Income Data]		110.98		27,146.61 DR
27/06/2023	Regular Payment			3,000.00	24,146.61 DR
30/06/2023	PL8 Dividend/Distribution		188.08		24,334.69 DR
			166,965.12	161,119.74	24,334.69 DR

Macquarie Cash Management Accelerator Account (MBL940321656)

01/07/2022	Opening Balance				85,799.12 DR
29/07/2022	MACQUARIE ACCELERATOR INTEREST PAID		81.27		85,880.39 DR
09/08/2022	TRF FROM ACA [TRF TO CMA]			5,000.00	80,880.39 DR
31/08/2022	MACQUARIE ACCELERATOR INTEREST PAID		122.77		81,003.16 DR
30/09/2022	MACQUARIE ACCELERATOR INTEREST PAID		144.90		81,148.06 DR
26/10/2022	TRF FROM ACA [TFR to CMA]			13,000.00	68,148.06 DR
31/10/2022	MACQUARIE ACCELERATOR INTEREST PAID		178.42		68,326.48 DR
30/11/2022	MACQUARIE ACCELERATOR INTEREST PAID		164.25		68,490.73 DR
08/12/2022	TRF TO ACA [TFR to CMA]		56,000.00		124,490.73 DR
20/12/2022	TRF FROM ACA [TFR to CMA]			5,000.00	119,490.73 DR
30/12/2022	MACQUARIE ACCELERATOR INTEREST PAID		287.08		119,777.81 DR
31/01/2023	TRF FROM ACA [TFR to CMT]			10,000.00	109,777.81 DR
31/01/2023	MACQUARIE ACCELERATOR INTEREST PAID		345.66		110,123.47 DR
14/02/2023	TRF TO ACA [TFR from CMA]		35,000.00		145,123.47 DR
28/02/2023	MACQUARIE ACCELERATOR INTEREST PAID		329.08		145,452.55 DR
31/03/2023	MACQUARIE ACCELERATOR INTEREST PAID		426.05		145,878.60 DR
27/04/2023	TRF FROM ACA [TFR to CMA]			5,000.00	140,878.60 DR
28/04/2023	MACQUARIE ACCELERATOR INTEREST PAID		398.32		141,276.92 DR
05/05/2023	TRF FROM ACA [TFR to CMA]			10,000.00	131,276.92 DR
31/05/2023	MACQUARIE ACCELERATOR INTEREST PAID		444.93		131,721.85 DR

Trendprint Superannuation Fund General Ledger



As at 30 June 2023


Transaction Date	Description	Units	Debit	Credit	Balance \$
07/06/2023	TRF FROM ACA [TFR to CMA]			18,000.00	113,721.85 DR
30/06/2023	MACQUARIE ACCELERATOR INTEREST PAID		379.04		114,100.89 DR
			94,301.77	66,000.00	114,100.89 DR
<u>Macquarie Cash Management Account (MBL967865080)</u>					
01/07/2022	Opening Balance				7,383.55 DR
29/07/2022	MACQUARIE CMA INTEREST PAID		2.25		7,385.80 DR
09/08/2022	TRF FROM ACA [TRF TO CMA]		5,000.00		12,385.80 DR
31/08/2022	MACQUARIE CMA INTEREST PAID		7.71		12,393.51 DR
30/09/2022	MACQUARIE CMA INTEREST PAID		10.95		12,404.46 DR
24/10/2022	TRANSACT FUNDS TFR TO COLIN AND LINDA BE			5,000.00	7,404.46 DR
26/10/2022	TRF FROM ACA [TFR to CMA]		13,000.00		20,404.46 DR
26/10/2022	TRF TO POWERWRAP [TRENDPRINT SUPER:TRANSFER FROM]			13,000.00	7,404.46 DR
31/10/2022	MACQUARIE CMA INTEREST PAID		12.96		7,417.42 DR
15/11/2022	TRANSACT FUNDS TFR TO MCQUEEN ACCOUNTING			2,585.00	4,832.42 DR
30/11/2022	MACQUARIE CMA INTEREST PAID		7.85		4,840.27 DR
01/12/2022	SCHEME BENNELONG TRF FROM POWERWRAP [Transfer to Macquarie]		56,000.00		60,840.27 DR
08/12/2022	TRF TO ACA [TFR to CMA]			56,000.00	4,840.27 DR
20/12/2022	TRF FROM ACA [TFR to CMA]		5,000.00		9,840.27 DR
20/12/2022	TRF FOR DENTAL			5,000.00	4,840.27 DR
30/12/2022	MACQUARIE CMA INTEREST PAID		26.33		4,866.60 DR
31/01/2023	TRF FROM ACA [TFR to CMT]		10,000.00		14,866.60 DR
31/01/2023	MACQUARIE CMA INTEREST PAID		9.18		14,875.78 DR
06/02/2023	TRANSACT FUNDS TFR TO COLIN AND LINDA BE			5,000.00	9,875.78 DR
10/02/2023	SCHEME BENNELONG TRF FROM POWERWRAP [Transfer to Macquarie]		35,000.00		44,875.78 DR
14/02/2023	TRF TO ACA [TFR from CMA]			35,000.00	9,875.78 DR
28/02/2023	MACQUARIE CMA INTEREST PAID		24.41		9,900.19 DR
01/03/2023	TRANSACT FUNDS TFR TO COLIN AND LINDA BE			5,000.00	4,900.19 DR
03/03/2023	TRANSACT FUNDS TFR TO COLIN AND LINDA BE			4,000.00	900.19 DR
31/03/2023	MACQUARIE CMA INTEREST PAID		2.11		902.30 DR
27/04/2023	TRF FROM ACA [TFR to CMA]		5,000.00		5,902.30 DR
28/04/2023	MACQUARIE CMA INTEREST PAID		2.28		5,904.58 DR
02/05/2023	TRANSACT FUNDS TFR TO COLIN AND LINDA BE			5,000.00	904.58 DR
05/05/2023	TRF FROM ACA [TFR to CMA]		10,000.00		10,904.58 DR
31/05/2023	MACQUARIE CMA INTEREST PAID		20.39		10,924.97 DR
02/06/2023	TRANSACT FUNDS TFR TO COLIN AND LINDA BE			5,000.00	5,924.97 DR
07/06/2023	TRF FROM ACA [TFR to CMA]		18,000.00		23,924.97 DR
07/06/2023	TRF TO POWERWRAP [TRENDPRINT SUPER:TRF FROM MACQUARIE]			18,000.00	5,924.97 DR
15/06/2023	Funds transfer			5,000.00	924.97 DR
30/06/2023	MACQUARIE CMA INTEREST PAID*		7.12		932.09 DR
			157,133.54	163,585.00	932.09 DR

Distributions Receivable (61800)

Charter Hall Dir Office W/S A (MAQ0842AU3)

Trendprint Superannuation Fund

General Ledger




As at 30 June 2023

Transaction Date	Description	Units	Debit	Credit	Balance \$
01/07/2022	Opening Balance				787.64 DR
19/07/2022	MAQ0842AU Dividend/Distribution			787.64	0.00 DR
30/06/2023	Take up dist. receivable		728.56		728.56 DR
			728.56	787.64	728.56 DR
<u>Nb Global Corporate Income Trust (NBI.AX)</u>					
01/07/2022	Opening Balance				217.24 DR
14/07/2022	NBI Dividend/Distribution [Amount Receivable]			217.24	0.00 DR
30/06/2023	Take up dist. receivable		261.32		261.32 DR
			261.32	217.24	261.32 DR
<u>Partners Group Global Income Fund (PGG.AX)</u>					
01/07/2022	Opening Balance				141.20 DR
22/07/2022	PGG Dividend/Distribution [Amount Receivable]			141.20	0.00 DR
30/06/2023	Take up dist. receivable		160.38		160.38 DR
			160.38	141.20	160.38 DR
<u>Shares in Listed Companies (Australian) (77600)</u>					
<u>Australia And New Zealand Banking Group Limited (ANZ.AX)</u>					
01/07/2022	Opening Balance	1,100.00			24,233.00 DR
24/08/2022	Renounceable Rights Issue - Exercised entitlement and acquired 74 units @ \$18.9.	74.00	1,398.60		25,631.60 DR
30/06/2023	Revaluation - 30/06/2023 @ \$23.710000 (System Price) - 1,174.000000 Units on hand		2,203.94		27,835.54 DR
		1,174.00	3,602.54		27,835.54 DR
<u>Australia And New Zealand Banking Group Limited (ANZR.AX)</u>					
08/08/2022	ANZN - Take up Entitlement [Renounceable Rights Issue for 74 units]	74.00	1,398.60		1,398.60 DR
24/08/2022	Renounceable Rights Issue - Exercised entitlement and acquired 74 units @ \$18.9.	(74.00)		1,398.60	0.00 DR
		0.00	1,398.60	1,398.60	0.00 DR
<u>CBA-CAP NOTE 3-BBSW+3.40% PERP NON-CUM (CBAPG.AX)</u>					
01/07/2022	Opening Balance	250.00			25,425.00 DR
29/11/2022	CBAPG - Sell	(250.00)		25,000.00	425.00 DR
29/11/2022	Unrealised Gain writeback as at 29/11/2022			425.00	0.00 DR
		0.00		25,425.00	0.00 DR
<u>Macquarie Group Limited (MQGPD.AX)</u>					
01/07/2022	Opening Balance	250.00			25,785.00 DR
30/06/2023	Revaluation - 30/06/2023 @ \$104.950000 (System Price) - 250.000000 Units on hand		452.50		26,237.50 DR
		250.00	452.50		26,237.50 DR
<u>National Australia Bank Limited (NAB.AX)</u>					
01/07/2022	Opening Balance	1,343.00			36,784.77 DR
29/11/2022	NAB - Sell	(643.00)		18,631.60	18,153.17 DR
29/11/2022	Unrealised Gain writeback as at 29/11/2022			1,113.79	17,039.38 DR
02/02/2023	NAB - Sell	(700.00)		15,826.85	1,212.53 DR
02/02/2023	Unrealised Gain writeback as at 02/02/2023			1,212.53	0.00 DR

Trendprint Superannuation Fund


General Ledger



As at 30 June 2023

Transaction Date	Description	Units	Debit	Credit	Balance \$
		0.00		36,784.77	0.00 DR
<u>National Australia Bank Limited (NABPF.AX)</u>					
01/07/2022	Opening Balance	300.00			31,023.00 DR
30/06/2023	Revaluation - 30/06/2023 @ \$103.948000 (System Price) - 300.000000 Units on hand		161.40		31,184.40 DR
		300.00	161.40		31,184.40 DR
<u>Plato Income Maximiser Limited. (PL8.AX)</u>					
01/07/2022	Opening Balance	42,727.00			49,990.59 DR
29/11/2022	PL8 - Sell	(8,530.00)		9,383.11	40,607.48 DR
29/11/2022	Unrealised Gain writeback as at 29/11/2022			910.97	39,696.51 DR
30/06/2023	Revaluation - 30/06/2023 @ \$1.270000 (System Price) - 34,197.000000 Units on hand		3,733.68		43,430.19 DR
		34,197.00	3,733.68	10,294.08	43,430.19 DR
<u>Zip Co Limited. (Z1P.AX)</u>					
01/07/2022	Opening Balance	1,300.00			572.00 DR
30/06/2023	Revaluation - 30/06/2023 @ \$0.410000 (Custom) - 1,300.000000 Units on hand			39.00	533.00 DR
		1,300.00		39.00	533.00 DR
Units in Listed Unit Trusts (Australian) (78200)					
<u>Dalrymple Bay Infrastructure Limited (DBI.AX)</u>					
01/07/2022	Opening Balance	11,700.00			23,049.00 DR
20/09/2022	DBI_N Return of Capital	0.00		534.40	22,514.60 DR
21/12/2022	DBI Dividend/Distribution	0.00		480.66	22,033.94 DR
06/02/2023	DBI - Sell	(11,700.00)		27,003.95	4,970.01 CR
06/02/2023	Unrealised Gain writeback as at 06/02/2023		4,970.01		0.00 DR
		0.00	4,970.01	28,019.01	0.00 DR
<u>Charter Hall Dir Office W/S A (MAQ0842AU3)</u>					
01/07/2022	Opening Balance	34,059.95			60,793.60 DR
14/03/2023	MAQ0842AU - Sell (Auto reprocessed due to distribution entered / deleted on 30/06/2023)	(2,554.50)		3,750.00	57,043.60 DR
14/03/2023	Unrealised Gain writeback as at 14/03/2023			809.52	56,234.08 DR
30/06/2023	Revaluation - 30/06/2023 @ \$1.621300 (Exit) - 31,505.449600 Units on hand			5,154.29	51,079.79 DR
30/06/2023	Revaluation - 30/06/2023 @ \$1.088624 (Custom) - 31,505.449600 Units on hand			16,782.20	34,297.59 DR
30/06/2023	Revaluation - 30/06/2023 @ \$1.598100 (Custom) - 31,505.449600 Units on hand		16,051.27		50,348.86 DR
		31,505.45	16,051.27	26,496.01	50,348.86 DR
<u>Nb Global Corporate Income Trust (NBI.AX)</u>					
01/07/2022	Opening Balance	21,457.00			28,537.81 DR
30/06/2023	Revaluation - 30/06/2023 @ \$1.365000 (System Price) - 21,457.000000 Units on hand		751.00		29,288.81 DR
		21,457.00	751.00		29,288.81 DR
<u>Partners Group Global Income Fund (PGG.AX)</u>					
01/07/2022	Opening Balance	8,500.00			14,067.50 DR
30/06/2023	Revaluation - 30/06/2023 @ \$1.710000 (System Price) - 8,500.000000 Units on hand		467.50		14,535.00 DR

Trendprint Superannuation Fund
General Ledger



As at 30 June 2023

Transaction Date	Description	Units	Debit	Credit	Balance \$
		8,500.00	467.50		14,535.00 DR
<u>Us Student Housing Reit (USQ.AX)</u>					
01/07/2022	Opening Balance	56,423.00			73,349.90 DR
30/06/2023	Revaluation - 30/06/2023 @ \$0.880000 (System Price) - 56,423.000000 Units on hand			23,697.66	49,652.24 DR
		56,423.00		23,697.66	49,652.24 DR
<u>Income Tax Payable/Refundable (85000)</u>					
<u>Income Tax Payable/Refundable (85000)</u>					
01/07/2022	Opening Balance				3,798.74 DR
16/11/2022	ATO001000017832625			3,798.74	0.00 DR
30/06/2023	Create Entries - Franking Credits Adjustment - 30/06/2023		3,621.55		3,621.55 DR
			3,621.55	3,798.74	3,621.55 DR
Total Debits:			856,620.42		
Total Credits:				856,620.42	