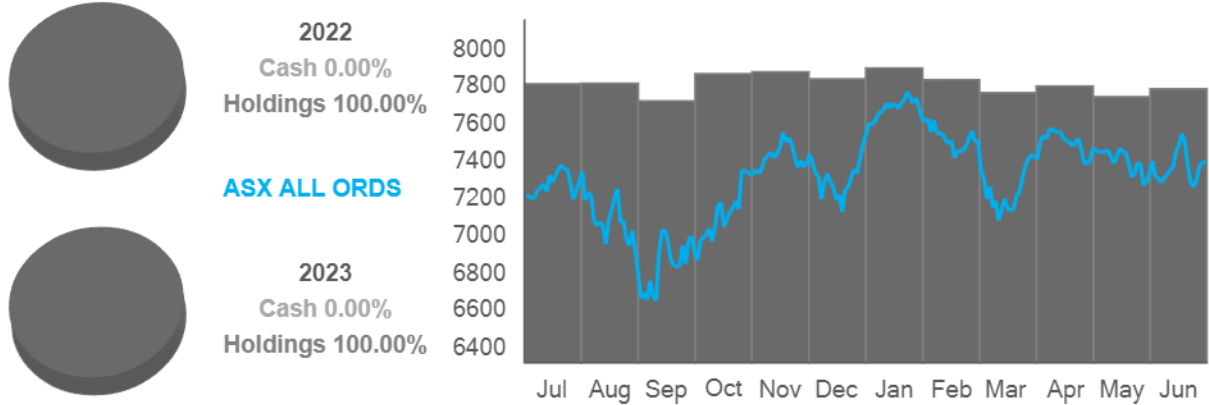


Financial Year Summary

01 Jul 2022 - 30 Jun 2023

Summary Information A/C 23086720	+/-	
Holdings valuation at start of period		\$921,818.81
Holdings valuation at end of period	\$35,855.90	\$957,674.71
Portfolio at start of period		\$921,818.81
Portfolio at end of period	\$35,855.90	\$957,674.71
Total portfolio value		\$957,674.71
Total brokerage		\$0.00
Information service fees		\$0.00
Estimated dividends and distributions		\$48,606.41
Estimated franking credits		\$19,797.23



While every effort has been made to provide you with an accurate statement, we give no warranty of accuracy or reliability and take no responsibility for any errors or omissions including negligence by any officers, employees or agents. We encourage you to confirm the information, holdings and valuations contained herein. Information contained in the report may only relate to the period since you commenced our service.

Holdings valuation

01 Jul 2022 - 30 Jun 2023



Holdings valuation at 1 Jul 2022

\$921,818.81

Equities

ASX code	Description	Quantity	Price	Value
ABC	ADEL BRTN FPO	6,300	\$2.420	\$15,246.00
AGL	AGL ENERGY FPO	2,801	\$8.250	\$23,108.25
AMP	AMP FPO	9,375	\$0.955	\$8,953.13
BHP	BHP GROUP FPO	1,100	\$41.250	\$45,375.00
BSL	BLUESCOPE FPO	834	\$15.900	\$13,260.60
CGF	CHALLENGER FPO	4,600	\$6.840	\$31,464.00
ELD	ELDERS FPO	1,450	\$12.590	\$18,255.50
GNC	GRAINCORP FPO	6,200	\$9.510	\$58,962.00
IAG	INSUR.AUST FPO	9,305	\$4.360	\$40,569.80
IFL	INSIGNIA FPO	6,430	\$2.690	\$17,296.70
IVC	INVOCARE FPO	2,500	\$10.460	\$26,150.00
NAB	NAT. BANK FPO	10,920	\$27.390	\$299,098.80
ORI	ORICA FPO	363	\$15.770	\$5,724.51
QUB	QUBE FPO	15,500	\$2.730	\$42,315.00
SUN	SUNCORP FPO	2,556	\$10.980	\$28,064.88
TAH	TABCORP FPO	5,975	\$1.065	\$6,363.38
TLC	LOTTERY FPO	5,975	\$4.520	\$27,007.00
TLS	TELSTRA FPO	5,987	\$3.850	\$23,049.95
WBC	WESTPAC FPO	9,500	\$19.500	\$185,250.00
WDS	WOODSIDE FPO	198	\$31.840	\$6,304.32
			Sub total	\$921,818.81

Holdings valuation at 30 Jun 2023

\$957,674.71

While every effort has been made to provide you with an accurate statement, we give no warranty of accuracy or reliability and take no responsibility for any errors or omissions including negligence by any officers, employees or agents. We encourage you to confirm the information, holdings and valuations contained herein. Information contained in the report may only relate to the period since you commenced our service.



Holdings valuation (continued)

01 Jul 2022 - 30 Jun 2023

Equities

ASX code	Description	Quantity	Price	Value
ABC	ADEL BRTN FPO	6,300	\$2.390	\$15,057.00
AGL	AGL ENERGY FPO	2,801	\$10.810	\$30,278.81
AMP	AMP FPO	9,375	\$1.130	\$10,593.75
BHP	BHP GROUP FPO	1,100	\$44.990	\$49,489.00
BSL	BLUESCOPE FPO	834	\$20.550	\$17,138.70
CGF	CHALLENGER FPO	4,600	\$6.480	\$29,808.00
ELD	ELDERS FPO	1,450	\$6.580	\$9,541.00
GNC	GRAINCORP FPO	6,200	\$7.830	\$48,546.00
IAG	INSUR.AUST FPO	9,305	\$5.700	\$53,038.50
IFL	INSIGNIA FPO	6,430	\$2.820	\$18,132.60
IVC	INVOCARE FPO	2,500	\$12.590	\$31,475.00
NAB	NAT. BANK FPO	10,920	\$26.370	\$287,960.40
ORI	ORICA FPO	363	\$14.830	\$5,383.29
QUB	QUBE FPO	15,500	\$2.850	\$44,175.00
SUN	SUNCORP FPO	2,556	\$13.490	\$34,480.44
TAH	TABCORP FPO	5,975	\$1.110	\$6,632.25
TLC	LOTTERY FPO	5,975	\$5.130	\$30,651.75
TLS	TELSTRA FPO	5,987	\$4.300	\$25,744.10
WBC	WESTPAC FPO	9,500	\$21.340	\$202,730.00
WDS	WOODSIDE FPO	198	\$34.440	\$6,819.12
			Sub total	\$957,674.71

While every effort has been made to provide you with an accurate statement, we give no warranty of accuracy or reliability and take no responsibility for any errors or omissions including negligence by any officers, employees or agents. We encourage you to confirm the information, holdings and valuations contained herein. Information contained in the report may only relate to the period since you commenced our service.

Holdings valuation (continued)

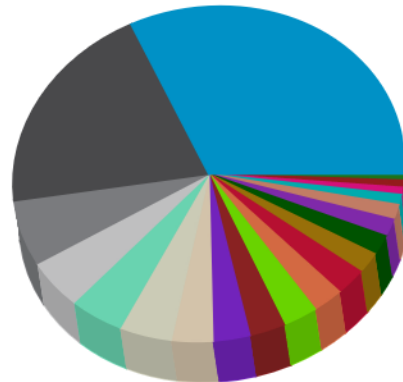
01 Jul 2022 - 30 Jun 2023

Holdings valuation at 1 Jul 2022

\$921,818.81

Holdings composition 1 Jul 2022

NAB 32.45%	SUN 3.04%	ABC 1.65%
WBC 20.10%	TLC 2.93%	BSL 1.44%
GNC 6.40%	IVC 2.84%	AMP 0.97%
BHP 4.92%	AGL 2.51%	TAH 0.69%
QUB 4.59%	TLS 2.50%	WDS 0.68%
IAG 4.40%	ELD 1.98%	ORI 0.62%
CGF 3.41%	IFL 1.88%	

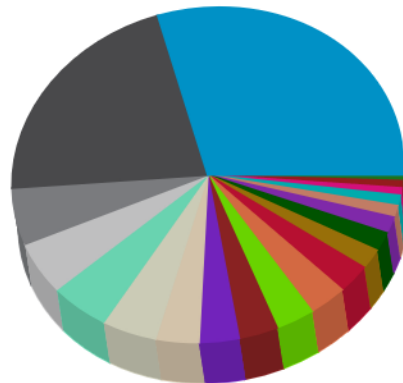


Holdings valuation at 30 Jun 2023

\$957,674.71

Holdings composition 30 Jun 2023

NAB 30.07%	IVC 3.29%	ABC 1.57%
WBC 21.17%	TLC 3.20%	AMP 1.11%
IAG 5.54%	AGL 3.16%	ELD 1.00%
BHP 5.17%	CGF 3.11%	WDS 0.71%
GNC 5.07%	TLS 2.69%	TAH 0.69%
QUB 4.61%	IFL 1.89%	ORI 0.56%
SUN 3.60%	BSL 1.79%	



While every effort has been made to provide you with an accurate statement, we give no warranty of accuracy or reliability and take no responsibility for any errors or omissions including negligence by any officers, employees or agents. We encourage you to confirm the information, holdings and valuations contained herein. Information contained in the report may only relate to the period since you commenced our service.

Transaction Summary

01 Jul 2022 - 30 Jun 2023



There is no data for this report.

While every effort has been made to provide you with an accurate statement, we give no warranty of accuracy or reliability and take no responsibility for any errors or omissions including negligence by any officers, employees or agents. We encourage you to confirm the information, holdings and valuations contained herein. Information contained in the report may only relate to the period since you commenced our service.



Brokerage & information services

01 Jul 2022 - 30 Jun 2023



There is no data for this report.

While every effort has been made to provide you with an accurate statement, we give no warranty of accuracy or reliability and take no responsibility for any errors or omissions including negligence by any officers, employees or agents. We encourage you to confirm the information, holdings and valuations contained herein. Information contained in the report may only relate to the period since you commenced our service.



Estimated dividends & distributions

01 Jul 2022 - 30 Jun 2023

ABC ADBRI LIMITED ORDINARY

Ex div. date	Payment date	Type	Div. amount	Franking %	Balance	Franking credit	Est. dividend
21/09/2022	05/10/2022	Interim	\$0.05	100.00%	6,300	\$135.00	\$315.00
Estimated sub total						\$135.00	\$315.00

AGL AGL ENERGY LIMITED. ORDINARY

Ex div. date	Payment date	Type	Div. amount	Franking %	Balance	Franking credit	Est. dividend
01/09/2022	27/09/2022	Final	\$0.10	0.00%	2,801	\$0.00	\$280.10
22/02/2023	24/03/2023	Interim	\$0.08	0.00%	2,801	\$0.00	\$224.08
Estimated sub total						\$0.00	\$504.18

AMP AMP LIMITED ORDINARY

Ex div. date	Payment date	Type	Div. amount	Franking %	Balance	Franking credit	Est. dividend
01/03/2023	03/04/2023	Final	\$0.025	20.00%	9,375	\$20.09	\$234.38
Estimated sub total						\$20.09	\$234.38

BHP BHP GROUP LIMITED ORDINARY

Ex div. date	Payment date	Type	Div. amount	Franking %	Balance	Franking credit	Est. dividend
01/09/2022	22/09/2022	Final	\$2.551839	100.00%	1,100	\$1,203.01	\$2,807.02
09/03/2023	30/03/2023	Interim	\$1.363636	100.00%	1,100	\$642.86	\$1,500.00
Estimated sub total						\$1,845.87	\$4,307.02

While every effort has been made to provide you with an accurate statement, we give no warranty of accuracy or reliability and take no responsibility for any errors or omissions including negligence by any officers, employees or agents. We encourage you to confirm the information, holdings and valuations contained herein. Information contained in the report may only relate to the period since you commenced our service.

Estimated dividends & distributions (continued)

01 Jul 2022 - 30 Jun 2023

BSL BLUESCOPE STEEL LTD ORDINARY

Ex div. date	Payment date	Type	Div. amount	Franking %	Balance	Franking credit	Est. dividend
06/09/2022	12/10/2022	Final	\$0.25	0.00%	834	\$0.00	\$208.50
24/02/2023	28/03/2023	Interim	\$0.25	100.00%	834	\$89.36	\$208.50
Estimated sub total						\$89.36	\$417.00

CGF CHALLENGER LIMITED ORDINARY

Ex div. date	Payment date	Type	Div. amount	Franking %	Balance	Franking credit	Est. dividend
29/08/2022	21/09/2022	Final	\$0.115	100.00%	4,600	\$226.71	\$529.00
21/02/2023	21/03/2023	Interim	\$0.12	100.00%	4,600	\$236.57	\$552.00
Estimated sub total						\$463.28	\$1,081.00

ELD ELDERS LIMITED ORDINARY

Ex div. date	Payment date	Type	Div. amount	Franking %	Balance	Franking credit	Est. dividend
21/11/2022	16/12/2022	Final	\$0.28	30.00%	1,450	\$52.20	\$406.00
23/05/2023	22/06/2023	Interim	\$0.23	30.00%	1,450	\$42.88	\$333.50
Estimated sub total						\$95.08	\$739.50

GNC GRAINCORP LIMITED A CLASS ORDINARY

Ex div. date	Payment date	Type	Div. amount	Franking %	Balance	Franking credit	Est. dividend
06/07/2022	21/07/2022	Interim	\$0.24	100.00%	6,200	\$637.71	\$1,488.00
29/11/2022	14/12/2022	Final	\$0.30	100.00%	6,200	\$797.14	\$1,860.00
Estimated sub total						\$1,434.85	\$3,348.00

While every effort has been made to provide you with an accurate statement, we give no warranty of accuracy or reliability and take no responsibility for any errors or omissions including negligence by any officers, employees or agents. We encourage you to confirm the information, holdings and valuations contained herein. Information contained in the report may only relate to the period since you commenced our service.

Estimated dividends & distributions (continued)

01 Jul 2022 - 30 Jun 2023

IAG INSURANCE AUSTRALIA ORDINARY

Ex div. date	Payment date	Type	Div. amount	Franking %	Balance	Franking credit	Est. dividend
18/08/2022	22/09/2022	Final	\$0.05	70.00%	9,305	\$139.58	\$465.25
16/02/2023	23/03/2023	Interim	\$0.06	30.00%	9,305	\$71.78	\$558.30
Estimated sub total						\$211.36	\$1,023.55

IFL INSIGNIA FINANCIAL ORDINARY

Ex div. date	Payment date	Type	Div. amount	Franking %	Balance	Franking credit	Est. dividend
07/09/2022	29/09/2022	Final	\$0.118	100.00%	6,430	\$325.17	\$758.74
10/03/2023	03/04/2023	Interim	\$0.105	50.00%	6,430	\$144.68	\$675.15
Estimated sub total						\$469.85	\$1,433.89

IVC INVOCARE LIMITED ORDINARY

Ex div. date	Payment date	Type	Div. amount	Franking %	Balance	Franking credit	Est. dividend
01/09/2022	06/10/2022	Interim	\$0.135	100.00%	2,500	\$144.64	\$337.50
02/03/2023	06/04/2023	Final	\$0.11	100.00%	2,500	\$117.86	\$275.00
Estimated sub total						\$262.50	\$612.50

NAB NATIONAL AUST. BANK ORDINARY

Ex div. date	Payment date	Type	Div. amount	Franking %	Balance	Franking credit	Est. dividend
11/05/2022	05/07/2022	Interim	\$0.73	100.00%	10,920	\$3,416.40	\$7,971.60
15/11/2022	14/12/2022	Final	\$0.78	100.00%	10,920	\$3,650.40	\$8,517.60
Estimated sub total						\$7,066.80	\$16,489.20

While every effort has been made to provide you with an accurate statement, we give no warranty of accuracy or reliability and take no responsibility for any errors or omissions including negligence by any officers, employees or agents. We encourage you to confirm the information, holdings and valuations contained herein. Information contained in the report may only relate to the period since you commenced our service.

Estimated dividends & distributions (continued)

01 Jul 2022 - 30 Jun 2023

ORI ORICA LIMITED ORDINARY

Ex div. date	Payment date	Type	Div. amount	Franking %	Balance	Franking credit	Est. dividend
31/05/2022	08/07/2022	Interim	\$0.13	0.00%	363	\$0.00	\$47.19
18/11/2022	22/12/2022	Final	\$0.22	0.00%	363	\$0.00	\$79.86
Estimated sub total						\$0.00	\$127.05

QUB QUBE HOLDINGS LTD ORDINARY

Ex div. date	Payment date	Type	Div. amount	Franking %	Balance	Franking credit	Est. dividend
19/09/2022	18/10/2022	Final	\$0.04	100.00%	15,500	\$265.71	\$620.00
07/03/2023	13/04/2023	Interim	\$0.0375	100.00%	15,500	\$249.11	\$581.25
Estimated sub total						\$514.82	\$1,201.25

SUN SUNCORP GROUP LTD ORDINARY

Ex div. date	Payment date	Type	Div. amount	Franking %	Balance	Franking credit	Est. dividend
12/08/2022	21/09/2022	Final	\$0.17	100.00%	2,556	\$186.22	\$434.52
14/02/2023	31/03/2023	Interim	\$0.33	100.00%	2,556	\$361.49	\$843.48
Estimated sub total						\$547.71	\$1,278.00

TAH TABCORP HOLDINGS LTD ORDINARY

Ex div. date	Payment date	Type	Div. amount	Franking %	Balance	Franking credit	Est. dividend
31/08/2022	23/09/2022	Final	\$0.065	100.00%	5,975	\$166.45	\$388.38
24/02/2023	21/03/2023	Interim	\$0.013	100.00%	5,975	\$33.29	\$77.68
Estimated sub total						\$199.74	\$466.06

While every effort has been made to provide you with an accurate statement, we give no warranty of accuracy or reliability and take no responsibility for any errors or omissions including negligence by any officers, employees or agents. We encourage you to confirm the information, holdings and valuations contained herein. Information contained in the report may only relate to the period since you commenced our service.

Estimated dividends & distributions (continued)

01 Jul 2022 - 30 Jun 2023

TLC THE LOTTERY CORP ORDINARY

Ex div. date	Payment date	Type	Div. amount	Franking %	Balance	Franking credit	Est. dividend
01/03/2023	23/03/2023	Interim	\$0.09	100.00%	5,975	\$230.46	\$537.75
Estimated sub total						\$230.46	\$537.75

TLS TELSTRA GROUP ORDINARY

Ex div. date	Payment date	Type	Div. amount	Franking %	Balance	Franking credit	Est. dividend
24/08/2022	21/09/2022	Final	\$0.085	100.00%	5,987	\$218.10	\$508.90
01/03/2023	31/03/2023	Interim	\$0.085	100.00%	5,987	\$218.10	\$508.90
Estimated sub total						\$436.20	\$1,017.80

WBC WESTPAC BANKING CORP ORDINARY

Ex div. date	Payment date	Type	Div. amount	Franking %	Balance	Franking credit	Est. dividend
17/11/2022	20/12/2022	Final	\$0.64	100.00%	9,500	\$2,605.71	\$6,080.00
11/05/2023	27/06/2023	Interim	\$0.70	100.00%	9,500	\$2,850.00	\$6,650.00
Estimated sub total						\$5,455.71	\$12,730.00

WDS WOODSIDE ENERGY ORDINARY

Ex div. date	Payment date	Type	Div. amount	Franking %	Balance	Franking credit	Est. dividend
08/09/2022	06/10/2022	Interim	\$1.59953	100.00%	198	\$135.73	\$316.71
08/03/2023	05/04/2023	Final	\$2.154399	100.00%	198	\$182.82	\$426.57
Estimated sub total						\$318.55	\$743.28

While every effort has been made to provide you with an accurate statement, we give no warranty of accuracy or reliability and take no responsibility for any errors or omissions including negligence by any officers, employees or agents. We encourage you to confirm the information, holdings and valuations contained herein. Information contained in the report may only relate to the period since you commenced our service.

Estimated dividends & distributions (continued)

01 Jul 2022 - 30 Jun 2023



Estimated total

\$19,797.23

\$48,606.41

The information presented in this report is a general estimation and is intended as a guide for indicative purposes only. It is an extrapolation of our understanding of your holdings against publicly available dividend entitlement and payment information. It should not be considered a replacement for your own records. We encourage you to confirm the information and holdings represented here.

While every effort has been made to provide you with an accurate statement, we give no warranty of accuracy or reliability and take no responsibility for any errors or omissions including negligence by any officers, employees or agents. We encourage you to confirm the information, holdings and valuations contained herein. Information contained in the report may only relate to the period since you commenced our service.

