
Workpapers - 2023 Financial Year

Malcolm Kater Super

Preparer: Rhonda Wilkinson

Reviewer: John Curley

Printed: 27 December 2023

Lead Schedule

2023 Financial Year

Code	Workpaper	CY Balance	LY Balance	Change	Status
23800	Distributions Received	(\$490.15)		100%	Completed
23900	Dividends Received	(\$58,907.11)	(\$57,255.73)	2.88%	Completed
24200	Contributions	(\$1,890.00)	(\$24,700.00)	(92.35)%	Completed
24700	Changes in Market Values of Investments	(\$109,327.15)	\$134,263.95	(181.43)%	Completed
25000	Interest Received	(\$23,451.94)	(\$4,419.32)	430.67%	Completed
30100	Accountancy Fees	\$2,805.00	\$2,640.00	6.25%	Completed
30150	Administration Fees	(\$159.65)	\$601.06	(126.56)%	Completed
30200	Actuarial Certificate	\$110.00	\$121.00	(9.09)%	Completed
30400	ATO Supervisory Levy	\$259.00	\$259.00	0%	Completed
30700	Auditor's Remuneration	\$385.00	\$385.00	0%	Completed
30900	Advisor Fees	\$3,795.11	\$3,121.27	21.59%	Completed
41600	Pensions Paid	\$44,000.00	\$35,500.00	23.94%	Completed
48500	Income Tax Expense	(\$30,799.74)	(\$28,692.71)	7.34%	Completed
49000	Profit/Loss Allocation Account	\$160,701.30	(\$75,884.84)	(311.77)%	Completed
50000	Members	(\$2,060,070.25)	(\$1,899,368.95)	8.46%	Completed
60400	Bank Accounts	\$328,913.57	\$282,965.12	16.24%	Completed
61800	Distributions Receivable	\$490.15		100%	Completed

Code	Workpaper	CY Balance	LY Balance	Change	Status
72000	Debt Securities (Bonds, Bills of Exchange, Promissory Notes)	\$300,710.00	\$297,075.00	1.22%	Completed
72300	Derivatives (Options, Hybrids, Future Contracts)	\$0.00	\$730.96	100%	N/A - Not Applicable
77600	Shares in Listed Companies (Australian)	\$1,110,531.51	\$1,072,719.63	3.52%	Completed
77700	Shares in Listed Companies (Overseas)	\$270,523.93	\$232,626.57	16.29%	Completed
78200	Units in Listed Unit Trusts (Australian)	\$35,428.00		100%	Completed
85000	Income Tax Payable /Refundable	\$17,829.41	\$14,631.39	21.86%	Completed
88000	Sundry Creditors	(\$4,356.32)	(\$1,379.72)	215.74%	Completed
89000	Deferred Tax Liability /Asset	\$0.00	\$0.00	0%	N/A - Not Applicable
A	Financial Statements				Completed
B	Permanent Documents				N/A - Not Applicable
C	Other Documents				N/A - Not Applicable
D	Pension Documentation				N/A - Not Applicable
E	Estate Planning				N/A - Not Applicable

23800 - Distributions Received

2023 Financial Year

Preparer Rhonda Wilkinson

Reviewer John Curley

Status Completed

Account Code	Description	CY Balance	LY Balance	Change
IHVV.AX	Ishares S&p 500 Aud Hedged Etf	(\$490.15)		100%
TOTAL		CY Balance	LY Balance	
		(\$490.15)		

Supporting Documents

- Distribution Reconciliation Report [Report](#)
- 2023 JB Were Investment Income.pdf

Standard Checklist

- Attach a copy of all Tax Statements
- Attach a copy of Distribution Reconciliation Report
- Ensure all Distributions have been reviewed on [Distribution Tax Automation](#)

Malcolm Kater Super Distribution Reconciliation Report

For The Period 01 July 2022 - 30 June 2023

Date	Non Primary Production Income (A) * ₁					Distributed Capital Gains (B) * ₂					Foreign Income * ₃		Non-Assessable			Taxable Income
	Payment Received	Franked	Unfranked	Interest/ Other	Franking Credits	Discounted (After Discount)	Rate * ₅	CGT Concession	Indexed	Other	Foreign Income	Foreign Credits	Tax Exempt	Tax Free	Tax Deferred / AMIT * ₆	
Units in Listed Unit Trusts (Australian)																
IHVV.AX Ishares S&p 500 Aud Hedged Etf																
30/06/2023	490.15						S								0.00	
30/06/2023	0.00	0.00	0.00	0.00	0.00	0.00	I	0.00	0.00	0.00	0.00	0.00	0.00	0.00	490.15	0.00
	490.15	0.00	0.00	0.00	0.00	0.00		0.00	0.00	0.00	0.00	0.00	0.00	0.00	490.15	0.00
<i>Net Cash Distribution:</i>	490.15															
	490.15	0.00	0.00	0.00	0.00	0.00		0.00	0.00	0.00	0.00	0.00	0.00	0.00	490.15	0.00

Malcolm Kater Super

Distribution Reconciliation Report

For The Period 01 July 2022 - 30 June 2023

Date	Non Primary Production Income (A) * ₁			Distributed Capital Gains (B) * ₂					Foreign Income * ₃		Non-Assessable				Taxable Income	
	Payment Received	Franked	Unfranked	Interest/ Other	Franking Credits	Discounted (After Discount)	Rate * ₅	CGT Concession	Indexed	Other	Foreign Income	Foreign Credits	Tax Exempt	Tax Free		Tax Deferred / AMIT * ₆
TOTAL	490.15	0.00	0.00	0.00	0.00	0.00		0.00	0.00	0.00	0.00	0.00	0.00	0.00	490.15	0.00

Total Distributed Gains

Discount Rate	Discounted	Gross
Superfund 1/3	0.00	0.00
Individual 50%(I)	0.00	0.00
Total	0.00	0.00

*₁ Summary of Non Primary Production Income (A)

Tax Label	Franked	Unfranked	Interest/Other	Less Other Deduction	Income Before Credits * ₇	Franking Credits	Total Including Credits
11M Gross trust distributions	0.00	0.00	0.00	0.00	0.00	0.00	0.00

*₂ Forms part of the Net Capital Gains calculation for Tax Label 11A.

*₃ Forms part of the Foreign Credits calculation for Tax Label 11D, D1, 13C1.

*₄ Taxable Income is designed to match Tax Statement provided by Fund Manager.

Taxable Income in the SMSF Annual Return will be different due to application of Capital Losses in Net Capital Gain calculation and application of different discount method.

*₅ This is the discount rate selected for the transaction. "S" being Super Funds at 1/3 and "I" being Individual at 50%.

*₆ AMIT cost base net increase is reflected as negative amount i.e. negative tax deferred and AMIT cost base net decrease is reflected as positive amount i.e. positive tax deferred.

*₇ Sum of Income Before Credits reconciles with Taxable Trust Distributions in Statement of Taxable Income.

^ Variance between Payment Received and Net Cash Distribution.

Taxation income

01 Jul 2022 to 30 Jun 2023

Income transactions

Asset	Tax date	Interest \$	Unfranked \$	Franked \$	Franking credits entitlement \$	Other Aust \$	Gross foreign \$	Trust cap gains \$	Non-assess \$	Gross excl franking credits \$	Aust taxes \$	Foreign taxes \$	Expenses withheld \$	Cash \$	DRP \$	To be received \$
Dividends																
AUSTRALIA AND NEW ZEALAND BANKING GROUP LIMITED. CAP NOTE 3-BBSW+4.70% PERP NON-CUM RED T-03-24																
AN3PG	20/03/2023	-	-	259.31	111.13	-	-	-	-	259.31	-	-	-	259.31 ✓	-	-
	20/06/2023	-	-	281.22	120.52	-	-	-	-	281.22	-	-	-	281.22 ✓	-	-
AN3PG totals		-	-	540.53	231.65	-	-	-	-	540.53	-	-	-	540.53	-	-
AUSTRALIA AND NEW ZEALAND BANKING GROUP LIMITED CAP NOTE 3-BBSW+4.70% PERP NON-CUM RED T-03-24																
ANZPG	20/09/2022	-	-	219.11	93.90	-	-	-	-	219.11	-	-	-	219.11 ✓	-	-
	20/12/2022	-	-	251.12	107.62	-	-	-	-	251.12	-	-	-	251.12 ✓	-	-
ANZPG totals		-	-	470.23	201.52	-	-	-	-	470.23	-	-	-	470.23	-	-
BENDIGO AND ADELAIDE BANK LIMITED CAP NOTE 3-BBSW+3.80% PERP NON-CUM RED T-06-27																
BENPH	15/09/2022	-	-	184.55	79.09	-	-	-	-	184.55	-	-	-	184.55 ✓	-	-
	15/12/2022	-	-	217.30	93.13	-	-	-	-	217.30	-	-	-	217.30 ✓	-	-
	15/03/2023	-	-	228.48	97.92	-	-	-	-	228.48	-	-	-	228.48 ✓	-	-
	15/06/2023	-	-	250.02	107.15	-	-	-	-	250.02	-	-	-	250.02 ✓	-	-
BENPH totals		-	-	880.35	377.29	-	-	-	-	880.35	-	-	-	880.35	-	-
BANK OF QUEENSLAND LIMITED. CAP NOTE 3-BBSW+3.80% PERP NON-CUM RED T-05-27																
BOQPF	15/08/2022	-	-	159.16	68.21	-	-	-	-	159.16	-	-	-	159.16 ✓	-	-
	15/11/2022	-	-	204.99	87.85	-	-	-	-	204.99	-	-	-	204.99 ✓	-	-
	15/02/2023	-	-	229.58	98.39	-	-	-	-	229.58	-	-	-	229.58 ✓	-	-
	15/05/2023	-	-	236.30	101.27	-	-	-	-	236.30	-	-	-	236.30 ✓	-	-
BOQPF totals		-	-	830.03	355.72	-	-	-	-	830.03	-	-	-	830.03	-	-
COMMONWEALTH BANK OF AUSTRALIA. CAP NOTE 3-BBSW+3.70% PERP NON-CUM RED T-04-24																
CBAPH	15/09/2022	-	-	185.97	79.70	-	-	-	-	185.97	-	-	-	185.97 ✓	-	-
	15/12/2022	-	-	219.63	94.13	-	-	-	-	219.63	-	-	-	219.63 ✓	-	-
	15/03/2023	-	-	231.11	99.05	-	-	-	-	231.11	-	-	-	231.11 ✓	-	-
	15/06/2023	-	-	253.17	108.50	-	-	-	-	253.17	-	-	-	253.17 ✓	-	-
CBAPH totals		-	-	889.88	381.38	-	-	-	-	889.88	-	-	-	889.88	-	-
CHALLENGER LIMITED CAP NOTE 3-BBSW+4.60% PERP NON-CUM RED T-05-26																
CGFPC	25/08/2022	-	-	195.00	83.57	-	-	-	-	195.00	-	-	-	195.00 ✓	-	-

This document is confidential, or highly confidential when credit card numbers are contained within

Malcolm Kater Super - PMA

Taxation income

01 Jul 2022 to 30 Jun 2023

Income transactionsSM continued

Asset	Tax date	Interest \$	Unfranked \$	Franked \$	Franking credits entitlement \$	Other Aust \$	Gross foreign \$	Trust cap gains \$	Non-assess \$	Gross excl franking credits \$	Aust taxes \$	Foreign taxes \$	Expenses withheld \$	Cash \$	DRP \$	To be received \$
Dividends																
	25/11/2022	-	-	241.80	103.63	-	-	-	-	241.80	-	-	-	241.80 ✓	-	-
	27/02/2023	-	-	271.05	116.16	-	-	-	-	271.05	-	-	-	271.05 ✓	-	-
	25/05/2023	-	-	265.20	113.66	-	-	-	-	265.20	-	-	-	265.20 ✓	-	-
CGFPC totals		-	-	973.05	417.02	-	-	-	-	973.05	-	-	-	973.05	-	-
MACQUARIE GROUP LIMITED CAP NOTE 3-BBSW+4.15% PERP NON-CUM RED T-09-26																
MQGPD	12/09/2022	-	141.76	94.51	40.50	-	-	-	-	236.26	-	-	-	236.26 ✓	-	-
	12/12/2022	-	165.54	110.36	47.30	-	-	-	-	275.89	-	-	-	275.89 ✓	-	-
	10/03/2023	-	171.09	114.06	48.88	-	-	-	-	285.15	-	-	-	285.15 ✓	-	-
	13/06/2023	-	197.31	131.54	56.37	-	-	-	-	328.85	-	-	-	328.85 ✓	-	-
MQGPD totals		-	675.70	450.47	193.05	-	-	-	-	1,126.15	-	-	-	1,126.15	-	-
NATIONAL AUSTRALIA BANK LIMITED CAP NOTE 3-BBSW+3.50% PERP NON-CUM RED T-12-27																
NABPH	19/09/2022	-	-	181.51	77.79	-	-	-	-	181.51	-	-	-	181.51 ✓	-	-
	19/12/2022	-	-	210.25	90.11	-	-	-	-	210.25	-	-	-	210.25 ✓	-	-
	17/03/2023	-	-	214.89	92.10	-	-	-	-	214.89	-	-	-	214.89 ✓	-	-
	19/06/2023	-	-	246.13	105.48	-	-	-	-	246.13	-	-	-	246.13 ✓	-	-
NABPH totals		-	-	852.78	365.48	-	-	-	-	852.78	-	-	-	852.78	-	-
SUNCORP GROUP LIMITED CAP NOTE 3-BBSW+3.65% PERP NON-CUM RED T-06-24																
SUNPG	19/09/2022	-	-	142.43	61.04	-	-	-	-	142.43	-	-	-	142.43 ✓	-	-
	19/12/2022	-	-	164.26	70.40	-	-	-	-	164.26	-	-	-	164.26 ✓	-	-
	17/03/2023	-	-	167.66	71.86	-	-	-	-	167.66	-	-	-	167.66 ✓	-	-
	19/06/2023	-	-	191.75	82.18	-	-	-	-	191.75	-	-	-	191.75 ✓	-	-
SUNPG totals		-	-	666.10	285.48	-	-	-	-	666.10	-	-	-	666.10	-	-
Totals		-	675.70	6,553.42	2,808.59	-	-	-	-	7,229.10	-	-	-	7,229.10	-	-
Foreign income																
APPLE ORD																
AAPL.NSM	12/08/2022	-	-	-	-	-	27.54	-	-	27.54	-	4.13	-	23.41 ✓	-	-
	10/11/2022	-	-	-	-	-	29.50	-	-	29.50	-	4.42	-	25.08 ✓	-	-

Malcolm Kater Super - PMA

Taxation income

01 Jul 2022 to 30 Jun 2023

Income transactions continued

Asset	Tax date	Interest \$	Unfranked \$	Franked \$	Franking credits entitlement \$	Other Aust \$	Gross foreign \$	Trust cap gains \$	Non-assess \$	Gross excl franking credits \$	Aust taxes \$	Foreign taxes \$	Expenses withheld \$	Cash \$	DRP \$	To be received \$
Foreign income																
	16/02/2023	-	-	-	-	-	28.65	-	-	28.65	-	4.29	-	24.36 ✓	-	-
	18/05/2023	-	-	-	-	-	30.73	-	-	30.73	-	4.61	-	26.12 ✓	-	-
AAPL.NSM totals		-	-	-	-	-	116.42	-	-	116.42	-	17.45	-	98.97	-	-
AIRBUS GROUP ORD																
AIR.PAR	27/04/2023	-	-	-	-	-	200.35	-	-	200.35	-	30.05	-	170.30 ✓	-	-
AIR.PAR totals		-	-	-	-	-	200.35	-	-	200.35	-	30.05	-	170.30	-	-
AMGEN ORD																
AMGN.NSM	08/09/2022	-	-	-	-	-	90.87	-	-	90.87	-	13.63	-	77.24 ✓	-	-
	08/12/2022	-	-	-	-	-	91.67	-	-	91.67	-	13.75	-	77.92 ✓	-	-
	08/03/2023	-	-	-	-	-	102.99	-	-	102.99	-	15.44	-	87.55 ✓	-	-
	08/06/2023	-	-	-	-	-	101.42	-	-	101.42	-	15.21	-	86.21 ✓	-	-
AMGN.NSM totals		-	-	-	-	-	386.95	-	-	386.95	-	58.03	-	328.92	-	-
VINCI ORD																
DG.PAR	17/11/2022	-	-	-	-	-	136.09	-	-	136.09	-	20.41	-	115.68 ✓	-	-
	27/04/2023	-	-	-	-	-	440.38	-	-	440.38	-	66.06	-	374.32 ✓	-	-
DG.PAR totals		-	-	-	-	-	576.47	-	-	576.47	-	86.47	-	490.00	-	-
HOME DEPOT ORD																
HD.NYS	15/09/2022	-	-	-	-	-	56.55	-	-	56.55	-	8.48	-	48.07 ✓	-	-
	15/12/2022	-	-	-	-	-	56.61	-	-	56.61	-	8.49	-	48.12 ✓	-	-
	23/03/2023	-	-	-	-	-	62.55	-	-	62.55	-	9.38	-	53.17 ✓	-	-
	15/06/2023	-	-	-	-	-	60.72	-	-	60.72	-	9.11	-	51.61 ✓	-	-
HD.NYS totals		-	-	-	-	-	236.43	-	-	236.43	-	35.46	-	200.97	-	-
JPMORGAN CHASE & CO COM STK USD1																
JPM.NYS	01/08/2022	-	-	-	-	-	75.45	-	-	75.45	-	11.32	-	64.13 ✓	-	-
	31/10/2022	-	-	-	-	-	82.71	-	-	82.71	-	12.41	-	70.30 ✓	-	-
	31/01/2023	-	-	-	-	-	75.09	-	-	75.09	-	11.26	-	63.83 ✓	-	-
	01/05/2023	-	-	-	-	-	79.91	-	-	79.91	-	11.99	-	67.92 ✓	-	-
JPM.NYS totals		-	-	-	-	-	313.16	-	-	313.16	-	46.98	-	266.18	-	-

This document is confidential, or highly confidential when credit card numbers are contained within

Malcolm Kater Super - PMA

Taxation income

01 Jul 2022 to 30 Jun 2023

JBWere

Income transactions ³³ continued

Asset	Tax date	Interest \$	Unfranked \$	Franked \$	Franking credits entitlement \$	Other Aust \$	Gross foreign \$	Trust cap gains \$	Non-assess \$	Gross excl franking credits \$	Aust taxes \$	Foreign taxes \$	Expenses withheld \$	Cash \$	DRP \$	To be received \$
Foreign income																
LVMH ORD																
MC.PAR	05/12/2022	-	-	-	-	-	78.22	-	-	78.22	-	11.73	-	66.49 ✓	-	-
	27/04/2023	-	-	-	-	-	116.29	-	-	116.29	-	17.44	-	98.85 ✓	-	-
MC.PAR totals		-	-	-	-	-	194.51	-	-	194.51	-	29.17	-	165.34	-	-
MONDELEZ INTERNATIONAL CL A ORD																
MDLZ.NSM	14/07/2022	-	-	-	-	-	76.24	-	-	76.24	-	11.44	-	64.80 ✓	-	-
	14/10/2022	-	-	-	-	-	90.97	-	-	90.97	-	13.65	-	77.32 ✓	-	-
	13/01/2023	-	-	-	-	-	80.87	-	-	80.87	-	12.13	-	68.74 ✓	-	-
	14/04/2023	-	-	-	-	-	84.33	-	-	84.33	-	12.65	-	71.68 ✓	-	-
MDLZ.NSM totals		-	-	-	-	-	332.41	-	-	332.41	-	49.87	-	282.54	-	-
MERCK & CO ORD																
MRK.NYS	08/07/2022	-	-	-	-	-	124.01	-	-	124.01	-	18.60	-	105.41 ✓	-	-
	07/10/2022	-	-	-	-	-	133.55	-	-	133.55	-	20.03	-	113.52 ✓	-	-
	09/01/2023	-	-	-	-	-	129.92	-	-	129.92	-	19.49	-	110.43 ✓	-	-
	10/04/2023	-	-	-	-	-	134.78	-	-	134.78	-	20.22	-	114.56 ✓	-	-
MRK.NYS totals		-	-	-	-	-	522.26	-	-	522.26	-	78.34	-	443.92	-	-
MICROSOFT ORD																
MSFT.NSM	08/09/2022	-	-	-	-	-	33.29	-	-	33.29	-	4.99	-	28.30 ✓	-	-
	08/12/2022	-	-	-	-	-	36.63	-	-	36.63	-	5.49	-	31.14 ✓	-	-
	09/03/2023	-	-	-	-	-	38.15	-	-	38.15	-	5.72	-	32.43 ✓	-	-
	08/06/2023	-	-	-	-	-	37.44	-	-	37.44	-	5.61	-	31.83 ✓	-	-
MSFT.NSM totals		-	-	-	-	-	145.51	-	-	145.51	-	21.81	-	123.70	-	-
MICRON TECHNOLOGY ORD																
MU.NSM	26/07/2022	-	-	-	-	-	17.34	-	-	17.34	-	2.60	-	14.74 ✓	-	-
	26/10/2022	-	-	-	-	-	18.84	-	-	18.84	-	2.82	-	16.02 ✓	-	-
	19/01/2023	-	-	-	-	-	17.50	-	-	17.50	-	2.62	-	14.88 ✓	-	-
	25/04/2023	-	-	-	-	-	18.10	-	-	18.10	-	2.71	-	15.39 ✓	-	-
MU.NSM totals		-	-	-	-	-	71.78	-	-	71.78	-	10.75	-	61.03	-	-

Taxation income

01 Jul 2022 to 30 Jun 2023

Income transactions continued

Asset	Tax date	Interest \$	Unfranked \$	Franked \$	Franking credits entitlement \$	Other Aust \$	Gross foreign \$	Trust cap gains \$	Non-assess \$	Gross excl franking credits \$	Aust taxes \$	Foreign taxes \$	Expenses withheld \$	Cash \$	DRP \$	To be received \$
Foreign income																
SCHLUMBERGER ORD																
SLB.NYS	14/07/2022	-	-	-	-	-	60.93	-	-	60.93	-	-	-	60.93 ✓	-	-
	13/10/2022	-	-	-	-	-	65.10	-	-	65.10	-	-	-	65.10 ✓	-	-
	12/01/2023	-	-	-	-	-	58.98	-	-	58.98	-	-	-	58.98 ✓	-	-
	06/04/2023	-	-	-	-	-	88.09	-	-	88.09	-	-	-	88.09 ✓	-	-
SLB.NYS totals		-	-	-	-	-	273.10	-	-	273.10	-	-	-	273.10	-	-
SAMSUNG ELECTRONICS REG S GDR																
SMSN.LSE	23/08/2022	-	-	-	-	-	39.71	-	-	39.71	-	8.76	-	30.95 ✓	-	-
	22/11/2022	-	-	-	-	-	39.99	-	-	39.99	-	8.82	-	31.17 ✓	-	-
SMSN.LSE totals		-	-	-	-	-	79.70	-	-	79.70	-	17.58	-	62.12	-	-
VISA ORD CL A																
V.NYS	01/09/2022	-	-	-	-	-	26.47	-	-	26.47	-	3.97	-	22.50 ✓	-	-
	01/12/2022	-	-	-	-	-	31.74	-	-	31.74	-	4.76	-	26.98 ✓	-	-
	01/03/2023	-	-	-	-	-	31.99	-	-	31.99	-	4.80	-	27.19 ✓	-	-
	01/06/2023	-	-	-	-	-	32.80	-	-	32.80	-	4.92	-	27.88 ✓	-	-
V.NYS totals		-	-	-	-	-	123.00	-	-	123.00	-	18.45	-	104.55	-	-
Totals		-	-	-	-	-	3,572.05	-	-	3,572.05	-	500.41	-	3,071.64	-	-
Trust income																
ISHARES S&P 500 AUD HEDGED ETF																
IHVV	30/06/2023	-	-	-	-	-	-	-	490.15	490.15	-	-	-	-	-	490.15
IHVV totals		-	-	-	-	-	-	-	490.15	490.15	-	-	-	-	-	490.15
Totals		-	-	-	-	-	-	-	490.15	490.15	-	-	-	-	-	490.15
Interest																
Bank of Queensland Ltd Subordinated bonds FRN 3MBBSW+1.6% Callable 29/07/2026 Matures 29/07/2031																
+BOQ0726A	29/07/2022	288.20	-	-	-	-	-	-	-	288.20	-	-	-	288.20 ✓	-	-
	31/10/2022	479.11	-	-	-	-	-	-	-	479.11	-	-	-	479.11 ✓	-	-

Malcolm Kater Super - PMA

Taxation income

01 Jul 2022 to 30 Jun 2023

Income transactions - continued

Asset	Tax date	Interest \$	Unfranked \$	Franked \$	Franking credits entitlement \$	Other Aust \$	Gross foreign \$	Trust cap gains \$	Non-assess \$	Gross excl franking credits \$	Aust taxes \$	Foreign taxes \$	Expenses withheld \$	Cash \$	DRP \$	To be received \$
Interest																
	30/01/2023	584.18	-	-	-	-	-	-	-	584.18 ✓	-	-	-	584.18 ✓	-	-
	28/04/2023	600.47	-	-	-	-	-	-	-	600.47 ✓	-	-	-	600.47 ✓	-	-
+BOQ0726A totals		1,951.96	-	-	-	-	-	-	-	1,951.96	-	-	-	1,951.96	-	-
INSURANCE AUSTRALIA GROUP LTD SUBORDINATED BONDS F																
+IAG0645A	15/09/2022	511.07	-	-	-	-	-	-	-	511.07 ✓	-	-	-	511.07 ✓	-	-
	15/12/2022	636.17	-	-	-	-	-	-	-	636.17 ✓	-	-	-	636.17 ✓	-	-
	15/03/2023	680.16	-	-	-	-	-	-	-	680.16 ✓	-	-	-	680.16 ✓	-	-
	15/06/2023	757.21	-	-	-	-	-	-	-	757.21 ✓	-	-	-	757.21 ✓	-	-
+IAG0645A totals		2,584.61	-	-	-	-	-	-	-	2,584.61	-	-	-	2,584.61	-	-
Insurance Australia Group Ltd Sub bonds FRN 3MBBSW+2.45% Callable 15/12/2026 Matures 15/12/36																
+IAG1226A	15/09/2022	523.68	-	-	-	-	-	-	-	523.68 ✓	-	-	-	523.68 ✓	-	-
	15/12/2022	648.64	-	-	-	-	-	-	-	648.64 ✓	-	-	-	648.64 ✓	-	-
	15/03/2023	692.49	-	-	-	-	-	-	-	692.49 ✓	-	-	-	692.49 ✓	-	-
	15/06/2023	769.81	-	-	-	-	-	-	-	769.81 ✓	-	-	-	769.81 ✓	-	-
+IAG1226A totals		2,634.62	-	-	-	-	-	-	-	2,634.62	-	-	-	2,634.62	-	-
Liberty Financial Pty Ltd Senior Unsecured Bonds F																
+LFP0224A	26/08/2022	432.92	-	-	-	-	-	-	-	432.92 ✓	-	-	-	432.92 ✓	-	-
	28/11/2022	612.58	-	-	-	-	-	-	-	612.58 ✓	-	-	-	612.58 ✓	-	-
	27/02/2023	680.60	-	-	-	-	-	-	-	680.60 ✓	-	-	-	680.60 ✓	-	-
	26/05/2023	711.23	-	-	-	-	-	-	-	711.23 ✓	-	-	-	711.23 ✓	-	-
+LFP0224A totals		2,437.33	-	-	-	-	-	-	-	2,437.33	-	-	-	2,437.33	-	-
MEMBERS EQUITY BANK TIER 1 FRN BBSW3M+5 call 5/12/2023 PERPETUAL																
+MEB1223A	05/09/2022	-	-	544.65	233.42	-	-	-	-	544.65 ✓	-	-	-	544.65 ✓	-	-
	05/12/2022	-	-	658.03	282.01	-	-	-	-	658.03 ✓	-	-	-	658.03 ✓	-	-
	06/03/2023	-	-	703.84	301.65	-	-	-	-	703.84 ✓	-	-	-	703.84 ✓	-	-
	05/06/2023	-	-	753.27	322.83	-	-	-	-	753.27 ✓	-	-	-	753.27 ✓	-	-
+MEB1223A totals		-	-	2,659.79	1,139.91	-	-	-	-	2,659.79	-	-	-	2,659.79	-	-
National Australia Bank Ltd Subordinated bonds FRN																

23900 - Dividends Received

2023 Financial Year

Preparer Rhonda Wilkinson

Reviewer John Curley

Status Completed

Account Code	Description	CY Balance	LY Balance	Change
0H9X.L	Fresenius Medical Care AG & Co. KGaA - ADR		(\$147.22)	100%
0HAU.L	Lvmh Moet Hennessy Vuitton SE	(\$165.34)	(\$128.37)	28.8%
AAPL.NDQ3	Apple Inc	(\$98.97)	(\$68.11)	45.31%
ABC.AX	Adbri Limited	(\$315.00)	(\$787.50)	(60)%
AGK.AX	AGL Energy Limited	(\$504.18)	(\$1,400.50)	(64)%
AIR.PA.L1	Airbus SE	(\$170.30)	(\$125.69)	35.49%
AMGN.NDQ	AMGEN Inc.	(\$328.92)	(\$213.07)	54.37%
AMP.AX	AMP Limited	(\$234.38)		100%
ANZPG.AX	Australia And New Zealand Banking Group Limited	(\$1,010.76)	(\$476.10)	112.3%
BENPH.AX	Bendigo And Adelaide Bank Limited	(\$880.35)	(\$385.58)	128.32%
BHP.AX	BHP Group Limited	(\$4,307.02)	(\$11,167.90)	(61.43)%
BOQPF.AX1	Bank Of Queensland Limited.	(\$830.03)	(\$382.69)	116.89%
BSL.AX	Bluescope Steel Limited	(\$417.00)	(\$575.46)	(27.54)%
CBAPH.AX	Commonwealth Bank Of Australia.	(\$889.88)	(\$385.53)	130.82%
CBAP1.AXJBW	Commonwealth Bank Of Australia. (JBW Portfolio)		(\$252.96)	100%
CGF.AX	Challenger Limited	(\$1,081.00)	(\$1,012.00)	6.82%
CGFPC.AX1	Challenger Limited	(\$973.05)	(\$473.85)	105.35%
CIM.AX	Cimic Group Limited		(\$958.80)	100%
DG.PA.L1	Vinci SA	(\$490.00)	(\$323.88)	51.29%

Account Code	Description	CY Balance	LY Balance	Change
ELD.AX	Elders Limited	(\$739.50)	(\$725.00)	2%
GNC.AX	Graincorp Limited	(\$3,348.00)		100%
HD.NYE1	Home Depot, Inc.	(\$200.97)	(\$45.98)	337.08%
IAG.AX	Insurance Australia Group Limited	(\$1,023.55)	(\$1,767.95)	(42.11)%
IFL.AX	Insignia Financial Ltd	(\$1,433.89)	(\$2,237.64)	(35.92)%
IVC.AX	Invocare Limited	(\$612.50)	(\$525.00)	16.67%
JPM.NYE1	JPMorgan Chase & Co.	(\$266.18)	(\$127.22)	109.23%
MDLZ.NDQ	Mondelez International Inc. - Ordinary Shares - Class A	(\$282.54)	(\$119.44)	136.55%
MEB1223A	Members Equity Bank Subordinated Bonds		(\$1,326.52)	100%
MQGPD.AX	Macquarie Group Limited	(\$1,126.15)	(\$512.36)	119.8%
MRK.NYE1	Merck & Co Inc	(\$443.92)	(\$197.30)	125%
MSFT.NDQ1	Microsoft Corporation	(\$123.70)	(\$81.23)	52.28%
MU.NDQ	Micron Technology Inc.	(\$61.03)	(\$24.75)	146.59%
NAB.AX	National Australia Bank Limited	(\$16,489.20)	(\$13,868.40)	18.9%
NABPH.AX	National Australia Bank Limited	(\$852.78)	(\$356.29)	139.35%
ORI.AX	Orica Limited	(\$127.05)	(\$87.13)	45.82%
QUB.AX	Qube Holdings Limited	(\$1,201.25)	(\$465.00)	158.33%
SLB.NYE	Schlumberger	(\$273.10)	(\$39.25)	595.8%
SMSN.L	SAMSUNG ELECTRONICS CO LTD (ATT) GDR(EACH REP 25 COM STK KRW 100) - REG S	(\$62.12)	(\$62.55)	(0.69)%
SUN.AX	Suncorp-Metway Limited	(\$1,278.00)	(\$1,814.76)	(29.58)%
SUNPG.AX	Suncorp Group Limited	(\$666.10)	(\$283.30)	135.12%

Account Code	Description	CY Balance	LY Balance	Change
TAH.AX	Tabcorp Holdings Limited	(\$466.04)	(\$806.62)	(42.22)%
TLC.AX	The Lottery Corporation Limited	(\$537.75)		100%
TLS.AX	Telstra Group Limited	(\$1,017.78)	(\$957.92)	6.25%
V.NYE	Visa Inc - Ordinary Shares - Class A	(\$104.55)	(\$63.91)	63.59%
WBC.AX	Westpac Banking Corporation	(\$12,730.00)	(\$11,495.00)	10.74%
WDS.AX	Woodside Energy Group Ltd	(\$743.28)		100%
TOTAL		CY Balance	LY Balance	
		(\$58,907.11)	(\$57,255.73)	

Supporting Documents

- Investment Income Comparison Report [Report](#)
- Dividend Reconciliation Report [Report](#)
- 2023 JB Were Investment Income.pdf

Standard Checklist

- Attach copies of all dividend statements
- Attach copy of Dividend Reconciliation Report
- Attach copy of Investment Income Comparison Report

Malcolm Kater Super Dividend Reconciliation Report

For The Period 01 July 2022 - 30 June 2023

Date	Net Payment Received	Australian Income			Foreign Income			Withheld		
		Unfranked	Franked	Franking Credits	Foreign Income	Foreign Credits	NZ Credits	TFN Withheld	Non-Resident	LIC Deduction
Shares in Listed Companies (Australian)										
ABC.AX Adbri Limited										
05/10/2022	315.00	0.00	315.00	135.00						
	315.00	0.00	315.00	135.00						
AGL.AX AGL Energy Limited										
27/09/2022	280.10	280.10	0.00	0.00						
24/03/2023	224.08	224.08	0.00	0.00						
	504.18	504.18	0.00	0.00						
AMP.AX AMP Limited										
03/04/2023	234.38	187.50	46.88	20.09						
	234.38	187.50	46.88	20.09						
ANZPG.AX Australia And New Zealand Banking Group Limited										
20/09/2022	219.11	0.00	219.11	93.90						
20/12/2022	251.12	0.00	251.12	107.62						
20/03/2023	259.31	0.00	259.31	111.13						
20/06/2023	281.22	0.00	281.22	120.52						
	1,010.76	0.00	1,010.76	433.17						

Malcolm Kater Super**Dividend Reconciliation Report**

For The Period 01 July 2022 - 30 June 2023

Date	Net Payment Received	Australian Income			Foreign Income			Withheld		
		Unfranked	Franked	Franking Credits	Foreign Income	Foreign Credits	NZ Credits	TFN Withheld	Non-Resident	LIC Deduction
BENPH.AX Bendigo And Adelaide Bank Limited										
15/09/2022	184.55	0.00	184.55	79.09						
15/12/2022	217.30	0.00	217.30	93.13						
15/03/2023	228.48	0.00	228.48	97.92						
15/06/2023	250.02	0.00	250.02	107.15						
	880.35	0.00	880.35	377.29						
BHP.AX BHP Group Limited										
23/09/2022	2,807.02	0.00	2,807.02	1,203.01						
30/03/2023	1,500.00	0.00	1,500.00	642.86						
	4,307.02	0.00	4,307.02	1,845.87						
BOQPF.AX Bank Of Queensland Limited.										
15/08/2022	159.16	0.00	159.16	68.21						
15/11/2022	204.99	0.00	204.99	87.85						
15/02/2023	229.58	0.00	229.58	98.39						
15/05/2023	236.30	0.00	236.30	101.27						
	830.03	0.00	830.03	355.72						
BSL.AX Bluescope Steel Limited										

Malcolm Kater Super**Dividend Reconciliation Report**

For The Period 01 July 2022 - 30 June 2023

Date	Net Payment Received	Australian Income			Foreign Income			Withheld		
		Unfranked	Franked	Franking Credits	Foreign Income	Foreign Credits	NZ Credits	TFN Withheld	Non-Resident	LIC Deduction
12/10/2022	208.50	208.50	0.00	0.00						
28/03/2023	208.50	0.00	208.50	89.36						
	417.00	208.50	208.50	89.36						
CBAPH.AX Commonwealth Bank Of Australia.										
15/09/2022	185.97	0.00	185.97	79.70						
15/12/2022	219.63	0.00	219.63	94.13						
15/03/2023	231.11	0.00	231.11	99.05						
15/06/2023	253.17	0.00	253.17	108.50						
	889.88	0.00	889.88	381.38						
CGF.AX Challenger Limited										
21/09/2022	529.00	0.00	529.00	226.71						
21/03/2023	552.00	0.00	552.00	236.57						
	1,081.00	0.00	1,081.00	463.28						
CGFPC.AX Challenger Limited										
25/08/2022	195.00	0.00	195.00	83.57						
25/11/2022	241.80	0.00	241.80	103.63						
27/02/2023	271.05	0.00	271.05	116.16						

Malcolm Kater Super**Dividend Reconciliation Report**

For The Period 01 July 2022 - 30 June 2023

Date	Net Payment Received	Australian Income			Foreign Income			Withheld		
		Unfranked	Franked	Franking Credits	Foreign Income	Foreign Credits	NZ Credits	TFN Withheld	Non-Resident	LIC Deduction
25/05/2023	265.20	0.00	265.20	113.66						
	973.05	0.00	973.05	417.02						
ELD.AX Elders Limited										
16/12/2022	406.00	284.20	121.80	52.20						
22/06/2023	333.50	233.45	100.05	42.88						
	739.50	517.65	221.85	95.08						
GNC.AX Graincorp Limited										
21/07/2022	1,488.00	0.00	1,488.00	637.71						
14/12/2022	1,860.00	0.00	1,860.00	797.14						
	3,348.00	0.00	3,348.00	1,434.85						
IAG.AX Insurance Australia Group Limited										
21/09/2022	465.25	465.25								
23/03/2023	558.30	390.81	167.49	71.78						
	1,023.55	856.06	167.49	71.78						
IFL.AX Insignia Financial Ltd										
29/09/2022	758.74	0.00	758.74	325.17						
03/04/2023	675.15	337.58	337.57	144.67						

Malcolm Kater Super**Dividend Reconciliation Report**

For The Period 01 July 2022 - 30 June 2023

Date	Net Payment Received	Australian Income			Foreign Income			Withheld		
		Unfranked	Franked	Franking Credits	Foreign Income	Foreign Credits	NZ Credits	TFN Withheld	Non-Resident	LIC Deduction
	1,433.89	337.58	1,096.31	469.84						
IVC.AX Invocare Limited										
06/10/2022	337.50	0.00	337.50	144.64						
06/04/2023	275.00	0.00	275.00	117.86						
	612.50	0.00	612.50	262.50						
MQGPD.AX Macquarie Group Limited										
12/09/2022	236.26	141.76	94.50	40.50						
12/12/2022	275.89	165.53	110.36	47.30						
10/03/2023	285.15	171.09	114.06	48.88						
13/06/2023	328.85	197.31	131.54	56.37						
	1,126.15	675.69	450.46	193.05						
NAB.AX National Australia Bank Limited										
05/07/2022	7,971.60	0.00	7,971.60	3,416.40						
14/12/2022	8,517.60	0.00	8,517.60	3,650.40						
	16,489.20	0.00	16,489.20	7,066.80						
NABPH.AX National Australia Bank Limited										
19/09/2022	181.51	0.00	181.51	77.79						

Malcolm Kater Super**Dividend Reconciliation Report**

For The Period 01 July 2022 - 30 June 2023

Date	Net Payment Received	Australian Income			Foreign Income			Withheld		
		Unfranked	Franked	Franking Credits	Foreign Income	Foreign Credits	NZ Credits	TFN Withheld	Non-Resident	LIC Deduction
19/12/2022	210.25	0.00	210.25	90.11						
17/03/2023	214.89	0.00	214.89	92.10						
19/06/2023	246.13	0.00	246.13	105.48						
	852.78	0.00	852.78	365.48						
ORI.AX Orica Limited										
08/07/2022	47.19	47.19	0.00	0.00						
22/12/2022	79.86	79.86	0.00	0.00						
	127.05	127.05	0.00	0.00						
QUB.AX Qube Holdings Limited										
18/10/2022	620.00	0.00	620.00	265.71						
13/04/2023	581.25	0.00	581.25	249.11						
	1,201.25	0.00	1,201.25	514.82						
SUN.AX Suncorp-Metway Limited										
21/09/2022	434.52	0.00	434.52	186.22						
31/03/2023	843.48	0.00	843.48	361.49						
	1,278.00	0.00	1,278.00	547.71						
SUNPG.AX Suncorp Group Limited										

Malcolm Kater Super**Dividend Reconciliation Report**

For The Period 01 July 2022 - 30 June 2023

Date	Net Payment Received	Australian Income			Foreign Income			Withheld		
		Unfranked	Franked	Franking Credits	Foreign Income	Foreign Credits	NZ Credits	TFN Withheld	Non-Resident	LIC Deduction
19/09/2022	142.43	0.00	142.43	61.04						
19/12/2022	164.26	0.00	164.26	70.40						
17/03/2023	167.66	0.00	167.66	71.85						
19/06/2023	191.75	0.00	191.75	82.18						
	666.10	0.00	666.10	285.47						
TAH.AX Tabcorp Holdings Limited										
23/09/2022	388.37	0.00	388.37	166.44						
21/03/2023	77.67	0.00	77.67	33.29						
	466.04	0.00	466.04	199.73						
TLC.AX The Lottery Corporation Limited										
23/03/2023	537.75	0.00	537.75	230.46						
	537.75	0.00	537.75	230.46						
TLS.AX Telstra Group Limited										
21/09/2022	508.89	0.00	508.89	218.10						
31/03/2023	508.89	0.00	508.89	218.10						
	1,017.78	0.00	1,017.78	436.20						
WBC.AX Westpac Banking Corporation										

Malcolm Kater Super Dividend Reconciliation Report

For The Period 01 July 2022 - 30 June 2023

Date	Net Payment Received	Australian Income			Foreign Income			Withheld		
		Unfranked	Franked	Franking Credits	Foreign Income	Foreign Credits	NZ Credits	TFN Withheld	Non-Resident	LIC Deduction
20/12/2022	6,080.00	0.00	6,080.00	2,605.71						
27/06/2023	6,650.00	0.00	6,650.00	2,850.00						
	12,730.00	0.00	12,730.00	5,455.71						
WDS.AX Woodside Energy Group Ltd										
06/10/2022	316.71	0.00	316.71	135.73						
05/04/2023	426.57	0.00	426.57	182.82						
	743.28	0.00	743.28	318.55						
	55,835.47	3,414.21	52,421.26	22,466.21						

Shares in Listed Companies (Overseas)

0HAU.L Lvmh Moet Hennessy Vuitton SE

08/12/2022	66.49				66.49					
17/05/2023	98.85				98.85					
	165.34				165.34					

AAPL.NDQ Apple Inc

16/08/2022	23.41				23.41					
24/11/2022	25.08				25.08					
22/02/2023	24.36				24.36					

Malcolm Kater Super**Dividend Reconciliation Report**

For The Period 01 July 2022 - 30 June 2023

Date	Net Payment Received	Australian Income			Foreign Income			Withheld		
		Unfranked	Franked	Franking Credits	Foreign Income	Foreign Credits	NZ Credits	TFN Withheld	Non-Resident	LIC Deduction
22/05/2023	26.12				26.12					
	98.97				98.97					
AIR.PA.L Airbus SE										
01/05/2023	170.30				170.30					
	170.30				170.30					
AMGN.NDQ AMGEN Inc.										
13/09/2022	77.24				77.24					
13/12/2022	77.92				77.92					
10/03/2023	87.55				87.55					
13/06/2023	86.21				86.21					
	328.92				328.92					
DG.PA.L Vinci SA										
22/11/2022	115.68				115.68					
17/05/2023	374.32				374.32					
	490.00				490.00					
HD.NYE Home Depot, Inc.										
20/09/2022	48.07				48.07					

Malcolm Kater Super**Dividend Reconciliation Report**

For The Period 01 July 2022 - 30 June 2023

Date	Net Payment Received	Australian Income			Foreign Income			Withheld		
		Unfranked	Franked	Franking Credits	Foreign Income	Foreign Credits	NZ Credits	TFN Withheld	Non-Resident	LIC Deduction
21/12/2022	48.12				48.12					
27/03/2023	53.17				53.17					
20/06/2023	51.61				51.61					
	200.97				200.97					
JPM.NYE JPMorgan Chase & Co.										
04/08/2022	64.13				64.13					
03/11/2022	70.30				70.30					
03/02/2023	63.83				63.83					
03/05/2023	67.92				67.92					
	266.18				266.18					
MDLZ.NDQ Mondelez International Inc. - Ordinary Shares - Class A										
19/07/2022	64.80				64.80					
19/10/2022	77.32				77.32					
20/01/2023	68.74				68.74					
18/04/2023	71.68				71.68					
	282.54				282.54					
MRK.NYE Merck & Co Inc										

Malcolm Kater Super**Dividend Reconciliation Report**

For The Period 01 July 2022 - 30 June 2023

Date	Net Payment Received	Australian Income			Foreign Income			Withheld		
		Unfranked	Franked	Franking Credits	Foreign Income	Foreign Credits	NZ Credits	TFN Withheld	Non-Resident	LIC Deduction
13/07/2022	105.41				105.41					
12/10/2022	113.52				113.52					
16/01/2023	110.43				110.43					
13/04/2023	114.56				114.56					
	443.92				443.92					
MSFT.NDQ Microsoft Corporation										
14/09/2022	28.30				28.30					
19/12/2022	31.14				31.14					
16/03/2023	32.43				32.43					
14/06/2023	31.83				31.83					
	123.70				123.70					
MU.NDQ Micron Technology Inc.										
28/07/2022	14.74				14.74					
28/10/2022	16.02				16.02					
24/01/2023	14.88				14.88					
27/04/2023	15.39				15.39					
	61.03				61.03					

Malcolm Kater Super**Dividend Reconciliation Report**

For The Period 01 July 2022 - 30 June 2023

Date	Net Payment Received	Australian Income			Foreign Income			Withheld		
		Unfranked	Franked	Franking Credits	Foreign Income	Foreign Credits	NZ Credits	TFN Withheld	Non-Resident	LIC Deduction
SLB.NYE Schlumberger										
19/07/2022	60.93				60.93					
18/10/2022	65.10				65.10					
17/01/2023	58.98				58.98					
13/04/2023	88.09				88.09					
	273.10				273.10					
SMSN.L SAMSUNG ELECTRONICS CO LTD (ATT) GDR(EACH REP 25 COM STK KRW 100) - REG S										
01/09/2022	30.95				30.95					
22/11/2022	31.17				31.17					
	62.12				62.12					
V.NYE Visa Inc - Ordinary Shares - Class A										
06/09/2022	22.50				22.50					
01/12/2022	26.98				26.98					
01/03/2023	27.19				27.19					
01/06/2023	27.88				27.88					
	104.55				104.55					
	3,071.64				3,071.64					

Malcolm Kater Super

Dividend Reconciliation Report

For The Period 01 July 2022 - 30 June 2023

Date	Net Payment Received	Australian Income			Foreign Income			Withheld		
		Unfranked	Franked	Franking Credits	Foreign Income	Foreign Credits	NZ Credits	TFN Withheld	Non-Resident	LIC Deduction
TOTAL	58,907.11	3,414.21	52,421.26	22,466.21	3,071.64					

Tax Return Reconciliation

	Totals	Tax Return Label
Unfranked	3,414.21	J
Franked Dividends	52,421.26	K
Franking Credits	22,466.21	L

Malcolm Kater Super Investment Income Comparison Report

As at 30 June 2023

Investment	Ledger Data			ASX & UUT Data							
	Transaction Date	Income Amount	Franking Credit	Date Payable	Ex Div/Dist Date	Units On Hand	45 Day Qualified	Amount per share/unit	Estimated Income	Estimated Franking*	
Reconciled											
Shares in Listed Companies (Australian)											
ABC.AX	Adbri Limited	05/10/2022	315.00	135.00	05/10/2022	21/09/2022	6,300.00	6,300.00	0.0500	315.00	135.00
AGL.AX	Agl Energy Limited	27/09/2022	280.10	0.00	27/09/2022	01/09/2022	2,801.00	2,801.00	0.1000	280.10	0.00
AGL.AX	Agl Energy Limited	24/03/2023	224.08	0.00	24/03/2023	22/02/2023	2,801.00	2,801.00	0.0800	224.08	0.00
AMP.AX	AMP Limited	03/04/2023	234.38	20.09	03/04/2023	01/03/2023	9,375.00	9,375.00	0.0250	234.38	20.09
BENPH.AX	Bendigo And Adelaide Bank Limited	15/09/2022	184.55	79.09	15/09/2022	06/09/2022	190.00	190.00	0.9713	184.55	79.09
BENPH.AX	Bendigo And Adelaide Bank Limited	15/12/2022	217.30	93.13	15/12/2022	06/12/2022	190.00	190.00	1.1437	217.30	93.13
BENPH.AX	Bendigo And Adelaide Bank Limited	15/03/2023	228.48	97.92	15/03/2023	06/03/2023	190.00	190.00	1.2025	228.48	97.92
BENPH.AX	Bendigo And Adelaide Bank Limited	15/06/2023	250.02	107.15	15/06/2023	06/06/2023	190.00	190.00	1.3159	250.02	107.15
BHP.AX	BHP Group Limited	23/09/2022	2,807.02	1,203.01	22/09/2022	01/09/2022	1,100.00	1,100.00	2.5518	2,807.02	1,203.01
BHP.AX	BHP Group Limited	30/03/2023	1,500.00	642.86	30/03/2023	09/03/2023	1,100.00	1,100.00	1.3636	1,500.00	642.86
BOQPF.AX	Bank Of Queensland Limited.	15/08/2022	159.16	68.21	15/08/2022	26/07/2022	190.00	190.00	0.8377	159.16	68.21
BOQPF.AX	Bank Of Queensland Limited.	15/11/2022	204.99	87.85	15/11/2022	28/10/2022	190.00	190.00	1.0789	204.99	87.85
BOQPF.AX	Bank Of Queensland Limited.	15/02/2023	229.58	98.39	15/02/2023	30/01/2023	190.00	190.00	1.2083	229.58	98.39
BOQPF.AX	Bank Of Queensland Limited.	15/05/2023	236.30	101.27	15/05/2023	26/04/2023	190.00	190.00	1.2437	236.30	101.27
BSL.AX	Bluescope Steel Limited	12/10/2022	208.50	0.00	12/10/2022	06/09/2022	834.00	834.00	0.2500	208.50	0.00
BSL.AX	Bluescope Steel Limited	28/03/2023	208.50	89.36	28/03/2023	24/02/2023	834.00	834.00	0.2500	208.50	89.36
CBAPH.AX	Commonwealth Bank Of Australia.	15/09/2022	185.97	79.70	15/09/2022	06/09/2022	195.00	195.00	0.9537	185.97	79.70
CBAPH.AX	Commonwealth Bank Of Australia.	15/12/2022	219.63	94.13	15/12/2022	06/12/2022	195.00	195.00	1.1263	219.63	94.13
CBAPH.AX	Commonwealth Bank Of Australia.	15/03/2023	231.11	99.05	15/03/2023	06/03/2023	195.00	195.00	1.1852	231.11	99.05

Malcolm Kater Super Investment Income Comparison Report

As at 30 June 2023

Investment		Ledger Data			ASX & UUT Data						
		Transaction Date	Income Amount	Franking Credit	Date Payable	Ex Div/Dist Date	Units On Hand	45 Day Qualified	Amount per share/unit	Estimated Income	Estimated Franking*
CBAPH.AX	Commonwealth Bank Of Australia.	15/06/2023	253.17	108.50	15/06/2023	06/06/2023	195.00	195.00	1.2983	253.17	108.50
CGF.AX	Challenger Limited	21/09/2022	529.00	226.71	21/09/2022	29/08/2022	4,600.00	4,600.00	0.1150	529.00	226.71
CGF.AX	Challenger Limited	21/03/2023	552.00	236.57	21/03/2023	21/02/2023	4,600.00	4,600.00	0.1200	552.00	236.57
CGFPC.AX	Challenger Limited	25/08/2022	195.00	83.57	25/08/2022	16/08/2022	195.00	195.00	1.0000	195.00	83.57
CGFPC.AX	Challenger Limited	25/11/2022	241.80	103.63	25/11/2022	16/11/2022	195.00	195.00	1.2400	241.80	103.63
CGFPC.AX	Challenger Limited	27/02/2023	271.05	116.16	27/02/2023	16/02/2023	195.00	195.00	1.3900	271.05	116.16
CGFPC.AX	Challenger Limited	25/05/2023	265.20	113.66	25/05/2023	16/05/2023	195.00	195.00	1.3600	265.20	113.66
ELD.AX	Elders Limited	16/12/2022	406.00	52.20	16/12/2022	21/11/2022	1,450.00	1,450.00	0.2800	406.00	52.20
ELD.AX	Elders Limited	22/06/2023	333.50	42.88	22/06/2023	23/05/2023	1,450.00	1,450.00	0.2300	333.50	42.88
GNC.AX	Graincorp Limited	21/07/2022	1,488.00	637.71	21/07/2022	06/07/2022	6,200.00	6,200.00	0.2400	1,488.00	637.71
GNC.AX	Graincorp Limited	14/12/2022	1,860.00	797.14	14/12/2022	29/11/2022	6,200.00	6,200.00	0.3000	1,860.00	797.14
IAG.AX	Insurance Australia Group Limited	21/09/2022	465.25		22/09/2022	18/08/2022	9,305.00	9,305.00	0.0500	465.25	139.57
IAG.AX	Insurance Australia Group Limited	23/03/2023	558.30	71.78	23/03/2023	16/02/2023	9,305.00	9,305.00	0.0600	558.30	71.78
IFL.AX	Insignia Financial Ltd	29/09/2022	758.74	325.17	29/09/2022	07/09/2022	6,430.00	6,430.00	0.1180	758.74	325.17
IFL.AX	Insignia Financial Ltd	03/04/2023	675.15	144.67	03/04/2023	10/03/2023	6,430.00	6,430.00	0.1050	675.15	144.67
IVC.AX	Invocare Limited	06/10/2022	337.50	144.64	06/10/2022	01/09/2022	2,500.00	2,500.00	0.1350	337.50	144.64
IVC.AX	Invocare Limited	06/04/2023	275.00	117.86	06/04/2023	02/03/2023	2,500.00	2,500.00	0.1100	275.00	117.86
MQGPD.AX	Macquarie Group Limited	12/09/2022	236.26	40.50	12/09/2022	01/09/2022	190.00	190.00	1.2435	236.26	40.50
MQGPD.AX	Macquarie Group Limited	12/12/2022	275.89	47.30	12/12/2022	01/12/2022	190.00	190.00	1.4521	275.90	47.30
MQGPD.AX	Macquarie Group Limited	10/03/2023	285.15	48.88	10/03/2023	01/03/2023	190.00	190.00	1.5008	285.15	48.88
MQGPD.AX	Macquarie Group Limited	13/06/2023	328.85	56.37	13/06/2023	01/06/2023	190.00	190.00	1.7308	328.85	56.37
NAB.AX	National Australia Bank Limited	05/07/2022	7,971.60	3,416.40	05/07/2022	11/05/2022	10,920.00	10,920.00	0.7300	7,971.60	3,416.40

Malcolm Kater Super Investment Income Comparison Report

As at 30 June 2023

Investment		Ledger Data			ASX & UUT Data						
		Transaction Date	Income Amount	Franking Credit	Date Payable	Ex Div/Dist Date	Units On Hand	45 Day Qualified	Amount per share/unit	Estimated Income	Estimated Franking*
NAB.AX	National Australia Bank Limited	14/12/2022	8,517.60	3,650.40	14/12/2022	15/11/2022	10,920.00	10,920.00	0.7800	8,517.60	3,650.40
NABPH.AX	National Australia Bank Limited	19/09/2022	181.51	77.79	19/09/2022	06/09/2022	190.00	190.00	0.9553	181.51	77.79
NABPH.AX	National Australia Bank Limited	19/12/2022	210.25	90.11	19/12/2022	06/12/2022	190.00	190.00	1.1066	210.25	90.11
NABPH.AX	National Australia Bank Limited	17/03/2023	214.89	92.10	17/03/2023	02/03/2023	190.00	190.00	1.1310	214.89	92.10
NABPH.AX	National Australia Bank Limited	19/06/2023	246.13	105.48	19/06/2023	06/06/2023	190.00	190.00	1.2954	246.13	105.48
ORI.AX	Orica Limited	08/07/2022	47.19	0.00	08/07/2022	31/05/2022	363.00	363.00	0.1300	47.19	0.00
ORI.AX	Orica Limited	22/12/2022	79.86	0.00	22/12/2022	18/11/2022	363.00	363.00	0.2200	79.86	0.00
QUB.AX	Qube Holdings Limited	18/10/2022	620.00	265.71	18/10/2022	19/09/2022	15,500.00	15,500.00	0.0400	620.00	265.71
QUB.AX	Qube Holdings Limited	13/04/2023	581.25	249.11	13/04/2023	07/03/2023	15,500.00	15,500.00	0.0375	581.25	249.11
SUN.AX	Suncorp Group Limited	21/09/2022	434.52	186.22	21/09/2022	12/08/2022	2,556.00	2,556.00	0.1700	434.52	186.22
SUN.AX	Suncorp Group Limited	31/03/2023	843.48	361.49	31/03/2023	14/02/2023	2,556.00	2,556.00	0.3300	843.48	361.49
SUNPG.AX	Suncorp Group Limited	19/09/2022	142.43	61.04	19/09/2022	02/09/2022	145.00	145.00	0.9823	142.43	61.04
SUNPG.AX	Suncorp Group Limited	19/12/2022	164.26	70.40	19/12/2022	02/12/2022	145.00	145.00	1.1328	164.26	70.40
SUNPG.AX	Suncorp Group Limited	17/03/2023	167.66	71.85	17/03/2023	02/03/2023	145.00	145.00	1.1563	167.66	71.86
SUNPG.AX	Suncorp Group Limited	19/06/2023	191.75	82.18	19/06/2023	01/06/2023	145.00	145.00	1.3224	191.75	82.18
TAH.AX	Tabcorp Holdings Limited	23/09/2022	388.37	166.44	23/09/2022	31/08/2022	5,975.00	5,975.00	0.0650	388.38	166.45
TAH.AX	Tabcorp Holdings Limited	21/03/2023	77.67	33.29	21/03/2023	24/02/2023	5,975.00	5,975.00	0.0130	77.68	33.29
TLC.AX	The Lottery Corporation Limited	23/03/2023	537.75	230.46	23/03/2023	01/03/2023	5,975.00	5,975.00	0.0900	537.75	230.46
TLS.AX	Telstra Group Limited	21/09/2022	508.89	218.10	21/09/2022	24/08/2022	5,987.00	5,987.00	0.0850	508.90	218.10
TLS.AX	Telstra Group Limited	31/03/2023	508.89	218.10	31/03/2023	01/03/2023	5,987.00	5,987.00	0.0850	508.90	218.10
WBC.AX	Westpac Banking Corporation	20/12/2022	6,080.00	2,605.71	20/12/2022	17/11/2022	9,500.00	9,500.00	0.6400	6,080.00	2,605.71
WBC.AX	Westpac Banking Corporation	27/06/2023	6,650.00	2,850.00	27/06/2023	11/05/2023	9,500.00	9,500.00	0.7000	6,650.00	2,850.00

Malcolm Kater Super Investment Income Comparison Report

As at 30 June 2023

Investment	Ledger Data			ASX & UUT Data						
	Transaction Date	Income Amount	Franking Credit	Date Payable	Ex Div/Dist Date	Units On Hand	45 Day Qualified	Amount per share/unit	Estimated Income	Estimated Franking*
AAPL.NDQ	Apple Inc	22/02/2023	24.36							
AAPL.NDQ	Apple Inc	22/05/2023	26.12							
AIR.PA.L	Airbus SE	01/05/2023	170.30							
AMGN.NDQ	AMGEN Inc.	13/09/2022	77.24							
AMGN.NDQ	AMGEN Inc.	13/12/2022	77.92							
AMGN.NDQ	AMGEN Inc.	10/03/2023	87.55							
AMGN.NDQ	AMGEN Inc.	13/06/2023	86.21							
DG.PA.L	Vinci SA	22/11/2022	115.68							
DG.PA.L	Vinci SA	17/05/2023	374.32							
HD.NYE	Home Depot, Inc.	20/09/2022	48.07							
HD.NYE	Home Depot, Inc.	21/12/2022	48.12							
HD.NYE	Home Depot, Inc.	27/03/2023	53.17							
HD.NYE	Home Depot, Inc.	20/06/2023	51.61							
JPM.NYE	JPMorgan Chase & Co.	04/08/2022	64.13							
JPM.NYE	JPMorgan Chase & Co.	03/11/2022	70.30							
JPM.NYE	JPMorgan Chase & Co.	03/02/2023	63.83							
JPM.NYE	JPMorgan Chase & Co.	03/05/2023	67.92							
MDLZ.NDQ	Mondelez International Inc. - Ordinary Shares - Class A	19/07/2022	64.80							
MDLZ.NDQ	Mondelez International Inc. - Ordinary Shares - Class A	19/10/2022	77.32							
MDLZ.NDQ	Mondelez International Inc. - Ordinary Shares - Class A	20/01/2023	68.74							
MDLZ.NDQ	Mondelez International Inc. - Ordinary Shares - Class A	18/04/2023	71.68							
MRK.NYE	Merck & Co Inc	13/07/2022	105.41							

Malcolm Kater Super**Investment Income Comparison Report**

As at 30 June 2023

Investment	Ledger Data			ASX & UUT Data						
	Transaction Date	Income Amount	Franking Credit	Date Payable	Ex Div/Dist Date	Units On Hand	45 Day Qualified	Amount per share/unit	Estimated Income	Estimated Franking*
MRK.NYE	Merck & Co Inc	12/10/2022	113.52							
MRK.NYE	Merck & Co Inc	16/01/2023	110.43							
MRK.NYE	Merck & Co Inc	13/04/2023	114.56							
MSFT.NDQ	Microsoft Corporation	14/09/2022	28.30							
MSFT.NDQ	Microsoft Corporation	19/12/2022	31.14							
MSFT.NDQ	Microsoft Corporation	16/03/2023	32.43							
MSFT.NDQ	Microsoft Corporation	14/06/2023	31.83							
MU.NDQ	Micron Technology Inc.	28/07/2022	14.74							
MU.NDQ	Micron Technology Inc.	28/10/2022	16.02							
MU.NDQ	Micron Technology Inc.	24/01/2023	14.88							
MU.NDQ	Micron Technology Inc.	27/04/2023	15.39							
SLB.NYE	Schlumberger	19/07/2022	60.93							
SLB.NYE	Schlumberger	18/10/2022	65.10							
SLB.NYE	Schlumberger	17/01/2023	58.98							
SLB.NYE	Schlumberger	13/04/2023	88.09							
SMSN.L	SAMSUNG ELECTRONICS CO LTD (ATT) GDR(EACH REP 25 COM STK KRW 100) - REG S	01/09/2022	30.95							
SMSN.L	SAMSUNG ELECTRONICS CO LTD (ATT) GDR(EACH REP 25 COM STK KRW 100) - REG S	22/11/2022	31.17							
V.NYE	Visa Inc - Ordinary Shares - Class A	06/09/2022	22.50							
V.NYE	Visa Inc - Ordinary Shares - Class A	01/12/2022	26.98							
V.NYE	Visa Inc - Ordinary Shares - Class A	01/03/2023	27.19							
V.NYE	Visa Inc - Ordinary Shares - Class A	01/06/2023	27.88							

Malcolm Kater Super

Investment Income Comparison Report

As at 30 June 2023

Investment	Ledger Data			ASX & UUT Data						
	Transaction Date	Income Amount	Franking Credit	Date Payable	Ex Div/Dist Date	Units On Hand	45 Day Qualified	Amount per share/unit	Estimated Income	Estimated Franking*
		3,071.64								
		59,397.26	22,466.21					53.8642	56,325.66	22,605.80

*Franking credit is estimated using 45 day qualified units. The estimation might not be accurate for preference shares and hedging arrangements.

Taxation income

01 Jul 2022 to 30 Jun 2023

Income transactions

Asset	Tax date	Interest \$	Unfranked \$	Franked \$	Franking credits entitlement \$	Other Aust \$	Gross foreign \$	Trust cap gains \$	Non-assess \$	Gross excl franking credits \$	Aust taxes \$	Foreign taxes \$	Expenses withheld \$	Cash \$	DRP \$	To be received \$
Dividends																
AUSTRALIA AND NEW ZEALAND BANKING GROUP LIMITED. CAP NOTE 3-BBSW+4.70% PERP NON-CUM RED T-03-24																
AN3PG	20/03/2023	-	-	259.31	111.13	-	-	-	-	259.31	-	-	-	259.31 ✓	-	-
	20/06/2023	-	-	281.22	120.52	-	-	-	-	281.22	-	-	-	281.22 ✓	-	-
AN3PG totals		-	-	540.53	231.65	-	-	-	-	540.53	-	-	-	540.53	-	-
AUSTRALIA AND NEW ZEALAND BANKING GROUP LIMITED CAP NOTE 3-BBSW+4.70% PERP NON-CUM RED T-03-24																
ANZPG	20/09/2022	-	-	219.11	93.90	-	-	-	-	219.11	-	-	-	219.11 ✓	-	-
	20/12/2022	-	-	251.12	107.62	-	-	-	-	251.12	-	-	-	251.12 ✓	-	-
ANZPG totals		-	-	470.23	201.52	-	-	-	-	470.23	-	-	-	470.23	-	-
BENDIGO AND ADELAIDE BANK LIMITED CAP NOTE 3-BBSW+3.80% PERP NON-CUM RED T-06-27																
BENPH	15/09/2022	-	-	184.55	79.09	-	-	-	-	184.55	-	-	-	184.55 ✓	-	-
	15/12/2022	-	-	217.30	93.13	-	-	-	-	217.30	-	-	-	217.30 ✓	-	-
	15/03/2023	-	-	228.48	97.92	-	-	-	-	228.48	-	-	-	228.48 ✓	-	-
	15/06/2023	-	-	250.02	107.15	-	-	-	-	250.02	-	-	-	250.02 ✓	-	-
BENPH totals		-	-	880.35	377.29	-	-	-	-	880.35	-	-	-	880.35	-	-
BANK OF QUEENSLAND LIMITED. CAP NOTE 3-BBSW+3.80% PERP NON-CUM RED T-05-27																
BOQPF	15/08/2022	-	-	159.16	68.21	-	-	-	-	159.16	-	-	-	159.16 ✓	-	-
	15/11/2022	-	-	204.99	87.85	-	-	-	-	204.99	-	-	-	204.99 ✓	-	-
	15/02/2023	-	-	229.58	98.39	-	-	-	-	229.58	-	-	-	229.58 ✓	-	-
	15/05/2023	-	-	236.30	101.27	-	-	-	-	236.30	-	-	-	236.30 ✓	-	-
BOQPF totals		-	-	830.03	355.72	-	-	-	-	830.03	-	-	-	830.03	-	-
COMMONWEALTH BANK OF AUSTRALIA. CAP NOTE 3-BBSW+3.70% PERP NON-CUM RED T-04-24																
CBAPH	15/09/2022	-	-	185.97	79.70	-	-	-	-	185.97	-	-	-	185.97 ✓	-	-
	15/12/2022	-	-	219.63	94.13	-	-	-	-	219.63	-	-	-	219.63 ✓	-	-
	15/03/2023	-	-	231.11	99.05	-	-	-	-	231.11	-	-	-	231.11 ✓	-	-
	15/06/2023	-	-	253.17	108.50	-	-	-	-	253.17	-	-	-	253.17 ✓	-	-
CBAPH totals		-	-	889.88	381.38	-	-	-	-	889.88	-	-	-	889.88	-	-
CHALLENGER LIMITED CAP NOTE 3-BBSW+4.60% PERP NON-CUM RED T-05-26																
CGFPC	25/08/2022	-	-	195.00	83.57	-	-	-	-	195.00	-	-	-	195.00 ✓	-	-

This document is confidential, or highly confidential when credit card numbers are contained within

Malcolm Kater Super - PMA

Taxation income

01 Jul 2022 to 30 Jun 2023

Income transactionsSM continued

Asset	Tax date	Interest \$	Unfranked \$	Franked \$	Franking credits entitlement \$	Other Aust \$	Gross foreign \$	Trust cap gains \$	Non-assess \$	Gross excl franking credits \$	Aust taxes \$	Foreign taxes \$	Expenses withheld \$	Cash \$	DRP \$	To be received \$
Dividends																
	25/11/2022	-	-	241.80	103.63	-	-	-	-	241.80	-	-	-	241.80 ✓	-	-
	27/02/2023	-	-	271.05	116.16	-	-	-	-	271.05	-	-	-	271.05 ✓	-	-
	25/05/2023	-	-	265.20	113.66	-	-	-	-	265.20	-	-	-	265.20 ✓	-	-
CGFPC totals		-	-	973.05	417.02	-	-	-	-	973.05	-	-	-	973.05	-	-
MACQUARIE GROUP LIMITED CAP NOTE 3-BBSW+4.15% PERP NON-CUM RED T-09-26																
MQGPD	12/09/2022	-	141.76	94.51	40.50	-	-	-	-	236.26	-	-	-	236.26 ✓	-	-
	12/12/2022	-	165.54	110.36	47.30	-	-	-	-	275.89	-	-	-	275.89 ✓	-	-
	10/03/2023	-	171.09	114.06	48.88	-	-	-	-	285.15	-	-	-	285.15 ✓	-	-
	13/06/2023	-	197.31	131.54	56.37	-	-	-	-	328.85	-	-	-	328.85 ✓	-	-
MQGPD totals		-	675.70	450.47	193.05	-	-	-	-	1,126.15	-	-	-	1,126.15	-	-
NATIONAL AUSTRALIA BANK LIMITED CAP NOTE 3-BBSW+3.50% PERP NON-CUM RED T-12-27																
NABPH	19/09/2022	-	-	181.51	77.79	-	-	-	-	181.51	-	-	-	181.51 ✓	-	-
	19/12/2022	-	-	210.25	90.11	-	-	-	-	210.25	-	-	-	210.25 ✓	-	-
	17/03/2023	-	-	214.89	92.10	-	-	-	-	214.89	-	-	-	214.89 ✓	-	-
	19/06/2023	-	-	246.13	105.48	-	-	-	-	246.13	-	-	-	246.13 ✓	-	-
NABPH totals		-	-	852.78	365.48	-	-	-	-	852.78	-	-	-	852.78	-	-
SUNCORP GROUP LIMITED CAP NOTE 3-BBSW+3.65% PERP NON-CUM RED T-06-24																
SUNPG	19/09/2022	-	-	142.43	61.04	-	-	-	-	142.43	-	-	-	142.43 ✓	-	-
	19/12/2022	-	-	164.26	70.40	-	-	-	-	164.26	-	-	-	164.26 ✓	-	-
	17/03/2023	-	-	167.66	71.86	-	-	-	-	167.66	-	-	-	167.66 ✓	-	-
	19/06/2023	-	-	191.75	82.18	-	-	-	-	191.75	-	-	-	191.75 ✓	-	-
SUNPG totals		-	-	666.10	285.48	-	-	-	-	666.10	-	-	-	666.10	-	-
Totals		-	675.70	6,553.42	2,808.59	-	-	-	-	7,229.10	-	-	-	7,229.10	-	-
Foreign income																
APPLE ORD																
AAPL.NSM	12/08/2022	-	-	-	-	-	27.54	-	-	27.54	-	4.13	-	23.41 ✓	-	-
	10/11/2022	-	-	-	-	-	29.50	-	-	29.50	-	4.42	-	25.08 ✓	-	-

Malcolm Kater Super - PMA

Taxation income

01 Jul 2022 to 30 Jun 2023

Income transactions continued

Asset	Tax date	Interest \$	Unfranked \$	Franked \$	Franking credits entitlement \$	Other Aust \$	Gross foreign \$	Trust cap gains \$	Non-assess \$	Gross excl franking credits \$	Aust taxes \$	Foreign taxes \$	Expenses withheld \$	Cash \$	DRP \$	To be received \$
Foreign income																
	16/02/2023	-	-	-	-	-	28.65	-	-	28.65	-	4.29	-	24.36 ✓	-	-
	18/05/2023	-	-	-	-	-	30.73	-	-	30.73	-	4.61	-	26.12 ✓	-	-
AAPL.NSM totals		-	-	-	-	-	116.42	-	-	116.42	-	17.45	-	98.97	-	-
AIRBUS GROUP ORD																
AIR.PAR	27/04/2023	-	-	-	-	-	200.35	-	-	200.35	-	30.05	-	170.30 ✓	-	-
AIR.PAR totals		-	-	-	-	-	200.35	-	-	200.35	-	30.05	-	170.30	-	-
AMGEN ORD																
AMGN.NSM	08/09/2022	-	-	-	-	-	90.87	-	-	90.87	-	13.63	-	77.24 ✓	-	-
	08/12/2022	-	-	-	-	-	91.67	-	-	91.67	-	13.75	-	77.92 ✓	-	-
	08/03/2023	-	-	-	-	-	102.99	-	-	102.99	-	15.44	-	87.55 ✓	-	-
	08/06/2023	-	-	-	-	-	101.42	-	-	101.42	-	15.21	-	86.21 ✓	-	-
AMGN.NSM totals		-	-	-	-	-	386.95	-	-	386.95	-	58.03	-	328.92	-	-
VINCI ORD																
DG.PAR	17/11/2022	-	-	-	-	-	136.09	-	-	136.09	-	20.41	-	115.68 ✓	-	-
	27/04/2023	-	-	-	-	-	440.38	-	-	440.38	-	66.06	-	374.32 ✓	-	-
DG.PAR totals		-	-	-	-	-	576.47	-	-	576.47	-	86.47	-	490.00	-	-
HOME DEPOT ORD																
HD.NYS	15/09/2022	-	-	-	-	-	56.55	-	-	56.55	-	8.48	-	48.07 ✓	-	-
	15/12/2022	-	-	-	-	-	56.61	-	-	56.61	-	8.49	-	48.12 ✓	-	-
	23/03/2023	-	-	-	-	-	62.55	-	-	62.55	-	9.38	-	53.17 ✓	-	-
	15/06/2023	-	-	-	-	-	60.72	-	-	60.72	-	9.11	-	51.61 ✓	-	-
HD.NYS totals		-	-	-	-	-	236.43	-	-	236.43	-	35.46	-	200.97	-	-
JPMORGAN CHASE & CO COM STK USD1																
JPM.NYS	01/08/2022	-	-	-	-	-	75.45	-	-	75.45	-	11.32	-	64.13 ✓	-	-
	31/10/2022	-	-	-	-	-	82.71	-	-	82.71	-	12.41	-	70.30 ✓	-	-
	31/01/2023	-	-	-	-	-	75.09	-	-	75.09	-	11.26	-	63.83 ✓	-	-
	01/05/2023	-	-	-	-	-	79.91	-	-	79.91	-	11.99	-	67.92 ✓	-	-
JPM.NYS totals		-	-	-	-	-	313.16	-	-	313.16	-	46.98	-	266.18	-	-

This document is confidential, or highly confidential when credit card numbers are contained within

Malcolm Kater Super - PMA

Taxation income

01 Jul 2022 to 30 Jun 2023

JBWere

Income transactions ³³ continued

Asset	Tax date	Interest \$	Unfranked \$	Franked \$	Franking credits entitlement \$	Other Aust \$	Gross foreign \$	Trust cap gains \$	Non-assess \$	Gross excl franking credits \$	Aust taxes \$	Foreign taxes \$	Expenses withheld \$	Cash \$	DRP \$	To be received \$
Foreign income																
LVMH ORD																
MC.PAR	05/12/2022	-	-	-	-	-	78.22	-	-	78.22	-	11.73	-	66.49 ✓	-	-
	27/04/2023	-	-	-	-	-	116.29	-	-	116.29	-	17.44	-	98.85 ✓	-	-
MC.PAR totals		-	-	-	-	-	194.51	-	-	194.51	-	29.17	-	165.34	-	-
MONDELEZ INTERNATIONAL CL A ORD																
MDLZ.NSM	14/07/2022	-	-	-	-	-	76.24	-	-	76.24	-	11.44	-	64.80 ✓	-	-
	14/10/2022	-	-	-	-	-	90.97	-	-	90.97	-	13.65	-	77.32 ✓	-	-
	13/01/2023	-	-	-	-	-	80.87	-	-	80.87	-	12.13	-	68.74 ✓	-	-
	14/04/2023	-	-	-	-	-	84.33	-	-	84.33	-	12.65	-	71.68 ✓	-	-
MDLZ.NSM totals		-	-	-	-	-	332.41	-	-	332.41	-	49.87	-	282.54	-	-
MERCK & CO ORD																
MRK.NYS	08/07/2022	-	-	-	-	-	124.01	-	-	124.01	-	18.60	-	105.41 ✓	-	-
	07/10/2022	-	-	-	-	-	133.55	-	-	133.55	-	20.03	-	113.52 ✓	-	-
	09/01/2023	-	-	-	-	-	129.92	-	-	129.92	-	19.49	-	110.43 ✓	-	-
	10/04/2023	-	-	-	-	-	134.78	-	-	134.78	-	20.22	-	114.56 ✓	-	-
MRK.NYS totals		-	-	-	-	-	522.26	-	-	522.26	-	78.34	-	443.92	-	-
MICROSOFT ORD																
MSFT.NSM	08/09/2022	-	-	-	-	-	33.29	-	-	33.29	-	4.99	-	28.30 ✓	-	-
	08/12/2022	-	-	-	-	-	36.63	-	-	36.63	-	5.49	-	31.14 ✓	-	-
	09/03/2023	-	-	-	-	-	38.15	-	-	38.15	-	5.72	-	32.43 ✓	-	-
	08/06/2023	-	-	-	-	-	37.44	-	-	37.44	-	5.61	-	31.83 ✓	-	-
MSFT.NSM totals		-	-	-	-	-	145.51	-	-	145.51	-	21.81	-	123.70	-	-
MICRON TECHNOLOGY ORD																
MU.NSM	26/07/2022	-	-	-	-	-	17.34	-	-	17.34	-	2.60	-	14.74 ✓	-	-
	26/10/2022	-	-	-	-	-	18.84	-	-	18.84	-	2.82	-	16.02 ✓	-	-
	19/01/2023	-	-	-	-	-	17.50	-	-	17.50	-	2.62	-	14.88 ✓	-	-
	25/04/2023	-	-	-	-	-	18.10	-	-	18.10	-	2.71	-	15.39 ✓	-	-
MU.NSM totals		-	-	-	-	-	71.78	-	-	71.78	-	10.75	-	61.03	-	-

Taxation income

01 Jul 2022 to 30 Jun 2023

Income transactions continued

Asset	Tax date	Interest \$	Unfranked \$	Franked \$	Franking credits entitlement \$	Other Aust \$	Gross foreign \$	Trust cap gains \$	Non-assess \$	Gross excl franking credits \$	Aust taxes \$	Foreign taxes \$	Expenses withheld \$	Cash \$	DRP \$	To be received \$
Foreign income																
SCHLUMBERGER ORD																
SLB.NYS	14/07/2022	-	-	-	-	-	60.93	-	-	60.93	-	-	-	60.93 ✓	-	-
	13/10/2022	-	-	-	-	-	65.10	-	-	65.10	-	-	-	65.10 ✓	-	-
	12/01/2023	-	-	-	-	-	58.98	-	-	58.98	-	-	-	58.98 ✓	-	-
	06/04/2023	-	-	-	-	-	88.09	-	-	88.09	-	-	-	88.09 ✓	-	-
SLB.NYS totals		-	-	-	-	-	273.10	-	-	273.10	-	-	-	273.10	-	-
SAMSUNG ELECTRONICS REG S GDR																
SMSN.LSE	23/08/2022	-	-	-	-	-	39.71	-	-	39.71	-	8.76	-	30.95 ✓	-	-
	22/11/2022	-	-	-	-	-	39.99	-	-	39.99	-	8.82	-	31.17 ✓	-	-
SMSN.LSE totals		-	-	-	-	-	79.70	-	-	79.70	-	17.58	-	62.12	-	-
VISA ORD CL A																
V.NYS	01/09/2022	-	-	-	-	-	26.47	-	-	26.47	-	3.97	-	22.50 ✓	-	-
	01/12/2022	-	-	-	-	-	31.74	-	-	31.74	-	4.76	-	26.98 ✓	-	-
	01/03/2023	-	-	-	-	-	31.99	-	-	31.99	-	4.80	-	27.19 ✓	-	-
	01/06/2023	-	-	-	-	-	32.80	-	-	32.80	-	4.92	-	27.88 ✓	-	-
V.NYS totals		-	-	-	-	-	123.00	-	-	123.00	-	18.45	-	104.55	-	-
Totals		-	-	-	-	-	3,572.05	-	-	3,572.05	-	500.41	-	3,071.64	-	-
Trust income																
ISHARES S&P 500 AUD HEDGED ETF																
IHVV	30/06/2023	-	-	-	-	-	-	-	490.15	490.15	-	-	-	-	-	490.15
IHVV totals		-	-	-	-	-	-	-	490.15	490.15	-	-	-	-	-	490.15
Totals		-	-	-	-	-	-	-	490.15	490.15	-	-	-	-	-	490.15
Interest																
Bank of Queensland Ltd Subordinated bonds FRN 3MBBSW+1.6% Callable 29/07/2026 Matures 29/07/2031																
+BOQ0726A	29/07/2022	288.20	-	-	-	-	-	-	-	288.20	-	-	-	288.20 ✓	-	-
	31/10/2022	479.11	-	-	-	-	-	-	-	479.11	-	-	-	479.11 ✓	-	-

Malcolm Kater Super - PMA

Taxation income

01 Jul 2022 to 30 Jun 2023

Income transactions - continued

Asset	Tax date	Interest \$	Unfranked \$	Franked \$	Franking credits entitlement \$	Other Aust \$	Gross foreign \$	Trust cap gains \$	Non-assess \$	Gross excl franking credits \$	Aust taxes \$	Foreign taxes \$	Expenses withheld \$	Cash \$	DRP \$	To be received \$
Interest																
	30/01/2023	584.18	-	-	-	-	-	-	-	584.18 ✓	-	-	-	584.18 ✓	-	-
	28/04/2023	600.47	-	-	-	-	-	-	-	600.47 ✓	-	-	-	600.47 ✓	-	-
+BOQ0726A totals		1,951.96	-	-	-	-	-	-	-	1,951.96	-	-	-	1,951.96	-	-
INSURANCE AUSTRALIA GROUP LTD SUBORDINATED BONDS F																
+IAG0645A	15/09/2022	511.07	-	-	-	-	-	-	-	511.07 ✓	-	-	-	511.07 ✓	-	-
	15/12/2022	636.17	-	-	-	-	-	-	-	636.17 ✓	-	-	-	636.17 ✓	-	-
	15/03/2023	680.16	-	-	-	-	-	-	-	680.16 ✓	-	-	-	680.16 ✓	-	-
	15/06/2023	757.21	-	-	-	-	-	-	-	757.21 ✓	-	-	-	757.21 ✓	-	-
+IAG0645A totals		2,584.61	-	-	-	-	-	-	-	2,584.61	-	-	-	2,584.61	-	-
Insurance Australia Group Ltd Sub bonds FRN 3MBBSW+2.45% Callable 15/12/2026 Matures 15/12/36																
+IAG1226A	15/09/2022	523.68	-	-	-	-	-	-	-	523.68 ✓	-	-	-	523.68 ✓	-	-
	15/12/2022	648.64	-	-	-	-	-	-	-	648.64 ✓	-	-	-	648.64 ✓	-	-
	15/03/2023	692.49	-	-	-	-	-	-	-	692.49 ✓	-	-	-	692.49 ✓	-	-
	15/06/2023	769.81	-	-	-	-	-	-	-	769.81 ✓	-	-	-	769.81 ✓	-	-
+IAG1226A totals		2,634.62	-	-	-	-	-	-	-	2,634.62	-	-	-	2,634.62	-	-
Liberty Financial Pty Ltd Senior Unsecured Bonds F																
+LFP0224A	26/08/2022	432.92	-	-	-	-	-	-	-	432.92 ✓	-	-	-	432.92 ✓	-	-
	28/11/2022	612.58	-	-	-	-	-	-	-	612.58 ✓	-	-	-	612.58 ✓	-	-
	27/02/2023	680.60	-	-	-	-	-	-	-	680.60 ✓	-	-	-	680.60 ✓	-	-
	26/05/2023	711.23	-	-	-	-	-	-	-	711.23 ✓	-	-	-	711.23 ✓	-	-
+LFP0224A totals		2,437.33	-	-	-	-	-	-	-	2,437.33	-	-	-	2,437.33	-	-
MEMBERS EQUITY BANK TIER 1 FRN BBSW3M+5 call 5/12/2023 PERPETUAL																
+MEB1223A	05/09/2022	-	-	544.65	233.42	-	-	-	-	544.65 ✓	-	-	-	544.65 ✓	-	-
	05/12/2022	-	-	658.03	282.01	-	-	-	-	658.03 ✓	-	-	-	658.03 ✓	-	-
	06/03/2023	-	-	703.84	301.65	-	-	-	-	703.84 ✓	-	-	-	703.84 ✓	-	-
	05/06/2023	-	-	753.27	322.83	-	-	-	-	753.27 ✓	-	-	-	753.27 ✓	-	-
+MEB1223A totals		-	-	2,659.79	1,139.91	-	-	-	-	2,659.79	-	-	-	2,659.79	-	-
National Australia Bank Ltd Subordinated bonds FRN																

24200 - Contributions

2023 Financial Year

Preparer Rhonda Wilkinson

Reviewer John Curley

Status Completed

Account Code	Description	CY Balance	LY Balance	Change
KATMAL00014A	(Contributions) Kater, Malcolm - Accumulation (Accumulation)	(\$1,890.00)	(\$24,700.00)	(92.35)%
TOTAL		CY Balance	LY Balance	
		(\$1,890.00)	(\$24,700.00)	

Supporting Documents

- SuperStream Contribution Data Report [Report](#)
- Contributions Breakdown Report [Report](#)
- 2023 Work Test Declaration.pdf

Standard Checklist

- Attach copies of S290-170 notices (if necessary)
- Attach copy of Contributions Breakdown Report
- Attach SuperStream Contribution Data Report
- Check Fund is registered for SuperStream (if necessary)
- Ensure all Contributions have been allocated from Bank Accounts
- Ensure Work Test is satisfied if members are over 67

Malcolm Kater Super

Contributions Breakdown Report

For The Period 01 July 2022 - 30 June 2023

Summary

Member	D.O.B	Age (at 30/06/2022)	Total Super Balance (at 30/06/2022) *1	Concessional	Non-Concessional	Other	Reserves	Total
Curley, John	Provided	63	1,881,830.94	0.00	0.00	0.00	0.00	0.00
Kater, Malcolm	Provided	75 *4	1,898,151.51	1,890.00	0.00	0.00	0.00	1,890.00
All Members				1,890.00	0.00	0.00	0.00	1,890.00

*1 TSB can include information external to current fund's transaction records. The amount is per individual across all funds.

*4 Members aged 75 or over generally can't accept non-mandated contributions. Only mandated employer contribution can be accepted.

Contribution Caps

Member	Contribution Type	Contributions	Cap	Current Position
Curley, John	Concessional	0.00	27,500.00	27,500.00 Below Cap
	Non-Concessional	0.00	0.00	Total Super Balance Over TBC
Kater, Malcolm	Concessional	1,890.00	27,500.00	25,610.00 Below Cap
	Non-Concessional	0.00	0.00	Age 75 Or Above

Carry Forward Unused Concessional Contribution Cap

Member	2018	2019	2020	2021	2022	2023	Current Position
Curley, John							
Concessional Contribution Cap	25,000.00	25,000.00	25,000.00	25,000.00	27,500.00	27,500.00	
Concessional Contribution	0.00	0.00	0.00	0.00	0.00	0.00	
Unused Concessional Contribution	0.00	25,000.00	25,000.00	25,000.00	27,500.00	27,500.00	
Cumulative Carry Forward Unused	N/A	0.00	0.00	0.00	0.00	0.00	
Maximum Cap Available	25,000.00	25,000.00	25,000.00	25,000.00	27,500.00	27,500.00	27,500.00 Below Cap
Total Super Balance	1,190,293.21	1,419,865.01	1,535,068.54	1,569,338.76	1,928,673.49	1,881,830.94	
Kater, Malcolm							
Concessional Contribution Cap	25,000.00	25,000.00	25,000.00	25,000.00	27,500.00	27,500.00	
Concessional Contribution	23,674.25	24,197.20	24,371.44	24,690.00	48,200.00	1,890.00	
Unused Concessional Contribution	0.00	802.80	628.56	310.00	0.00	25,610.00	
Cumulative Carry Forward Unused	N/A	0.00	0.00	0.00	0.00	0.00	
Maximum Cap Available	25,000.00	25,000.00	25,000.00	25,000.00	27,500.00	27,500.00	25,610.00 Below Cap
Total Super Balance	1,886,620.20	1,887,316.70	1,910,918.08	1,771,602.03	1,954,012.31	1,898,151.51	

NCC Bring Forward Caps

Member	Bring Forward Cap	2020	2021	2022	2023	Total	Current Position
Curley, John	N/A	0.00	0.00	0.00	0.00	N/A	Bring Forward Not Triggered
Kater, Malcolm	N/A	0.00	0.00	0.00	0.00	N/A	Bring Forward Not Triggered

Kater, Malcolm

Date	Transaction Description	Ledger Data				SuperStream Data					
		Contribution Type	Concessional	Non-Concession	Other	Reserves	Contribution	Employer	Concessional	Non-Concess	Other
06/10/2022	QUICKSPR3315673 025QUICKSUPER 361578	Employer	472.50				Employer	H E Kater & Son Pastoral Co Pty Ltd	472.50		
11/01/2023	QUICKSPR3385940 839QUICKSUPER 361578	Employer	472.50				Employer	H E Kater & Son Pastoral Co Pty Ltd	472.50		
11/04/2023	QUICKSPR3451000 894QUICKSUPER 361578	Employer	472.50				Employer	H E Kater & Son Pastoral Co Pty Ltd	472.50		
20/06/2023	QUICKSPR3504404 985QUICKSUPER 361578	Employer	472.50				Employer	H E Kater & Son Pastoral Co Pty Ltd	472.50		
Total - Kater, Malcolm			1,890.00	0.00	0.00	0.00			1,890.00	0.00	0.00
Total for All Members			1,890.00	0.00	0.00	0.00					

Malcolm Kater Super
SuperStream Contribution Data Report

For The Period 01 July 2022 - 30 June 2023

Transaction Date	Reference	Employer Org	Pay Period	Employer	Personal - NCC	Spouse & Child	Other Family & Friends	Any Other	Total
Kater, Malcolm									
06/10/2022	QUICKSPR3315673025	H E Kater & Son Pastoral Co Pty Ltd	01/09/2022 - 30/09/2022	472.50	0.00	0.00	0.00	0.00	472.50
11/01/2023	QUICKSPR3385940839	H E Kater & Son Pastoral Co Pty Ltd	01/12/2022 - 31/12/2022	472.50	0.00	0.00	0.00	0.00	472.50
11/04/2023	QUICKSPR3451000894	H E Kater & Son Pastoral Co Pty Ltd	01/03/2023 - 31/03/2023	472.50	0.00	0.00	0.00	0.00	472.50
20/06/2023	QUICKSPR3504404985	H E Kater & Son Pastoral Co Pty Ltd	01/06/2023 - 30/06/2023	472.50	0.00	0.00	0.00	0.00	472.50
				1,890.00	0.00	0.00	0.00	0.00	1,890.00
				1,890.00	0.00	0.00	0.00	0.00	1,890.00

*Data last updated: 20/06/2023

30 June 2023

Malcolm Kater
Malcolm Kater Super
Ewenmar
Warren , New South Wales 2824

Dear Sir/Madam,

RE: Work Test Declaration

I declare that I am aged between 67 and 74 inclusive and satisfied the work test requirement of being gainfully employed for at least 40 hours in a consecutive 30 day period in the 2023 financial year. Accordingly, I have met the condition to claim a personal superannuation contribution deduction.

Yours faithfully,

A handwritten signature in black ink, appearing to read 'Malcolm Kater', with a horizontal line underneath.

Malcolm Kater

Additional information:

Date of Birth: Provided

Total personal superannuation contributions: \$0.00

24700 - Changes in Market Values of Investments

2023 Financial Year

Preparer Rhonda Wilkinson

Reviewer John Curley

Status Completed

Account Code	Description	CY Balance	LY Balance	Change
24700	Changes in Market Values of Investments	(\$109,327.15)	\$134,263.95	(181.43)%
TOTAL		CY Balance	LY Balance	
		(\$109,327.15)	\$134,263.95	

Supporting Documents

- Market Movement [Report](#)
- Net Capital Gains Reconciliation [Report](#)
- Realised Capital Gain Report [Report](#)

Standard Checklist

- Attach copies of Source Documentation (Contract Notes, Broker Statements, Chess Statements, Contracts of Sale, Managed Fund Statements etc)
- Attach copy of Market Movement report
- Attach copy of Net Capital Gains Reconciliation
- Attach copy of Realised Capital Gain Report
- Ensure all Asset Disposals have been entered
- Ensure all Market Values have been entered for June 30
- Ensure all Tax Deferred Distributions have been entered

Malcolm Kater Super Market Movement Report

As at 30 June 2023

Investment	Date	Description	Unrealised				Realised			Total
			Units	Accounting Cost Movement	Market Movement	Depreciation	Balance	Consideration	Accounting Cost Base	
OH9X.L - Fresenius Medical Care AG & Co. KGaA - ADR										
	01/07/2022	Opening Balance	145.00	0.00	0.00	0.00	6,363.54	0.00	0.00	0.00
	19/10/2022	Disposal	(145.00)	(9,829.67)	0.00	0.00	(3,466.13)	4,413.04	9,829.67	(5,416.63)
	19/10/2022	Writeback	0.00	0.00	3,466.13	0.00	0.00	0.00	0.00	0.00
	30/06/2023		0.00	(9,829.67)	3,466.13	0.00	0.00	4,413.04	9,829.67	(5,416.63)
OHAU.L - Lvmh Moet Hennessy Vuitton SE										
	01/07/2022	Opening Balance	10.00	0.00	0.00	0.00	8,833.48	0.00	0.00	0.00
	30/06/2023	Revaluation	0.00	0.00	5,293.42	0.00	14,126.90	0.00	0.00	0.00
	30/06/2023		10.00	0.00	5,293.42	0.00	14,126.90	0.00	0.00	0.00
AAPL.NDQ3 - Apple Inc										
	01/07/2022	Opening Balance	85.00	0.00	0.00	0.00	16,833.09	0.00	0.00	0.00
	30/06/2023	Revaluation	0.00	0.00	8,034.86	0.00	24,867.95	0.00	0.00	0.00
	30/06/2023		85.00	0.00	8,034.86	0.00	24,867.95	0.00	0.00	0.00
ABC.AX - Adbri Limited										
	01/07/2022	Opening Balance	6,300.00	0.00	0.00	0.00	15,246.00	0.00	0.00	0.00
	30/06/2023	Revaluation	0.00	0.00	(189.00)	0.00	15,057.00	0.00	0.00	0.00
	30/06/2023		6,300.00	0.00	(189.00)	0.00	15,057.00	0.00	0.00	0.00
AGK.AX - Agl Energy Limited										
	01/07/2022	Opening Balance	2,801.00	0.00	0.00	0.00	23,108.25	0.00	0.00	0.00
	30/06/2023	Revaluation	0.00	0.00	7,170.56	0.00	30,278.81	0.00	0.00	0.00
	30/06/2023		2,801.00	0.00	7,170.56	0.00	30,278.81	0.00	0.00	0.00
AIR.PA.L1 - Airbus SE										
	01/07/2022	Opening Balance	67.00	0.00	0.00	0.00	9,406.21	0.00	0.00	0.00
	30/06/2023	Revaluation	0.00	0.00	5,110.48	0.00	14,516.69	0.00	0.00	0.00
	30/06/2023		67.00	0.00	5,110.48	0.00	14,516.69	0.00	0.00	0.00
AMGN.NDQ - AMGEN Inc.										
	01/07/2022	Opening Balance	32.00	0.00	0.00	0.00	11,277.29	0.00	0.00	0.00
	30/06/2023	Revaluation	0.00	0.00	(561.39)	0.00	10,715.90	0.00	0.00	0.00
	30/06/2023		32.00	0.00	(561.39)	0.00	10,715.90	0.00	0.00	0.00
AMP.AX - AMP Limited										
	01/07/2022	Opening Balance	9,375.00	0.00	0.00	0.00	8,953.13	0.00	0.00	0.00
	30/06/2023	Revaluation	0.00	0.00	1,640.62	0.00	10,593.75	0.00	0.00	0.00
	30/06/2023		9,375.00	0.00	1,640.62	0.00	10,593.75	0.00	0.00	0.00

Malcolm Kater Super Market Movement Report

As at 30 June 2023

Investment	Date	Description	Unrealised				Realised			Total
			Units	Accounting Cost Movement	Market Movement	Depreciation	Balance	Consideration	Accounting Cost Base	
AN3PG.AX - Australia And New Zealand Banking Group Limited.										
	04/01/2023	Code/Class Change	190.00	20,271.10	0.00	0.00	20,271.10	0.00	0.00	0.00
	30/06/2023	Revaluation	0.00	0.00	(900.60)	0.00	19,370.50	0.00	0.00	0.00
	30/06/2023		190.00	20,271.10	(900.60)	0.00	19,370.50	0.00	0.00	0.00
ANZPG.AX - Australia And New Zealand Banking Group Limited										
	01/07/2022	Opening Balance	190.00	0.00	0.00	0.00	19,642.20	0.00	0.00	0.00
	04/01/2023	Code/Class Change	(190.00)	0.00	0.00	0.00	19,642.20	0.00	0.00	0.00
	04/01/2023	Code/Class Change	0.00	(20,271.10)	0.00	0.00	(628.90)	20,271.10	20,271.10	0.00
	30/06/2023	Revaluation	0.00	0.00	628.90	0.00	0.00	0.00	0.00	0.00
	30/06/2023		0.00	(20,271.10)	628.90	0.00	0.00	20,271.10	20,271.10	0.00
APTV.NYE1 - Aptiv PLC										
	01/07/2022	Opening Balance	60.00	0.00	0.00	0.00	7,740.97	0.00	0.00	0.00
	19/10/2022	Disposal	(60.00)	(12,172.39)	0.00	0.00	(4,431.42)	7,889.08	12,172.39	(4,283.31)
	19/10/2022	Writeback	0.00	0.00	4,431.42	0.00	0.00	0.00	0.00	0.00
	30/06/2023		0.00	(12,172.39)	4,431.42	0.00	0.00	7,889.08	12,172.39	(4,283.31)
BABA.NYE1 - Alibaba Group Holding Ltd - ADR										
	01/07/2022	Opening Balance	55.00	0.00	0.00	0.00	9,056.48	0.00	0.00	0.00
	19/10/2022	Disposal	(55.00)	(11,655.42)	0.00	0.00	(2,598.94)	6,463.17	11,655.42	(5,192.25)
	19/10/2022	Writeback	0.00	0.00	2,598.94	0.00	0.00	0.00	0.00	0.00
	30/06/2023		0.00	(11,655.42)	2,598.94	0.00	0.00	6,463.17	11,655.42	(5,192.25)
BENPH.AX - Bendigo And Adelaide Bank Limited										
	01/07/2022	Opening Balance	190.00	0.00	0.00	0.00	18,992.40	0.00	0.00	0.00
	30/06/2023	Revaluation	0.00	0.00	526.30	0.00	19,518.70	0.00	0.00	0.00
	30/06/2023		190.00	0.00	526.30	0.00	19,518.70	0.00	0.00	0.00
BHP.AX - BHP Group Limited										
	01/07/2022	Opening Balance	1,100.00	0.00	0.00	0.00	45,375.00	0.00	0.00	0.00
	30/06/2023	Revaluation	0.00	0.00	4,114.00	0.00	49,489.00	0.00	0.00	0.00
	30/06/2023		1,100.00	0.00	4,114.00	0.00	49,489.00	0.00	0.00	0.00
BOQ0726A - Bank of Queensland Ltd Subordinated Bonds										
	01/07/2022	Opening Balance	50,000.00	0.00	0.00	0.00	48,430.00	0.00	0.00	0.00
	30/06/2023	Revaluation	0.00	0.00	790.00	0.00	49,220.00	0.00	0.00	0.00
	30/06/2023		50,000.00	0.00	790.00	0.00	49,220.00	0.00	0.00	0.00

Malcolm Kater Super Market Movement Report

As at 30 June 2023

Investment	Date	Description	Unrealised				Realised			Total
			Units	Accounting Cost Movement	Market Movement	Depreciation	Balance	Consideration	Accounting Cost Base	
BOQPF.AX1 - Bank Of Queensland Limited.										
	01/07/2022	Opening Balance	190.00	0.00	0.00	0.00	19,066.50	0.00	0.00	0.00
	30/06/2023	Revaluation	0.00	0.00	499.70	0.00	19,566.20	0.00	0.00	0.00
	30/06/2023		190.00	0.00	499.70	0.00	19,566.20	0.00	0.00	0.00
BSL.AX - Bluescope Steel Limited										
	01/07/2022	Opening Balance	834.00	0.00	0.00	0.00	13,260.60	0.00	0.00	0.00
	30/06/2023	Revaluation	0.00	0.00	3,878.10	0.00	17,138.70	0.00	0.00	0.00
	30/06/2023		834.00	0.00	3,878.10	0.00	17,138.70	0.00	0.00	0.00
CBAPH.AX - Commonwealth Bank Of Australia.										
	01/07/2022	Opening Balance	195.00	0.00	0.00	0.00	19,928.81	0.00	0.00	0.00
	30/06/2023	Revaluation	0.00	0.00	(79.76)	0.00	19,849.05	0.00	0.00	0.00
	30/06/2023		195.00	0.00	(79.76)	0.00	19,849.05	0.00	0.00	0.00
CGF.AX - Challenger Limited										
	01/07/2022	Opening Balance	4,600.00	0.00	0.00	0.00	31,464.00	0.00	0.00	0.00
	30/06/2023	Revaluation	0.00	0.00	(1,656.00)	0.00	29,808.00	0.00	0.00	0.00
	30/06/2023		4,600.00	0.00	(1,656.00)	0.00	29,808.00	0.00	0.00	0.00
CGFPC.AX1 - Challenger Limited										
	01/07/2022	Opening Balance	195.00	0.00	0.00	0.00	19,870.50	0.00	0.00	0.00
	30/06/2023	Revaluation	0.00	0.00	477.75	0.00	20,348.25	0.00	0.00	0.00
	30/06/2023		195.00	0.00	477.75	0.00	20,348.25	0.00	0.00	0.00
DG.PA.L1 - Vinci SA										
	01/07/2022	Opening Balance	88.00	0.00	0.00	0.00	11,353.51	0.00	0.00	0.00
	30/06/2023	Revaluation	0.00	0.00	3,970.72	0.00	15,324.23	0.00	0.00	0.00
	30/06/2023		88.00	0.00	3,970.72	0.00	15,324.23	0.00	0.00	0.00
ELD.AX - Elders Limited										
	01/07/2022	Opening Balance	1,450.00	0.00	0.00	0.00	18,255.50	0.00	0.00	0.00
	30/06/2023	Revaluation	0.00	0.00	(8,714.50)	0.00	9,541.00	0.00	0.00	0.00
	30/06/2023		1,450.00	0.00	(8,714.50)	0.00	9,541.00	0.00	0.00	0.00
EUR.FX - Euro										
	01/07/2022	Opening Balance	116.33	0.00	0.00	0.00	112.56	0.00	0.00	0.00
	17/02/2023	Disposal	(116.33)	(116.33)	0.00	0.00	(3.77)	113.72	116.33	(2.61)
	17/02/2023	Writeback	0.00	0.00	3.77	0.00	0.00	0.00	0.00	0.00
	30/06/2023		0.00	(116.33)	3.77	0.00	0.00	113.72	116.33	(2.61)

Malcolm Kater Super Market Movement Report

As at 30 June 2023

Investment	Date	Description	Unrealised				Realised			Total
			Units	Accounting Cost Movement	Market Movement	Depreciation	Balance	Consideration	Accounting Cost Base	
GNC.AX - Graincorp Limited										
	01/07/2022	Opening Balance	6,200.00	0.00	0.00	0.00	58,962.00	0.00	0.00	0.00
	30/06/2023	Revaluation	0.00	0.00	(10,416.00)	0.00	48,546.00	0.00	0.00	0.00
	30/06/2023		6,200.00	0.00	(10,416.00)	0.00	48,546.00	0.00	0.00	0.00
GOOG.NDQ1 - Alphabet Inc - Ordinary Shares - Class C										
	01/07/2022	Opening Balance	8.00	0.00	0.00	0.00	25,252.93	0.00	0.00	0.00
	18/07/2022	Share Split	152.00	0.00	0.00	0.00	25,252.93	0.00	0.00	0.00
	30/06/2023	Revaluation	0.00	0.00	3,940.43	0.00	29,193.36	0.00	0.00	0.00
	30/06/2023		160.00	0.00	3,940.43	0.00	29,193.36	0.00	0.00	0.00
HD.NYE1 - Home Depot, Inc.										
	01/07/2022	Opening Balance	20.00	0.00	0.00	0.00	7,945.50	0.00	0.00	0.00
	30/06/2023	Revaluation	0.00	0.00	1,425.24	0.00	9,370.74	0.00	0.00	0.00
	30/06/2023		20.00	0.00	1,425.24	0.00	9,370.74	0.00	0.00	0.00
IAG.AX - Insurance Australia Group Limited										
	01/07/2022	Opening Balance	9,305.00	0.00	0.00	0.00	40,569.80	0.00	0.00	0.00
	30/06/2023	Revaluation	0.00	0.00	12,468.70	0.00	53,038.50	0.00	0.00	0.00
	30/06/2023		9,305.00	0.00	12,468.70	0.00	53,038.50	0.00	0.00	0.00
IAG0645A - Insurance Aust. Group Subordinated Bonds										
	01/07/2022	Opening Balance	50,000.00	0.00	0.00	0.00	49,720.00	0.00	0.00	0.00
	30/06/2023	Revaluation	0.00	0.00	465.00	0.00	50,185.00	0.00	0.00	0.00
	30/06/2023		50,000.00	0.00	465.00	0.00	50,185.00	0.00	0.00	0.00
IAG1226A - IAG Subordinated Bonds 2.45%										
	01/07/2022	Opening Balance	50,000.00	0.00	0.00	0.00	49,260.00	0.00	0.00	0.00
	30/06/2023	Revaluation	0.00	0.00	965.00	0.00	50,225.00	0.00	0.00	0.00
	30/06/2023		50,000.00	0.00	965.00	0.00	50,225.00	0.00	0.00	0.00
IFL.AX - Insignia Financial Ltd										
	01/07/2022	Opening Balance	6,430.00	0.00	0.00	0.00	17,296.70	0.00	0.00	0.00
	30/06/2023	Revaluation	0.00	0.00	835.90	0.00	18,132.60	0.00	0.00	0.00
	30/06/2023		6,430.00	0.00	835.90	0.00	18,132.60	0.00	0.00	0.00
IHVV.AX - Ishares S&p 500 Aud Hedged Etf										
	21/10/2022	Purchase	85.00	30,296.55	0.00	0.00	30,296.55	0.00	0.00	0.00
	08/12/2022	Share Split	765.00	0.00	0.00	0.00	30,296.55	0.00	0.00	0.00
	30/06/2023	Revaluation	0.00	0.00	5,131.45	0.00	35,428.00	0.00	0.00	0.00

Malcolm Kater Super Market Movement Report

As at 30 June 2023

Investment	Date	Description	Unrealised				Realised			Total
			Units	Accounting Cost Movement	Market Movement	Depreciation	Balance	Consideration	Accounting Cost Base	
	30/06/2023		850.00	30,296.55	5,131.45	0.00	35,428.00	0.00	0.00	0.00
IVC.AX - Invocare Limited										
	01/07/2022	Opening Balance	2,500.00	0.00	0.00	0.00	26,150.00	0.00	0.00	0.00
	30/06/2023	Revaluation	0.00	0.00	5,325.00	0.00	31,475.00	0.00	0.00	0.00
	30/06/2023		2,500.00	0.00	5,325.00	0.00	31,475.00	0.00	0.00	0.00
JPM.NYE1 - JPMorgan Chase & Co.										
	01/07/2022	Opening Balance	53.00	0.00	0.00	0.00	8,645.01	0.00	0.00	0.00
	30/06/2023	Revaluation	0.00	0.00	2,981.41	0.00	11,626.42	0.00	0.00	0.00
	30/06/2023		53.00	0.00	2,981.41	0.00	11,626.42	0.00	0.00	0.00
LFP0224A - Liberty Financial Pty Ltd Unsecured Bonds										
	01/07/2022	Opening Balance	50,000.00	0.00	0.00	0.00	49,550.00	0.00	0.00	0.00
	30/06/2023	Revaluation	0.00	0.00	450.00	0.00	50,000.00	0.00	0.00	0.00
	30/06/2023		50,000.00	0.00	450.00	0.00	50,000.00	0.00	0.00	0.00
MDLZ.NDQ - Mondelez International Inc. - Ordinary Shares - Class A										
	01/07/2022	Opening Balance	147.00	0.00	0.00	0.00	13,220.62	0.00	0.00	0.00
	30/06/2023	Revaluation	0.00	0.00	2,951.60	0.00	16,172.22	0.00	0.00	0.00
	30/06/2023		147.00	0.00	2,951.60	0.00	16,172.22	0.00	0.00	0.00
MEB1223A - Members Equity Bank Subordinated Bonds										
	01/07/2022	Opening Balance	50,000.00	0.00	0.00	0.00	50,680.00	0.00	0.00	0.00
	30/06/2023	Revaluation	0.00	0.00	(135.00)	0.00	50,545.00	0.00	0.00	0.00
	30/06/2023		50,000.00	0.00	(135.00)	0.00	50,545.00	0.00	0.00	0.00
META.NDQ - Meta Platforms Inc - Ordinary Shares - Class A										
	01/07/2022	Opening Balance	68.00	0.00	0.00	0.00	15,882.59	0.00	0.00	0.00
	30/06/2023	Revaluation	0.00	0.00	13,551.26	0.00	29,433.85	0.00	0.00	0.00
	30/06/2023		68.00	0.00	13,551.26	0.00	29,433.85	0.00	0.00	0.00
MQGPD.AX - Macquarie Group Limited										
	01/07/2022	Opening Balance	190.00	0.00	0.00	0.00	19,596.60	0.00	0.00	0.00
	30/06/2023	Revaluation	0.00	0.00	343.90	0.00	19,940.50	0.00	0.00	0.00
	30/06/2023		190.00	0.00	343.90	0.00	19,940.50	0.00	0.00	0.00

Malcolm Kater Super Market Movement Report

As at 30 June 2023

Investment	Date	Description	Unrealised				Realised			Total
			Units	Accounting Cost Movement	Market Movement	Depreciation	Balance	Consideration	Accounting Cost Base	
MRK.NYE1 - Merck & Co Inc										
	01/07/2022	Opening Balance	123.00	0.00	0.00	0.00	16,243.13	0.00	0.00	0.00
	30/06/2023	Revaluation	0.00	0.00	5,164.06	0.00	21,407.19	0.00	0.00	0.00
	30/06/2023		123.00	0.00	5,164.06	0.00	21,407.19	0.00	0.00	0.00
MSFT.NDQ1 - Microsoft Corporation										
	01/07/2022	Opening Balance	37.00	0.00	0.00	0.00	13,764.49	0.00	0.00	0.00
	30/06/2023	Revaluation	0.00	0.00	5,240.01	0.00	19,004.50	0.00	0.00	0.00
	30/06/2023		37.00	0.00	5,240.01	0.00	19,004.50	0.00	0.00	0.00
MU.NDQ - Micron Technology Inc.										
	01/07/2022	Opening Balance	105.00	0.00	0.00	0.00	8,407.56	0.00	0.00	0.00
	30/06/2023	Revaluation	0.00	0.00	1,587.23	0.00	9,994.79	0.00	0.00	0.00
	30/06/2023		105.00	0.00	1,587.23	0.00	9,994.79	0.00	0.00	0.00
NAB.AX - National Australia Bank Limited										
	01/07/2022	Opening Balance	10,920.00	0.00	0.00	0.00	299,098.80	0.00	0.00	0.00
	30/06/2023	Revaluation	0.00	0.00	(11,138.40)	0.00	287,960.40	0.00	0.00	0.00
	30/06/2023		10,920.00	0.00	(11,138.40)	0.00	287,960.40	0.00	0.00	0.00
NAB1131A - National Aust Bank Subordinated Bonds										
	01/07/2022	Opening Balance	50,000.00	0.00	0.00	0.00	49,435.00	0.00	0.00	0.00
	30/06/2023	Revaluation	0.00	0.00	1,100.00	0.00	50,535.00	0.00	0.00	0.00
	30/06/2023		50,000.00	0.00	1,100.00	0.00	50,535.00	0.00	0.00	0.00
NABPH.AX - National Australia Bank Limited										
	01/07/2022	Opening Balance	190.00	0.00	0.00	0.00	19,095.00	0.00	0.00	0.00
	30/06/2023	Revaluation	0.00	0.00	349.60	0.00	19,444.60	0.00	0.00	0.00
	30/06/2023		190.00	0.00	349.60	0.00	19,444.60	0.00	0.00	0.00
ORI.AX - Orica Limited										
	01/07/2022	Opening Balance	363.00	0.00	0.00	0.00	5,724.51	0.00	0.00	0.00
	30/06/2023	Revaluation	0.00	0.00	(341.22)	0.00	5,383.29	0.00	0.00	0.00
	30/06/2023		363.00	0.00	(341.22)	0.00	5,383.29	0.00	0.00	0.00
PYPL.NDQ1 - PayPal Holdings Inc										
	01/07/2022	Opening Balance	101.00	0.00	0.00	0.00	10,217.35	0.00	0.00	0.00
	30/06/2023	Revaluation	0.00	0.00	(51.84)	0.00	10,165.51	0.00	0.00	0.00
	30/06/2023		101.00	0.00	(51.84)	0.00	10,165.51	0.00	0.00	0.00

Malcolm Kater Super Market Movement Report

As at 30 June 2023

Investment	Date	Description	Unrealised				Realised			Total
			Units	Accounting Cost Movement	Market Movement	Depreciation	Balance	Consideration	Accounting Cost Base	
QUB.AX - Qube Holdings Limited										
	01/07/2022	Opening Balance	15,500.00	0.00	0.00	0.00	42,315.00	0.00	0.00	0.00
	30/06/2023	Revaluation	0.00	0.00	1,860.00	0.00	44,175.00	0.00	0.00	0.00
	30/06/2023		15,500.00	0.00	1,860.00	0.00	44,175.00	0.00	0.00	0.00
SLB.NYE - Schlumberger										
	01/07/2022	Opening Balance	235.00	0.00	0.00	0.00	12,172.46	0.00	0.00	0.00
	30/06/2023	Revaluation	0.00	0.00	5,238.10	0.00	17,410.56	0.00	0.00	0.00
	30/06/2023		235.00	0.00	5,238.10	0.00	17,410.56	0.00	0.00	0.00
SMSN.L - SAMSUNG ELECTRONICS CO LTD (ATT) GDR(EACH REP 25 COM STK KRW 100) - REG S										
	01/07/2022	Opening Balance	4.00	0.00	0.00	0.00	6,321.17	0.00	0.00	0.00
	19/10/2022	Disposal	(4.00)	(8,856.11)	0.00	0.00	(2,534.94)	6,092.99	8,856.11	(2,763.12)
	19/10/2022	Writeback	0.00	0.00	2,534.94	0.00	0.00	0.00	0.00	0.00
	30/06/2023		0.00	(8,856.11)	2,534.94	0.00	0.00	6,092.99	8,856.11	(2,763.12)
SUN.AX - Suncorp Group Limited										
	01/07/2022	Opening Balance	2,556.00	0.00	0.00	0.00	28,064.88	0.00	0.00	0.00
	30/06/2023	Revaluation	0.00	0.00	6,415.56	0.00	34,480.44	0.00	0.00	0.00
	30/06/2023		2,556.00	0.00	6,415.56	0.00	34,480.44	0.00	0.00	0.00
SUNPG.AX - Suncorp Group Limited										
	01/07/2022	Opening Balance	145.00	0.00	0.00	0.00	14,708.80	0.00	0.00	0.00
	30/06/2023	Revaluation	0.00	0.00	110.20	0.00	14,819.00	0.00	0.00	0.00
	30/06/2023		145.00	0.00	110.20	0.00	14,819.00	0.00	0.00	0.00
TAH.AX - Tabcorp Holdings Limited										
	01/07/2022	Opening Balance	5,975.00	0.00	0.00	0.00	6,363.38	0.00	0.00	0.00
	30/06/2023	Revaluation	0.00	0.00	268.87	0.00	6,632.25	0.00	0.00	0.00
	30/06/2023		5,975.00	0.00	268.87	0.00	6,632.25	0.00	0.00	0.00
TLC.AX - The Lottery Corporation Limited										
	01/07/2022	Opening Balance	5,975.00	0.00	0.00	0.00	27,007.00	0.00	0.00	0.00
	30/06/2023	Revaluation	0.00	0.00	3,644.75	0.00	30,651.75	0.00	0.00	0.00
	30/06/2023		5,975.00	0.00	3,644.75	0.00	30,651.75	0.00	0.00	0.00
TLS.AX - Telstra Group Limited										
	01/07/2022	Opening Balance	5,987.00	0.00	0.00	0.00	23,049.95	0.00	0.00	0.00
	30/06/2023	Revaluation	0.00	0.00	2,694.15	0.00	25,744.10	0.00	0.00	0.00
	30/06/2023		5,987.00	0.00	2,694.15	0.00	25,744.10	0.00	0.00	0.00

Malcolm Kater Super Market Movement Report

As at 30 June 2023

Investment	Date	Description	Unrealised				Realised			Total		
			Units	Accounting Cost Movement	Market Movement	Depreciation	Balance	Consideration	Accounting Cost Base		Accounting Profit/(loss)	
USD.FX - US Cash Acc												
	01/07/2022	Opening Balance	592.03	0.00	0.00	0.00	618.40	0.00	0.00	0.00		
	17/02/2023	Disposal	(592.03)	(592.03)	0.00	0.00	26.37	610.42	592.03	18.39		
	17/02/2023	Writeback	0.00	0.00	(26.37)	0.00	0.00	0.00	0.00	0.00		
	30/06/2023		0.00	(592.03)	(26.37)	0.00	0.00	610.42	592.03	18.39		
V.NYE - Visa Inc - Ordinary Shares - Class A												
	01/07/2022	Opening Balance	48.00	0.00	0.00	0.00	13,689.19	0.00	0.00	0.00		
	30/06/2023	Revaluation	0.00	0.00	3,503.93	0.00	17,193.12	0.00	0.00	0.00		
	30/06/2023		48.00	0.00	3,503.93	0.00	17,193.12	0.00	0.00	0.00		
WBC.AX - Westpac Banking Corporation												
	01/07/2022	Opening Balance	9,500.00	0.00	0.00	0.00	185,250.00	0.00	0.00	0.00		
	30/06/2023	Revaluation	0.00	0.00	17,480.00	0.00	202,730.00	0.00	0.00	0.00		
	30/06/2023		9,500.00	0.00	17,480.00	0.00	202,730.00	0.00	0.00	0.00		
WDS.AX - Woodside Energy Group Ltd												
	01/07/2022	Opening Balance	198.00	0.00	0.00	0.00	6,304.32	0.00	0.00	0.00		
	30/06/2023	Revaluation	0.00	0.00	514.80	0.00	6,819.12	0.00	0.00	0.00		
	30/06/2023		198.00	0.00	514.80	0.00	6,819.12	0.00	0.00	0.00		
Total Market Movement										126,966.68	(17,639.53)	109,327.15

Malcolm Kater Super

Realised Capital Gains Report

For The Period 01 July 2022 - 30 June 2023

Investment		Accounting Treatment				Tax Treatment						
Purchase Contract Date	Disposal Contract Date	Units	Cost	Proceeds	Accounting Profit/(Loss)	Adjusted Cost Base	Reduced Cost Base	Indexed Cost Base	Indexed Gains	Discounted Gains (Gross)	Other Gains	Capital Loss
Derivatives (Options, Hybrids, Future Contracts)												
EUR.FX - Euro												
07/12/2021	17/02/2023	40.63	40.63	39.72	(0.91)	40.63	40.63	0.00	0.00	0.00	0.00	(0.91)
22/11/2021	17/02/2023	75.70	75.70	74.00	(1.70)	75.70	75.70	0.00	0.00	0.00	0.00	(1.70)
		116.33	116.33	113.72	(2.61)	116.33	116.33	0.00	0.00	0.00	0.00	(2.61)
USD.FX - US Cash Acc												
28/04/2022	17/02/2023	31.67	31.67	32.65	0.98	31.67	31.67	0.00	0.00	0.00	0.98	0.00
30/03/2022	17/02/2023	43.03	43.03	44.37	1.34	43.03	43.03	0.00	0.00	0.00	1.34	0.00
15/03/2022	17/02/2023	26.49	26.49	27.31	0.82	26.49	26.49	0.00	0.00	0.00	0.82	0.00
14/03/2022	17/02/2023	72.58	72.58	74.83	2.25	72.58	72.58	0.00	0.00	0.00	2.25	0.00
04/03/2022	17/02/2023	21.06	21.06	21.71	0.65	21.06	21.06	0.00	0.00	0.00	0.65	0.00
15/02/2022	17/02/2023	22.18	22.18	22.87	0.69	22.18	22.18	0.00	0.00	0.69	0.00	0.00
03/02/2022	17/02/2023	63.73	63.73	65.71	1.98	63.73	63.73	0.00	0.00	1.98	0.00	0.00
20/01/2022	17/02/2023	12.41	12.41	12.80	0.39	12.41	12.41	0.00	0.00	0.39	0.00	0.00
19/01/2022	17/02/2023	60.29	60.29	62.16	1.87	60.29	60.29	0.00	0.00	1.87	0.00	0.00
12/01/2022	17/02/2023	100.90	100.90	104.03	3.13	100.90	100.90	0.00	0.00	3.13	0.00	0.00
14/12/2021	17/02/2023	27.28	27.28	28.13	0.85	27.28	27.28	0.00	0.00	0.85	0.00	0.00
13/12/2021	17/02/2023	21.54	21.54	22.21	0.67	21.54	21.54	0.00	0.00	0.67	0.00	0.00
10/12/2021	17/02/2023	67.07	67.07	69.15	2.08	67.07	67.07	0.00	0.00	2.08	0.00	0.00
17/11/2021	17/02/2023	21.80	21.80	22.48	0.68	21.80	21.80	0.00	0.00	0.68	0.00	0.00
		592.03	592.03	610.41	18.38	592.03	592.03	0.00	0.00	12.34	6.04	0.00
		708.36	708.36	724.13	15.77	708.36	708.36	0.00	0.00	12.34	6.04	(2.61)
Shares in Listed Companies (Overseas)												

Malcolm Kater Super

Realised Capital Gains Report

For The Period 01 July 2022 - 30 June 2023

Investment		Accounting Treatment				Tax Treatment						
Purchase Contract Date	Disposal Contract Date	Units	Cost	Proceeds	Accounting Profit/(Loss)	Adjusted Cost Base	Reduced Cost Base	Indexed Cost Base	Indexed Gains	Discounted Gains (Gross)	Other Gains	Capital Loss
Shares in Listed Companies (Overseas)												
0H9X.L - Fresenius Medical Care AG & Co. KGaA - ADR												
01/10/2021	19/10/2022	145.00	9,829.67	4,413.04	(5,416.63)	9,829.67	9,829.67	0.00	0.00	0.00	0.00	(5,416.63)
		145.00	9,829.67	4,413.04	(5,416.63)	9,829.67	9,829.67	0.00	0.00	0.00	0.00	(5,416.63)
APT.V.NYE1 - Aptiv PLC												
23/09/2021	19/10/2022	60.00	12,172.39	7,889.08	(4,283.31)	12,172.39	12,172.39	0.00	0.00	0.00	0.00	(4,283.31)
		60.00	12,172.39	7,889.08	(4,283.31)	12,172.39	12,172.39	0.00	0.00	0.00	0.00	(4,283.31)
BABA.NYE1 - Alibaba Group Holding Ltd - ADR												
23/09/2021	19/10/2022	55.00	11,655.42	6,463.17	(5,192.25)	11,655.42	11,655.42	0.00	0.00	0.00	0.00	(5,192.25)
		55.00	11,655.42	6,463.17	(5,192.25)	11,655.42	11,655.42	0.00	0.00	0.00	0.00	(5,192.25)
SMSN.L - SAMSUNG ELECTRONICS CO LTD (ATT) GDR(EACH REP 25 COM STK KRW 100) - REG S												
01/10/2021	19/10/2022	4.00	8,856.11	6,092.99	(2,763.12)	8,856.11	8,856.11	0.00	0.00	0.00	0.00	(2,763.12)
		4.00	8,856.11	6,092.99	(2,763.12)	8,856.11	8,856.11	0.00	0.00	0.00	0.00	(2,763.12)
		264.00	42,513.59	24,858.28	(17,655.31)	42,513.59	42,513.59	0.00	0.00	0.00	0.00	(17,655.31)
		972.36	43,221.95	25,582.41	(17,639.54)	43,221.95	43,221.95	0.00	0.00	12.34	6.04	(17,657.92)

Malcolm Kater Super

Capital Gains Reconciliation Report

For The Period 01 July 2022 - 30 June 2023

	Total	Discounted	Indexed	Other	Notional
Losses available to offset					
Carried forward from prior losses	75,553.79				
Carried forward from prior losses - Collectables	0.00				
Current year capital losses	17,657.92				
Current year capital losses - Collectables	0.00				
Total Losses Available	93,211.71				
Total Losses Available - Collectables	0.00				
Capital Gains					
Capital gains from disposal of assets	18.39	12.34	0.00	6.05	0.00
Capital gains from disposal of assets - Collectables	0.00	0.00	0.00	0.00	0.00
Capital gains from trust distributions	0.00	0.00	0.00	0.00	0.00
Capital Gains Before Losses applied	18.39	12.34	0.00	6.05	0.00
Losses and discount applied					
Losses applied	18.39	12.34	0.00	6.05	0.00
Losses applied - Collectables	0.00	0.00	0.00	0.00	0.00
Capital gains after losses applied	0.00	0.00	0.00	0.00	0.00
Capital gains after losses applied - Collectables	0.00	0.00	0.00	0.00	0.00
CGT Discount applied	0.00				
CGT Discount applied - Collectables	0.00				

Malcolm Kater Super

Capital Gains Reconciliation Report

For The Period 01 July 2022 - 30 June 2023

	Total	Discounted	Indexed	Other	Notional
Net Capital Gain					
Net capital gain	0.00				
Net capital gain - Collectables	0.00				
Total Net Capital Gain (11A)	0.00				
Net Capital Losses Carried Forward to later income					
Net Capital Losses Carried Forward to later income years	93,193.32				
Net Capital Losses Carried Forward to later income years - Collectables	0.00				
Total Net Capital Losses Carried Forward to later income years (14V)	93,193.32				

Note

Refer to Realised Gains Report for details of Disposals at a Security level

Refer to Distribution Reconciliation Report for Trust Distribution details at a Security level

25000 - Interest Received

2023 Financial Year

Preparer Rhonda Wilkinson

Reviewer John Curley

Status Completed

Account Code	Description	CY Balance	LY Balance	Change
BOQ0726A	Bank of Queensland Ltd Subordinated Bonds	(\$1,951.96)	(\$620.81)	214.42%
IAG0645A	Insurance Aust. Group Subordinated Bonds	(\$2,584.61)	(\$907.33)	184.86%
IAG1226A	IAG Subordinated Bonds 2.45%	(\$2,634.62)	(\$944.72)	178.88%
JBWERECASHMKS	JB Were Cash Account	(\$588.65)	(\$54.66)	976.93%
LFP0224A	Liberty Financial Pty Ltd Unsecured Bonds	(\$2,437.33)	(\$896.34)	171.92%
MEB1223A	Members Equity Bank Subordinated Bonds	(\$2,659.79)		100%
NAB1131A	National Aust Bank Subordinated Bonds	(\$2,244.24)	(\$771.46)	190.91%
NAB906838459	NAB Ac	(\$8,350.74)	(\$180.97)	4514.43%
USD.FX	US Cash Acc		(\$43.03)	100%
TOTAL		CY Balance	LY Balance	
		(\$23,451.94)	(\$4,419.32)	

Supporting Documents

- Interest Reconciliation Report [Report](#)
- 2023 NAB Interest.pdf
- 2023 JB Were Interest Report.pdf

Standard Checklist

- Attach Interest Reconciliation Report
- Ensure all interest has been recorded from Bank Statements
- Review Statements to ensure all TFN withheld has been input

Malcolm Kater Super Interest Reconciliation Report

For The Period 01 July 2022 - 30 June 2023

Date	Payment Amount	Gross Interest	TFN Withheld	Foreign Income	Foreign Credits
Bank Accounts					
JBWERECASHMKS JB Were Cash Account					
29/07/2022	14.48	14.48			
31/08/2022	22.74	22.74			
30/09/2022	30.67	30.67			
31/10/2022	38.86	38.86			
30/11/2022	31.09	31.09			
30/12/2022	40.90	40.90			
31/01/2023	48.27	48.27			
28/02/2023	46.71	46.71			
31/03/2023	67.39	67.39			
28/04/2023	66.16	66.16			
31/05/2023	86.35	86.35			
30/06/2023	95.03	95.03			
	588.65	588.65			
NAB906838459 NAB Ac					
29/07/2022	239.21	239.21			
31/08/2022	406.38	406.38			
30/09/2022	477.05	477.05			
31/10/2022	584.04	584.04			
30/11/2022	632.19	632.19			

Malcolm Kater Super Interest Reconciliation Report

For The Period 01 July 2022 - 30 June 2023

Date	Payment Amount	Gross Interest	TFN Withheld	Foreign Income	Foreign Credits
30/12/2022	701.62	701.62			
31/01/2023	789.38	789.38			
28/02/2023	734.84	734.84			
31/03/2023	884.27	884.27			
28/04/2023	842.62	842.62			
31/05/2023	1,094.91	1,094.91			
30/06/2023	964.23	964.23			
	8,350.74	8,350.74			
	8,939.39	8,939.39			

Debt Securities (Bonds, Bills of Exchange, Promissory Notes)

BOQ0726A Bank of Queensland Ltd Subordinated Bonds

02/08/2022	288.20	288.20			
03/11/2022	479.11	479.11			
01/02/2023	584.18	584.18			
02/05/2023	600.47	600.47			
	1,951.96	1,951.96			

IAG0645A Insurance Aust. Group Subordinated Bonds

19/09/2022	511.07	511.07			
19/12/2022	636.17	636.17			
17/03/2023	680.16	680.16			
20/06/2023	757.21	757.21			

Malcolm Kater Super Interest Reconciliation Report

For The Period 01 July 2022 - 30 June 2023

Date	Payment Amount	Gross Interest	TFN Withheld	Foreign Income	Foreign Credits
	2,584.61	2,584.61			
IAG1226A IAG Subordinated Bonds 2.45%					
19/09/2022	523.68	523.68			
19/12/2022	648.64	648.64			
17/03/2023	692.49	692.49			
20/06/2023	769.81	769.81			
	2,634.62	2,634.62			
LFP0224A Liberty Financial Pty Ltd Unsecured Bonds					
30/08/2022	432.92	432.92			
28/11/2022	612.58	612.58			
27/02/2023	680.60	680.60			
26/05/2023	711.23	711.23			
	2,437.33	2,437.33			
MEB1223A Members Equity Bank Subordinated Bonds					
07/09/2022	544.65	544.65			
05/12/2022	658.03	658.03			
06/03/2023	703.84	703.84			
05/06/2023	753.27	753.27			
	2,659.79	2,659.79			
NAB1131A National Aust Bank Subordinated Bonds					
22/08/2022	390.68	390.68			

Malcolm Kater Super

Interest Reconciliation Report

For The Period 01 July 2022 - 30 June 2023

Date	Payment Amount	Gross Interest	TFN Withheld	Foreign Income	Foreign Credits
30/11/2022	546.54	546.54			
22/02/2023	652.20	652.20			
22/05/2023	654.82	654.82			
	2,244.24	2,244.24			
	14,512.55	14,512.55			
TOTAL	23,451.94	23,451.94			

Tax Return Reconciliation

	Totals	Tax Return Label
Gross Interest	23,451.94	11C

Taxation income

01 Jul 2022 to 30 Jun 2023

Income transactions continued

Asset	Tax date	Interest \$	Unfranked \$	Franked \$	Franking credits entitlement \$	Other Aust \$	Gross foreign \$	Trust cap gains \$	Non-assess \$	Gross excl franking credits \$	Aust taxes \$	Foreign taxes \$	Expenses withheld \$	Cash \$	DRP \$	To be received \$
Foreign income																
SCHLUMBERGER ORD																
SLB.NYS	14/07/2022	-	-	-	-	-	60.93	-	-	60.93	-	-	-	60.93 ✓	-	-
	13/10/2022	-	-	-	-	-	65.10	-	-	65.10	-	-	-	65.10 ✓	-	-
	12/01/2023	-	-	-	-	-	58.98	-	-	58.98	-	-	-	58.98 ✓	-	-
	06/04/2023	-	-	-	-	-	88.09	-	-	88.09	-	-	-	88.09 ✓	-	-
SLB.NYS totals		-	-	-	-	-	273.10	-	-	273.10	-	-	-	273.10	-	-
SAMSUNG ELECTRONICS REG S GDR																
SMSN.LSE	23/08/2022	-	-	-	-	-	39.71	-	-	39.71	-	8.76	-	30.95 ✓	-	-
	22/11/2022	-	-	-	-	-	39.99	-	-	39.99	-	8.82	-	31.17 ✓	-	-
SMSN.LSE totals		-	-	-	-	-	79.70	-	-	79.70	-	17.58	-	62.12	-	-
VISA ORD CL A																
V.NYS	01/09/2022	-	-	-	-	-	26.47	-	-	26.47	-	3.97	-	22.50 ✓	-	-
	01/12/2022	-	-	-	-	-	31.74	-	-	31.74	-	4.76	-	26.98 ✓	-	-
	01/03/2023	-	-	-	-	-	31.99	-	-	31.99	-	4.80	-	27.19 ✓	-	-
	01/06/2023	-	-	-	-	-	32.80	-	-	32.80	-	4.92	-	27.88 ✓	-	-
V.NYS totals		-	-	-	-	-	123.00	-	-	123.00	-	18.45	-	104.55	-	-
Totals		-	-	-	-	-	3,572.05	-	-	3,572.05	-	500.41	-	3,071.64	-	-
Trust income																
ISHARES S&P 500 AUD HEDGED ETF																
IHVV	30/06/2023	-	-	-	-	-	-	-	490.15	490.15	-	-	-	-	-	490.15
IHVV totals		-	-	-	-	-	-	-	490.15	490.15	-	-	-	-	-	490.15
Totals		-	-	-	-	-	-	-	490.15	490.15	-	-	-	-	-	490.15
Interest																
Bank of Queensland Ltd Subordinated bonds FRN 3MBBSW+1.6% Callable 29/07/2026 Matures 29/07/2031																
+BOQ0726A	29/07/2022	288.20	-	-	-	-	-	-	-	288.20	-	-	-	288.20 ✓	-	-
	31/10/2022	479.11	-	-	-	-	-	-	-	479.11	-	-	-	479.11 ✓	-	-

Malcolm Kater Super - PMA

Taxation income

01 Jul 2022 to 30 Jun 2023

Income transactions ²³ continued

Asset	Tax date	Interest \$	Unfranked \$	Franked \$	Franking credits entitlement \$	Other Aust \$	Gross foreign \$	Trust cap gains \$	Non-assess \$	Gross excl franking credits \$	Aust taxes \$	Foreign taxes \$	Expenses withheld \$	Cash \$	DRP \$	To be received \$
Interest																
	30/01/2023	584.18	-	-	-	-	-	-	-	584.18 ✓	-	-	-	584.18 ✓	-	-
	28/04/2023	600.47	-	-	-	-	-	-	-	600.47 ✓	-	-	-	600.47 ✓	-	-
+BOQ0726A totals		1,951.96	-	-	-	-	-	-	-	1,951.96	-	-	-	1,951.96	-	-
INSURANCE AUSTRALIA GROUP LTD SUBORDINATED BONDS F																
+IAG0645A	15/09/2022	511.07	-	-	-	-	-	-	-	511.07 ✓	-	-	-	511.07 ✓	-	-
	15/12/2022	636.17	-	-	-	-	-	-	-	636.17 ✓	-	-	-	636.17 ✓	-	-
	15/03/2023	680.16	-	-	-	-	-	-	-	680.16 ✓	-	-	-	680.16 ✓	-	-
	15/06/2023	757.21	-	-	-	-	-	-	-	757.21 ✓	-	-	-	757.21 ✓	-	-
+IAG0645A totals		2,584.61	-	-	-	-	-	-	-	2,584.61	-	-	-	2,584.61	-	-
Insurance Australia Group Ltd Sub bonds FRN 3MBBSW+2.45% Callable 15/12/2026 Matures 15/12/36																
+IAG1226A	15/09/2022	523.68	-	-	-	-	-	-	-	523.68 ✓	-	-	-	523.68 ✓	-	-
	15/12/2022	648.64	-	-	-	-	-	-	-	648.64 ✓	-	-	-	648.64 ✓	-	-
	15/03/2023	692.49	-	-	-	-	-	-	-	692.49 ✓	-	-	-	692.49 ✓	-	-
	15/06/2023	769.81	-	-	-	-	-	-	-	769.81 ✓	-	-	-	769.81 ✓	-	-
+IAG1226A totals		2,634.62	-	-	-	-	-	-	-	2,634.62	-	-	-	2,634.62	-	-
Liberty Financial Pty Ltd Senior Unsecured Bonds F																
+LFP0224A	26/08/2022	432.92	-	-	-	-	-	-	-	432.92 ✓	-	-	-	432.92 ✓	-	-
	28/11/2022	612.58	-	-	-	-	-	-	-	612.58 ✓	-	-	-	612.58 ✓	-	-
	27/02/2023	680.60	-	-	-	-	-	-	-	680.60 ✓	-	-	-	680.60 ✓	-	-
	26/05/2023	711.23	-	-	-	-	-	-	-	711.23 ✓	-	-	-	711.23 ✓	-	-
+LFP0224A totals		2,437.33	-	-	-	-	-	-	-	2,437.33	-	-	-	2,437.33	-	-
MEMBERS EQUITY BANK TIER 1 FRN BBSW3M+5 call 5/12/2023 PERPETUAL																
+MEB1223A	05/09/2022	-	-	544.65	233.42	-	-	-	-	544.65 ✓	-	-	-	544.65 ✓	-	-
	05/12/2022	-	-	658.03	282.01	-	-	-	-	658.03 ✓	-	-	-	658.03 ✓	-	-
	06/03/2023	-	-	703.84	301.65	-	-	-	-	703.84 ✓	-	-	-	703.84 ✓	-	-
	05/06/2023	-	-	753.27	322.83	-	-	-	-	753.27 ✓	-	-	-	753.27 ✓	-	-
+MEB1223A totals		-	-	2,659.79	1,139.91	-	-	-	-	2,659.79	-	-	-	2,659.79	-	-
National Australia Bank Ltd Subordinated bonds FRN																

Taxation income

01 Jul 2022 to 30 Jun 2023

Income transactions - continued

Asset	Tax date	Interest \$	Unfranked \$	Franked \$	Franking credits entitlement \$	Other Aust \$	Gross foreign \$	Trust cap gains \$	Non-assess \$	Gross excl franking credits \$	Aust taxes \$	Foreign taxes \$	Expenses withheld \$	Cash \$	DRP \$	To be received \$
Interest																
+NAB1131A	18/08/2022	390.68	-	-	-	-	-	-	-	390.68	-	-	-	390.68 ✓	-	-
	18/11/2022	546.54	-	-	-	-	-	-	-	546.54	-	-	-	546.54 ✓	-	-
	20/02/2023	652.20	-	-	-	-	-	-	-	652.20	-	-	-	652.20 ✓	-	-
	18/05/2023	654.82	-	-	-	-	-	-	-	654.82	-	-	-	654.82 ✓	-	-
+NAB1131A totals		2,244.24	-	-	-	-	-	-	-	2,244.24	-	-	-	2,244.24	-	-
JBWere Cash Account																
JBWCA	29/07/2022	14.48	-	-	-	-	-	-	-	14.48	-	-	-	14.48 ✓	-	-
	31/08/2022	22.74	-	-	-	-	-	-	-	22.74	-	-	-	22.74 ✓	-	-
	30/09/2022	30.67	-	-	-	-	-	-	-	30.67	-	-	-	30.67 ✓	-	-
	31/10/2022	38.86	-	-	-	-	-	-	-	38.86	-	-	-	38.86 ✓	-	-
	30/11/2022	31.09	-	-	-	-	-	-	-	31.09	-	-	-	31.09 ✓	-	-
	30/12/2022	40.90	-	-	-	-	-	-	-	40.90	-	-	-	40.90 ✓	-	-
	31/01/2023	48.27	-	-	-	-	-	-	-	48.27	-	-	-	48.27 ✓	-	-
	28/02/2023	46.71	-	-	-	-	-	-	-	46.71	-	-	-	46.71 ✓	-	-
	31/03/2023	67.39	-	-	-	-	-	-	-	67.39	-	-	-	67.39 ✓	-	-
	28/04/2023	66.16	-	-	-	-	-	-	-	66.16	-	-	-	66.16 ✓	-	-
	31/05/2023	86.35	-	-	-	-	-	-	-	86.35	-	-	-	86.35 ✓	-	-
	30/06/2023	95.03	-	-	-	-	-	-	-	95.03	-	-	-	95.03 ✓	-	-
JBWCA totals		588.65	-	-	-	-	-	-	-	588.65	-	-	-	588.65	-	-
Totals		12,441.41	-	2,659.79	1,139.91	-	-	-	-	15,101.20	-	-	-	15,101.20	-	-
Income transaction totals		12,441.41	675.70	9,213.21	3,948.50	-	3,572.05	-	490.15	26,392.50	-	500.41	-	25,401.94	-	490.15

(a) The income transactions disclosed in this report are recognised on a tax-derivation basis. For more details about each column, refer to the corresponding sub-section under the Income - additional information section.

Non-CGT gains/losses

Transaction Details (continued)

Date	Particulars	Debits	Credits	Balance																																				
	Brought forward			312,815.48 Cr																																				
3 Apr 2023	23FIN/01043957 AMP Limited																																							
	361301.....		234.38																																					
	S00097049661 Ifl Dividend																																							
	489275.....		675.15	313,725.01 Cr																																				
5 Apr 2023	FIN22/00953597 Woodside																																							
	458106.....		426.57	314,151.58 Cr																																				
6 Apr 2023	001294988922 Ivc Div																																							
	218892.....		275.00	314,426.58 Cr																																				
11 Apr 2023	QUICKSPR3451000894 Quicksuper																																							
	361578.....		472.50	314,899.08 Cr																																				
13 Apr 2023	23APR/00815105 Qube Dividend																																							
	219036.....		581.25	315,480.33 Cr																																				
21 Apr 2023	ATC004000017563462 ATO																																							
	012721.....		14,372.39	329,852.72 Cr																																				
28 Apr 2023	<table border="1"> <thead> <tr> <th>TRANSACTION SUMMARY</th> <th>QUANTITY</th> <th>U/COST</th> <th>FEE</th> </tr> </thead> <tbody> <tr> <td>Electronic Deposit</td> <td>1</td> <td>\$0.30</td> <td>\$0.30</td> </tr> <tr> <td>Transaction Fees</td> <td></td> <td></td> <td>\$0.30</td> </tr> <tr> <td>Account Service Fee</td> <td></td> <td></td> <td>\$0.00</td> </tr> <tr> <td>Total Fees</td> <td></td> <td></td> <td>\$0.30</td> </tr> <tr> <td>Less Fee Rebate</td> <td></td> <td></td> <td>\$0.00</td> </tr> <tr> <td>Less Free Eligible Trans.(max 50)</td> <td></td> <td></td> <td>\$0.30</td> </tr> <tr> <td>Total Fees Charged</td> <td></td> <td></td> <td>\$0.00</td> </tr> </tbody> </table>				TRANSACTION SUMMARY	QUANTITY	U/COST	FEE	Electronic Deposit	1	\$0.30	\$0.30	Transaction Fees			\$0.30	Account Service Fee			\$0.00	Total Fees			\$0.30	Less Fee Rebate			\$0.00	Less Free Eligible Trans.(max 50)			\$0.30	Total Fees Charged			\$0.00				
TRANSACTION SUMMARY	QUANTITY	U/COST	FEE																																					
Electronic Deposit	1	\$0.30	\$0.30																																					
Transaction Fees			\$0.30																																					
Account Service Fee			\$0.00																																					
Total Fees			\$0.30																																					
Less Fee Rebate			\$0.00																																					
Less Free Eligible Trans.(max 50)			\$0.30																																					
Total Fees Charged			\$0.00																																					
	Interest.....		842.62	330,695.34 Cr																																				
12 May 2023	Please Note From Today Your Dr Interest Rate Is 10.220%			330,695.34 Cr																																				
31 May 2023	Interest.....		1,094.91	331,790.25 Cr																																				
9 Jun 2023	000129.....	44,000.00		287,790.25 Cr																																				
16 Jun 2023	Please Note From Today Your Dr Interest Rate Is 10.470%			287,790.25 Cr																																				
20 Jun 2023	QUICKSPR3504404985 Quicksuper																																							
	361578.....		472.50	288,262.75 Cr																																				
22 Jun 2023	S00097049661 Elders Limited																																							
	255730.....		333.50	288,596.25 Cr																																				
27 Jun 2023	001296337515 WBC Dividend																																							
	250556.....		6,650.00	295,246.25 Cr																																				
30 Jun 2023	<table border="1"> <thead> <tr> <th>TRANSACTION SUMMARY</th> <th>QUANTITY</th> <th>U/COST</th> <th>FEE</th> </tr> </thead> <tbody> <tr> <td>Withdrawal</td> <td>1</td> <td>\$0.30</td> <td>\$0.30</td> </tr> <tr> <td>Electronic Deposit</td> <td>1</td> <td>\$0.30</td> <td>\$0.30</td> </tr> <tr> <td>Transaction Fees</td> <td></td> <td></td> <td>\$0.60</td> </tr> <tr> <td>Account Service Fee</td> <td></td> <td></td> <td>\$0.00</td> </tr> <tr> <td>Total Fees</td> <td></td> <td></td> <td>\$0.60</td> </tr> <tr> <td>Less Fee Rebate</td> <td></td> <td></td> <td>\$0.00</td> </tr> <tr> <td>Less Free Eligible Trans.(max 50)</td> <td></td> <td></td> <td>\$0.60</td> </tr> <tr> <td>Total Fees Charged</td> <td></td> <td></td> <td>\$0.00</td> </tr> </tbody> </table>				TRANSACTION SUMMARY	QUANTITY	U/COST	FEE	Withdrawal	1	\$0.30	\$0.30	Electronic Deposit	1	\$0.30	\$0.30	Transaction Fees			\$0.60	Account Service Fee			\$0.00	Total Fees			\$0.60	Less Fee Rebate			\$0.00	Less Free Eligible Trans.(max 50)			\$0.60	Total Fees Charged			\$0.00
TRANSACTION SUMMARY	QUANTITY	U/COST	FEE																																					
Withdrawal	1	\$0.30	\$0.30																																					
Electronic Deposit	1	\$0.30	\$0.30																																					
Transaction Fees			\$0.60																																					
Account Service Fee			\$0.00																																					
Total Fees			\$0.60																																					
Less Fee Rebate			\$0.00																																					
Less Free Eligible Trans.(max 50)			\$0.60																																					
Total Fees Charged			\$0.00																																					
	Interest.....		964.23	296,210.48 Cr																																				
3 Jul 2023	<p>*****</p> <p>The Following Information Concerning This Account Is Provided To Assist In Preparing Your 2022/23 Tax Return</p> <table> <tr> <td>Credit Interest Paid - 2022/23 Financial Year</td> <td>8,350.74</td> </tr> <tr> <td>Resident Withholding Tax - 2022/23 Financial Year</td> <td>0.00</td> </tr> </table> <p>If You Have Any Queries, Please Call The Account Enquiries Number On The Top Of This Statement.</p> <p>*****</p>				Credit Interest Paid - 2022/23 Financial Year	8,350.74	Resident Withholding Tax - 2022/23 Financial Year	0.00																																
Credit Interest Paid - 2022/23 Financial Year	8,350.74																																							
Resident Withholding Tax - 2022/23 Financial Year	0.00																																							
	001297423961 ORI Itm Div																																							
	279053.....		65.34	296,275.82 Cr																																				
5 Jul 2023	DV241/01102502 NAB Interim Div																																							
	531543.....		9,063.60	305,339.42 Cr																																				
20 Jul 2023	001298815206 GNC Div																																							
	302169.....		1,488.00	306,827.42 Cr																																				
31 Jul 2023	Interest.....		1,021.19	307,848.61 Cr																																				

430464160 / E-1244 S-3462 I6924

30100 - Accountancy Fees

2023 Financial Year

Preparer Rhonda Wilkinson

Reviewer John Curley

Status Completed

Account Code	Description	CY Balance	LY Balance	Change
30100	Accountancy Fees	\$2,805.00	\$2,640.00	6.25%
TOTAL		CY Balance	LY Balance	
		\$2,805.00	\$2,640.00	

Supporting Documents

- General Ledger [Report](#)
- Invoice I004234.pdf

Standard Checklist

- Attach all source documentation
- Ensure all Transactions have been entered

Malcolm Kater Super
General Ledger

As at 30 June 2023

Transaction Date	Description	Units	Debit	Credit	Balance \$
Accountancy Fees (30100)					
<u>Accountancy Fees (30100)</u>					
30/06/2023	Accountancy and Audit fees for 2022 brought to account		2,805.00		2,805.00 DR
			2,805.00		2,805.00 DR

Total Debits: 2,805.00

Total Credits: 0.00



PEACOCKE
ACCOUNTANTS

TAX INVOICE

Malcolm Kater Super
Attention: Malcolm
Ewenmar PO Box 24
WARREN NSW 2824
AUSTRALIA
ABN: 20 829 826 636

Invoice Date
18 Apr 2023

Invoice Number
I004234

ABN
87 120 172 965

Peacocke Accountants Pty
Ltd
PO Box 424
DUBBO NSW 2830.
P 02 6885 5594
F 02 6867 9722

Description	Quantity	Unit Price	GST	Amount AUD
Client Order No: Job No: J013299 Name: SMSF 2022 Preparation and Lodgement of financial statements and income tax returns for the year ended 30 June 2022 for your self-managed superannuation fund Preparation of necessary workpapers and supporting documentation for Audit Completion of Audit as required				
SMSF Financials & Audit Assistance Preparation of the financial statements; including assembling materials for audit for the above named Superfund for the year. Also, includes preparation of minutes, arranging for appropriate signatures of audit-related documents, liaising with the auditors during the audit process. Preparation and lodgment of the Superfund's income tax return with the Australian Taxation Office. Also includes arranging for title searches if the Superfund has invested in real estate, arranging for an actuarial certificate if the Superfund has pension and accumulation account and other matters as required.	1.00	2,550.00	10%	2,550.00
Heffron Actuarial Certificate Payment on your behalf to Heffron for your actuarial certificate.	1.00	100.00	10%	100.00
SMSF Australia Auditor Payment on your behalf to SMSF Australia for audit of your fund.	1.00	350.00	10%	350.00
			Subtotal	3,000.00
			TOTAL GST 10%	300.00
			TOTAL AUD	3,300.00

Due Date: 2 May 2023

Bank to Peacocke Accountants Pty Ltd
ANZ Dubbo

BSB 012-615
Ac No 4943-45606



[View and pay online now](#)



PAYMENT ADVICE

To: Peacocke Accountants Pty Ltd
PO Box 424
DUBBO NSW 2830.
P 02 6885 5594
F 02 6867 9722

Customer	Malcolm Kater Super
Invoice Number	I004234
Amount Due	3,300.00
Due Date	2 May 2023

Amount Enclosed

Enter the amount you are paying above

30150 - Administration Fees

2023 Financial Year

Preparer Rhonda Wilkinson

Reviewer John Curley

Status Completed

Account Code	Description	CY Balance	LY Balance	Change
30150	Administration Fees	(\$159.65)	\$601.06	(126.56)%
TOTAL		CY Balance	LY Balance	
		(\$159.65)	\$601.06	

Supporting Documents

- General Ledger [Report](#)

Standard Checklist

- Attach all source documentation
- Ensure all Transactions have been entered

Malcolm Kater Super General Ledger

As at 30 June 2023

Transaction Date	Description	Units	Debit	Credit	Balance \$
Administration Fees (30150)					
<u>Administration Fees (30150)</u>					
01/07/2022	reversal of partial advisor fees for 2022 incorrectly recorded as they included management fees that had already been paid.			401.34	401.34 CR
30/06/2023	June Advisor fees brought to account		241.69		159.65 CR
			241.69	401.34	159.65 CR

Total Debits: 241.69

Total Credits: 401.34

30200 - Actuarial Certificate

2023 Financial Year

Preparer Rhonda Wilkinson

Reviewer John Curley

Status Completed

Account Code	Description	CY Balance	LY Balance	Change
30200	Actuarial Certificate	\$110.00	\$121.00	(9.09)%
TOTAL		CY Balance	LY Balance	
		\$110.00	\$121.00	

Supporting Documents

- General Ledger [Report](#)
- Invoice I004234.pdf

Standard Checklist

- Attach all source documentation
- Ensure all Transactions have been entered

Malcolm Kater Super General Ledger

As at 30 June 2023

Transaction Date	Description	Units	Debit	Credit	Balance \$
Actuarial Certificate (30200)					
<u>Actuarial Certificate (30200)</u>					
30/06/2023	Accountancy and Audit fees for 2022 brought to account		110.00		110.00 DR
			110.00		110.00 DR

Total Debits: 110.00

Total Credits: 0.00



PEACOCKE
ACCOUNTANTS

TAX INVOICE

Malcolm Kater Super
Attention: Malcolm
Ewenmar PO Box 24
WARREN NSW 2824
AUSTRALIA
ABN: 20 829 826 636

Invoice Date
18 Apr 2023

Invoice Number
I004234

ABN
87 120 172 965

Peacocke Accountants Pty
Ltd
PO Box 424
DUBBO NSW 2830.
P 02 6885 5594
F 02 6867 9722

Description	Quantity	Unit Price	GST	Amount AUD
Client Order No: Job No: J013299 Name: SMSF 2022 Preparation and Lodgement of financial statements and income tax returns for the year ended 30 June 2022 for your self-managed superannuation fund Preparation of necessary workpapers and supporting documentation for Audit Completion of Audit as required				
SMSF Financials & Audit Assistance Preparation of the financial statements; including assembling materials for audit for the above named Superfund for the year. Also, includes preparation of minutes, arranging for appropriate signatures of audit-related documents, liaising with the auditors during the audit process. Preparation and lodgment of the Superfund's income tax return with the Australian Taxation Office. Also includes arranging for title searches if the Superfund has invested in real estate, arranging for an actuarial certificate if the Superfund has pension and accumulation account and other matters as required.	1.00	2,550.00	10%	2,550.00
Heffron Actuarial Certificate Payment on your behalf to Heffron for your actuarial certificate.	1.00	100.00	10%	100.00
SMSF Australia Auditor Payment on your behalf to SMSF Australia for audit of your fund.	1.00	350.00	10%	350.00
			Subtotal	3,000.00
			TOTAL GST 10%	300.00
			TOTAL AUD	3,300.00

Due Date: 2 May 2023

Bank to Peacocke Accountants Pty Ltd
ANZ Dubbo

BSB 012-615
Ac No 4943-45606



[View and pay online now](#)



PAYMENT ADVICE

To: Peacocke Accountants Pty Ltd
PO Box 424
DUBBO NSW 2830.
P 02 6885 5594
F 02 6867 9722

Customer	Malcolm Kater Super
Invoice Number	I004234
Amount Due	3,300.00
Due Date	2 May 2023

Amount Enclosed

Enter the amount you are paying above

30400 - ATO Supervisory Levy

2023 Financial Year

Preparer Rhonda Wilkinson

Reviewer John Curley

Status Completed

Account Code	Description	CY Balance	LY Balance	Change
30400	ATO Supervisory Levy	\$259.00	\$259.00	0%
TOTAL		CY Balance	LY Balance	
		\$259.00	\$259.00	

Supporting Documents

- General Ledger [Report](#)

Standard Checklist

- Attach all source documentation
- Ensure all Transactions have been entered

Malcolm Kater Super
General Ledger

As at 30 June 2023

Transaction Date	Description	Units	Debit	Credit	Balance \$
ATO Supervisory Levy (30400)					
ATO Supervisory Levy (30400)					
21/04/2023	ATO004000017563462ATO 012721		259.00		259.00 DR
			259.00		259.00 DR

Total Debits: 259.00

Total Credits: 0.00

30700 - Auditor's Remuneration

2023 Financial Year

Preparer Rhonda Wilkinson

Reviewer John Curley

Status Completed

Account Code	Description	CY Balance	LY Balance	Change
30700	Auditor's Remuneration	\$385.00	\$385.00	0%
TOTAL		CY Balance	LY Balance	
		\$385.00	\$385.00	

Supporting Documents

- General Ledger [Report](#)
- Invoice I004234.pdf

Standard Checklist

- Attach all source documentation
- Ensure all Transactions have been entered

Malcolm Kater Super General Ledger

As at 30 June 2023

Transaction Date	Description	Units	Debit	Credit	Balance \$
Auditor's Remuneration (30700)					
Auditor's Remuneration (30700)					
30/06/2023	Accountancy and Audit fees for 2022 brought to account		385.00		385.00 DR
			385.00		385.00 DR
Total Debits:	385.00				
Total Credits:	0.00				



TAX INVOICE

Malcolm Kater Super
Attention: Malcolm
Ewenmar PO Box 24
WARREN NSW 2824
AUSTRALIA
ABN: 20 829 826 636

Invoice Date
18 Apr 2023

Invoice Number
I004234

ABN
87 120 172 965

Peacocke Accountants Pty
Ltd
PO Box 424
DUBBO NSW 2830.
P 02 6885 5594
F 02 6867 9722

Description	Quantity	Unit Price	GST	Amount AUD
Client Order No: Job No: J013299 Name: SMSF 2022 Preparation and Lodgement of financial statements and income tax returns for the year ended 30 June 2022 for your self-managed superannuation fund Preparation of necessary workpapers and supporting documentation for Audit Completion of Audit as required				
SMSF Financials & Audit Assistance Preparation of the financial statements; including assembling materials for audit for the above named Superfund for the year. Also, includes preparation of minutes, arranging for appropriate signatures of audit-related documents, liaising with the auditors during the audit process. Preparation and lodgment of the Superfund's income tax return with the Australian Taxation Office. Also includes arranging for title searches if the Superfund has invested in real estate, arranging for an actuarial certificate if the Superfund has pension and accumulation account and other matters as required.	1.00	2,550.00	10%	2,550.00
Heffron Actuarial Certificate Payment on your behalf to Heffron for your actuarial certificate.	1.00	100.00	10%	100.00
SMSF Australia Auditor Payment on your behalf to SMSF Australia for audit of your fund.	1.00	350.00	10%	350.00
			Subtotal	3,000.00
			TOTAL GST 10%	300.00
			TOTAL AUD	3,300.00

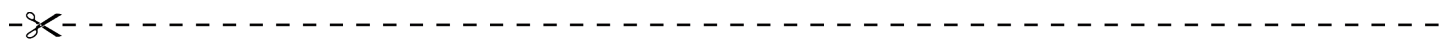
Due Date: 2 May 2023

Bank to Peacocke Accountants Pty Ltd
ANZ Dubbo

BSB 012-615
Ac No 4943-45606



[View and pay online now](#)



PAYMENT ADVICE

To: Peacocke Accountants Pty Ltd
PO Box 424
DUBBO NSW 2830.
P 02 6885 5594
F 02 6867 9722

Customer	Malcolm Kater Super
Invoice Number	I004234
Amount Due	3,300.00
Due Date	2 May 2023

Amount Enclosed

Enter the amount you are paying above

30900 - Advisor Fees

2023 Financial Year

Preparer Rhonda Wilkinson

Reviewer John Curley

Status Completed

Account Code	Description	CY Balance	LY Balance	Change
30900	Advisor Fees	\$3,795.11	\$3,121.27	21.59%
TOTAL		CY Balance	LY Balance	
		\$3,795.11	\$3,121.27	

Supporting Documents

- General Ledger [Report](#)
- 2023 JB Were Expenses.pdf

Standard Checklist

- Attach all source documentation
- Ensure all Transactions have been entered

Malcolm Kater Super General Ledger

As at 30 June 2023

Transaction Date	Description	Units	Debit	Credit	Balance \$
Advisor Fees (30900)					
<i>Advisor Fees (30900)</i>					
19/10/2022			984.31		984.31 DR
18/01/2023			997.21		1,981.52 DR
19/04/2023			998.96		2,980.48 DR
30/06/2023	June Advisor fees brought to account		814.63		3,795.11 DR
			3,795.11		3,795.11 DR

Total Debits: 3,795.11

Total Credits: 0.00

**ANNUAL FEE SUMMARY
1 July 2022 to 30 June 2023
Malcolm Kater Super**

Management Fees and Costs⁽¹⁾

Portfolio Management Advice - Premium	Amount	GST	Total
Portfolio Administration Fee	\$ 219.72	\$ 21.97	\$ 241.69
Portfolio Advice Fee	\$ 3,450.10	\$ 345.01	\$ 3,795.11
Total for Portfolio Management Advice - Premium	\$ 3,669.82	\$ 366.98	\$ 4,036.80
JBWere Cash Account			
Management Fee ⁽²⁾	\$ 117.25	\$ 11.73	\$ 128.98
Total for JBWere Cash Account	\$ 117.25	\$ 11.73	\$ 128.98
TOTAL MANAGEMENT FEES AND COSTS	\$ 3,787.07	\$ 378.71	\$ 4,165.78

Transaction Costs⁽³⁾

Transaction Fees	Amount	GST	Total
Brokerage ⁽⁴⁾	\$ 0.00	\$ 0.00	\$ 0.00
Other Charges ⁽⁵⁾	\$ 500.35	\$ 0.00	\$ 500.35
Cash Transaction Fees	\$ 0.00	\$ 0.00	\$ 0.00
Foreign Exchange Fees	\$ 0.00	\$ 0.00	\$ 0.00
Total for Transaction Fees	\$ 500.35	\$ 0.00	\$ 500.35
TOTAL TRANSACTION COSTS	\$ 500.35	\$ 0.00	\$ 500.35

	Amount	GST	Total
TOTAL FEES FOR THE PERIOD OF THE SUMMARY	\$ 4,287.42	\$ 378.71	\$ 4,666.13

(1) Management fees and costs are shown on an accrual basis for the reporting period.

(2) Cash Account Management fees are calculated daily and deducted monthly from the interest earned on all cash held on deposit in your JBWere Cash Account before any interest is credited to the Account. For more details refer to your cash statement for the period or contact your Adviser.

(3) Transaction costs are shown on a cash basis for the reporting period. These amounts do not include any refunds.

(4) Brokerage consists of the JBWere commission converted into AUD.

(5) Other Charges consist of other transaction fees on bonds, ASX and international trades such as the JBWere agency fee, market fee, and market levy converted into AUD.

41600 - Pensions Paid

2023 Financial Year

Preparer Rhonda Wilkinson

Reviewer John Curley

Status Completed

Account Code	Description	CY Balance	LY Balance	Change
KATMAL00015P	(Pensions Paid) Kater, Malcolm - Pension (Account Based Pension)	\$44,000.00	\$35,500.00	23.94%
TOTAL		CY Balance	LY Balance	
		\$44,000.00	\$35,500.00	

Supporting Documents

- Pension Summary Report [Report](#)

Standard Checklist

- Attach copy of Pension Summary Report
- Ensure Member(s) have been advised of pension for coming year
- Ensure Minimum Pension has been paid for each account

Malcolm Kater Super

Pension Summary

As at 30 June 2023

Member Name : Kater, Malcolm

Member Age : 75* (Date of Birth : Provided)

Member Code	Pension Type	Pension Start Date	Tax Free	Min / PF	Minimum	Maximum	Gross Pension Payments	PAYG	Net Pension Payment	Amount to reach Minimum
KATMALO0015P	Account Based Pension	01/05/2016	81.13%	3.00%	\$40,190.00*	N/A	\$44,000.00	\$0.00	\$44,000.00	NIL

*COVID-19 50% reduction has been applied to the minimum pension amount.

					\$40,190.00	\$0.00	\$44,000.00	\$0.00	\$44,000.00	\$0.00
--	--	--	--	--	--------------------	---------------	--------------------	---------------	--------------------	---------------

Total :

					\$40,190.00	\$0.00	\$44,000.00	\$0.00	\$44,000.00	\$0.00
--	--	--	--	--	--------------------	---------------	--------------------	---------------	--------------------	---------------

*Age as at 01/07/2022 or pension start date for new pensions.

48500 - Income Tax Expense

2023 Financial Year

Preparer Rhonda Wilkinson

Reviewer John Curley

Status Completed

Account Code	Description	CY Balance	LY Balance	Change
48500	Income Tax Expense	(\$30,799.74)	(\$28,692.71)	7.34%
TOTAL		CY Balance	LY Balance	
		(\$30,799.74)	(\$28,692.71)	

Supporting Documents

No supporting documents

49000 - Profit/Loss Allocation Account

2023 Financial Year

Preparer Rhonda Wilkinson

Reviewer John Curley

Status Completed

Account Code	Description	CY Balance	LY Balance	Change
49000	Profit/Loss Allocation Account	\$160,701.30	(\$75,884.84)	(311.77)%
TOTAL		CY Balance	LY Balance	
		\$160,701.30	(\$75,884.84)	

Supporting Documents

No supporting documents

50000 - Members

2023 Financial Year

Preparer Rhonda Wilkinson

Reviewer John Curley

Status Completed

Account Code	Description	Opening Balance	Contribution Income	Earnings	Member Payments	Tax & Fees	Closing Balance	Change
CURJOH00006A	Curley, John - Accumulation (Accumulation)	(\$1,217.44)		(\$124.47)		\$9.57	(\$1,332.34)	9.44%
KATMAL00014A	Kater, Malcolm - Accumulation (Accumulation)	(\$558,563.29)	(\$1,890.00)	(\$61,134.96)		\$4,627.23	(\$616,961.02)	10.45%
KATMAL00015P	Kater, Malcolm - Pension (Account Based Pension)	(\$1,339,588.22)		(\$146,188.67)	\$44,000.00		(\$1,441,776.89)	7.63%
TOTAL		Opening Balance	Contribution Income	Earnings	Member Payments	Tax & Fees	Closing Balance	
		(\$1,899,368.95)	(\$1,890.00)	(\$207,448.10)	\$44,000.00	\$4,636.80	(\$2,060,070.25)	

Supporting Documents

- Members Summary [Report](#)
- Members Statements [Report](#)

Standard Checklist

Attach copies of Members Statements

Malcolm Kater Super Members Statement

Malcolm Kater
Ewenmar
Warren, New South Wales, 2824, Australia

Your Details

Date of Birth :	Provided	Nominated Beneficiaries:	N/A
Age:	76	Nomination Type:	N/A
Tax File Number:	Provided	Vested Benefits:	616,961.02
Date Joined Fund:	23/12/2015	Total Death Benefit:	616,961.02
Service Period Start Date:			
Date Left Fund:			
Member Code:	KATMAL00014A		
Account Start Date:	23/12/2015		
Account Phase:	Accumulation Phase		
Account Description:	Accumulation		

Your Balance

Total Benefits	616,961.02
<u>Preservation Components</u>	
Preserved	
Unrestricted Non Preserved	616,961.02
Restricted Non Preserved	
<u>Tax Components</u>	
Tax Free	406,997.85
Taxable	209,963.17

Your Detailed Account Summary

	This Year	Last Year
Opening balance at 01/07/2022	558,563.29	537,529.59
<u>Increases to Member account during the period</u>		
Employer Contributions	1,890.00	1,200.00
Personal Contributions (Concessional)		47,000.00
Personal Contributions (Non Concessional)		
Government Co-Contributions		
Other Contributions		
Proceeds of Insurance Policies		
Transfers In		
Net Earnings	61,134.96	(16,834.00)
Internal Transfer In		
<u>Decreases to Member account during the period</u>		
Pensions Paid		
Contributions Tax	283.52	7,230.00
Income Tax	4,343.71	3,102.30
No TFN Excess Contributions Tax		
Excess Contributions Tax		
Refund Excess Contributions		
Division 293 Tax		
Insurance Policy Premiums Paid		
Management Fees		
Member Expenses		
Benefits Paid/Transfers Out		
Superannuation Surcharge Tax		
Internal Transfer Out		
Closing balance at 30/06/2023	616,961.02	558,563.29

Malcolm Kater Super Members Statement

Malcolm Kater
Ewenmar
Warren, New South Wales, 2824, Australia

Your Details

Date of Birth :	Provided	Nominated Beneficiaries:	N/A
Age:	76	Nomination Type:	N/A
Tax File Number:	Provided	Vested Benefits:	1,441,776.89
Date Joined Fund:	23/12/2015	Total Death Benefit:	1,441,776.89
Service Period Start Date:			
Date Left Fund:			
Member Code:	KATMAL00015P		
Account Start Date:	01/05/2016		
Account Phase:	Retirement Phase		
Account Description:	Account Based Pension		

Your Balance

Total Benefits	1,441,776.89
<u>Preservation Components</u>	
Preserved	
Unrestricted Non Preserved	1,441,776.89
Restricted Non Preserved	
<u>Tax Components</u>	
Tax Free (81.13%)	1,169,664.39
Taxable	272,112.50

Your Detailed Account Summary

	This Year	Last Year
Opening balance at 01/07/2022	1,339,588.22	1,416,482.72
<u>Increases to Member account during the period</u>		
Employer Contributions		
Personal Contributions (Concessional)		
Personal Contributions (Non Concessional)		
Government Co-Contributions		
Other Contributions		
Proceeds of Insurance Policies		
Transfers In		
Net Earnings	146,188.67	(41,394.50)
Internal Transfer In		
<u>Decreases to Member account during the period</u>		
Pensions Paid	44,000.00	35,500.00
Contributions Tax		
Income Tax		
No TFN Excess Contributions Tax		
Excess Contributions Tax		
Refund Excess Contributions		
Division 293 Tax		
Insurance Policy Premiums Paid		
Management Fees		
Member Expenses		
Benefits Paid/Transfers Out		
Superannuation Surcharge Tax		
Internal Transfer Out		
Closing balance at 30/06/2023	1,441,776.89	1,339,588.22

Malcolm Kater Super Members Statement

John Curley
Unit 5 113 Darling St, PO Box 424
Dubbo, New South Wales, 2830, Australia

Your Details

Date of Birth :	Provided	Nominated Beneficiaries:	N/A
Age:	64	Nomination Type:	N/A
Tax File Number:	Provided	Vested Benefits:	1,332.34
Date Joined Fund:	19/06/2018	Total Death Benefit:	1,332.34
Service Period Start Date:	19/06/2018		
Date Left Fund:			
Member Code:	CURJOH00006A		
Account Start Date:	19/06/2018		
Account Phase:	Accumulation Phase		
Account Description:	Accumulation		

Your Balance

Total Benefits	1,332.34
<u>Preservation Components</u>	
Preserved	1,332.34
Unrestricted Non Preserved	
Restricted Non Preserved	
<u>Tax Components</u>	
Tax Free	1,187.51
Taxable	144.83

Your Detailed Account Summary

	This Year	Last Year
Opening balance at 01/07/2022	1,217.44	1,266.48
<u>Increases to Member account during the period</u>		
Employer Contributions		
Personal Contributions (Concessional)		
Personal Contributions (Non Concessional)		
Government Co-Contributions		
Other Contributions		
Proceeds of Insurance Policies		
Transfers In		
Net Earnings	124.47	(40.79)
Internal Transfer In		
<u>Decreases to Member account during the period</u>		
Pensions Paid		
Contributions Tax		
Income Tax	9.57	8.25
No TFN Excess Contributions Tax		
Excess Contributions Tax		
Refund Excess Contributions		
Division 293 Tax		
Insurance Policy Premiums Paid		
Management Fees		
Member Expenses		
Benefits Paid/Transfers Out		
Superannuation Surcharge Tax		
Internal Transfer Out		
Closing balance at 30/06/2023	1,332.34	1,217.44

Malcolm Kater Super Members Summary

As at 30 June 2023

Opening Balances	Increases				Decreases					Closing Balance	
	Contributions	Transfers In	Net Earnings	Insurance Proceeds	Pensions Paid	Contributions Tax	Taxes Paid	Benefits Paid/ Transfers Out	Insurance Premiums		Member Expenses
Malcolm Kater (Age: 76)											
KATMAL00014A - Accumulation											
558,563.29	1,890.00		61,134.96			283.52	4,343.71				616,961.02
KATMAL00015P - Account Based Pension - Tax Free: 81.13%											
1,339,588.22			146,188.67		44,000.00						1,441,776.89
1,898,151.51	1,890.00		207,323.63		44,000.00	283.52	4,343.71				2,058,737.91
John Curley (Age: 64)											
CURJOH00006A - Accumulation											
1,217.44			124.47				9.57				1,332.34
1,217.44			124.47				9.57				1,332.34
1,899,368.95	1,890.00		207,448.10		44,000.00	283.52	4,353.28				2,060,070.25

60400 - Bank Accounts

2023 Financial Year

Preparer Rhonda Wilkinson

Reviewer John Curley

Status Completed

Account Code	Description	CY Balance	LY Balance	Change
JBWERECASHMKS	JB Were Cash Account	\$32,703.09	\$15,974.14	104.73%
NAB906838459	NAB Ac	\$296,210.48	\$266,990.98	10.94%
TOTAL		CY Balance	LY Balance	
		\$328,913.57	\$282,965.12	

Supporting Documents

- Bank Statement Report [Report](#)
- NAB Statement 97.pdf
- 2023 JB Were Cash Account.pdf
- NAB Statement 95.pdf
- NAB Statement 96.pdf

Standard Checklist

- Attach Copies of Bank Statements
- Attach copy of Bank Statement Report
- Ensure all Balances match Statement Balances at June 30
- Ensure all Transactions have been entered

Malcolm Kater Super Bank Statement Report

For The Period 01 July 2022 to 30 June 2023

Chart Code: 60400 / JBWERECASHMKS

Account Name: JB Were Cash Account

BSB and Account Number:

Opening Balance	-	Total Debits	+	Total Credits	=	Closing Balance
\$ 15,974.14		\$ 34,255.41		\$ 50,984.36		\$ 32,703.09

Data Feed Used

Date	Description	Debit \$	Credit \$	Ledger Balance \$	Statement Balance \$	Variance \$
01/07/2022	Opening Balance			15,974.14		
13/07/2022			105.41	16,079.55		
19/07/2022			60.93	16,140.48		
19/07/2022			64.80	16,205.28		
20/07/2022		978.38		15,226.90		
28/07/2022			14.74	15,241.64		
29/07/2022			14.48	15,256.12		
02/08/2022			288.20	15,544.32		
04/08/2022			64.13	15,608.45		
15/08/2022			159.16	15,767.61		
16/08/2022			23.41	15,791.02		
22/08/2022			390.68	16,181.70		
25/08/2022			195.00	16,376.70		
30/08/2022			432.92	16,809.62		
31/08/2022			22.74	16,832.36		
01/09/2022			30.95	16,863.31		
06/09/2022			22.50	16,885.81		

Malcolm Kater Super
Bank Statement Report

For The Period 01 July 2022 to 30 June 2023

Date	Description	Debit \$	Credit \$	Ledger Balance \$	Statement Balance \$	Variance \$
07/09/2022			544.65	17,430.46		
12/09/2022			236.26	17,666.72		
13/09/2022			77.24	17,743.96		
14/09/2022			28.30	17,772.26		
15/09/2022			184.55	17,956.81		
15/09/2022			185.97	18,142.78		
19/09/2022			511.07	18,653.85		
19/09/2022			523.68	19,177.53		
19/09/2022			142.43	19,319.96		
19/09/2022			181.51	19,501.47		
20/09/2022			48.07	19,549.54		
20/09/2022			219.11	19,768.65		
30/09/2022			30.67	19,799.32		
12/10/2022			113.52	19,912.84		
18/10/2022			65.10	19,977.94		
19/10/2022			77.32	20,055.26		
19/10/2022			4,413.04	24,468.30		
19/10/2022			6,092.99	30,561.29		
19/10/2022			6,463.17	37,024.46		
19/10/2022			7,889.08	44,913.54		
19/10/2022		984.31		43,929.23		

Malcolm Kater Super
Bank Statement Report

For The Period 01 July 2022 to 30 June 2023

Date	Description	Debit \$	Credit \$	Ledger Balance \$	Statement Balance \$	Variance \$
21/10/2022		30,296.55		13,632.68		
28/10/2022			16.02	13,648.70		
31/10/2022			38.86	13,687.56		
03/11/2022			70.30	13,757.86		
03/11/2022			479.11	14,236.97		
15/11/2022			204.99	14,441.96		
22/11/2022			31.17	14,473.13		
22/11/2022			115.68	14,588.81		
24/11/2022			25.08	14,613.89		
25/11/2022			241.80	14,855.69		
28/11/2022			612.58	15,468.27		
30/11/2022			31.09	15,499.36		
30/11/2022			546.54	16,045.90		
01/12/2022			26.98	16,072.88		
05/12/2022			658.03	16,730.91		
08/12/2022			66.49	16,797.40		
12/12/2022			275.89	17,073.29		
13/12/2022			77.92	17,151.21		
15/12/2022			217.30	17,368.51		
15/12/2022			219.63	17,588.14		
19/12/2022			31.14	17,619.28		

Malcolm Kater Super
Bank Statement Report

For The Period 01 July 2022 to 30 June 2023

Date	Description	Debit \$	Credit \$	Ledger Balance \$	Statement Balance \$	Variance \$
19/12/2022			636.17	18,255.45		
19/12/2022			648.64	18,904.09		
19/12/2022			164.26	19,068.35		
19/12/2022			210.25	19,278.60		
20/12/2022			251.12	19,529.72		
21/12/2022			48.12	19,577.84		
30/12/2022			40.90	19,618.74		
16/01/2023			110.43	19,729.17		
17/01/2023			58.98	19,788.15		
18/01/2023		997.21		18,790.94		
20/01/2023			68.74	18,859.68		
24/01/2023			14.88	18,874.56		
31/01/2023			48.27	18,922.83		
01/02/2023			584.18	19,507.01		
03/02/2023			63.83	19,570.84		
15/02/2023			229.58	19,800.42		
17/02/2023			113.72	19,914.14		
17/02/2023			610.42	20,524.56		
22/02/2023			24.36	20,548.92		
22/02/2023			652.20	21,201.12		
27/02/2023			271.05	21,472.17		

Malcolm Kater Super
Bank Statement Report

For The Period 01 July 2022 to 30 June 2023

Date	Description	Debit \$	Credit \$	Ledger Balance \$	Statement Balance \$	Variance \$
27/02/2023			680.60	22,152.77		
28/02/2023			46.71	22,199.48		
01/03/2023			27.19	22,226.67		
06/03/2023			703.84	22,930.51		
10/03/2023			285.15	23,215.66		
10/03/2023			87.55	23,303.21		
15/03/2023			228.48	23,531.69		
15/03/2023			231.11	23,762.80		
16/03/2023			32.43	23,795.23		
17/03/2023			680.16	24,475.39		
17/03/2023			692.49	25,167.88		
17/03/2023			167.66	25,335.54		
17/03/2023			214.89	25,550.43		
20/03/2023			259.31	25,809.74		
27/03/2023			53.17	25,862.91		
31/03/2023			67.39	25,930.30		
13/04/2023			114.56	26,044.86		
13/04/2023			88.09	26,132.95		
18/04/2023			71.68	26,204.63		
19/04/2023		998.96		25,205.67		
27/04/2023			15.39	25,221.06		

Malcolm Kater Super
Bank Statement Report

For The Period 01 July 2022 to 30 June 2023

Date	Description	Debit \$	Credit \$	Ledger Balance \$	Statement Balance \$	Variance \$
28/04/2023			66.16	25,287.22		
01/05/2023			170.30	25,457.52		
02/05/2023			600.47	26,057.99		
03/05/2023			67.92	26,125.91		
15/05/2023			236.30	26,362.21		
17/05/2023			374.32	26,736.53		
17/05/2023			98.85	26,835.38		
22/05/2023			26.12	26,861.50		
22/05/2023			654.82	27,516.32		
25/05/2023			265.20	27,781.52		
26/05/2023			711.23	28,492.75		
31/05/2023			86.35	28,579.10		
01/06/2023			27.88	28,606.98		
05/06/2023			753.27	29,360.25		
13/06/2023			328.85	29,689.10		
13/06/2023			86.21	29,775.31		
14/06/2023			31.83	29,807.14		
15/06/2023			250.02	30,057.16		
15/06/2023			253.17	30,310.33		
19/06/2023			191.75	30,502.08		
19/06/2023			246.13	30,748.21		

Malcolm Kater Super
Bank Statement Report

For The Period 01 July 2022 to 30 June 2023

Date	Description	Debit \$	Credit \$	Ledger Balance \$	Statement Balance \$	Variance \$
20/06/2023			757.21	31,505.42		
20/06/2023			769.81	32,275.23		
20/06/2023			51.61	32,326.84		
20/06/2023			281.22	32,608.06		
30/06/2023			95.03	32,703.09		
30/06/2023	CLOSING BALANCE			32,703.09		
		<u>34,255.41</u>	<u>50,984.36</u>			

Malcolm Kater Super Bank Statement Report

For The Period 01 July 2022 to 30 June 2023

Chart Code: 60400 / NAB906838459

Account Name: NAB Ac

BSB and Account Number: 082564 906838459

Opening Balance - **Total Debits** + **Total Credits** = **Closing Balance**
 \$ 266,990.98 \$ 44,000.00 \$ 73,219.50 \$ 296,210.48

Data Feed Used

BGL Bank Data Service

Date	Description	Debit \$	Credit \$	Ledger Balance \$	Statement Balance \$	Variance \$
01/07/2022	Opening Balance			266,990.98	266,990.98	
05/07/2022	DV23101112697 NAB INTERIM DIV 531543 [System Matched Income Data]		7,971.60	274,962.58	274,962.58	
08/07/2022	001278218230 ORICA DIV 279053 [System Matched Income Data]		47.19	275,009.77	275,009.77	
21/07/2022	001279715931 GNCITMSPLDIV 302169		1,488.00	276,497.77	276,497.77	
29/07/2022	Credit Interest		239.21	276,736.98	276,736.98	
31/08/2022	Credit Interest		406.38	277,143.36	277,143.36	
21/09/2022	SEP2200820872 CHALLENGER LTD 313324 [System Matched Income Data]		529.00	277,672.36		
21/09/2022	001282125055 TLS FNL DIV 629786 [System Matched Income Data]		508.89	278,181.25		
21/09/2022	FIN2201219340 IAG DIVIDEND PYT 325872		465.25	278,646.50		
21/09/2022	001280488142 SUN FINAL DIV 417100 [System Matched Income Data]		434.52	279,081.02	279,081.02	
23/09/2022	AF38600459151 BHP GROUP DIV 458106		2,807.02	281,888.04		
23/09/2022	001282685803 TAH FNL DIV 071224 [System Matched Income Data]		388.37	282,276.41	282,276.41	
27/09/2022	AUF2200889030 AGL PAYMENT 458106 [System Matched Income Data]		280.10	282,556.51	282,556.51	
29/09/2022	S00097049661 IFL DIVIDEND 489275 [System Matched Income Data]		758.74	283,315.25	283,315.25	
30/09/2022	Credit Interest		477.05	283,792.30	283,792.30	
05/10/2022	AUI2200813255 ADBRI LIMITED 071628 [System Matched Income Data]		315.00	284,107.30	284,107.30	
06/10/2022	001283726269 IVC ITM DIV 218892 [System Matched Income Data]		337.50	284,444.80		

Malcolm Kater Super
Bank Statement Report

For The Period 01 July 2022 to 30 June 2023

Date	Description	Debit \$	Credit \$	Ledger Balance \$	Statement Balance \$	Variance \$
06/10/2022	INT2200934301 WOODSIDE 458106		316.71	284,761.51		
06/10/2022	QUICKSPR3315673025QUICKSUPER 361578		472.50	285,234.01	285,234.01	
12/10/2022	001284708134 BSL FNL DIV 217053 [System Matched Income Data]		208.50	285,442.51	285,442.51	
18/10/2022	22OCT00815848 QUBE DIVIDEND 219036		620.00	286,062.51	286,062.51	
31/10/2022	Credit Interest		584.04	286,646.55	286,646.55	
30/11/2022	Credit Interest		632.19	287,278.74	287,278.74	
14/12/2022	DV23200606985 NAB FINAL DIV 531543 [System Matched Income Data]		8,517.60	295,796.34		
14/12/2022	001286782968 GNCFNLSPCDIV 302169		1,860.00	297,656.34	297,656.34	
16/12/2022	S00097049661 ELDERS LIMITED 255730 [System Matched Income Data]		406.00	298,062.34	298,062.34	
20/12/2022	001286434407 WBC DIVIDEND 250556 [System Matched Income Data]		6,080.00	304,142.34	304,142.34	
22/12/2022	001286713434 ORI FNL DIV 279053 [System Matched Income Data]		79.86	304,222.20	304,222.20	
30/12/2022	Credit Interest		701.62	304,923.82	304,923.82	
11/01/2023	QUICKSPR3385940839QUICKSUPER 361578		472.50	305,396.32	305,396.32	
31/01/2023	Credit Interest		789.38	306,185.70	306,185.70	
28/02/2023	Credit Interest		734.84	306,920.54	306,920.54	
21/03/2023	MAR2300819631 CHALLENGER LTD 313324 [System Matched Income Data]		552.00	307,472.54		
21/03/2023	001291745731 TAH DIV 071224 [System Matched Income Data]		77.67	307,550.21	307,550.21	
23/03/2023	INT2301385827 IAG DIVIDEND PYT 325872 [System Matched Income Data]		558.30	308,108.51		
23/03/2023	001293610951 TLC DIV 302169 [System Matched Income Data]		537.75	308,646.26	308,646.26	
24/03/2023	AUI2300866798 AGL PAYMENT 458106 [System Matched Income Data]		224.08	308,870.34	308,870.34	
28/03/2023	001293720287 BSL ITM DIV 217053 [System Matched Income Data]		208.50	309,078.84		

Malcolm Kater Super
Bank Statement Report

For The Period 01 July 2022 to 30 June 2023

Date	Description	Debit \$	Credit \$	Ledger Balance \$	Statement Balance \$	Variance \$
30/03/2023	AI38700449448 BHP GROUP DIV 458106 [System Matched Income Data]		1,500.00	310,578.84		
31/03/2023	001289889020 SUN INTERIM DIV 417100 [System Matched Income Data]		843.48	311,422.32		
31/03/2023	001293095216 TLS ITM DIV 629786 [System Matched Income Data]		508.89	311,931.21		
31/03/2023	Credit Interest		884.27	312,815.48	312,815.48	
03/04/2023	S00097049661 IFL DIVIDEND 489275 [System Matched Income Data]		675.15	313,490.63		
03/04/2023	23FIN01043957 AMP LIMITED 361301 [System Matched Income Data]		234.38	313,725.01	313,725.01	
05/04/2023	FIN2200953597 WOODSIDE 458106 [System Matched Income Data]		426.57	314,151.58	314,151.58	
06/04/2023	001294988922 IVC DIV 218892 [System Matched Income Data]		275.00	314,426.58	314,426.58	
11/04/2023	QUICKSPR3451000894QUICKSUPER 361578		472.50	314,899.08	314,899.08	
13/04/2023	23APR00815105 QUBE DIVIDEND 219036 [System Matched Income Data]		581.25	315,480.33		
21/04/2023	ATO004000017563462ATO 012721		14,372.39	329,852.72	329,852.72	
28/04/2023	Credit Interest		842.62	330,695.34	330,695.34	
31/05/2023	Credit Interest		1,094.91	331,790.25	331,790.25	
09/06/2023	Cheques (paid) - ChqRef:0000129	44,000.00		287,790.25	287,790.25	
20/06/2023	QUICKSPR3504404985QUICKSUPER 361578		472.50	288,262.75	288,262.75	
22/06/2023	S00097049661 ELDERS LIMITED 255730 [System Matched Income Data]		333.50	288,596.25	288,596.25	
27/06/2023	001296337515 WBC DIVIDEND 250556 [System Matched Income Data]		6,650.00	295,246.25	295,246.25	
30/06/2023	Credit Interest		964.23	296,210.48	296,210.48	
30/06/2023	CLOSING BALANCE			296,210.48	296,210.48	
		<u>44,000.00</u>	<u>73,219.50</u>			

Cash transactions

01 Jul 2022 to 30 Jun 2023

EUR FX Account

Date	Transaction	Narration	Withdrawal EUR	Deposit EUR	Value AUD	Balance EUR		
01/07/2022	Opening Balance					74.12		
17/02/2023	Internal Transfer Out	SELL EUR 74.12 and BUY AUD @ 0.6518	-74.12	-	-113.72	-		
		Opening balance EUR	Withdrawals EUR	Deposits EUR		Closing balance EUR	Closing balance AUD	30/06/2023 Forex rate
EUR FX Account summary		74.12	-74.12	-		-	-	1.637

JBWere Cash Account

Date	Transaction	Narration	Withdrawal \$	Deposit \$	Balance \$
01/07/2022	Opening Balance				15,974.14
13/07/2022	Income	MRK:US DIV	-	105.41 ✓	16,079.55
19/07/2022	Income	SLB:US DIV	-	60.93 ✓	16,140.48
19/07/2022	Income	MDLZ:US DIV	-	64.80 ✓	16,205.28
20/07/2022	Portfolio Fee	JUN-22 QTR MAP Premium - Invoice 120289	-978.38 ✓	-	15,226.90
28/07/2022	Income	MU:US DIV	-	14.74 ✓	15,241.64
29/07/2022	Interest Receipt	Interest	-	14.48 ✓	15,256.12
02/08/2022	Income	COUPON BOQ0726A	-	288.20 ✓	15,544.32
04/08/2022	Income	JPM:US DIV	-	64.13 ✓	15,608.45
15/08/2022	Income	DIVIDEND From BOQPF QRT DST Ref: 001279896037	-	159.16 ✓	15,767.61
16/08/2022	Income	AAPL:US DIV	-	23.41 ✓	15,791.02
22/08/2022	Income	COUPON NAB1131A	-	390.68 ✓	16,181.70
25/08/2022	Income	DIVIDEND From CHALLENGER LTD Ref: 22AUG/00803667	-	195.00 ✓	16,376.70
30/08/2022	Income	COUPON LFP0224A	-	432.92 ✓	16,809.62
31/08/2022	Interest Receipt	Interest	-	22.74 ✓	16,832.36
01/09/2022	Income	SMSN:LI DIV	-	30.95 ✓	16,863.31
06/09/2022	Income	V:US DIV	-	22.50 ✓	16,885.81
07/09/2022	Income	COUPON MEB1223A	-	544.65 ✓	17,430.46
12/09/2022	Income	DIVIDEND From MQGPD DST Ref: 001282745007	-	236.26 ✓	17,666.72
13/09/2022	Income	AMGN:US DIV	-	77.24 ✓	17,743.96

Malcolm Kater Super - PMA

Cash transactions

01 Jul 2022 to 30 Jun 2023

JBWere

JBWere Cash Account continued

Date	Transaction	Narration	Withdrawal \$	Deposit \$	Balance \$
14/09/2022	Income	MSFT:US DIV	-	28.30 ✓	17,772.26
15/09/2022	Income	DIVIDEND From BENPHD1121060108 Ref: S00125118437	-	184.55 ✓	17,956.81
15/09/2022	Income	DIVIDEND From PERLS XI DST Ref: 001284123169	-	185.97 ✓	18,142.78
19/09/2022	Income	COUPON IAG0645A	-	511.07 ✓	18,653.85
19/09/2022	Income	COUPON IAG1226A	-	523.68 ✓	19,177.53
19/09/2022	Income	DIVIDEND From SUNPG QRT DST Ref: 001283595897	-	142.43 ✓	19,319.96
19/09/2022	Income	DIVIDEND From NABPH SEP DIS Ref: PH231/00822035	-	181.51 ✓	19,501.47
20/09/2022	Income	HD:US DIV	-	48.07 ✓	19,549.54
20/09/2022	Income	INTEREST From ANZ CAP NOTES 4 Ref: C4S22/00616746	-	219.11 ✓	19,768.65
30/09/2022	Interest Receipt	Interest	-	30.67 ✓	19,799.32
12/10/2022	Income	MRK:US DIV	-	113.52 ✓	19,912.84
18/10/2022	Income	SLB:US DIV	-	65.10 ✓	19,977.94
19/10/2022	Income	MDLZ:US DIV	-	77.32 ✓	20,055.26
19/10/2022	Stock Sell	Sold 145 FRESENIUS SE & CO \$31.30 [DAX] 17-OCT-2022 Ref: 27092771	-	4,413.04 ✓	24,468.30
19/10/2022	Stock Sell	Sold 4 SAMSUNG ELECTRONICS GDR \$1554.50 [LSE] 17-OCT-2022 Ref: 27093715	-	6,092.99 ✓	30,561.29
19/10/2022	Stock Sell	Sold 55 Alibaba Group Holding Ltd \$119.79 [NYSE] 17-OCT-2022 Ref: 27093277	-	6,463.17 ✓	37,024.46
19/10/2022	Stock Sell	Sold 60 APTIV PLC \$133.57 [NYSE] 17-OCT-2022 Ref: 27093259	-	7,889.08 ✓	44,913.54
19/10/2022	Portfolio Fee	SEP-22 QTR MAP Premium - Invoice 129526	-984.31 ✓	-	43,929.23
21/10/2022	Stock Purchase	Bought 85 ISHARES S&P 500 AUD HEDGED ETF EXCHANGE TRADED FUND UNITS \$356.43 [ASX] 19-OCT-2022 Ref:	-30,296.55 ✓	-	13,632.68
28/10/2022	Income	MU:US DIV	-	16.02 ✓	13,648.70
31/10/2022	Interest Receipt	Interest	-	38.86 ✓	13,687.56
03/11/2022	Income	JPM:US DIV	-	70.30 ✓	13,757.86
03/11/2022	Income	COUPON BOQ0726A	-	479.11 ✓	14,236.97

Malcolm Kater Super - PMA

Cash transactions

01 Jul 2022 to 30 Jun 2023

JBWere Cash Account continued

Date	Transaction	Narration	Withdrawal \$	Deposit \$	Balance \$
15/11/2022	Income	DIVIDEND From BOQPF QRT DST Ref: 001285467483	-	204.99 ✓	14,441.96
22/11/2022	Income	DG:FP DIV	-	115.68 ✓	14,557.64
24/11/2022	Income	AAPL:US DIV	-	25.08 ✓	14,582.72
25/11/2022	Income	DIVIDEND From CHALLENGER LTD Ref: 22NOV/00803658	-	241.80 ✓	14,824.52
29/11/2022	Income	SMSN:LI DIV	-	31.17 ✓	14,855.69
30/11/2022	Interest Receipt	Interest	-	31.09 ✓	14,886.78
30/11/2022	Income	COUPON NAB1131A	-	546.54 ✓	15,433.32
01/12/2022	Income	COUPON LFP0224A	-	612.58 ✓	16,045.90
08/12/2022	Income	V:US DIV	-	26.98 ✓	16,072.88
08/12/2022	Income	MC:FP DIV	-	66.49 ✓	16,139.37
08/12/2022	Income	COUPON MEB1223A	-	658.03 ✓	16,797.40
12/12/2022	Income	DIVIDEND From MQGPD DST Ref: 001287242024	-	275.89 ✓	17,073.29
13/12/2022	Income	AMGN:US DIV	-	77.92 ✓	17,151.21
15/12/2022	Income	DIVIDEND From BENPHDI121060108 Ref: S00125118437	-	217.30 ✓	17,368.51
15/12/2022	Income	DIVIDEND From PERLS XI DST Ref: 001287546896	-	219.63 ✓	17,588.14
19/12/2022	Income	MSFT:US DIV	-	31.14 ✓	17,619.28
19/12/2022	Income	COUPON IAG0645A	-	636.17 ✓	18,255.45
19/12/2022	Income	COUPON IAG1226A	-	648.64 ✓	18,904.09
19/12/2022	Income	DIVIDEND From SUNPG QRT DST Ref: 001287331682	-	164.26 ✓	19,068.35
19/12/2022	Income	DIVIDEND From NABPH DEC DIS Ref: PH232/00822039	-	210.25 ✓	19,278.60
20/12/2022	Income	INTEREST From CAP NOTES 4 DIST Ref: C4D22/00616579	-	251.12 ✓	19,529.72
21/12/2022	Income	HD:US DIV	-	48.12 ✓	19,577.84
30/12/2022	Interest Receipt	Interest	-	40.90 ✓	19,618.74
16/01/2023	Income	MRK:US DIV	-	110.43 ✓	19,729.17
17/01/2023	Income	SLB:US DIV	-	58.98 ✓	19,788.15
18/01/2023	Portfolio Fee	DEC-22 QTR MAP Premium - Invoice 139250	-997.21 ✓	-	18,790.94

Malcolm Kater Super - PMA

Cash transactions

01 Jul 2022 to 30 Jun 2023

JBWere Cash Account continued

Date	Transaction	Narration	Withdrawal \$	Deposit \$	Balance \$
20/01/2023	Income	MDLZ:US DIV	-	68.74 ✓	18,859.68
24/01/2023	Income	MU:US DIV	-	14.88 ✓	18,874.56
31/01/2023	Interest Receipt	Interest	-	48.27 ✓	18,922.83
01/02/2023	Income	COUPON BOQ0726A	-	584.18 ✓	19,507.01
03/02/2023	Income	JPM:US DIV	-	63.83 ✓	19,570.84
15/02/2023	Income	DIVIDEND From BOQPF QRT DST Ref: 001289478114	-	229.58 ✓	19,800.42
17/02/2023	Internal Transfer In	SELL EUR 74.12 and BUY AUD @ 0.6518	-	113.72 ✓	19,914.14
17/02/2023	Internal Transfer In	SELL USD 426.93 and BUY AUD @ 0.6994	-	610.42 ✓	20,524.56
22/02/2023	Income	AAPL:US DIV	-	24.36 ✓	20,548.92
22/02/2023	Income	COUPON NAB1131A	-	652.20 ✓	21,201.12
27/02/2023	Income	DIVIDEND From CHALLENGER LTD Ref: 23FEB/00803838	-	271.05 ✓	21,472.17
28/02/2023	Interest Receipt	Interest	-	46.71 ✓	21,518.88
01/03/2023	Income	COUPON LFP0224A	-	680.60 ✓	22,199.48
06/03/2023	Income	V:US DIV	-	27.19 ✓	22,226.67
08/03/2023	Income	COUPON MEB1223A	-	703.84 ✓	22,930.51
10/03/2023	Income	DIVIDEND From MQGPD DST Ref: 001292175438	-	285.15 ✓	23,215.66
13/03/2023	Income	AMGN:US DIV	-	87.55 ✓	23,303.21
15/03/2023	Income	DIVIDEND From S00125118437 Ref: BENPHDI121060108	-	228.48 ✓	23,531.69
15/03/2023	Income	DIVIDEND From PERLS XI DST Ref: 001293971558	-	231.11 ✓	23,762.80
16/03/2023	Income	MSFT:US DIV	-	32.43 ✓	23,795.23
17/03/2023	Income	COUPON IAG0645A	-	680.16 ✓	24,475.39
17/03/2023	Income	COUPON IAG1226A	-	692.49 ✓	25,167.88
17/03/2023	Income	DIVIDEND From SUNPG QRT DST Ref: 001293358527	-	167.66 ✓	25,335.54
17/03/2023	Income	DIVIDEND From NABPH MAR DIS Ref: PH233/00821790	-	214.89 ✓	25,550.43
20/03/2023	Income	INTEREST From CAP NOTES 4 DIST Ref: C4M23/00616461	-	259.31 ✓	25,809.74
27/03/2023	Income	HD:US DIV	-	53.17 ✓	25,862.91

Malcolm Kater Super - PMA



Cash transactions

01 Jul 2022 to 30 Jun 2023

JBWere Cash Account continued

Date	Transaction	Narration	Withdrawal \$	Deposit \$	Balance \$
31/03/2023	Interest Receipt	Interest	-	67.39 ✓	25,930.30
13/04/2023	Income	SLB:US DIV	-	88.09 ✓	26,018.39
13/04/2023	Income	MRK:US DIV	-	114.56 ✓	26,132.95
18/04/2023	Income	MDLZ:US DIV	-	71.68 ✓	26,204.63
19/04/2023	Portfolio Fee	MAR-23 QTR MAP Premium - Invoice 148817	-998.96 ✓	-	25,205.67
27/04/2023	Income	MU:US DIV	-	15.39 ✓	25,221.06
28/04/2023	Interest Receipt	Interest	-	66.16 ✓	25,287.22
01/05/2023	Sundry Deposit	MC:FP DIV	-	87.22 ✓	25,374.44
01/05/2023	Income	AIR:FP DIV	-	170.30 ✓	25,544.74
01/05/2023	Sundry Deposit	DG:FP DIV	-	330.28 ✓	25,875.02
02/05/2023	Income	COUPON BOQ0726A	-	600.47 ✓	26,475.49
03/05/2023	Income	JPM:US DIV	-	67.92 ✓	26,543.41
15/05/2023	Income	DIVIDEND From BOQPF QRT DST Ref: 001295688993	-	236.30 ✓	26,779.71
17/05/2023	Income	MC:FP DIV	-	98.85 ✓	26,878.56
17/05/2023	Income	DG:FP DIV	-	374.32 ✓	27,252.88
17/05/2023	Sundry Withdrawal	MC:FP DIV REVERSAL	-87.22	-	27,165.66
17/05/2023	Sundry Withdrawal	DG:FP DIV REVERSAL	-330.28	-	26,835.38
22/05/2023	Income	AAPL:US DIV	-	26.12 ✓	26,861.50
22/05/2023	Income	COUPON NAB1131A	-	654.82 ✓	27,516.32
25/05/2023	Income	DIVIDEND From CHALLENGER LTD Ref: 23MAY/00803844	-	265.20 ✓	27,781.52
30/05/2023	Income	COUPON LFP0224A	-	711.23 ✓	28,492.75
31/05/2023	Interest Receipt	Interest	-	86.35 ✓	28,579.10
06/06/2023	Income	V:US DIV	-	27.88 ✓	28,606.98
07/06/2023	Income	COUPON MEB1223A	-	753.27 ✓	29,360.25
13/06/2023	Income	AMGN:US DIV	-	86.21 ✓	29,446.46
13/06/2023	Income	DIVIDEND From MQGPD DST Ref: 001297676179	-	328.85 ✓	29,775.31
14/06/2023	Income	MSFT:US DIV	-	31.83 ✓	29,807.14
15/06/2023	Income	DIVIDEND From S00125118437 Ref: BENPHD1121060108	-	250.02 ✓	30,057.16

Malcolm Kater Super - PMA



Cash transactions

01 Jul 2022 to 30 Jun 2023

JBWere Cash Account continued

Date	Transaction	Narration	Withdrawal \$	Deposit \$	Balance \$	
15/06/2023	Income	DIVIDEND From PERLS XI DST Ref: 001297856925	-	253.17 ✓	30,310.33	
19/06/2023	Income	DIVIDEND From SUNPG QRT DST Ref: 001297694558	-	191.75 ✓	30,502.08	
19/06/2023	Income	DIVIDEND From NABPH JUN DIS Ref: PH234/00821541	-	246.13 ✓	30,748.21	
20/06/2023	Income	HD:US DIV	-	51.61 ✓	30,799.82	
20/06/2023	Income	COUPON IAG0645A	-	757.21 ✓	31,557.03	
20/06/2023	Income	COUPON IAG1226A	-	769.81 ✓	32,326.84	
20/06/2023	Income	INTEREST From CAP NOTES 4 DIST Ref: C4J23/00615919	-	281.22 ✓	32,608.06	
30/06/2023	Interest Receipt	Interest	-	95.03 ✓	32,703.09	
			Opening balance \$	Withdrawals \$	Deposits \$	Closing balance \$
JBWere Cash Account summary			15,974.14	-34,672.91	51,401.86	32,703.09 ✓

USD FX Account

Date	Transaction	Narration	Withdrawal USD	Deposit USD	Value AUD	Balance USD		
01/07/2022	Opening Balance					426.93		
17/02/2023	Internal Transfer Out	SELL USD 426.93 and BUY AUD @ 0.6994	-426.93	-	-610.42	-		
			Opening balance USD	Withdrawals USD	Deposits USD	Closing balance USD	Closing balance AUD	30/06/2023 Forex rate
USD FX Account summary			426.93	-426.93	-	-	-	1.5005

Important Notice: The information in the Narration column of the summary of cash transactions above has generally been sourced from third parties. We believe that the information contained in these notes is correct, however, no warranty is made as to the accuracy or reliability of any information contained in the notes.

This statement should be read in conjunction with your Transaction history statement in relation to your account for full details of all transactions carried out during the period.



Corporate Cheque Account

For further information call 13 22 65 for Personal Accounts or 13 10 12 for Business Accounts.



/001244

MALCOLM KATER SUPER
PO BOX 24
WARREN NSW 2824

Account Balance Summary

Opening balance	\$306,920.54 Cr
Total credits	\$44,928.07
Total debits	\$44,000.00
Closing balance	\$307,848.61 Cr

Statement starts 3 March 2023
Statement ends 10 August 2023

Outlet Details

Dubbo
Shops 1 & 2 & 3, 137 MacQuarie St
Dubbo NSW 2830

Account Details

MALCOLM KATER SUPER
CORPORATE CHEQUE A-C
BSB number 082-564
Account number 90-683-8459

Lending Investment & Insurance Enquiries

Banker Craig Rosenbaum
Telephone number (02) 7226 0523

For Your Information

Ransomware is a type of malicious software cybercriminals use to target businesses. Scammers may use convincing emails containing a virus to lock your computer, then they demand funds, threaten to leak data and disrupt your business. Always backup your files and remain vigilant about emails containing links or attachments, especially if they are unsolicited. Make sure you regularly update your devices and anti-virus software. Learn how to spot and protect your business from ransomware at nab.com.au/ransomware

Transaction Details

Date	Particulars	Debits	Credits	Balance
3 Mar 2023	Brought forward			306,920.54 Cr
17 Mar 2023	Please Note From Today Your Dr Interest Rate Is	9.970%		306,920.54 Cr
21 Mar 2023	001291745731 TAH Div			
	071224.....		77.67	
	MAR23/00819631 Challenger Ltd			
	313324.....		552.00	307,550.21 Cr
23 Mar 2023	001293610951 Tlc Div			
	302169.....		537.75	
	INT23/01385827 Iag Dividend Pyt			
	325872.....		558.30	308,646.26 Cr
24 Mar 2023	AUI23/00866798 AGL Payment			
	458106.....		224.08	308,870.34 Cr
28 Mar 2023	001293720287 Bsl Itm Div			
	217053.....		208.50	309,078.84 Cr
30 Mar 2023	AI387/00449448 BHP Group Div			
	458106.....		1,500.00	310,578.84 Cr
31 Mar 2023	001293095216 TLS Itm Div			
	629786.....		508.89	
	001289889020 Sun Interim Div			
	417100.....		843.48	
	Interest.....		884.27	312,815.48 Cr
	Carried forward			312,815.48 Cr

2224/30464160 / E-1244 S-3462 I-6923

Transaction Details (continued)

Date	Particulars	Debits	Credits	Balance																																				
	Brought forward			312,815.48 Cr																																				
3 Apr 2023	23FIN/01043957 AMP Limited																																							
	361301.....		234.38																																					
	S00097049661 Ifl Dividend																																							
	489275.....		675.15	313,725.01 Cr																																				
5 Apr 2023	FIN22/00953597 Woodside																																							
	458106.....		426.57	314,151.58 Cr																																				
6 Apr 2023	001294988922 Ivc Div																																							
	218892.....		275.00	314,426.58 Cr																																				
11 Apr 2023	QUICKSPR3451000894 Quicksuper																																							
	361578.....		472.50	314,899.08 Cr																																				
13 Apr 2023	23APR/00815105 Qube Dividend																																							
	219036.....		581.25	315,480.33 Cr																																				
21 Apr 2023	ATC004000017563462 ATO																																							
	012721.....		14,372.39	329,852.72 Cr																																				
28 Apr 2023	<table border="1"> <thead> <tr> <th>TRANSACTION SUMMARY</th> <th>QUANTITY</th> <th>U/COST</th> <th>FEE</th> </tr> </thead> <tbody> <tr> <td>Electronic Deposit</td> <td>1</td> <td>\$0.30</td> <td>\$0.30</td> </tr> <tr> <td>Transaction Fees</td> <td></td> <td></td> <td>\$0.30</td> </tr> <tr> <td>Account Service Fee</td> <td></td> <td></td> <td>\$0.00</td> </tr> <tr> <td>Total Fees</td> <td></td> <td></td> <td>\$0.30</td> </tr> <tr> <td>Less Fee Rebate</td> <td></td> <td></td> <td>\$0.00</td> </tr> <tr> <td>Less Free Eligible Trans.(max 50)</td> <td></td> <td></td> <td>\$0.30</td> </tr> <tr> <td>Total Fees Charged</td> <td></td> <td></td> <td>\$0.00</td> </tr> </tbody> </table>				TRANSACTION SUMMARY	QUANTITY	U/COST	FEE	Electronic Deposit	1	\$0.30	\$0.30	Transaction Fees			\$0.30	Account Service Fee			\$0.00	Total Fees			\$0.30	Less Fee Rebate			\$0.00	Less Free Eligible Trans.(max 50)			\$0.30	Total Fees Charged			\$0.00				
TRANSACTION SUMMARY	QUANTITY	U/COST	FEE																																					
Electronic Deposit	1	\$0.30	\$0.30																																					
Transaction Fees			\$0.30																																					
Account Service Fee			\$0.00																																					
Total Fees			\$0.30																																					
Less Fee Rebate			\$0.00																																					
Less Free Eligible Trans.(max 50)			\$0.30																																					
Total Fees Charged			\$0.00																																					
	Interest.....		842.62	330,695.34 Cr																																				
12 May 2023	Please Note From Today Your Dr Interest Rate Is 10.220%			330,695.34 Cr																																				
31 May 2023	Interest.....		1,094.91	331,790.25 Cr																																				
9 Jun 2023	000129.....	44,000.00		287,790.25 Cr																																				
16 Jun 2023	Please Note From Today Your Dr Interest Rate Is 10.470%			287,790.25 Cr																																				
20 Jun 2023	QUICKSPR3504404985 Quicksuper																																							
	361578.....		472.50	288,262.75 Cr																																				
22 Jun 2023	S00097049661 Elders Limited																																							
	255730.....		333.50	288,596.25 Cr																																				
27 Jun 2023	001296337515 WBC Dividend																																							
	250556.....		6,650.00	295,246.25 Cr																																				
30 Jun 2023	<table border="1"> <thead> <tr> <th>TRANSACTION SUMMARY</th> <th>QUANTITY</th> <th>U/COST</th> <th>FEE</th> </tr> </thead> <tbody> <tr> <td>Withdrawal</td> <td>1</td> <td>\$0.30</td> <td>\$0.30</td> </tr> <tr> <td>Electronic Deposit</td> <td>1</td> <td>\$0.30</td> <td>\$0.30</td> </tr> <tr> <td>Transaction Fees</td> <td></td> <td></td> <td>\$0.60</td> </tr> <tr> <td>Account Service Fee</td> <td></td> <td></td> <td>\$0.00</td> </tr> <tr> <td>Total Fees</td> <td></td> <td></td> <td>\$0.60</td> </tr> <tr> <td>Less Fee Rebate</td> <td></td> <td></td> <td>\$0.00</td> </tr> <tr> <td>Less Free Eligible Trans.(max 50)</td> <td></td> <td></td> <td>\$0.60</td> </tr> <tr> <td>Total Fees Charged</td> <td></td> <td></td> <td>\$0.00</td> </tr> </tbody> </table>				TRANSACTION SUMMARY	QUANTITY	U/COST	FEE	Withdrawal	1	\$0.30	\$0.30	Electronic Deposit	1	\$0.30	\$0.30	Transaction Fees			\$0.60	Account Service Fee			\$0.00	Total Fees			\$0.60	Less Fee Rebate			\$0.00	Less Free Eligible Trans.(max 50)			\$0.60	Total Fees Charged			\$0.00
TRANSACTION SUMMARY	QUANTITY	U/COST	FEE																																					
Withdrawal	1	\$0.30	\$0.30																																					
Electronic Deposit	1	\$0.30	\$0.30																																					
Transaction Fees			\$0.60																																					
Account Service Fee			\$0.00																																					
Total Fees			\$0.60																																					
Less Fee Rebate			\$0.00																																					
Less Free Eligible Trans.(max 50)			\$0.60																																					
Total Fees Charged			\$0.00																																					
	Interest.....		964.23	296,210.48 Cr																																				
3 Jul 2023	<p>*****</p> <p>The Following Information Concerning This Account Is Provided To Assist In Preparing Your 2022/23 Tax Return</p> <p>Credit Interest Paid - 2022/23 Financial Year 8,350.74</p> <p>Resident Withholding Tax - 2022/23 Financial Year 0.00</p> <p>If You Have Any Queries, Please Call The Account Enquiries Number On The Top Of This Statement.</p> <p>*****</p>																																							
	001297423961 ORI Itm Div																																							
	279053.....		65.34	296,275.82 Cr																																				
5 Jul 2023	DV241/01102502 NAB Interim Div																																							
	531543.....		9,063.60	305,339.42 Cr																																				
20 Jul 2023	001298815206 GNC Div																																							
	302169.....		1,488.00	306,827.42 Cr																																				
31 Jul 2023	Interest.....		1,021.19	307,848.61 Cr																																				

430464160 / E-1244 S-3462 I6924

Corporate Cheque Account

Account Details

MALCOLM KATER SUPER
CORPORATE CHEQUE A-C

BSB Number Account Number
082-564 90-683-8459

Summary of Government Charges

	From 1 July to date	Last year to 30 June
Government		
Withholding tax	\$0.00	\$0.00
Bank Account Debit (BAD) tax	\$0.00	\$0.00

Bank Accounts Debits (BAD) Tax or State Debits Duty has been abolished for all states & territories effective 1/7/2005. Any amount shown on this statement applies to debits processed on or before 30/06/2005.

For further information on any applicable rebates, fees or government charges, please refer to the NAB's "A Guide to Fees & Charges" booklet. Please retain this statement for taxation purposes

Explanatory Notes

Please check all entries and report any apparent error or possible unauthorised transaction immediately.

We may subsequently adjust debits and credits, which may result in a change to your account balance to accurately reflect the obligations between us.

For information on resolving problems or disputes, contact us on 1800 152 015, or ask at any NAB branch.

430464160/E-1244 S-3463 I-6925



Corporate Cheque Account

For further information call 13 22 65 for Personal Accounts or 13 10 12 for Business Accounts.

020/007856



MALCOLM KATER SUPER
PO BOX 24
WARREN NSW 2824

Account Balance Summary

Opening balance	\$266,990.98	Cr
Total credits	\$16,801.32	
Total debits	\$0.00	
Closing balance	\$283,792.30	Cr

Statement starts 2 July 2022

Statement ends 30 September 2022

Outlet Details

Dubbo
204-214 MacQuarie St, Dubbo NSW 2830

Lending Investment & Insurance Enquiries

Banker Craig Rosenbaum
Telephone number (02) 7226 0523

Account Details

MALCOLM KATER SUPER
CORPORATE CHEQUE A-C
BSB number 082-564
Account number 90-683-8459

For Your Information

We will be changing how often we send you paper statements. This is to align with NAB's goal to be a more sustainable organisation and to make your banking experience as simple as possible. For more information or to keep your current frequency, please visit nab.com.au/businessstatements.

Transaction Details

Date	Particulars	Debits	Credits	Balance
2 Jul 2022	Brought forward			266,990.98 Cr
5 Jul 2022	DV231/01112697 NAB Interim Div			
	531543.....		7,971.60	274,962.58 Cr
8 Jul 2022	001278218230 Orica Div			
	279053.....		47.19	275,009.77 Cr
15 Jul 2022	Please Note From Today Your Dr Interest Rate Is 7.720%			275,009.77 Cr
21 Jul 2022	001279715931 Gncitmspldiv			
	302169.....		1,488.00	276,497.77 Cr
29 Jul 2022	Interest.....		239.21	276,736.98 Cr
12 Aug 2022	Please Note From Today Your Dr Interest Rate Is 8.220%			276,736.98 Cr
31 Aug 2022	Interest.....		406.38	277,143.36 Cr
16 Sep 2022	Please Note From Today Your Dr Interest Rate Is 8.720%			277,143.36 Cr
21 Sep 2022	001280488142 Sun Final Div			
	417100.....		434.52	
	FIN22/01219340 Iag Dividend Pyt			
	325872.....		465.25	
	001282125055 TLS Fnl Div			
	629786.....		508.89	
	SEP22/00820872 Challenger Ltd			
	313324.....		529.00	279,081.02 Cr
23 Sep 2022	001282685803 TAH Fnl Div			
	071224.....		388.37	
	AF386/00459151 BHP Group Div			
	458106.....		2,807.02	282,276.41 Cr
27 Sep 2022	AUF22/00889030 AGL Payment			
	458106.....		280.10	282,556.51 Cr
	Carried forward			282,556.51 Cr

273/7207/M007856/S013127/ID26253

Transaction Details (continued)

Date	Particulars	Debits	Credits	Balance
	Brought forward			282,556.51 Cr
29 Sep 2022	S00097049661 Ifl Dividend			
	489275.....		758.74	283,315.25 Cr
30 Sep 2022	Interest.....		477.05	283,792.30 Cr

Summary of Government Charges

	From 1 July to date	Last year to 30 June
Government		
Withholding tax	\$0.00	\$0.00
Bank Account Debit (BAD) tax	\$0.00	\$0.00

Bank Accounts Debits (BAD) Tax or State Debits Duty has been abolished for all states & territories effective 1/7/2005. Any amount shown on this statement applies to debits processed on or before 30/06/2005.

For further information on any applicable rebates, fees or government charges, please refer to the NAB's "A Guide to Fees & Charges" booklet. Please retain this statement for taxation purposes

Explanatory Notes

Please check all entries and report any apparent error or possible unauthorised transaction immediately.

We may subsequently adjust debits and credits, which may result in a change to your account balance to accurately reflect the obligations between us.

For information on resolving problems or disputes, contact us on 1800 152 015, or ask at any NAB branch.

273/72/07/M007856/S0131.17/ID26254



Corporate Cheque Account

For further information call 13 22 65 for Personal Accounts or 13 10 12 for Business Accounts.

020/000529



MALCOLM KATER SUPER
PO BOX 24
WARREN NSW 2824

Account Balance Summary

Opening balance	\$283,792.30	Cr
Total credits	\$23,128.24	
Total debits	\$0.00	
Closing balance	\$306,920.54	Cr

Statement starts 1 October 2022

Statement ends 2 March 2023

Outlet Details

Dubbo
204-214 MacQuarie St, Dubbo NSW 2830

Lending Investment & Insurance Enquiries

Banker Craig Rosenbaum
Telephone number (02) 7226 0523

Account Details

MALCOLM KATER SUPER
CORPORATE CHEQUE A-C
BSB number 082-564
Account number 90-683-8459

Transaction Details

Date	Particulars	Debits	Credits	Balance
1 Oct 2022	Brought forward			283,792.30 Cr
5 Oct 2022	AUI22/00813255 Adbri Limited 071628.....		315.00	284,107.30 Cr
6 Oct 2022	INT22/00934301 Woodside 458106..... 001283726269 Ivc Itm Div 218892..... QUICKSPR3315673025 Quicksuper 361578.....		316.71 337.50 472.50	285,234.01 Cr
12 Oct 2022	001284708134 Bsl Fnl Div 217053.....		208.50	285,442.51 Cr
14 Oct 2022	Please Note From Today Your Dr Interest Rate Is 8.970%			285,442.51 Cr
18 Oct 2022	22OCT/00815848 Qube Dividend 219036.....		620.00	286,062.51 Cr
31 Oct 2022	TRANSACTION SUMMARY QUANTITY U/COST FEE Electronic Deposit 1 \$0.30 \$0.30 Transaction Fees \$0.30 Account Service Fee \$0.00 Total Fees \$0.30 Less Fee Rebate \$0.00 Less Free Eligible Trans.(max 50) \$0.30 Total Fees Charged \$0.00			
	Interest.....		584.04	286,646.55 Cr
11 Nov 2022	Please Note From Today Your Dr Interest Rate Is 9.220%			286,646.55 Cr
30 Nov 2022	Interest.....		632.19	287,278.74 Cr
14 Dec 2022	001286782968 Gncfnlspcdiv 302169..... DV232/00606985 NAB Final Div 531543.....		1,860.00 8,517.60	297,656.34 Cr
16 Dec 2022	Please Note From Today Your Dr Interest Rate Is 9.470% S00097049661 Elders Limited Carried forward			297,656.34 Cr

061/72/01/M000529/S000940/001879

Transaction Details (continued)

Date	Particulars	Debits	Credits	Balance																																
	Brought forward			297,656.34 Cr																																
	255730.....		406.00	298,062.34 Cr																																
20 Dec 2022	001286434407 WBC Dividend																																			
	250556.....		6,080.00	304,142.34 Cr																																
22 Dec 2022	001286713434 ORI Fnl Div																																			
	279053.....		79.86	304,222.20 Cr																																
30 Dec 2022	Interest.....		701.62	304,923.82 Cr																																
11 Jan 2023	QUICKSPR3385940839 Quicksuper																																			
	361578.....		472.50	305,396.32 Cr																																
31 Jan 2023	<table border="1"> <thead> <tr> <th>TRANSACTION SUMMARY</th> <th>QUANTITY</th> <th>U/COST</th> <th>FEE</th> </tr> </thead> <tbody> <tr> <td>Electronic Deposit</td> <td>1</td> <td>\$0.30</td> <td>\$0.30</td> </tr> <tr> <td>Transaction Fees</td> <td></td> <td></td> <td>\$0.30</td> </tr> <tr> <td>Account Service Fee</td> <td></td> <td></td> <td>\$0.00</td> </tr> <tr> <td>Total Fees</td> <td></td> <td></td> <td>\$0.30</td> </tr> <tr> <td>Less Fee Rebate</td> <td></td> <td></td> <td>\$0.00</td> </tr> <tr> <td>Less Free Eligible Trans.(max 50)</td> <td></td> <td></td> <td>\$0.30</td> </tr> <tr> <td>Total Fees Charged</td> <td></td> <td></td> <td>\$0.00</td> </tr> </tbody> </table>				TRANSACTION SUMMARY	QUANTITY	U/COST	FEE	Electronic Deposit	1	\$0.30	\$0.30	Transaction Fees			\$0.30	Account Service Fee			\$0.00	Total Fees			\$0.30	Less Fee Rebate			\$0.00	Less Free Eligible Trans.(max 50)			\$0.30	Total Fees Charged			\$0.00
TRANSACTION SUMMARY	QUANTITY	U/COST	FEE																																	
Electronic Deposit	1	\$0.30	\$0.30																																	
Transaction Fees			\$0.30																																	
Account Service Fee			\$0.00																																	
Total Fees			\$0.30																																	
Less Fee Rebate			\$0.00																																	
Less Free Eligible Trans.(max 50)			\$0.30																																	
Total Fees Charged			\$0.00																																	
	Interest.....		789.38	306,185.70 Cr																																
17 Feb 2023	Please Note From Today Your Dr Interest Rate Is 9.720%			306,185.70 Cr																																
28 Feb 2023	Interest.....		734.84	306,920.54 Cr																																

Summary of Government Charges

Government	From 1 July to date	Last year to 30 June
Withholding tax	\$0.00	\$0.00
Bank Account Debit (BAD) tax	\$0.00	\$0.00

Bank Accounts Debits (BAD) Tax or State Debits Duty has been abolished for all states & territories effective 1/7/2005. Any amount shown on this statement applies to debits processed on or before 30/06/2005.

For further information on any applicable rebates, fees or government charges, please refer to the NAB's "A Guide to Fees & Charges" booklet. Please retain this statement for taxation purposes

Explanatory Notes

Please check all entries and report any apparent error or possible unauthorised transaction immediately.

We may subsequently adjust debits and credits, which may result in a change to your account balance to accurately reflect the obligations between us.

For information on resolving problems or disputes, contact us on 1800 152 015, or ask at any NAB branch.

61800 - Distributions Receivable

2023 Financial Year

Preparer Rhonda Wilkinson

Reviewer John Curley

Status Completed

Account Code	Description	CY Balance	LY Balance	Change
IHVV.AX	Ishares S&p 500 Aud Hedged Etf	\$490.15		100%
TOTAL		CY Balance	LY Balance	
		\$490.15		

Supporting Documents

◦ General Ledger [Report](#)

Standard Checklist

Review aging of amounts receivable and comment on any delay in payment

Malcolm Kater Super General Ledger

As at 30 June 2023

Transaction Date	Description	Units	Debit	Credit	Balance \$
Distributions Receivable (61800)					
	Ishares S&p 500 Aud Hedged Etf (IHVV.AX)				
30/06/2023			490.15		490.15 DR
			490.15		490.15 DR
Total Debits:			490.15		
Total Credits:			0.00		

72000 - Debt Securities (Bonds, Bills of Exchange, Promissory Notes)

2023 Financial Year

Preparer Rhonda Wilkinson

Reviewer John Curley

Status Completed

Account Code	Description	CY Units	CY Balance	LY Units	LY Balance	Change
BOQ0726A	Bank of Queensland Ltd Subordinated Bonds	50000.000000	\$49,220.00	50000.000000	\$48,430.00	1.63%
IAG0645A	Insurance Aust. Group Subordinated Bonds	50000.000000	\$50,185.00	50000.000000	\$49,720.00	0.94%
IAG1226A	IAG Subordinated Bonds 2.45%	50000.000000	\$50,225.00	50000.000000	\$49,260.00	1.96%
LFP0224A	Liberty Financial Pty Ltd Unsecured Bonds	50000.000000	\$50,000.00	50000.000000	\$49,550.00	0.91%
MEB1223A	Members Equity Bank Subordinated Bonds	50000.000000	\$50,545.00	50000.000000	\$50,680.00	(0.27)%
NAB1131A	National Aust Bank Subordinated Bonds	50000.000000	\$50,535.00	50000.000000	\$49,435.00	2.23%
TOTAL		CY Units	CY Balance	LY Units	LY Balance	
		300000.000000	\$300,710.00	300000.000000	\$297,075.00	

Supporting Documents

○ Investment Movement Report [Report](#)

Standard Checklist

- Attach Investment Movement Report
- Attach relevant Statements and Source Documentation
- Ensure all Investments are valued correctly at June 30
- Ensure the investment is in accordance with the fund's investment strategy

Ensure the investment is in accordance with the SIS Act

Notes

Rhonda Wilkinson

Note

27/12/2023 14:29

Refer to Portfolio Holdings Confirmation under 77600.

Malcolm Kater Super Investment Movement Report

As at 30 June 2023

Investment	Opening Balance		Additions		Disposals			Closing Balance		
	Units	Cost	Units	Cost	Units	Cost	Accounting Profit/(Loss)	Units	Cost	Market Value
Bank Accounts										
JB Were Cash Account		15,974.14		50,984.36		(34,255.41)			32,703.09	32,703.09
NAB Ac		266,990.98		73,219.50		(44,000.00)			296,210.48	296,210.48
		282,965.12		124,203.86		(78,255.41)			328,913.57	328,913.57
Debt Securities (Bonds, Bills of Exchange, Promissory Notes)										
BOQ0726A - Bank of Queensland Ltd Subordinated Bonds	50,000.00	50,800.50						50,000.00	50,800.50	49,220.00
IAG1226A - IAG Subordinated Bonds 2.45%	50,000.00	52,138.50						50,000.00	52,138.50	50,225.00
IAG0645A - Insurance Aust. Group Subordinated Bonds	50,000.00	51,539.00						50,000.00	51,539.00	50,185.00
LFP0224A - Liberty Financial Pty Ltd Unsecured Bonds	50,000.00	50,525.00						50,000.00	50,525.00	50,000.00
MEB1223A - Members Equity Bank Subordinated Bonds	50,000.00	51,381.00						50,000.00	51,381.00	50,545.00
NAB1131A - National Aust Bank Subordinated Bonds	50,000.00	52,089.50						50,000.00	52,089.50	50,535.00
		308,473.50							308,473.50	300,710.00
Derivatives (Options, Hybrids, Future Contracts)										
EUR.FX - Euro	116.33	116.33			(116.33)	(116.33)	(2.61)			0.00

Malcolm Kater Super Investment Movement Report

As at 30 June 2023

Investment	Opening Balance		Additions		Disposals			Closing Balance		
	Units	Cost	Units	Cost	Units	Cost	Accounting Profit/(Loss)	Units	Cost	Market Value
USD.FX - US Cash Acc	592.03	592.03			(592.03)	(592.03)	18.39		0.00	
		708.36				(708.36)	15.78		0.00	
Shares in Listed Companies (Australian)										
ABC.AX - Adbri Limited	6,300.00	23,822.23						6,300.00	23,822.23	15,057.00
AGK.AX - Agl Energy Limited	2,801.00	35,305.11						2,801.00	35,305.11	30,278.81
AMP.AX - AMP Limited	9,375.00	15,000.00						9,375.00	15,000.00	10,593.75
ANZPG.AX - Australia And New Zealand Banking Group Limited	190.00	20,271.10			(190.00)	(20,271.10)			0.00	
AN3PG.AX - Australia And New Zealand Banking Group Limited.			190.00	20,271.10				190.00	20,271.10	19,370.50
BOQPF.AX1 - Bank Of Queensland Limited.	190.00	19,788.50						190.00	19,788.50	19,566.20
BENPH.AX - Bendigo And Adelaide Bank Limited	190.00	19,896.80						190.00	19,896.80	19,518.70
BHP.AX - BHP Group Limited	1,100.00	36,973.31						1,100.00	36,973.31	49,489.00
BSL.AX - Bluescope Steel Limited	834.00	27,713.30						834.00	27,713.30	17,138.70
CGF.AX - Challenger Limited	4,600.00	19,904.35						4,600.00	19,904.35	29,808.00

Malcolm Kater Super Investment Movement Report

As at 30 June 2023

Investment	Opening Balance		Additions		Disposals			Closing Balance		
	Units	Cost	Units	Cost	Units	Cost	Accounting Profit/(Loss)	Units	Cost	Market Value
CGFPC.AX1 - Challenger Limited	195.00	20,299.50						195.00	20,299.50	20,348.25
CBAPH.AX - Commonwealth Bank Of Australia.	195.00	20,354.10						195.00	20,354.10	19,849.05
ELD.AX - Elders Limited	1,450.00	19,968.68						1,450.00	19,968.68	9,541.00
GNC.AX - Graincorp Limited	6,200.00	49,832.19						6,200.00	49,832.19	48,546.00
IFL.AX - Insignia Financial Ltd	6,430.00	20,988.19						6,430.00	20,988.19	18,132.60
IAG.AX - Insurance Australia Group Limited	9,305.00	48,376.72						9,305.00	48,376.72	53,038.50
IVC.AX - Invocare Limited	2,500.00	14,204.84						2,500.00	14,204.84	31,475.00
MQGPD.AX - Macquarie Group Limited	190.00	20,178.00						190.00	20,178.00	19,940.50
NAB.AX - National Australia Bank Limited	10,920.00	256,638.69						10,920.00	256,638.69	287,960.40
NABPH.AX - National Australia Bank Limited	190.00	19,908.20						190.00	19,908.20	19,444.60
ORI.AX - Orica Limited	363.00	7,621.75						363.00	7,621.75	5,383.29
QUB.AX - Qube Holdings Limited	15,500.00	49,910.55						15,500.00	49,910.55	44,175.00

Malcolm Kater Super Investment Movement Report

As at 30 June 2023

Investment	Opening Balance		Additions		Disposals			Closing Balance		
	Units	Cost	Units	Cost	Units	Cost	Accounting Profit/(Loss)	Units	Cost	Market Value
SUN.AX - Suncorp Group Limited	2,556.00	33,698.94						2,556.00	33,698.94	34,480.44
SUNPG.AX - Suncorp Group Limited	145.00	14,964.00						145.00	14,964.00	14,819.00
TAH.AX - Tabcorp Holdings Limited	5,975.00	4,292.40						5,975.00	4,292.40	6,632.25
TLS.AX - Telstra Group Limited	5,987.00	25,260.40						5,987.00	25,260.40	25,744.10
TLC.AX - The Lottery Corporation Limited	5,975.00	19,876.50						5,975.00	19,876.50	30,651.75
WBC.AX - Westpac Banking Corporation	9,500.00	239,472.86						9,500.00	239,472.86	202,730.00
WDS.AX - Woodside Energy Group Ltd	198.00	5,892.48						198.00	5,892.48	6,819.12
	1,110,413.69	20,271.10				(20,271.10)		1,110,413.69		1,110,531.51
Shares in Listed Companies (Overseas)										
AIR.PA.L1 - Airbus SE	67.00	11,876.61						67.00	11,876.61	14,516.69
BABA.NYE1 - Alibaba Group Holding Ltd - ADR	55.00	11,655.42			(55.00)	(11,655.42)	(5,192.25)		0.00	
GOOG.NDQ1 - Alphabet Inc - Ordinary Shares - Class C	8.00	30,114.26	152.00					160.00	30,114.26	29,193.36
AMGN.NDQ - AMGEN Inc.	32.00	9,689.53						32.00	9,689.53	10,715.90

Malcolm Kater Super Investment Movement Report

As at 30 June 2023

Investment	Opening Balance		Additions		Disposals			Closing Balance		
	Units	Cost	Units	Cost	Units	Cost	Accounting Profit/(Loss)	Units	Cost	Market Value
AAPL.NDQ3 - Apple Inc	85.00	17,076.71						85.00	17,076.71	24,867.95
APTV.NYE1 - Aptiv PLC	60.00	12,172.39			(60.00)	(12,172.39)	(4,283.31)		0.00	
0H9X.L - Fresenius Medical Care AG & Co. KGaA - ADR	145.00	9,829.67			(145.00)	(9,829.67)	(5,416.63)		0.00	
HD.NYE1 - Home Depot, Inc.	20.00	11,768.02						20.00	11,768.02	9,370.74
JPM.NYE1 - JPMorgan Chase & Co.	53.00	12,106.38						53.00	12,106.38	11,626.42
0HAU.L - Lvmh Moet Hennessy Vuitton SE	10.00	10,017.74						10.00	10,017.74	14,126.90
MRK.NYE1 - Merck & Co Inc	123.00	12,438.63						123.00	12,438.63	21,407.19
META.NDQ - Meta Platforms Inc - Ordinary Shares - Class A	68.00	26,161.00						68.00	26,161.00	29,433.85
MU.NDQ - Micron Technology Inc.	105.00	10,060.76						105.00	10,060.76	9,994.79
MSFT.NDQ1 - Microsoft Corporation	37.00	14,840.57						37.00	14,840.57	19,004.50
MDLZ.NDQ - Mondelez International Inc. - Ordinary Shares - Class A	147.00	12,081.09						147.00	12,081.09	16,172.22
PYPL.NDQ1 - PayPal Holdings Inc	101.00	18,660.10						101.00	18,660.10	10,165.51

Malcolm Kater Super Investment Movement Report

As at 30 June 2023

Investment	Opening Balance		Additions		Disposals			Closing Balance		Market Value
	Units	Cost	Units	Cost	Units	Cost	Accounting Profit/(Loss)	Units	Cost	
SMSN.L - SAMSUNG ELECTRONICS CO LTD (ATT) GDR(EACH REP 25 COM STK KRW 100) - REG S	4.00	8,856.11			(4.00)	(8,856.11)	(2,763.12)		0.00	
SLB.NYE - Schlumberger	235.00	10,288.94						235.00	10,288.94	17,410.56
DG.PA.L1 - Vinci SA	88.00	12,612.56						88.00	12,612.56	15,324.23
V.NYE - Visa Inc - Ordinary Shares - Class A	48.00	15,328.20						48.00	15,328.20	17,193.12
		277,634.69				(42,513.59)	(17,655.31)		235,121.10	270,523.93
Units in Listed Unit Trusts (Australian)										
IHVV.AX - Ishares S&p 500 Aud Hedged Etf			850.00	30,296.55				850.00	30,296.55	35,428.00
				30,296.55					30,296.55	35,428.00
	1,980,195.36			174,771.51		(141,748.46)	(17,639.53)		2,013,218.41	2,046,107.01

72300 - Derivatives (Options, Hybrids, Future Contracts)

2023 Financial Year

Preparer Rhonda Wilkinson

Reviewer John Curley

Status N/A - Not Applicable

Account Code	Description	CY Units	CY Balance	LY Units	LY Balance	Change
EUR.FX	Euro	0.000000	\$0.00	116.330000	\$112.56	100%
USD.FX	US Cash Acc	0.000000	\$0.00	592.030000	\$618.40	100%
TOTAL		CY Units	CY Balance	LY Units	LY Balance	
		0.000000	\$0.00	708.360000	\$730.96	

Supporting Documents

◦ Investment Movement Report [Report](#)

Standard Checklist

- Attach Investment Movement Report
- Attach relevant Statements and Source Documentation
- Ensure all Investments are valued correctly at June 30
- Ensure the investment is in accordance with the fund's investment strategy
- Ensure the investment is in accordance with the SIS Act

Malcolm Kater Super Investment Movement Report

As at 30 June 2023

Investment	Opening Balance		Additions		Disposals			Closing Balance		
	Units	Cost	Units	Cost	Units	Cost	Accounting Profit/(Loss)	Units	Cost	Market Value
Bank Accounts										
JB Were Cash Account		15,974.14		50,984.36		(34,255.41)			32,703.09	32,703.09
NAB Ac		266,990.98		73,219.50		(44,000.00)			296,210.48	296,210.48
		282,965.12		124,203.86		(78,255.41)			328,913.57	328,913.57
Debt Securities (Bonds, Bills of Exchange, Promissory Notes)										
BOQ0726A - Bank of Queensland Ltd Subordinated Bonds	50,000.00	50,800.50						50,000.00	50,800.50	49,220.00
IAG1226A - IAG Subordinated Bonds 2.45%	50,000.00	52,138.50						50,000.00	52,138.50	50,225.00
IAG0645A - Insurance Aust. Group Subordinated Bonds	50,000.00	51,539.00						50,000.00	51,539.00	50,185.00
LFP0224A - Liberty Financial Pty Ltd Unsecured Bonds	50,000.00	50,525.00						50,000.00	50,525.00	50,000.00
MEB1223A - Members Equity Bank Subordinated Bonds	50,000.00	51,381.00						50,000.00	51,381.00	50,545.00
NAB1131A - National Aust Bank Subordinated Bonds	50,000.00	52,089.50						50,000.00	52,089.50	50,535.00
		308,473.50							308,473.50	300,710.00
Derivatives (Options, Hybrids, Future Contracts)										
EUR.FX - Euro	116.33	116.33			(116.33)	(116.33)	(2.61)			0.00

Malcolm Kater Super Investment Movement Report

As at 30 June 2023

Investment	Opening Balance		Additions		Disposals			Closing Balance		
	Units	Cost	Units	Cost	Units	Cost	Accounting Profit/(Loss)	Units	Cost	Market Value
USD.FX - US Cash Acc	592.03	592.03			(592.03)	(592.03)	18.39		0.00	
		708.36				(708.36)	15.78		0.00	
Shares in Listed Companies (Australian)										
ABC.AX - Adbri Limited	6,300.00	23,822.23						6,300.00	23,822.23	15,057.00
AGK.AX - Agl Energy Limited	2,801.00	35,305.11						2,801.00	35,305.11	30,278.81
AMP.AX - AMP Limited	9,375.00	15,000.00						9,375.00	15,000.00	10,593.75
ANZPG.AX - Australia And New Zealand Banking Group Limited	190.00	20,271.10			(190.00)	(20,271.10)			0.00	
AN3PG.AX - Australia And New Zealand Banking Group Limited.			190.00	20,271.10				190.00	20,271.10	19,370.50
BOQPF.AX1 - Bank Of Queensland Limited.	190.00	19,788.50						190.00	19,788.50	19,566.20
BENPH.AX - Bendigo And Adelaide Bank Limited	190.00	19,896.80						190.00	19,896.80	19,518.70
BHP.AX - BHP Group Limited	1,100.00	36,973.31						1,100.00	36,973.31	49,489.00
BSL.AX - Bluescope Steel Limited	834.00	27,713.30						834.00	27,713.30	17,138.70
CGF.AX - Challenger Limited	4,600.00	19,904.35						4,600.00	19,904.35	29,808.00

Malcolm Kater Super Investment Movement Report

As at 30 June 2023

Investment	Opening Balance		Additions		Disposals			Closing Balance		
	Units	Cost	Units	Cost	Units	Cost	Accounting Profit/(Loss)	Units	Cost	Market Value
CGFPC.AX1 - Challenger Limited	195.00	20,299.50						195.00	20,299.50	20,348.25
CBAPH.AX - Commonwealth Bank Of Australia.	195.00	20,354.10						195.00	20,354.10	19,849.05
ELD.AX - Elders Limited	1,450.00	19,968.68						1,450.00	19,968.68	9,541.00
GNC.AX - Graincorp Limited	6,200.00	49,832.19						6,200.00	49,832.19	48,546.00
IFL.AX - Insignia Financial Ltd	6,430.00	20,988.19						6,430.00	20,988.19	18,132.60
IAG.AX - Insurance Australia Group Limited	9,305.00	48,376.72						9,305.00	48,376.72	53,038.50
IVC.AX - Invocare Limited	2,500.00	14,204.84						2,500.00	14,204.84	31,475.00
MQGPD.AX - Macquarie Group Limited	190.00	20,178.00						190.00	20,178.00	19,940.50
NAB.AX - National Australia Bank Limited	10,920.00	256,638.69						10,920.00	256,638.69	287,960.40
NABPH.AX - National Australia Bank Limited	190.00	19,908.20						190.00	19,908.20	19,444.60
ORI.AX - Orica Limited	363.00	7,621.75						363.00	7,621.75	5,383.29
QUB.AX - Qube Holdings Limited	15,500.00	49,910.55						15,500.00	49,910.55	44,175.00

Malcolm Kater Super Investment Movement Report

As at 30 June 2023

Investment	Opening Balance		Additions		Disposals			Closing Balance		
	Units	Cost	Units	Cost	Units	Cost	Accounting Profit/(Loss)	Units	Cost	Market Value
SUN.AX - Suncorp Group Limited	2,556.00	33,698.94						2,556.00	33,698.94	34,480.44
SUNPG.AX - Suncorp Group Limited	145.00	14,964.00						145.00	14,964.00	14,819.00
TAH.AX - Tabcorp Holdings Limited	5,975.00	4,292.40						5,975.00	4,292.40	6,632.25
TLS.AX - Telstra Group Limited	5,987.00	25,260.40						5,987.00	25,260.40	25,744.10
TLC.AX - The Lottery Corporation Limited	5,975.00	19,876.50						5,975.00	19,876.50	30,651.75
WBC.AX - Westpac Banking Corporation	9,500.00	239,472.86						9,500.00	239,472.86	202,730.00
WDS.AX - Woodside Energy Group Ltd	198.00	5,892.48						198.00	5,892.48	6,819.12
	1,110,413.69	20,271.10				(20,271.10)		1,110,413.69		1,110,531.51
Shares in Listed Companies (Overseas)										
AIR.PA.L1 - Airbus SE	67.00	11,876.61						67.00	11,876.61	14,516.69
BABA.NYE1 - Alibaba Group Holding Ltd - ADR	55.00	11,655.42			(55.00)	(11,655.42)	(5,192.25)		0.00	
GOOG.NDQ1 - Alphabet Inc - Ordinary Shares - Class C	8.00	30,114.26	152.00					160.00	30,114.26	29,193.36
AMGN.NDQ - AMGEN Inc.	32.00	9,689.53						32.00	9,689.53	10,715.90

Malcolm Kater Super Investment Movement Report

As at 30 June 2023

Investment	Opening Balance		Additions		Disposals			Closing Balance		
	Units	Cost	Units	Cost	Units	Cost	Accounting Profit/(Loss)	Units	Cost	Market Value
AAPL.NDQ3 - Apple Inc	85.00	17,076.71						85.00	17,076.71	24,867.95
APTV.NYE1 - Aptiv PLC	60.00	12,172.39			(60.00)	(12,172.39)	(4,283.31)		0.00	
0H9X.L - Fresenius Medical Care AG & Co. KGaA - ADR	145.00	9,829.67			(145.00)	(9,829.67)	(5,416.63)		0.00	
HD.NYE1 - Home Depot, Inc.	20.00	11,768.02						20.00	11,768.02	9,370.74
JPM.NYE1 - JPMorgan Chase & Co.	53.00	12,106.38						53.00	12,106.38	11,626.42
0HAU.L - Lvmh Moet Hennessy Vuitton SE	10.00	10,017.74						10.00	10,017.74	14,126.90
MRK.NYE1 - Merck & Co Inc	123.00	12,438.63						123.00	12,438.63	21,407.19
META.NDQ - Meta Platforms Inc - Ordinary Shares - Class A	68.00	26,161.00						68.00	26,161.00	29,433.85
MU.NDQ - Micron Technology Inc.	105.00	10,060.76						105.00	10,060.76	9,994.79
MSFT.NDQ1 - Microsoft Corporation	37.00	14,840.57						37.00	14,840.57	19,004.50
MDLZ.NDQ - Mondelez International Inc. - Ordinary Shares - Class A	147.00	12,081.09						147.00	12,081.09	16,172.22
PYPL.NDQ1 - PayPal Holdings Inc	101.00	18,660.10						101.00	18,660.10	10,165.51

Malcolm Kater Super Investment Movement Report

As at 30 June 2023

Investment	Opening Balance		Additions		Disposals			Closing Balance		Market Value
	Units	Cost	Units	Cost	Units	Cost	Accounting Profit/(Loss)	Units	Cost	
SMSN.L - SAMSUNG ELECTRONICS CO LTD (ATT) GDR(EACH REP 25 COM STK KRW 100) - REG S	4.00	8,856.11			(4.00)	(8,856.11)	(2,763.12)		0.00	
SLB.NYE - Schlumberger	235.00	10,288.94						235.00	10,288.94	17,410.56
DG.PA.L1 - Vinci SA	88.00	12,612.56						88.00	12,612.56	15,324.23
V.NYE - Visa Inc - Ordinary Shares - Class A	48.00	15,328.20						48.00	15,328.20	17,193.12
		277,634.69				(42,513.59)	(17,655.31)		235,121.10	270,523.93
Units in Listed Unit Trusts (Australian)										
IHVV.AX - Ishares S&p 500 Aud Hedged Etf			850.00	30,296.55				850.00	30,296.55	35,428.00
				30,296.55					30,296.55	35,428.00
	1,980,195.36			174,771.51		(141,748.46)	(17,639.53)		2,013,218.41	2,046,107.01

77600 - Shares in Listed Companies (Australian)

2023 Financial Year

Preparer Rhonda Wilkinson

Reviewer John Curley

Status Completed

Account Code	Description	CY Units	CY Balance	LY Units	LY Balance	Change
ABC.AX	Adbri Limited	6300.000000	\$15,057.00	6300.000000	\$15,246.00	(1.24)%
AGK.AX	Agl Energy Limited	2801.000000	\$30,278.81	2801.000000	\$23,108.25	31.03%
AMP.AX	AMP Limited	9375.000000	\$10,593.75	9375.000000	\$8,953.13	18.32%
AN3PG.AX	Australia And New Zealand Banking Group Limited.	190.000000	\$19,370.50			100%
ANZPG.AX	Australia And New Zealand Banking Group Limited	0.000000	\$0.00	190.000000	\$19,642.20	100%
BENPH.AX	Bendigo And Adelaide Bank Limited	190.000000	\$19,518.70	190.000000	\$18,992.40	2.77%
BHP.AX	BHP Group Limited	1100.000000	\$49,489.00	1100.000000	\$45,375.00	9.07%
BOQPF.AX1	Bank Of Queensland Limited.	190.000000	\$19,566.20	190.000000	\$19,066.50	2.62%
BSL.AX	Bluescope Steel Limited	834.000000	\$17,138.70	834.000000	\$13,260.60	29.25%
CBAPH.AX	Commonwealth Bank Of Australia.	195.000000	\$19,849.05	195.000000	\$19,928.81	(0.4)%
CGF.AX	Challenger Limited	4600.000000	\$29,808.00	4600.000000	\$31,464.00	(5.26)%
CGFPC.AX1	Challenger Limited	195.000000	\$20,348.25	195.000000	\$19,870.50	2.4%
ELD.AX	Elders Limited	1450.000000	\$9,541.00	1450.000000	\$18,255.50	(47.74)%
GNC.AX	Graincorp Limited	6200.000000	\$48,546.00	6200.000000	\$58,962.00	(17.67)%

Account Code	Description	CY Units	CY Balance	LY Units	LY Balance	Change
IAG.AX	Insurance Australia Group Limited	9305.000000	\$53,038.50	9305.000000	\$40,569.80	30.73%
IFL.AX	Insignia Financial Ltd	6430.000000	\$18,132.60	6430.000000	\$17,296.70	4.83%
IVC.AX	Invocare Limited	2500.000000	\$31,475.00	2500.000000	\$26,150.00	20.36%
MQGPD.AX	Macquarie Group Limited	190.000000	\$19,940.50	190.000000	\$19,596.60	1.75%
NAB.AX	National Australia Bank Limited	10920.000000	\$287,960.40	10920.000000	\$299,098.80	(3.72)%
NABPH.AX	National Australia Bank Limited	190.000000	\$19,444.60	190.000000	\$19,095.00	1.83%
ORI.AX	Orica Limited	363.000000	\$5,383.29	363.000000	\$5,724.51	(5.96)%
QUB.AX	Qube Holdings Limited	15500.000000	\$44,175.00	15500.000000	\$42,315.00	4.4%
SUN.AX	Suncorp Group Limited	2556.000000	\$34,480.44	2556.000000	\$28,064.88	22.86%
SUNPG.AX	Suncorp Group Limited	145.000000	\$14,819.00	145.000000	\$14,708.80	0.75%
TAH.AX	Tabcorp Holdings Limited	5975.000000	\$6,632.25	5975.000000	\$6,363.38	4.23%
TLC.AX	The Lottery Corporation Limited	5975.000000	\$30,651.75	5975.000000	\$27,007.00	13.5%
TLS.AX	Telstra Group Limited	5987.000000	\$25,744.10	5987.000000	\$23,049.95	11.69%
WBC.AX	Westpac Banking Corporation	9500.000000	\$202,730.00	9500.000000	\$185,250.00	9.44%
WDS.AX	Woodside Energy Group Ltd	198.000000	\$6,819.12	198.000000	\$6,304.32	8.17%

TOTAL	CY Units	CY Balance	LY Units	LY Balance
	109354.000000	\$1,110,531.51	109354.000000	\$1,072,719.63

Supporting Documents

- Balance Review Report [Report](#)
- Investment Movement Report [Report](#)
- 2023 Portfolio Holdings Confirmations.pdf

Standard Checklist

- Attach Balance Review Report
- Attach copies of HIN/SRN or Chess Statements, Broker Statements, Contract Notes Corporate Action documentation and any other relevant Source Documentation
- Attach Investment Movement Report
- Ensure all Investments are valued correctly at June 30
- Ensure the investment is in accordance with the Fund's investment strategy

Malcolm Kater Super Balance Review Report

As at 30 June 2023

Investment Code	Investment Name	Holding Reference	Third Party Data			BGL Ledger	Variance
			Data Feed Provider	Balance Date	Balance Amount	Balance	
60400	Bank Accounts						
JBWERECASHMK S	JB Were Cash Account					32,703.09	
NAB906838459	NAB Ac	082564906838459	BGL Bank Data Service	30/06/2023	\$ 296,210.48	\$ 296,210.48	0.00
72000	Debt Securities (Bonds, Bills of Exchange, Promissory Notes)						
BOQ0726A	Bank of Queensland Ltd Subordinated Bonds					50,000.0000	
IAG1226AJBW	IAG Subordinated Bonds 2.45%					50,000.0000	
IAG0645A	Insurance Aust. Group Subordinated Bonds					50,000.0000	
LFP0224AJBW	Liberty Financial Pty Ltd Unsecured Bonds					50,000.0000	
MEB1223AJBW	Members Equity Bank Subordinated Bonds					50,000.0000	
NAB1131A	National Aust Bank Subordinated Bonds					50,000.0000	
77600	Shares in Listed Companies (Australian)						
ABC.AX	Adbri Limited				Setup	6,300.0000	6,300.0000
AGL.AX	Agl Energy Limited				Setup	2,801.0000	2,801.0000
AMP.AX	AMP Limited				Setup	9,375.0000	9,375.0000
AN3PG.AX	Australia And New Zealand Banking Group Limited.				Setup	190.0000	190.0000
BOQPF.AX	Bank Of Queensland Limited.					190.0000	
BENPH.AX	Bendigo And Adelaide Bank Limited				Setup	190.0000	190.0000
BHP.AX	BHP Group Limited				Setup	1,100.0000	1,100.0000
BSL.AX	Bluescope Steel Limited				Setup	834.0000	834.0000
CGF.AX	Challenger Limited				Setup	4,600.0000	4,600.0000

Malcolm Kater Super Balance Review Report

As at 30 June 2023

Investment Code	Investment Name	Holding Reference	Third Party Data			BGL Ledger	Variance
			Data Feed Provider	Balance Date	Balance Amount	Balance	
CGFPC.AX	Challenger Limited					195.0000	
CBAPH.AX	Commonwealth Bank Of Australia.				Setup	195.0000	195.0000
ELD.AX	Elders Limited				Setup	1,450.0000	1,450.0000
GNC.AX	Graincorp Limited				Setup	6,200.0000	6,200.0000
IFL.AX	Insignia Financial Ltd				Setup	6,430.0000	6,430.0000
IAG.AX	Insurance Australia Group Limited				Setup	9,305.0000	9,305.0000
IVC.AX	Invocare Limited				Setup	2,500.0000	2,500.0000
MQGPD.AX	Macquarie Group Limited				Setup	190.0000	190.0000
NAB.AX	National Australia Bank Limited				Setup	10,920.0000	10,920.0000
NABPH.AX	National Australia Bank Limited					190.0000	
ORI.AX	Orica Limited				Setup	363.0000	363.0000
QUB.AX	Qube Holdings Limited				Setup	15,500.0000	15,500.0000
SUN.AX	Suncorp Group Limited				Setup	2,556.0000	2,556.0000
SUNPG.AX	Suncorp Group Limited					145.0000	
TAH.AX	Tabcorp Holdings Limited				Setup	5,975.0000	5,975.0000
TLS.AX	Telstra Group Limited				Setup	5,987.0000	5,987.0000
TLC.AX	The Lottery Corporation Limited				Setup	5,975.0000	5,975.0000
WBC.AX	Westpac Banking Corporation				Setup	9,500.0000	9,500.0000
WDS.AX	Woodside Energy Group Ltd				Setup	198.0000	198.0000
77700	Shares in Listed Companies (Overseas)						
AIR.PA.L	Airbus SE					67.0000	

Malcolm Kater Super Balance Review Report

As at 30 June 2023

Investment Code	Investment Name	Holding Reference	Third Party Data			BGL Ledger	Variance
			Data Feed Provider	Balance Date	Balance Amount	Balance	
GOOG.NDQ	Alphabet Inc - Ordinary Shares - Class C					160.0000	
AMGN.NDQ	AMGEN Inc.					32.0000	
AAPL.NDQ	Apple Inc					85.0000	
HD.NYE	Home Depot, Inc.					20.0000	
JPM.NYE	JPMorgan Chase & Co.					53.0000	
OHAU.L	Lvmh Moet Hennessy Vuitton SE					10.0000	
MRK.NYE	Merck & Co Inc					123.0000	
META.NDQ	Meta Platforms Inc - Ordinary Shares - Class A					68.0000	
MU.NDQ	Micron Technology Inc.					105.0000	
MSFT.NDQ	Microsoft Corporation					37.0000	
MDLZ.NDQ	Mondelez International Inc. - Ordinary Shares - Class A					147.0000	
PYPL.NDQ	PayPal Holdings Inc					101.0000	
SLB.NYE	Schlumberger					235.0000	
DG.PA.L	Vinci SA					88.0000	
V.NYE	Visa Inc - Ordinary Shares - Class A					48.0000	
78200	Units in Listed Unit Trusts (Australian)						
IHVV.AX	Ishares S&p 500 Aud Hedged Etf				Setup	850.0000	850.0000

Malcolm Kater Super Investment Movement Report

As at 30 June 2023

Investment	Opening Balance		Additions		Disposals			Closing Balance		
	Units	Cost	Units	Cost	Units	Cost	Accounting Profit/(Loss)	Units	Cost	Market Value
Bank Accounts										
JB Were Cash Account		15,974.14		50,984.36		(34,255.41)			32,703.09	32,703.09
NAB Ac		266,990.98		73,219.50		(44,000.00)			296,210.48	296,210.48
		282,965.12		124,203.86		(78,255.41)			328,913.57	328,913.57
Debt Securities (Bonds, Bills of Exchange, Promissory Notes)										
BOQ0726A - Bank of Queensland Ltd Subordinated Bonds	50,000.00	50,800.50						50,000.00	50,800.50	49,220.00
IAG1226A - IAG Subordinated Bonds 2.45%	50,000.00	52,138.50						50,000.00	52,138.50	50,225.00
IAG0645A - Insurance Aust. Group Subordinated Bonds	50,000.00	51,539.00						50,000.00	51,539.00	50,185.00
LFP0224A - Liberty Financial Pty Ltd Unsecured Bonds	50,000.00	50,525.00						50,000.00	50,525.00	50,000.00
MEB1223A - Members Equity Bank Subordinated Bonds	50,000.00	51,381.00						50,000.00	51,381.00	50,545.00
NAB1131A - National Aust Bank Subordinated Bonds	50,000.00	52,089.50						50,000.00	52,089.50	50,535.00
		308,473.50							308,473.50	300,710.00
Derivatives (Options, Hybrids, Future Contracts)										
EUR.FX - Euro	116.33	116.33			(116.33)	(116.33)	(2.61)			0.00

Malcolm Kater Super Investment Movement Report

As at 30 June 2023

Investment	Opening Balance		Additions		Disposals			Closing Balance		
	Units	Cost	Units	Cost	Units	Cost	Accounting Profit/(Loss)	Units	Cost	Market Value
USD.FX - US Cash Acc	592.03	592.03			(592.03)	(592.03)	18.39		0.00	
		708.36				(708.36)	15.78		0.00	
Shares in Listed Companies (Australian)										
ABC.AX - Adbri Limited	6,300.00	23,822.23						6,300.00	23,822.23	15,057.00
AGK.AX - Agl Energy Limited	2,801.00	35,305.11						2,801.00	35,305.11	30,278.81
AMP.AX - AMP Limited	9,375.00	15,000.00						9,375.00	15,000.00	10,593.75
ANZPG.AX - Australia And New Zealand Banking Group Limited	190.00	20,271.10			(190.00)	(20,271.10)			0.00	
AN3PG.AX - Australia And New Zealand Banking Group Limited.			190.00	20,271.10				190.00	20,271.10	19,370.50
BOQPF.AX1 - Bank Of Queensland Limited.	190.00	19,788.50						190.00	19,788.50	19,566.20
BENPH.AX - Bendigo And Adelaide Bank Limited	190.00	19,896.80						190.00	19,896.80	19,518.70
BHP.AX - BHP Group Limited	1,100.00	36,973.31						1,100.00	36,973.31	49,489.00
BSL.AX - Bluescope Steel Limited	834.00	27,713.30						834.00	27,713.30	17,138.70
CGF.AX - Challenger Limited	4,600.00	19,904.35						4,600.00	19,904.35	29,808.00

Malcolm Kater Super Investment Movement Report

As at 30 June 2023

Investment	Opening Balance		Additions		Disposals			Closing Balance		
	Units	Cost	Units	Cost	Units	Cost	Accounting Profit/(Loss)	Units	Cost	Market Value
CGFPC.AX1 - Challenger Limited	195.00	20,299.50						195.00	20,299.50	20,348.25
CBAPH.AX - Commonwealth Bank Of Australia.	195.00	20,354.10						195.00	20,354.10	19,849.05
ELD.AX - Elders Limited	1,450.00	19,968.68						1,450.00	19,968.68	9,541.00
GNC.AX - Graincorp Limited	6,200.00	49,832.19						6,200.00	49,832.19	48,546.00
IFL.AX - Insignia Financial Ltd	6,430.00	20,988.19						6,430.00	20,988.19	18,132.60
IAG.AX - Insurance Australia Group Limited	9,305.00	48,376.72						9,305.00	48,376.72	53,038.50
IVC.AX - Invocare Limited	2,500.00	14,204.84						2,500.00	14,204.84	31,475.00
MQGPD.AX - Macquarie Group Limited	190.00	20,178.00						190.00	20,178.00	19,940.50
NAB.AX - National Australia Bank Limited	10,920.00	256,638.69						10,920.00	256,638.69	287,960.40
NABPH.AX - National Australia Bank Limited	190.00	19,908.20						190.00	19,908.20	19,444.60
ORI.AX - Orica Limited	363.00	7,621.75						363.00	7,621.75	5,383.29
QUB.AX - Qube Holdings Limited	15,500.00	49,910.55						15,500.00	49,910.55	44,175.00

Malcolm Kater Super Investment Movement Report

As at 30 June 2023

Investment	Opening Balance		Additions		Disposals			Closing Balance		
	Units	Cost	Units	Cost	Units	Cost	Accounting Profit/(Loss)	Units	Cost	Market Value
SUN.AX - Suncorp Group Limited	2,556.00	33,698.94						2,556.00	33,698.94	34,480.44
SUNPG.AX - Suncorp Group Limited	145.00	14,964.00						145.00	14,964.00	14,819.00
TAH.AX - Tabcorp Holdings Limited	5,975.00	4,292.40						5,975.00	4,292.40	6,632.25
TLS.AX - Telstra Group Limited	5,987.00	25,260.40						5,987.00	25,260.40	25,744.10
TLC.AX - The Lottery Corporation Limited	5,975.00	19,876.50						5,975.00	19,876.50	30,651.75
WBC.AX - Westpac Banking Corporation	9,500.00	239,472.86						9,500.00	239,472.86	202,730.00
WDS.AX - Woodside Energy Group Ltd	198.00	5,892.48						198.00	5,892.48	6,819.12
	1,110,413.69	20,271.10				(20,271.10)		1,110,413.69		1,110,531.51
Shares in Listed Companies (Overseas)										
AIR.PA.L1 - Airbus SE	67.00	11,876.61						67.00	11,876.61	14,516.69
BABA.NYE1 - Alibaba Group Holding Ltd - ADR	55.00	11,655.42			(55.00)	(11,655.42)	(5,192.25)		0.00	
GOOG.NDQ1 - Alphabet Inc - Ordinary Shares - Class C	8.00	30,114.26	152.00					160.00	30,114.26	29,193.36
AMGN.NDQ - AMGEN Inc.	32.00	9,689.53						32.00	9,689.53	10,715.90

Malcolm Kater Super Investment Movement Report

As at 30 June 2023

Investment	Opening Balance		Additions		Disposals			Closing Balance		
	Units	Cost	Units	Cost	Units	Cost	Accounting Profit/(Loss)	Units	Cost	Market Value
AAPL.NDQ3 - Apple Inc	85.00	17,076.71						85.00	17,076.71	24,867.95
APTV.NYE1 - Aptiv PLC	60.00	12,172.39			(60.00)	(12,172.39)	(4,283.31)		0.00	
0H9X.L - Fresenius Medical Care AG & Co. KGaA - ADR	145.00	9,829.67			(145.00)	(9,829.67)	(5,416.63)		0.00	
HD.NYE1 - Home Depot, Inc.	20.00	11,768.02						20.00	11,768.02	9,370.74
JPM.NYE1 - JPMorgan Chase & Co.	53.00	12,106.38						53.00	12,106.38	11,626.42
0HAU.L - Lvmh Moet Hennessy Vuitton SE	10.00	10,017.74						10.00	10,017.74	14,126.90
MRK.NYE1 - Merck & Co Inc	123.00	12,438.63						123.00	12,438.63	21,407.19
META.NDQ - Meta Platforms Inc - Ordinary Shares - Class A	68.00	26,161.00						68.00	26,161.00	29,433.85
MU.NDQ - Micron Technology Inc.	105.00	10,060.76						105.00	10,060.76	9,994.79
MSFT.NDQ1 - Microsoft Corporation	37.00	14,840.57						37.00	14,840.57	19,004.50
MDLZ.NDQ - Mondelez International Inc. - Ordinary Shares - Class A	147.00	12,081.09						147.00	12,081.09	16,172.22
PYPL.NDQ1 - PayPal Holdings Inc	101.00	18,660.10						101.00	18,660.10	10,165.51

Malcolm Kater Super Investment Movement Report

As at 30 June 2023

Investment	Opening Balance		Additions		Disposals			Closing Balance		Market Value
	Units	Cost	Units	Cost	Units	Cost	Accounting Profit/(Loss)	Units	Cost	
SMSN.L - SAMSUNG ELECTRONICS CO LTD (ATT) GDR(EACH REP 25 COM STK KRW 100) - REG S	4.00	8,856.11			(4.00)	(8,856.11)	(2,763.12)		0.00	
SLB.NYE - Schlumberger	235.00	10,288.94						235.00	10,288.94	17,410.56
DG.PA.L1 - Vinci SA	88.00	12,612.56						88.00	12,612.56	15,324.23
V.NYE - Visa Inc - Ordinary Shares - Class A	48.00	15,328.20						48.00	15,328.20	17,193.12
		277,634.69				(42,513.59)	(17,655.31)		235,121.10	270,523.93
Units in Listed Unit Trusts (Australian)										
IHVV.AX - Ishares S&p 500 Aud Hedged Etf			850.00	30,296.55				850.00	30,296.55	35,428.00
				30,296.55					30,296.55	35,428.00
	1,980,195.36			174,771.51		(141,748.46)	(17,639.53)		2,013,218.41	2,046,107.01

Malcolm Kater Super Investment Summary Report

As at 30 June 2023

Investment	Units	Market Price	Market Value	Average Cost	Accounting Cost	Unrealised Gain/(Loss)	Gain/(Loss)%	Portfolio Weight%
Cash/Bank Accounts								
JB Were Cash Account		32,703.090000	32,703.09 ✓	32,703.09	32,703.09			1.60 %
NAB Ac		296,210.480000	296,210.48 ✓	296,210.48	296,210.48			14.48 %
			328,913.57		328,913.57			16.08 %
Debt Securities (Bonds, Bills of Exchange, Promissory Notes)								
BOQ0726A Bank of Queensland Ltd Subordinated Bonds	50,000.00 ✓	0.984400	49,220.00 ✓	1.02	50,800.50	(1,580.50)	(3.11) %	2.41 %
IAG1226AJB W IAG Subordinated Bonds 2.45%	50,000.00 ✓	1.004500	50,225.00 ✓	1.04	52,138.50	(1,913.50)	(3.67) %	2.45 %
IAG0645A Insurance Aust. Group Subordinated Bonds	50,000.00 ✓	1.003700	50,185.00 ✓	1.03	51,539.00	(1,354.00)	(2.63) %	2.45 %
LFP0224AJB W Liberty Financial Pty Ltd Unsecured Bonds	50,000.00 ✓	1.000000	50,000.00 ✓	1.01	50,525.00	(525.00)	(1.04) %	2.44 %
MEB1223AJ BW Members Equity Bank Subordinated Bonds	50,000.00 ✓	1.010900	50,545.00 ✓	1.03	51,381.00	(836.00)	(1.63) %	2.47 %
NAB1131A National Aust Bank Subordinated Bonds	50,000.00 ✓	1.010700	50,535.00 ✓	1.04	52,089.50	(1,554.50)	(2.98) %	2.47 %
			300,710.00		308,473.50	(7,763.50)	(2.52) %	14.70 %
Shares in Listed Companies (Australian)								
ABC.AX Adbri Limited	6,300.00 ✓	2.390000	15,057.00 ✓	3.78	23,822.23	(8,765.23)	(36.79) %	0.74 %
AGL.AX Agl Energy Limited	2,801.00 ✓	10.810000	30,278.81 ✓	12.60	35,305.11	(5,026.30)	(14.24) %	1.48 %
AMP.AX AMP Limited	9,375.00 ✓	1.130000	10,593.75 ✓	1.60	15,000.00	(4,406.25)	(29.38) %	0.52 %
AN3PG.AX Australia And New Zealand Banking Group Limited.	190.00 ✓	101.950000	19,370.50 ✓	106.69	20,271.10	(900.60)	(4.44) %	0.95 %
BOQPF.AX Bank Of Queensland Limited.	190.00 ✓	102.980000	19,566.20 ✓	104.15	19,788.50	(222.30)	(1.12) %	0.96 %
BENPH.AX Bendigo And Adelaide Bank Limited	190.00 ✓	102.730000	19,518.70 ✓	104.72	19,896.80	(378.10)	(1.90) %	0.95 %
BHP.AX BHP Group Limited	1,100.00 ✓	44.990000	49,489.00 ✓	33.61	36,973.31	12,515.69	33.85 %	2.42 %
BSL.AX Bluescope Steel Limited	834.00 ✓	20.550000	17,138.70 ✓	33.23	27,713.30	(10,574.60)	(38.16) %	0.84 %
CGF.AX Challenger Limited	4,600.00 ✓	6.480000	29,808.00 ✓	4.33	19,904.35	9,903.65	49.76 %	1.46 %
CGFPC.AX Challenger Limited	195.00 ✓	104.350000	20,348.25 ✓	104.10	20,299.50	48.75	0.24 %	0.99 %
CBAPH.AX Commonwealth Bank Of Australia.	195.00 ✓	101.790000	19,849.05 ✓	104.38	20,354.10	(505.05)	(2.48) %	0.97 %

Malcolm Kater Super Investment Summary Report

As at 30 June 2023

Investment	Units	Market Price	Market Value	Average Cost	Accounting Cost	Unrealised Gain/(Loss)	Gain/(Loss)%	Portfolio Weight%	
ELD.AX	Elders Limited	1,450.00 ✓	6.580000	9,541.00 ✓	13.77	19,968.68	(10,427.68)	(52.22) %	0.47 %
GNC.AX	Graincorp Limited	6,200.00 ✓	7.830000	48,546.00 ✓	8.04	49,832.19	(1,286.19)	(2.58) %	2.37 %
IFL.AX	Insignia Financial Ltd	6,430.00 ✓	2.820000	18,132.60 ✓	3.26	20,988.19	(2,855.59)	(13.61) %	0.89 %
IAG.AX	Insurance Australia Group Limited	9,305.00 ✓	5.700000	53,038.50 ✓	5.20	48,376.72	4,661.78	9.64 %	2.59 %
IVC.AX	Invocare Limited	2,500.00 ✓	12.590000	31,475.00 ✓	5.68	14,204.84	17,270.16	121.58 %	1.54 %
MQGPD.AX	Macquarie Group Limited	190.00 ✓	104.950000	19,940.50 ✓	106.20	20,178.00	(237.50)	(1.18) %	0.97 %
NAB.AX	National Australia Bank Limited	10,920.00 ✓	26.370000	287,960.40 ✓	23.50	256,638.69	31,321.71	12.20 %	14.07 %
NABPH.AX	National Australia Bank Limited	190.00 ✓	102.340000	19,444.60 ✓	104.78	19,908.20	(463.60)	(2.33) %	0.95 %
ORI.AX	Orica Limited	363.00 ✓	14.830000	5,383.29 ✓	21.00	7,621.75	(2,238.46)	(29.37) %	0.26 %
QUB.AX	Qube Holdings Limited	15,500.00 ✓	2.850000	44,175.00 ✓	3.22	49,910.55	(5,735.55)	(11.49) %	2.16 %
SUN.AX	Suncorp Group Limited	2,556.00 ✓	13.490000	34,480.44 ✓	13.18	33,698.94	781.50	2.32 %	1.69 %
SUNPG.AX	Suncorp Group Limited	145.00 ✓	102.200000	14,819.00 ✓	103.20	14,964.00	(145.00)	(0.97) %	0.72 %
TAH.AX	Tabcorp Holdings Limited	5,975.00 ✓	1.110000	6,632.25 ✓	0.72	4,292.40	2,339.85	54.51 %	0.32 %
TLS.AX	Telstra Group Limited	5,987.00 ✓	4.300000	25,744.10 ✓	4.22	25,260.40	483.70	1.91 %	1.26 %
TLC.AX	The Lottery Corporation Limited	5,975.00 ✓	5.130000	30,651.75 ✓	3.33	19,876.50	10,775.25	54.21 %	1.50 %
WBC.AX	Westpac Banking Corporation	9,500.00 ✓	21.340000	202,730.00 ✓	25.21	239,472.86	(36,742.86)	(15.34) %	9.91 %
WDS.AX	Woodside Energy Group Ltd	198.00 ✓	34.440000	6,819.12 ✓	29.76	5,892.48	926.64	15.73 %	0.33 %
			1,110,531.51			1,110,413.69	117.82	0.01 %	54.28 %
Shares in Listed Companies (Overseas)									
AIR.PA.L	Airbus SE	67.00 ✓	216.667000	14,516.69 ✓	177.26	11,876.61	2,640.08	22.23 %	0.71 %
GOOG.NDQ	Alphabet Inc - Ordinary Shares - Class C	160.00 ✓	182.458500	29,193.36	188.21	30,114.26	(920.90)	(3.06) %	1.43 %
AMGN.NDQ	AMGEN Inc.	32.00 ✓	334.871800	10,715.90	302.80	9,689.53	1,026.37	10.59 %	0.52 %
AAPL.NDQ	Apple Inc	85.00 ✓	292.564100	24,867.95	200.90	17,076.71	7,791.24	45.62 %	1.22 %
HD.NYE	Home Depot, Inc.	20.00 ✓	468.537000	9,370.74	588.40	11,768.02	(2,397.28)	(20.37) %	0.46 %
JPM.NYE	JPMorgan Chase & Co.	53.00 ✓	219.366500	11,626.42	228.42	12,106.38	(479.96)	(3.96) %	0.57 %
OHAU.L	Lvmh Moet Hennessy	10.00 ✓	1,412.690000	14,126.90 ✓	1,001.77	10,017.74	4,109.16	41.02 %	0.69 %

Malcolm Kater Super Investment Summary Report

As at 30 June 2023

Investment	Units	Market Price	Market Value	Average Cost	Accounting Cost	Unrealised Gain/(Loss)	Gain/(Loss)%	Portfolio Weight%
Vuitton SE								
MRK.NYE Merck & Co Inc	123.00 ✓	174.042200	21,407.19	101.13	12,438.63	8,968.56	72.10 %	1.05 %
META.NDQ Meta Platforms Inc - Ordinary Shares - Class A	68.00 ✓	432.850700	29,433.85	384.72	26,161.00	3,272.85	12.51 %	1.44 %
MU.NDQ Micron Technology Inc.	105.00 ✓	95.188500	9,994.79	95.82	10,060.76	(65.97)	(0.66) %	0.49 %
MSFT.NDQ Microsoft Corporation	37.00 ✓	513.635000	19,004.50	401.10	14,840.57	4,163.93	28.06 %	0.93 %
MDLZ.NDQ Mondelez International Inc. - Ordinary Shares - Class A	147.00 ✓	110.015100	16,172.22	82.18	12,081.09	4,091.13	33.86 %	0.79 %
PYPL.NDQ PayPal Holdings Inc	101.00 ✓	100.648600	10,165.51	184.75	18,660.10	(8,494.59)	(45.52) %	0.50 %
SLB.NYE Schlumberger	235.00 ✓	74.087500	17,410.56	43.78	10,288.94	7,121.62	69.22 %	0.85 %
DG.PA.L Vinci SA	88.00 ✓	174.139000	15,324.23 ✓	143.32	12,612.56	2,711.67	21.50 %	0.75 %
V.NYE Visa Inc - Ordinary Shares - Class A	48.00 ✓	358.190000	17,193.12	319.34	15,328.20	1,864.92	12.17 %	0.84 %
			270,523.93		235,121.10	35,402.83	15.06 %	13.22 %
Units in Listed Unit Trusts (Australian)								
IHVV.AX Ishares S&p 500 Aud Hedged Etf	850.00 ✓	41.680000	35,428.00 ✓	35.64	30,296.55	5,131.45	16.94 %	1.73 %
			35,428.00		30,296.55	5,131.45	16.94 %	1.73 %
			2,046,107.01		2,013,218.41	32,888.60	1.63 %	100.00 %

Difference in Market Value of International Shares
is due to the difference in exchange rates used.

BAL has used the exchange rate of 0.663 AUD/USD
0.6099 AUD/EURO

JB were as per page 4 of portfolio used 0.66644 AUD/USD
0.61089 AUD/EURO.

Malcolm Kater Super - PMA

Portfolio valuation

As at 30 Jun 2023

JBWere

Net portfolio value \$791,013.95 continued

Asset	Quantity	Avg unit cost \$	Actual cost \$	Unit price \$	Market value \$	Portfolio weight %	Gain/loss \$	Est income \$	Est yield %	
Credit										
Totals			464,133.70		453,561.80	57.33%	-10,571.90	28,516.45	6.29%	
Equity - International										
AAPL.NSM	APPLE ORD	85 ✓	200.9025	17,076.71	291.0559	24,739.75	3.13%	7,663.04	119.42	0.48%
				USD	193.97	16,487.45				
AIR.PAR	AIRBUS GROUP ORD	67 ✓	177.2628	11,876.61	216.667	14,516.69 ✓	1.84%	2,640.08	195.98	1.35%
				EUR	132.36	8,868.12				
AMGN.NSM	AMGEN ORD	32 ✓	302.7978	9,689.53	333.1453	10,660.65	1.35%	971.12	212.15	1.99%
				USD	222.0199	7,104.64				
DG.PAR	VINCI ORD	88 ✓	143.3245	12,612.56	174.139	15,324.23	1.94%	2,711.67	277.37	1.81%
				EUR	106.38	9,361.44				
GOOGL.NSM	ALPHABET CL A ORD	160 ✓	188.2141	30,114.26	179.6122	28,737.96	3.63%	-1,376.30	-	-
				USD	119.70	19,152.00				
HD.NYS	HOME DEPOT ORD	20 ✓	588.401	11,768.02	466.1215	9,322.43	1.18%	-2,445.59	197.64	2.12%
				USD	310.64	6,212.80				
IHVV	ISHARES S&P 500 AUD HEDGED ETF	850 ✓	35.643	30,296.55	41.68	35,428.00 ✓	4.48%	5,131.45	471.19	1.33%
JPM.NYS	JPMORGAN CHASE & CO COM STK USD1	53 ✓	228.4223	12,106.38	218.2357	11,566.49	1.46%	-539.89	259.09	2.24%
				USD	145.44	7,708.32				
MC.PAR	LVMH ORD	10 ✓	1,001.774	10,017.74	1,412.69	14,126.90	1.79%	4,109.16	204.84	1.45%
				EUR	863.0003	8,630.00				
MDLZ.NSM	MONDELEZ INTERNATIONAL CL A ORD	147 ✓	82.1843	12,081.09	109.448	16,088.85	2.03%	4,007.76	194.68	1.21%
				USD	72.94	10,722.18				
META.NSM	META PLATFORMS CL A ORD	68 ✓	384.7206	26,161.00	430.6193	29,282.11	3.7%	3,121.11	-	-
				USD	286.98	19,514.64				
MRK.NYS	MERCK & CO ORD	123 ✓	101.1271	12,438.63	173.145	21,296.84	2.69%	8,858.21	572.89	2.69%
				USD	115.39	14,192.97				
MSFT.NSM	MICROSOFT ORD	37 ✓	401.0965	14,840.57	510.987	18,906.52	2.39%	4,065.95	311.96	1.65%
				USD	340.5399	12,599.98				
MU.NSM	MICRON TECHNOLOGY ORD	105 ✓	95.8168	10,060.76	94.6978	9,943.27	1.26%	-117.49	72.97	0.73%
				USD	63.11	6,626.55				
PYPL.NSM	PAYPAL HOLDINGS ORD	101 ✓	184.7535	18,660.10	100.1297	10,113.10	1.28%	-8,547.00	-	-
				USD	66.73	6,739.73				
SLB.NYS	SCHLUMBERGER ORD	235 ✓	43.7827	10,288.94	73.7055	17,320.80	2.19%	7,031.86	344.68	1.99%
				USD	49.12	11,543.20				
V.NYS	VISA ORD CL A	48 ✓	319.3375	15,328.20	356.3435	17,104.49	2.16%	1,776.29	94.07	0.55%

This document is confidential, or highly confidential when credit card numbers are contained within

Malcolm Kater Super - PMA

Portfolio valuation

As at 30 Jun 2023

Net portfolio value \$791,013.95

Asset		Quantity	Avg unit cost \$	Actual cost \$	Unit price \$	Market value \$	Portfolio weight %	Gain/loss \$	Est income ^(a) \$	Est yield ^(b) %
Cash										
JBWCA	JBWere Cash Account	32,703.09	1.00	32,703.09 ✓	1.00	32,703.09 ✓	4.13%	-	1,259.07	3.85%
Totals				32,703.09		32,703.09	4.13%	-	1,259.07	3.85%
Credit										
+BOQ0726A	Bank of Queensland Ltd Subordinated bonds FRN 3MBBSW+1.6% Callable 29/07/2026 Matures 29/07/2031	50,000 ✓	1.016	50,800.50	0.9844	49,221.00 ✓	6.22%	-1,579.50	2,598.87	5.28%
+IAG0645A	INSURANCE AUSTRALIA GROUP LTD SUBORDINATED BONDS F	50,000 ✓	1.0308	51,539.00	1.0037	50,183.50 ✓	6.34%	-1,355.50	3,302.07	6.58%
+IAG1226A	Insurance Australia Group Ltd Sub bonds FRN 3MBBSW+2.45% Callable 15/12/2026 Matures 15/12/36	50,000 ✓	1.0428	52,138.50	1.0045	50,222.50 ✓	6.35%	-1,916.00	3,354.86	6.68%
+LFP0224A	Liberty Financial Pty Ltd Senior Unsecured Bonds F	50,000 ✓	1.0105	50,525.00	1.00	50,000.00 ✓	6.32%	-525.00	3,150.00	6.3%
+MEB1223A	MEMBERS EQUITY BANK TIER 1 FRN BBSW3M+5 call 5/12/2023 PERPETUAL	50,000 ✓	1.0276	51,381.00	1.0109	50,543.50 ✓	6.39%	-837.50	4,361.90	8.63%
+NAB1131A	National Australia Bank Ltd Subordinated bonds FRN	50,000 ✓	1.0418	52,089.50	1.0107	50,534.50 ✓	6.39%	-1,555.00	3,001.75	5.94%
AN3PG	AUSTRALIA AND NEW ZEALAND BANKING GROUP LIMITED. CAP NOTE 3-BBSW+4.70% PERP NON-CUM RED T-03-24	190 ✓	106.69	20,271.10	101.95	19,370.50 ✓	2.45%	-900.60	1,199.03	6.19%
BENPH	BENDIGO AND ADELAIDE BANK LIMITED CAP NOTE 3-BBSW+3.80% PERP NON-CUM RED T-06-27	190 ✓	104.72	19,896.80	102.73	19,518.70 ✓	2.47%	-378.10	1,069.62	5.48%
BOQPF	BANK OF QUEENSLAND LIMITED. CAP NOTE 3-BBSW+3.80% PERP NON-CUM RED T-05-27	190 ✓	104.15	19,788.50	102.98	19,566.20 ✓	2.47%	-222.30	1,023.31	5.23%
CBAPH	COMMONWEALTH BANK OF AUSTRALIA. CAP NOTE 3-BBSW+3.70% PERP NON-CUM RED T-04-24	195 ✓	104.38	20,354.10	101.79	19,849.05 ✓	2.51%	-505.05	1,083.76	5.46%
CGFPC	CHALLENGER LIMITED CAP NOTE 3-BBSW+4.60% PERP NON-CUM RED T-05-26	195 ✓	104.10	20,299.50	104.35	20,348.25 ✓	2.57%	48.75	1,163.92	5.72%
MQGPD	MACQUARIE GROUP LIMITED CAP NOTE 3-BBSW+4.15% PERP NON-CUM RED T-09-26	190 ✓	106.20	20,178.00	104.95	19,940.50 ✓	2.52%	-237.50	1,357.95	6.81%
NABPH	NATIONAL AUSTRALIA BANK LIMITED CAP NOTE 3-BBSW+3.50% PERP NON-CUM RED T-12-27	190 ✓	104.78	19,908.20	102.34	19,444.60 ✓	2.46%	-463.60	1,040.29	5.35%
SUNPG	SUNCORP GROUP LIMITED CAP NOTE 3-BBSW+3.65% PERP NON-CUM RED T-06-24	145 ✓	103.20	14,964.00	102.20	14,819.00 ✓	1.87%	-145.00	809.12	5.46%

This document is confidential, or highly confidential when credit card numbers are contained within

Malcolm Kater Super - PMA

Portfolio valuation

As at 30 Jun 2023

JBWere

Net portfolio value \$791,013.95 continued

Asset	Quantity	Avg unit cost \$	Actual cost \$	Unit price \$	Market value \$	Portfolio weight %	Gain/loss \$	Est income ^(a) \$	Est yield ^(b) %
Equity - International									
			USD	237.48	11,399.04				
Totals			265,417.65		304,479.08	38.5%	39,061.43	3,528.93	1.16%
Portfolio totals			762,254.44		790,743.97	99.96%	28,489.53	33,304.45	4.21%
Income declared but not paid			269.98		269.98	0.03%			
Net portfolio totals			762,524.42		791,013.95	100%	28,489.53	33,304.45	4.21%

Exchange rates used

AUD/EUR as at 30/06/2023	0.61089
AUD/USD as at 30/06/2023	0.66644

(a) Estimated income

This estimation is based on historical returns and should not be regarded as an accurate indication of future earnings.

(b) Estimated yield percentage

The estimated yield is the estimated income as a percentage of the market value.

Important Notice: The Portfolio valuation does not disclose liabilities as at the end of quarter that are associated with partly paid securities. Any liabilities at end of quarter will be separately notified to you in writing, if applicable and any such notice will form part of this report. For further information, contact your JBWere Adviser. Total portfolio value represents the aggregate of the Market value of assets in your portfolio. Net portfolio value represents your Total portfolio value after any receivables (including but not limited to income declared but not paid) and payables have been taken into account.

Holdings valuation (continued)

01 Jul 2022 - 30 Jun 2023



Equities

ASX Code	Description	Quantity	Price	Value
ABC	ADEL BRTN FPO	6,300 ✓	\$2.390	\$15,057.00 ✓
AGL	AGL ENERGY FPO	2,801 ✓	\$10.810	\$30,278.81 ✓
AMP	AMP FPO	9,375 ✓	\$1.130	\$10,593.75 ✓
BHP	BHP GROUP FPO	1,100 ✓	\$44.990	\$49,489.00 ✓
BSL	BLUESCOPE FPO	834 ✓	\$20.550	\$17,138.70 ✓
CGF	CHALLENGER FPO	4,600 ✓	\$6.480	\$29,808.00 ✓
ELD	ELDERS FPO	1,450 ✓	\$6.580	\$9,541.00 ✓
GNC	GRAINCORP FPO	6,200 ✓	\$7.830	\$48,546.00 ✓
IAG	INSUR.AUST FPO	9,305 ✓	\$5.700	\$53,038.50 ✓
IFL	INSIGNIA FPO	6,430 ✓	\$2.820	\$18,132.60 ✓
IVC	INVOCARE FPO	2,500 ✓	\$12.590	\$31,475.00 ✓
NAB	NAT. BANK FPO	10,920 ✓	\$26.370	\$287,960.40 ✓
ORI	ORICA FPO	363 ✓	\$14.830	\$5,383.29 ✓
QUB	QUBE FPO	15,500 ✓	\$2.850	\$44,175.00 ✓
SUN	SUNCORP FPO	2,556 ✓	\$13.490	\$34,480.44 ✓
TAH	TABCORP FPO	5,975 ✓	\$1.110	\$6,632.25 ✓
TLC	LOTTERY FPO	5,975 ✓	\$5.130	\$30,651.75 ✓
TLS	TELSTRA FPO	5,987 ✓	\$4.300	\$25,744.10 ✓
WBC	WESTPAC FPO	9,500 ✓	\$21.340	\$202,730.00 ✓
WDS	WOODSIDE FPO	198 ✓	\$34.440	\$6,819.12 ✓
Sub total				\$957,674.71

While every effort has been made to provide you with an accurate statement, we give no warranty of accuracy or reliability and take no responsibility for any errors or omissions including negligence by any officers, employees or agents. We encourage you to confirm the information, holdings and valuations contained herein. Information contained in the report may only relate to the period since you commenced our service.



Transaction Details (continued)

Date	Particulars	Debits	Credits	Balance																																				
	Brought forward			312,815.48 Cr																																				
3 Apr 2023	23FIN/01043957 AMP Limited																																							
	361301.....		234.38																																					
	S00097049661 Ifl Dividend																																							
	489275.....		675.15	313,725.01 Cr																																				
5 Apr 2023	FIN22/00953597 Woodside																																							
	458106.....		426.57	314,151.58 Cr																																				
6 Apr 2023	001294988922 Ivc Div																																							
	218892.....		275.00	314,426.58 Cr																																				
11 Apr 2023	QUICKSPR3451000894 Quicksuper																																							
	361578.....		472.50	314,899.08 Cr																																				
13 Apr 2023	23APR/00815105 Qube Dividend																																							
	219036.....		581.25	315,480.33 Cr																																				
21 Apr 2023	ATO004000017563462 ATO																																							
	012721.....		14,372.39	329,852.72 Cr																																				
28 Apr 2023	<table border="1"> <thead> <tr> <th>TRANSACTION SUMMARY</th> <th>QUANTITY</th> <th>U/COST</th> <th>FEE</th> </tr> </thead> <tbody> <tr> <td>Electronic Deposit</td> <td>1</td> <td>\$0.30</td> <td>\$0.30</td> </tr> <tr> <td>Transaction Fees</td> <td></td> <td></td> <td>\$0.30</td> </tr> <tr> <td>Account Service Fee</td> <td></td> <td></td> <td>\$0.00</td> </tr> <tr> <td>Total Fees</td> <td></td> <td></td> <td>\$0.30</td> </tr> <tr> <td>Less Fee Rebate</td> <td></td> <td></td> <td>\$0.00</td> </tr> <tr> <td>Less Free Eligible Trans.(max 50)</td> <td></td> <td></td> <td>\$0.30</td> </tr> <tr> <td>Total Fees Charged</td> <td></td> <td></td> <td>\$0.00</td> </tr> </tbody> </table>				TRANSACTION SUMMARY	QUANTITY	U/COST	FEE	Electronic Deposit	1	\$0.30	\$0.30	Transaction Fees			\$0.30	Account Service Fee			\$0.00	Total Fees			\$0.30	Less Fee Rebate			\$0.00	Less Free Eligible Trans.(max 50)			\$0.30	Total Fees Charged			\$0.00				
TRANSACTION SUMMARY	QUANTITY	U/COST	FEE																																					
Electronic Deposit	1	\$0.30	\$0.30																																					
Transaction Fees			\$0.30																																					
Account Service Fee			\$0.00																																					
Total Fees			\$0.30																																					
Less Fee Rebate			\$0.00																																					
Less Free Eligible Trans.(max 50)			\$0.30																																					
Total Fees Charged			\$0.00																																					
	Interest.....		842.62	330,695.34 Cr																																				
12 May 2023	Please Note From Today Your Dr Interest Rate Is 10.220%			330,695.34 Cr																																				
31 May 2023	Interest.....		1,094.91	331,790.25 Cr																																				
9 Jun 2023	000129.....	44,000.00		287,790.25 Cr																																				
16 Jun 2023	Please Note From Today Your Dr Interest Rate Is 10.470%			287,790.25 Cr																																				
20 Jun 2023	QUICKSPR3504404985 Quicksuper																																							
	361578.....		472.50	288,262.75 Cr																																				
22 Jun 2023	S00097049661 Elders Limited																																							
	255730.....		333.50	288,596.25 Cr																																				
27 Jun 2023	001296337515 WBC Dividend																																							
	250556.....		6,650.00	295,246.25 Cr																																				
30 Jun 2023	<table border="1"> <thead> <tr> <th>TRANSACTION SUMMARY</th> <th>QUANTITY</th> <th>U/COST</th> <th>FEE</th> </tr> </thead> <tbody> <tr> <td>Withdrawal</td> <td>1</td> <td>\$0.30</td> <td>\$0.30</td> </tr> <tr> <td>Electronic Deposit</td> <td>1</td> <td>\$0.30</td> <td>\$0.30</td> </tr> <tr> <td>Transaction Fees</td> <td></td> <td></td> <td>\$0.60</td> </tr> <tr> <td>Account Service Fee</td> <td></td> <td></td> <td>\$0.00</td> </tr> <tr> <td>Total Fees</td> <td></td> <td></td> <td>\$0.60</td> </tr> <tr> <td>Less Fee Rebate</td> <td></td> <td></td> <td>\$0.00</td> </tr> <tr> <td>Less Free Eligible Trans.(max 50)</td> <td></td> <td></td> <td>\$0.60</td> </tr> <tr> <td>Total Fees Charged</td> <td></td> <td></td> <td>\$0.00</td> </tr> </tbody> </table>				TRANSACTION SUMMARY	QUANTITY	U/COST	FEE	Withdrawal	1	\$0.30	\$0.30	Electronic Deposit	1	\$0.30	\$0.30	Transaction Fees			\$0.60	Account Service Fee			\$0.00	Total Fees			\$0.60	Less Fee Rebate			\$0.00	Less Free Eligible Trans.(max 50)			\$0.60	Total Fees Charged			\$0.00
TRANSACTION SUMMARY	QUANTITY	U/COST	FEE																																					
Withdrawal	1	\$0.30	\$0.30																																					
Electronic Deposit	1	\$0.30	\$0.30																																					
Transaction Fees			\$0.60																																					
Account Service Fee			\$0.00																																					
Total Fees			\$0.60																																					
Less Fee Rebate			\$0.00																																					
Less Free Eligible Trans.(max 50)			\$0.60																																					
Total Fees Charged			\$0.00																																					
	Interest.....		964.23	296,210.48 Cr ✓																																				
3 Jul 2023	<p>*****</p> <p>The Following Information Concerning This Account Is Provided To Assist In Preparing Your 2022/23 Tax Return</p> <p>Credit Interest Paid - 2022/23 Financial Year 8,350.74</p> <p>Resident Withholding Tax - 2022/23 Financial Year 0.00</p> <p>If You Have Any Queries, Please Call The Account Enquiries Number On The Top Of This Statement.</p> <p>*****</p>																																							
	001297423961 ORI Itm Div																																							
	279053.....		65.34	296,275.82 Cr																																				
5 Jul 2023	DV241/01102502 NAB Interim Div																																							
	531543.....		9,063.60	305,339.42 Cr																																				
20 Jul 2023	001298815206 GNC Div																																							
	302169.....		1,488.00	306,827.42 Cr																																				
31 Jul 2023	Interest.....		1,021.19	307,848.61 Cr																																				

✓ Agrees Bal 30.6.23.

430464160 / E-1244 S-3462 I-6924

77700 - Shares in Listed Companies (Overseas)

2023 Financial Year

Preparer Rhonda Wilkinson

Reviewer John Curley

Status Completed

Account Code	Description	CY Units	CY Balance	LY Units	LY Balance	Change
0H9X.L	Fresenius Medical Care AG & Co. KGaA - ADR	0.000000	\$0.00	145.000000	\$6,363.54	100%
0HAU.L	Lvmh Moet Hennessy Vuitton SE	10.000000	\$14,126.90	10.000000	\$8,833.48	59.92%
AAPL.NDQ3	Apple Inc	85.000000	\$24,867.95	85.000000	\$16,833.09	47.73%
AIR.PA.L1	Airbus SE	67.000000	\$14,516.69	67.000000	\$9,406.21	54.33%
AMGN.NDQ	AMGEN Inc.	32.000000	\$10,715.90	32.000000	\$11,277.29	(4.98)%
APTV.NYE1	Aptiv PLC	0.000000	\$0.00	60.000000	\$7,740.97	100%
BABA.NYE1	Alibaba Group Holding Ltd - ADR	0.000000	\$0.00	55.000000	\$9,056.48	100%
DG.PA.L1	Vinci SA	88.000000	\$15,324.23	88.000000	\$11,353.51	34.97%
GOOG.NDQ1	Alphabet Inc - Ordinary Shares - Class C	160.000000	\$29,193.36	8.000000	\$25,252.93	15.6%
HD.NYE1	Home Depot, Inc.	20.000000	\$9,370.74	20.000000	\$7,945.50	17.94%
JPM.NYE1	JPMorgan Chase & Co.	53.000000	\$11,626.42	53.000000	\$8,645.01	34.49%
MDLZ.NDQ	Mondelez International Inc. - Ordinary Shares - Class A	147.000000	\$16,172.22	147.000000	\$13,220.62	22.33%
META.NDQ	Meta Platforms Inc - Ordinary Shares - Class A	68.000000	\$29,433.85	68.000000	\$15,882.59	85.32%
MRK.NYE1	Merck & Co Inc	123.000000	\$21,407.19	123.000000	\$16,243.13	31.79%

Account Code	Description	CY Units	CY Balance	LY Units	LY Balance	Change
MSFT.NDQ1	Microsoft Corporation	37.000000	\$19,004.50	37.000000	\$13,764.49	38.07%
MU.NDQ	Micron Technology Inc.	105.000000	\$9,994.79	105.000000	\$8,407.56	18.88%
PYPL.NDQ1	PayPal Holdings Inc	101.000000	\$10,165.51	101.000000	\$10,217.35	(0.51)%
SLB.NYE	Schlumberger	235.000000	\$17,410.56	235.000000	\$12,172.46	43.03%
SMSN.L	SAMSUNG ELECTRONICS CO LTD (ATT) GDR (EACH REP 25 COM STK KRW 100) - REG S	0.000000	\$0.00	4.000000	\$6,321.17	100%
V.NYE	Visa Inc - Ordinary Shares - Class A	48.000000	\$17,193.12	48.000000	\$13,689.19	25.6%
TOTAL		CY Units	CY Balance	LY Units	LY Balance	
		1379.000000	\$270,523.93	1491.000000	\$232,626.57	

Supporting Documents

- Investment Movement Report [Report](#)

Standard Checklist

- Attach copies of Statements and Source Documentation
- Attach Investment Movement Report
- Ensure all Investments are valued at June 30 in Australian Dollars
- Ensure the investment is in accordance with the Fund's investment strategy
- Ensure the investment is in accordance with the SIS Act

Notes

Rhonda Wilkinson

Note

Refer to Portfolio Holdings Confirmation under 77600.

27/12/2023 14:29

Malcolm Kater Super Investment Movement Report

As at 30 June 2023

Investment	Opening Balance		Additions		Disposals			Closing Balance		
	Units	Cost	Units	Cost	Units	Cost	Accounting Profit/(Loss)	Units	Cost	Market Value
Bank Accounts										
JB Were Cash Account		15,974.14		50,984.36		(34,255.41)			32,703.09	32,703.09
NAB Ac		266,990.98		73,219.50		(44,000.00)			296,210.48	296,210.48
		282,965.12		124,203.86		(78,255.41)			328,913.57	328,913.57
Debt Securities (Bonds, Bills of Exchange, Promissory Notes)										
BOQ0726A - Bank of Queensland Ltd Subordinated Bonds	50,000.00	50,800.50						50,000.00	50,800.50	49,220.00
IAG1226A - IAG Subordinated Bonds 2.45%	50,000.00	52,138.50						50,000.00	52,138.50	50,225.00
IAG0645A - Insurance Aust. Group Subordinated Bonds	50,000.00	51,539.00						50,000.00	51,539.00	50,185.00
LFP0224A - Liberty Financial Pty Ltd Unsecured Bonds	50,000.00	50,525.00						50,000.00	50,525.00	50,000.00
MEB1223A - Members Equity Bank Subordinated Bonds	50,000.00	51,381.00						50,000.00	51,381.00	50,545.00
NAB1131A - National Aust Bank Subordinated Bonds	50,000.00	52,089.50						50,000.00	52,089.50	50,535.00
		308,473.50							308,473.50	300,710.00
Derivatives (Options, Hybrids, Future Contracts)										
EUR.FX - Euro	116.33	116.33			(116.33)	(116.33)	(2.61)			0.00

Malcolm Kater Super Investment Movement Report

As at 30 June 2023

Investment	Opening Balance		Additions		Disposals			Closing Balance		
	Units	Cost	Units	Cost	Units	Cost	Accounting Profit/(Loss)	Units	Cost	Market Value
USD.FX - US Cash Acc	592.03	592.03			(592.03)	(592.03)	18.39		0.00	
		708.36				(708.36)	15.78		0.00	
Shares in Listed Companies (Australian)										
ABC.AX - Adbri Limited	6,300.00	23,822.23						6,300.00	23,822.23	15,057.00
AGK.AX - Agl Energy Limited	2,801.00	35,305.11						2,801.00	35,305.11	30,278.81
AMP.AX - AMP Limited	9,375.00	15,000.00						9,375.00	15,000.00	10,593.75
ANZPG.AX - Australia And New Zealand Banking Group Limited	190.00	20,271.10			(190.00)	(20,271.10)			0.00	
AN3PG.AX - Australia And New Zealand Banking Group Limited.			190.00	20,271.10				190.00	20,271.10	19,370.50
BOQPF.AX1 - Bank Of Queensland Limited.	190.00	19,788.50						190.00	19,788.50	19,566.20
BENPH.AX - Bendigo And Adelaide Bank Limited	190.00	19,896.80						190.00	19,896.80	19,518.70
BHP.AX - BHP Group Limited	1,100.00	36,973.31						1,100.00	36,973.31	49,489.00
BSL.AX - Bluescope Steel Limited	834.00	27,713.30						834.00	27,713.30	17,138.70
CGF.AX - Challenger Limited	4,600.00	19,904.35						4,600.00	19,904.35	29,808.00

Malcolm Kater Super Investment Movement Report

As at 30 June 2023

Investment	Opening Balance		Additions		Disposals			Closing Balance		
	Units	Cost	Units	Cost	Units	Cost	Accounting Profit/(Loss)	Units	Cost	Market Value
CGFPC.AX1 - Challenger Limited	195.00	20,299.50						195.00	20,299.50	20,348.25
CBAPH.AX - Commonwealth Bank Of Australia.	195.00	20,354.10						195.00	20,354.10	19,849.05
ELD.AX - Elders Limited	1,450.00	19,968.68						1,450.00	19,968.68	9,541.00
GNC.AX - Graincorp Limited	6,200.00	49,832.19						6,200.00	49,832.19	48,546.00
IFL.AX - Insignia Financial Ltd	6,430.00	20,988.19						6,430.00	20,988.19	18,132.60
IAG.AX - Insurance Australia Group Limited	9,305.00	48,376.72						9,305.00	48,376.72	53,038.50
IVC.AX - Invocare Limited	2,500.00	14,204.84						2,500.00	14,204.84	31,475.00
MQGPD.AX - Macquarie Group Limited	190.00	20,178.00						190.00	20,178.00	19,940.50
NAB.AX - National Australia Bank Limited	10,920.00	256,638.69						10,920.00	256,638.69	287,960.40
NABPH.AX - National Australia Bank Limited	190.00	19,908.20						190.00	19,908.20	19,444.60
ORI.AX - Orica Limited	363.00	7,621.75						363.00	7,621.75	5,383.29
QUB.AX - Qube Holdings Limited	15,500.00	49,910.55						15,500.00	49,910.55	44,175.00

Malcolm Kater Super Investment Movement Report

As at 30 June 2023

Investment	Opening Balance		Additions		Disposals			Closing Balance		
	Units	Cost	Units	Cost	Units	Cost	Accounting Profit/(Loss)	Units	Cost	Market Value
SUN.AX - Suncorp Group Limited	2,556.00	33,698.94						2,556.00	33,698.94	34,480.44
SUNPG.AX - Suncorp Group Limited	145.00	14,964.00						145.00	14,964.00	14,819.00
TAH.AX - Tabcorp Holdings Limited	5,975.00	4,292.40						5,975.00	4,292.40	6,632.25
TLS.AX - Telstra Group Limited	5,987.00	25,260.40						5,987.00	25,260.40	25,744.10
TLC.AX - The Lottery Corporation Limited	5,975.00	19,876.50						5,975.00	19,876.50	30,651.75
WBC.AX - Westpac Banking Corporation	9,500.00	239,472.86						9,500.00	239,472.86	202,730.00
WDS.AX - Woodside Energy Group Ltd	198.00	5,892.48						198.00	5,892.48	6,819.12
	1,110,413.69	20,271.10				(20,271.10)		1,110,413.69		1,110,531.51
Shares in Listed Companies (Overseas)										
AIR.PA.L1 - Airbus SE	67.00	11,876.61						67.00	11,876.61	14,516.69
BABA.NYE1 - Alibaba Group Holding Ltd - ADR	55.00	11,655.42			(55.00)	(11,655.42)	(5,192.25)		0.00	
GOOG.NDQ1 - Alphabet Inc - Ordinary Shares - Class C	8.00	30,114.26	152.00					160.00	30,114.26	29,193.36
AMGN.NDQ - AMGEN Inc.	32.00	9,689.53						32.00	9,689.53	10,715.90

Malcolm Kater Super Investment Movement Report

As at 30 June 2023

Investment	Opening Balance		Additions		Disposals			Closing Balance		
	Units	Cost	Units	Cost	Units	Cost	Accounting Profit/(Loss)	Units	Cost	Market Value
AAPL.NDQ3 - Apple Inc	85.00	17,076.71						85.00	17,076.71	24,867.95
APTV.NYE1 - Aptiv PLC	60.00	12,172.39			(60.00)	(12,172.39)	(4,283.31)		0.00	
0H9X.L - Fresenius Medical Care AG & Co. KGaA - ADR	145.00	9,829.67			(145.00)	(9,829.67)	(5,416.63)		0.00	
HD.NYE1 - Home Depot, Inc.	20.00	11,768.02						20.00	11,768.02	9,370.74
JPM.NYE1 - JPMorgan Chase & Co.	53.00	12,106.38						53.00	12,106.38	11,626.42
0HAU.L - Lvmh Moet Hennessy Vuitton SE	10.00	10,017.74						10.00	10,017.74	14,126.90
MRK.NYE1 - Merck & Co Inc	123.00	12,438.63						123.00	12,438.63	21,407.19
META.NDQ - Meta Platforms Inc - Ordinary Shares - Class A	68.00	26,161.00						68.00	26,161.00	29,433.85
MU.NDQ - Micron Technology Inc.	105.00	10,060.76						105.00	10,060.76	9,994.79
MSFT.NDQ1 - Microsoft Corporation	37.00	14,840.57						37.00	14,840.57	19,004.50
MDLZ.NDQ - Mondelez International Inc. - Ordinary Shares - Class A	147.00	12,081.09						147.00	12,081.09	16,172.22
PYPL.NDQ1 - PayPal Holdings Inc	101.00	18,660.10						101.00	18,660.10	10,165.51

Malcolm Kater Super Investment Movement Report

As at 30 June 2023

Investment	Opening Balance		Additions		Disposals			Closing Balance		Market Value
	Units	Cost	Units	Cost	Units	Cost	Accounting Profit/(Loss)	Units	Cost	
SMSN.L - SAMSUNG ELECTRONICS CO LTD (ATT) GDR(EACH REP 25 COM STK KRW 100) - REG S	4.00	8,856.11			(4.00)	(8,856.11)	(2,763.12)		0.00	
SLB.NYE - Schlumberger	235.00	10,288.94						235.00	10,288.94	17,410.56
DG.PA.L1 - Vinci SA	88.00	12,612.56						88.00	12,612.56	15,324.23
V.NYE - Visa Inc - Ordinary Shares - Class A	48.00	15,328.20						48.00	15,328.20	17,193.12
		277,634.69				(42,513.59)	(17,655.31)		235,121.10	270,523.93
Units in Listed Unit Trusts (Australian)										
IHVV.AX - Ishares S&p 500 Aud Hedged Etf			850.00	30,296.55				850.00	30,296.55	35,428.00
				30,296.55					30,296.55	35,428.00
	1,980,195.36			174,771.51		(141,748.46)	(17,639.53)		2,013,218.41	2,046,107.01

78200 - Units in Listed Unit Trusts (Australian)

2023 Financial Year

Preparer Rhonda Wilkinson

Reviewer John Curley

Status Completed

Account Code	Description	CY Units	CY Balance	LY Units	LY Balance	Change
IHVV.AX	Ishares S&p 500 Aud Hedged Etf	850.000000	\$35,428.00			100%
TOTAL		CY Units	CY Balance	LY Units	LY Balance	
		850.000000	\$35,428.00			

Supporting Documents

◦ Investment Movement Report [Report](#)

Standard Checklist

- Attach copies of Statements and Source Documentation
- Attach Investment Movement Report
- Ensure all Investments are valued correctly at June 30
- Ensure the investment is in accordance with the Fund's investment strategy
- Ensure the investment is in accordance with the SIS Act

Notes

Rhonda Wilkinson

Note
Refer to Portfolio Holdings Confirmation under 77600.

27/12/2023 14:29

Malcolm Kater Super Investment Movement Report

As at 30 June 2023

Investment	Opening Balance		Additions		Disposals			Closing Balance		
	Units	Cost	Units	Cost	Units	Cost	Accounting Profit/(Loss)	Units	Cost	Market Value
Bank Accounts										
JB Were Cash Account		15,974.14		50,984.36		(34,255.41)			32,703.09	32,703.09
NAB Ac		266,990.98		73,219.50		(44,000.00)			296,210.48	296,210.48
		282,965.12		124,203.86		(78,255.41)			328,913.57	328,913.57
Debt Securities (Bonds, Bills of Exchange, Promissory Notes)										
BOQ0726A - Bank of Queensland Ltd Subordinated Bonds	50,000.00	50,800.50						50,000.00	50,800.50	49,220.00
IAG1226A - IAG Subordinated Bonds 2.45%	50,000.00	52,138.50						50,000.00	52,138.50	50,225.00
IAG0645A - Insurance Aust. Group Subordinated Bonds	50,000.00	51,539.00						50,000.00	51,539.00	50,185.00
LFP0224A - Liberty Financial Pty Ltd Unsecured Bonds	50,000.00	50,525.00						50,000.00	50,525.00	50,000.00
MEB1223A - Members Equity Bank Subordinated Bonds	50,000.00	51,381.00						50,000.00	51,381.00	50,545.00
NAB1131A - National Aust Bank Subordinated Bonds	50,000.00	52,089.50						50,000.00	52,089.50	50,535.00
		308,473.50							308,473.50	300,710.00
Derivatives (Options, Hybrids, Future Contracts)										
EUR.FX - Euro	116.33	116.33			(116.33)	(116.33)	(2.61)			0.00

Malcolm Kater Super Investment Movement Report

As at 30 June 2023

Investment	Opening Balance		Additions		Disposals			Closing Balance		
	Units	Cost	Units	Cost	Units	Cost	Accounting Profit/(Loss)	Units	Cost	Market Value
USD.FX - US Cash Acc	592.03	592.03			(592.03)	(592.03)	18.39		0.00	
		708.36				(708.36)	15.78		0.00	
Shares in Listed Companies (Australian)										
ABC.AX - Adbri Limited	6,300.00	23,822.23						6,300.00	23,822.23	15,057.00
AGK.AX - Agl Energy Limited	2,801.00	35,305.11						2,801.00	35,305.11	30,278.81
AMP.AX - AMP Limited	9,375.00	15,000.00						9,375.00	15,000.00	10,593.75
ANZPG.AX - Australia And New Zealand Banking Group Limited	190.00	20,271.10			(190.00)	(20,271.10)			0.00	
AN3PG.AX - Australia And New Zealand Banking Group Limited.			190.00	20,271.10				190.00	20,271.10	19,370.50
BOQPF.AX1 - Bank Of Queensland Limited.	190.00	19,788.50						190.00	19,788.50	19,566.20
BENPH.AX - Bendigo And Adelaide Bank Limited	190.00	19,896.80						190.00	19,896.80	19,518.70
BHP.AX - BHP Group Limited	1,100.00	36,973.31						1,100.00	36,973.31	49,489.00
BSL.AX - Bluescope Steel Limited	834.00	27,713.30						834.00	27,713.30	17,138.70
CGF.AX - Challenger Limited	4,600.00	19,904.35						4,600.00	19,904.35	29,808.00

Malcolm Kater Super Investment Movement Report

As at 30 June 2023

Investment	Opening Balance		Additions		Disposals			Closing Balance		
	Units	Cost	Units	Cost	Units	Cost	Accounting Profit/(Loss)	Units	Cost	Market Value
CGFPC.AX1 - Challenger Limited	195.00	20,299.50						195.00	20,299.50	20,348.25
CBAPH.AX - Commonwealth Bank Of Australia.	195.00	20,354.10						195.00	20,354.10	19,849.05
ELD.AX - Elders Limited	1,450.00	19,968.68						1,450.00	19,968.68	9,541.00
GNC.AX - Graincorp Limited	6,200.00	49,832.19						6,200.00	49,832.19	48,546.00
IFL.AX - Insignia Financial Ltd	6,430.00	20,988.19						6,430.00	20,988.19	18,132.60
IAG.AX - Insurance Australia Group Limited	9,305.00	48,376.72						9,305.00	48,376.72	53,038.50
IVC.AX - Invocare Limited	2,500.00	14,204.84						2,500.00	14,204.84	31,475.00
MQGPD.AX - Macquarie Group Limited	190.00	20,178.00						190.00	20,178.00	19,940.50
NAB.AX - National Australia Bank Limited	10,920.00	256,638.69						10,920.00	256,638.69	287,960.40
NABPH.AX - National Australia Bank Limited	190.00	19,908.20						190.00	19,908.20	19,444.60
ORI.AX - Orica Limited	363.00	7,621.75						363.00	7,621.75	5,383.29
QUB.AX - Qube Holdings Limited	15,500.00	49,910.55						15,500.00	49,910.55	44,175.00

Malcolm Kater Super Investment Movement Report

As at 30 June 2023

Investment	Opening Balance		Additions		Disposals			Closing Balance		
	Units	Cost	Units	Cost	Units	Cost	Accounting Profit/(Loss)	Units	Cost	Market Value
SUN.AX - Suncorp Group Limited	2,556.00	33,698.94						2,556.00	33,698.94	34,480.44
SUNPG.AX - Suncorp Group Limited	145.00	14,964.00						145.00	14,964.00	14,819.00
TAH.AX - Tabcorp Holdings Limited	5,975.00	4,292.40						5,975.00	4,292.40	6,632.25
TLS.AX - Telstra Group Limited	5,987.00	25,260.40						5,987.00	25,260.40	25,744.10
TLC.AX - The Lottery Corporation Limited	5,975.00	19,876.50						5,975.00	19,876.50	30,651.75
WBC.AX - Westpac Banking Corporation	9,500.00	239,472.86						9,500.00	239,472.86	202,730.00
WDS.AX - Woodside Energy Group Ltd	198.00	5,892.48						198.00	5,892.48	6,819.12
	1,110,413.69	20,271.10				(20,271.10)		1,110,413.69		1,110,531.51
Shares in Listed Companies (Overseas)										
AIR.PA.L1 - Airbus SE	67.00	11,876.61						67.00	11,876.61	14,516.69
BABA.NYE1 - Alibaba Group Holding Ltd - ADR	55.00	11,655.42			(55.00)	(11,655.42)	(5,192.25)		0.00	
GOOG.NDQ1 - Alphabet Inc - Ordinary Shares - Class C	8.00	30,114.26	152.00					160.00	30,114.26	29,193.36
AMGN.NDQ - AMGEN Inc.	32.00	9,689.53						32.00	9,689.53	10,715.90

Malcolm Kater Super Investment Movement Report

As at 30 June 2023

Investment	Opening Balance		Additions		Disposals			Closing Balance		
	Units	Cost	Units	Cost	Units	Cost	Accounting Profit/(Loss)	Units	Cost	Market Value
AAPL.NDQ3 - Apple Inc	85.00	17,076.71						85.00	17,076.71	24,867.95
APTV.NYE1 - Aptiv PLC	60.00	12,172.39			(60.00)	(12,172.39)	(4,283.31)		0.00	
0H9X.L - Fresenius Medical Care AG & Co. KGaA - ADR	145.00	9,829.67			(145.00)	(9,829.67)	(5,416.63)		0.00	
HD.NYE1 - Home Depot, Inc.	20.00	11,768.02						20.00	11,768.02	9,370.74
JPM.NYE1 - JPMorgan Chase & Co.	53.00	12,106.38						53.00	12,106.38	11,626.42
0HAU.L - Lvmh Moet Hennessy Vuitton SE	10.00	10,017.74						10.00	10,017.74	14,126.90
MRK.NYE1 - Merck & Co Inc	123.00	12,438.63						123.00	12,438.63	21,407.19
META.NDQ - Meta Platforms Inc - Ordinary Shares - Class A	68.00	26,161.00						68.00	26,161.00	29,433.85
MU.NDQ - Micron Technology Inc.	105.00	10,060.76						105.00	10,060.76	9,994.79
MSFT.NDQ1 - Microsoft Corporation	37.00	14,840.57						37.00	14,840.57	19,004.50
MDLZ.NDQ - Mondelez International Inc. - Ordinary Shares - Class A	147.00	12,081.09						147.00	12,081.09	16,172.22
PYPL.NDQ1 - PayPal Holdings Inc	101.00	18,660.10						101.00	18,660.10	10,165.51

Malcolm Kater Super Investment Movement Report

As at 30 June 2023

Investment	Opening Balance		Additions		Disposals			Closing Balance		Market Value
	Units	Cost	Units	Cost	Units	Cost	Accounting Profit/(Loss)	Units	Cost	
SMSN.L - SAMSUNG ELECTRONICS CO LTD (ATT) GDR(EACH REP 25 COM STK KRW 100) - REG S	4.00	8,856.11			(4.00)	(8,856.11)	(2,763.12)		0.00	
SLB.NYE - Schlumberger	235.00	10,288.94						235.00	10,288.94	17,410.56
DG.PA.L1 - Vinci SA	88.00	12,612.56						88.00	12,612.56	15,324.23
V.NYE - Visa Inc - Ordinary Shares - Class A	48.00	15,328.20						48.00	15,328.20	17,193.12
		277,634.69				(42,513.59)	(17,655.31)		235,121.10	270,523.93
Units in Listed Unit Trusts (Australian)										
IHVV.AX - Ishares S&p 500 Aud Hedged Etf			850.00	30,296.55				850.00	30,296.55	35,428.00
				30,296.55					30,296.55	35,428.00
	1,980,195.36			174,771.51		(141,748.46)	(17,639.53)		2,013,218.41	2,046,107.01

85000 - Income Tax Payable/Refundable

2023 Financial Year

Preparer Rhonda Wilkinson

Reviewer John Curley

Status Completed

Account Code	Description	CY Balance	LY Balance	Change
85000	Income Tax Payable/Refundable	\$17,829.41	\$14,631.39	21.86%
TOTAL		CY Balance	LY Balance	
		\$17,829.41	\$14,631.39	

Supporting Documents

- Non Deductible Expense Reconciliation [Report](#)
- Statement of Taxable Income [Report](#)
- Tax Reconciliation Report [Report](#)
- Exempt Pension Reconciliation [Report](#)
- Malcolm-Kater-Super-Act-Cert-2023.pdf
- 2023 ATO Income Tax Report.pdf

Standard Checklist

- Attach Actuarial Certificate (if applicable)
- Attach any other Tax reconciliations
- Attach copy of Exempt Pension Reconciliation (if applicable)
- Attach copy of Non Deductible Expense Reconciliation (if applicable)
- Attach copy of Statement of Taxable Income
- Attach copy of Tax Reconciliation Report
- Confirm Transactions in ATO Portal

Malcolm Kater Super

Statement of Taxable Income

For the year ended 30 June 2023

	2023
	\$
Benefits accrued as a result of operations	142,871.89
Less	
Increase in MV of investments	126,966.68
Exempt current pension income	73,375.00
Realised Accounting Capital Gains	(17,639.53)
Accounting Trust Distributions	490.15
	<u>183,192.30</u>
Add	
SMSF non deductible expenses	4,768.00
Pension Payments	44,000.00
Franking Credits	22,466.21
	<u>71,234.21</u>
SMSF Annual Return Rounding	(1.80)
Taxable Income or Loss	<u>30,912.00</u>
Income Tax on Taxable Income or Loss	4,636.80
Less	
Franking Credits	22,466.21
 CURRENT TAX OR REFUND	 <u>(17,829.41)</u>
Supervisory Levy	259.00
AMOUNT DUE OR REFUNDABLE	<u>(17,570.41)</u>

Malcolm Kater Super**Exempt Current Pension Income Reconciliation**

For The Period 01 July 2022 - 30 June 2023

	Date	Account Code	Account Description	Taxable Amount	Actuary/Pool %	Exempt Amount
Segment - 01 July 2022 to 30 June 2023						
Label C						
	29/07/2022	25000/NAB906838459	NAB Ac	239.21		
	29/07/2022	25000/JBWERECASHMKS	JB Were Cash Account	14.48		
	02/08/2022	25000/BOQ0726A	Bank of Queensland Ltd Subordinated	288.20		
	22/08/2022	25000/NAB1131A	National Aust Bank Subordinated Bonds	390.68		
	30/08/2022	25000/LFP0224A	Liberty Financial Pty Ltd Unsecured Bonds	432.92		
	31/08/2022	25000/NAB906838459	NAB Ac	406.38		
	31/08/2022	25000/JBWERECASHMKS	JB Were Cash Account	22.74		
	07/09/2022	25000/MEB1223A	Members Equity Bank Subordinated Bonds	544.65		
	19/09/2022	25000/IAG1226A	IAG Subordinated Bonds 2.45%	523.68		
	19/09/2022	25000/IAG0645A	Insurance Aust. Group Subordinated Bonds	511.07		
	30/09/2022	25000/NAB906838459	NAB Ac	477.05		
	30/09/2022	25000/JBWERECASHMKS	JB Were Cash Account	30.67		
	31/10/2022	25000/JBWERECASHMKS	JB Were Cash Account	38.86		
	31/10/2022	25000/NAB906838459	NAB Ac	584.04		
	03/11/2022	25000/BOQ0726A	Bank of Queensland Ltd Subordinated	479.11		
	28/11/2022	25000/LFP0224A	Liberty Financial Pty Ltd Unsecured Bonds	612.58		
	30/11/2022	25000/NAB906838459	NAB Ac	632.19		
	30/11/2022	25000/NAB1131A	National Aust Bank Subordinated Bonds	546.54		
	30/11/2022	25000/JBWERECASHMKS	JB Were Cash Account	31.09		
	05/12/2022	25000/MEB1223A	Members Equity Bank Subordinated Bonds	658.03		
	19/12/2022	25000/IAG1226A	IAG Subordinated Bonds 2.45%	648.64		

Malcolm Kater Super**Exempt Current Pension Income Reconciliation**

For The Period 01 July 2022 - 30 June 2023

	Date	Account Code	Account Description	Taxable Amount	Actuary/Pool %	Exempt Amount
Label C						
	19/12/2022	25000/IAG0645A	Insurance Aust. Group Subordinated Bonds	636.17		
	30/12/2022	25000/NAB906838459	NAB Ac	701.62		
	30/12/2022	25000/JBWERECASHMKS	JB Were Cash Account	40.90		
	31/01/2023	25000/JBWERECASHMKS	JB Were Cash Account	48.27		
	31/01/2023	25000/NAB906838459	NAB Ac	789.38		
	01/02/2023	25000/BOQ0726A	Bank of Queensland Ltd Subordinated	584.18		
	22/02/2023	25000/NAB1131A	National Aust Bank Subordinated Bonds	652.20		
	27/02/2023	25000/LFP0224A	Liberty Financial Pty Ltd Unsecured Bonds	680.60		
	28/02/2023	25000/NAB906838459	NAB Ac	734.84		
	28/02/2023	25000/JBWERECASHMKS	JB Were Cash Account	46.71		
	06/03/2023	25000/MEB1223A	Members Equity Bank Subordinated Bonds	703.84		
	17/03/2023	25000/IAG1226A	IAG Subordinated Bonds 2.45%	692.49		
	17/03/2023	25000/IAG0645A	Insurance Aust. Group Subordinated Bonds	680.16		
	31/03/2023	25000/JBWERECASHMKS	JB Were Cash Account	67.39		
	31/03/2023	25000/NAB906838459	NAB Ac	884.27		
	28/04/2023	25000/JBWERECASHMKS	JB Were Cash Account	66.16		
	28/04/2023	25000/NAB906838459	NAB Ac	842.62		
	02/05/2023	25000/BOQ0726A	Bank of Queensland Ltd Subordinated	600.47		
	22/05/2023	25000/NAB1131A	National Aust Bank Subordinated Bonds	654.82		
	26/05/2023	25000/LFP0224A	Liberty Financial Pty Ltd Unsecured Bonds	711.23		
	31/05/2023	25000/JBWERECASHMKS	JB Were Cash Account	86.35		
	31/05/2023	25000/NAB906838459	NAB Ac	1,094.91		
	05/06/2023	25000/MEB1223A	Members Equity Bank Subordinated Bonds	753.27		

Malcolm Kater Super**Exempt Current Pension Income Reconciliation**

For The Period 01 July 2022 - 30 June 2023

	Date	Account Code	Account Description	Taxable Amount	Actuary/Pool %	Exempt Amount
Label C						
	20/06/2023	25000/IAG0645A	Insurance Aust. Group Subordinated Bonds	757.21		
	20/06/2023	25000/IAG1226A	IAG Subordinated Bonds 2.45%	769.81		
	30/06/2023	25000/JBWERECASHMKS	JB Were Cash Account	95.03		
	30/06/2023	25000/NAB906838459	NAB Ac	964.23		
			Total	23,451.94	70.000 %	16,416.36

Label D1

13/07/2022	23900/MRK.NYE1	Merck & Co Inc	105.41
19/07/2022	23900/SLB.NYE	Schlumberger	60.93
19/07/2022	23900/MDLZ.NDQ	Mondelez International Inc. - Ordinary	64.80
28/07/2022	23900/MU.NDQ	Micron Technology Inc.	14.74
04/08/2022	23900/JPM.NYE1	JPMorgan Chase & Co.	64.13
16/08/2022	23900/AAPL.NDQ3	Apple Inc	23.41
01/09/2022	23900/SMSN.L	SAMSUNG ELECTRONICS CO LTD (ATT)	30.95
06/09/2022	23900/V.NYE	Visa Inc - Ordinary Shares - Class A	22.50
13/09/2022	23900/AMGN.NDQ	AMGEN Inc.	77.24
14/09/2022	23900/MSFT.NDQ1	Microsoft Corporation	28.30
20/09/2022	23900/HD.NYE1	Home Depot, Inc.	48.07
12/10/2022	23900/MRK.NYE1	Merck & Co Inc	113.52
18/10/2022	23900/SLB.NYE	Schlumberger	65.10
19/10/2022	23900/MDLZ.NDQ	Mondelez International Inc. - Ordinary	77.32
28/10/2022	23900/MU.NDQ	Micron Technology Inc.	16.02
03/11/2022	23900/JPM.NYE1	JPMorgan Chase & Co.	70.30

Malcolm Kater Super

Exempt Current Pension Income Reconciliation

For The Period 01 July 2022 - 30 June 2023

	Date	Account Code	Account Description	Taxable Amount	Actuary/Pool %	Exempt Amount
Label D1						
	22/11/2022	23900/DG.PA.L1	Vinci SA	115.68		
	22/11/2022	23900/SMSN.L	SAMSUNG ELECTRONICS CO LTD (ATT)	31.17		
	24/11/2022	23900/AAPL.NDQ3	Apple Inc	25.08		
	01/12/2022	23900/V.NYE	Visa Inc - Ordinary Shares - Class A	26.98		
	08/12/2022	23900/OHAU.L	Lvmh Moet Hennessy Vuitton SE	66.49		
	13/12/2022	23900/AMGN.NDQ	AMGEN Inc.	77.92		
	19/12/2022	23900/MSFT.NDQ1	Microsoft Corporation	31.14		
	21/12/2022	23900/HD.NYE1	Home Depot, Inc.	48.12		
	16/01/2023	23900/MRK.NYE1	Merck & Co Inc	110.43		
	17/01/2023	23900/SLB.NYE	Schlumberger	58.98		
	20/01/2023	23900/MDLZ.NDQ	Mondelez International Inc. - Ordinary	68.74		
	24/01/2023	23900/MU.NDQ	Micron Technology Inc.	14.88		
	03/02/2023	23900/JPM.NYE1	JPMorgan Chase & Co.	63.83		
	22/02/2023	23900/AAPL.NDQ3	Apple Inc	24.36		
	01/03/2023	23900/V.NYE	Visa Inc - Ordinary Shares - Class A	27.19		
	10/03/2023	23900/AMGN.NDQ	AMGEN Inc.	87.55		
	16/03/2023	23900/MSFT.NDQ1	Microsoft Corporation	32.43		
	27/03/2023	23900/HD.NYE1	Home Depot, Inc.	53.17		
	13/04/2023	23900/MRK.NYE1	Merck & Co Inc	114.56		
	13/04/2023	23900/SLB.NYE	Schlumberger	88.09		
	18/04/2023	23900/MDLZ.NDQ	Mondelez International Inc. - Ordinary	71.68		
	27/04/2023	23900/MU.NDQ	Micron Technology Inc.	15.39		
	01/05/2023	23900/AIR.PA.L1	Airbus SE	170.30		

Malcolm Kater Super**Exempt Current Pension Income Reconciliation**

For The Period 01 July 2022 - 30 June 2023

	Date	Account Code	Account Description	Taxable Amount	Actuary/Pool %	Exempt Amount
Label D1						
	03/05/2023	23900/JPM.NYE1	JPMorgan Chase & Co.	67.92		
	17/05/2023	23900/DG.PA.L1	Vinci SA	374.32		
	17/05/2023	23900/0HAU.L	Lvmh Moet Hennessy Vuitton SE	98.85		
	22/05/2023	23900/AAPL.NDQ3	Apple Inc	26.12		
	01/06/2023	23900/V.NYE	Visa Inc - Ordinary Shares - Class A	27.88		
	13/06/2023	23900/AMGN.NDQ	AMGEN Inc.	86.21		
	14/06/2023	23900/MSFT.NDQ1	Microsoft Corporation	31.83		
	20/06/2023	23900/HD.NYE1	Home Depot, Inc.	51.61		
			Total	3,071.64	70.000 %	2,150.15
Label J						
	08/07/2022	23900/ORI.AX	Orica Limited	47.19		
	12/09/2022	23900/MQGPD.AX	Macquarie Group Limited	141.76		
	21/09/2022	23900/IAG.AX	Insurance Australia Group Limited	465.25		
	27/09/2022	23900/AGK.AX	AGL Energy Limited	280.10		
	12/10/2022	23900/BSL.AX	Bluescope Steel Limited	208.50		
	12/12/2022	23900/MQGPD.AX	Macquarie Group Limited	165.53		
	16/12/2022	23900/ELD.AX	Elders Limited	284.20		
	22/12/2022	23900/ORI.AX	Orica Limited	79.86		
	10/03/2023	23900/MQGPD.AX	Macquarie Group Limited	171.09		
	23/03/2023	23900/IAG.AX	Insurance Australia Group Limited	390.81		
	24/03/2023	23900/AGK.AX	AGL Energy Limited	224.08		
	03/04/2023	23900/AMP.AX	AMP Limited	187.50		

Malcolm Kater Super**Exempt Current Pension Income Reconciliation**

For The Period 01 July 2022 - 30 June 2023

	Date	Account Code	Account Description	Taxable Amount	Actuary/Pool %	Exempt Amount
Label J						
	03/04/2023	23900/IFL.AX	Insignia Financial Ltd	337.58		
	13/06/2023	23900/MQGPD.AX	Macquarie Group Limited	197.31		
	22/06/2023	23900/ELD.AX	Elders Limited	233.45		
			Total	3,414.21	70.000 %	2,389.95
Label K						
	05/07/2022	23900/NAB.AX	National Australia Bank Limited	7,971.60		
	21/07/2022	23900/GNC.AX	Graincorp Limited	1,488.00		
	15/08/2022	23900/BOQPF.AX1	Bank Of Queensland Limited.	159.16		
	25/08/2022	23900/CGFPC.AX1	Challenger Limited	195.00		
	12/09/2022	23900/MQGPD.AX	Macquarie Group Limited	94.50		
	15/09/2022	23900/CBAPH.AX	Commonwealth Bank Of Australia.	185.97		
	15/09/2022	23900/BENPH.AX	Bendigo And Adelaide Bank Limited	184.55		
	19/09/2022	23900/NABPH.AX	National Australia Bank Limited	181.51		
	19/09/2022	23900/SUNPG.AX	Suncorp Group Limited	142.43		
	20/09/2022	23900/ANZPG.AX	Australia And New Zealand Banking Group	219.11		
	21/09/2022	23900/CGF.AX	Challenger Limited	529.00		
	21/09/2022	23900/SUN.AX	Suncorp-Metway Limited	434.52		
	21/09/2022	23900/TLS.AX	Telstra Group Limited	508.89		
	23/09/2022	23900/TAH.AX	Tabcorp Holdings Limited	388.37		
	23/09/2022	23900/BHP.AX	BHP Group Limited	2,807.02		
	29/09/2022	23900/IFL.AX	Insignia Financial Ltd	758.74		
	05/10/2022	23900/ABC.AX	Adbri Limited	315.00		

Malcolm Kater Super**Exempt Current Pension Income Reconciliation**

For The Period 01 July 2022 - 30 June 2023

	Date	Account Code	Account Description	Taxable Amount	Actuary/Pool %	Exempt Amount
Label K						
	06/10/2022	23900/WDS.AX	Woodside Energy Group Ltd	316.71		
	06/10/2022	23900/IVC.AX	Invocare Limited	337.50		
	18/10/2022	23900/QUB.AX	Qube Holdings Limited	620.00		
	15/11/2022	23900/BOQPF.AX1	Bank Of Queensland Limited.	204.99		
	25/11/2022	23900/CGFPC.AX1	Challenger Limited	241.80		
	12/12/2022	23900/MQGPD.AX	Macquarie Group Limited	110.36		
	14/12/2022	23900/NAB.AX	National Australia Bank Limited	8,517.60		
	14/12/2022	23900/GNC.AX	Graincorp Limited	1,860.00		
	15/12/2022	23900/BENPH.AX	Bendigo And Adelaide Bank Limited	217.30		
	15/12/2022	23900/CBAPH.AX	Commonwealth Bank Of Australia.	219.63		
	16/12/2022	23900/ELD.AX	Elders Limited	121.80		
	19/12/2022	23900/NABPH.AX	National Australia Bank Limited	210.25		
	19/12/2022	23900/SUNPG.AX	Suncorp Group Limited	164.26		
	20/12/2022	23900/ANZPG.AX	Australia And New Zealand Banking Group	251.12		
	20/12/2022	23900/WBC.AX	Westpac Banking Corporation	6,080.00		
	15/02/2023	23900/BOQPF.AX1	Bank Of Queensland Limited.	229.58		
	27/02/2023	23900/CGFPC.AX1	Challenger Limited	271.05		
	10/03/2023	23900/MQGPD.AX	Macquarie Group Limited	114.06		
	15/03/2023	23900/CBAPH.AX	Commonwealth Bank Of Australia.	231.11		
	15/03/2023	23900/BENPH.AX	Bendigo And Adelaide Bank Limited	228.48		
	17/03/2023	23900/SUNPG.AX	Suncorp Group Limited	167.66		
	17/03/2023	23900/NABPH.AX	National Australia Bank Limited	214.89		
	20/03/2023	23900/ANZPG.AX	Australia And New Zealand Banking Group	259.31		

Malcolm Kater Super**Exempt Current Pension Income Reconciliation**

For The Period 01 July 2022 - 30 June 2023

	Date	Account Code	Account Description	Taxable Amount	Actuary/Pool %	Exempt Amount
Label K						
	21/03/2023	23900/CGF.AX	Challenger Limited	552.00		
	21/03/2023	23900/TAH.AX	Tabcorp Holdings Limited	77.67		
	23/03/2023	23900/TLC.AX	The Lottery Corporation Limited	537.75		
	23/03/2023	23900/IAG.AX	Insurance Australia Group Limited	167.49		
	28/03/2023	23900/BSL.AX	Bluescope Steel Limited	208.50		
	30/03/2023	23900/BHP.AX	BHP Group Limited	1,500.00		
	31/03/2023	23900/SUN.AX	Suncorp-Metway Limited	843.48		
	31/03/2023	23900/TLS.AX	Telstra Group Limited	508.89		
	03/04/2023	23900/AMP.AX	AMP Limited	46.88		
	03/04/2023	23900/IFL.AX	Insignia Financial Ltd	337.57		
	05/04/2023	23900/WDS.AX	Woodside Energy Group Ltd	426.57		
	06/04/2023	23900/IVC.AX	Invocare Limited	275.00		
	13/04/2023	23900/QUB.AX	Qube Holdings Limited	581.25		
	15/05/2023	23900/BOQPF.AX1	Bank Of Queensland Limited.	236.30		
	25/05/2023	23900/CGFPC.AX1	Challenger Limited	265.20		
	13/06/2023	23900/MQGPD.AX	Macquarie Group Limited	131.54		
	15/06/2023	23900/CBAPH.AX	Commonwealth Bank Of Australia.	253.17		
	15/06/2023	23900/BENPH.AX	Bendigo And Adelaide Bank Limited	250.02		
	19/06/2023	23900/SUNPG.AX	Suncorp Group Limited	191.75		
	19/06/2023	23900/NABPH.AX	National Australia Bank Limited	246.13		
	20/06/2023	23900/ANZPG.AX	Australia And New Zealand Banking Group	281.22		
	22/06/2023	23900/ELD.AX	Elders Limited	100.05		
	27/06/2023	23900/WBC.AX	Westpac Banking Corporation	6,650.00		

Malcolm Kater Super**Exempt Current Pension Income Reconciliation**

For The Period 01 July 2022 - 30 June 2023

	Date	Account Code	Account Description	Taxable Amount	Actuary/Pool %	Exempt Amount
Label K						
			Total	52,421.26	70.000 %	36,694.89
Label L						
	05/07/2022	23900/NAB.AX	National Australia Bank Limited	3,416.40		
	21/07/2022	23900/GNC.AX	Graincorp Limited	637.71		
	15/08/2022	23900/BOQPF.AX1	Bank Of Queensland Limited.	68.21		
	25/08/2022	23900/CGFPC.AX1	Challenger Limited	83.57		
	12/09/2022	23900/MQGPD.AX	Macquarie Group Limited	40.50		
	15/09/2022	23900/CBAPH.AX	Commonwealth Bank Of Australia.	79.70		
	15/09/2022	23900/BENPH.AX	Bendigo And Adelaide Bank Limited	79.09		
	19/09/2022	23900/NABPH.AX	National Australia Bank Limited	77.79		
	19/09/2022	23900/SUNPG.AX	Suncorp Group Limited	61.04		
	20/09/2022	23900/ANZPG.AX	Australia And New Zealand Banking Group	93.90		
	21/09/2022	23900/CGF.AX	Challenger Limited	226.71		
	21/09/2022	23900/SUN.AX	Suncorp-Metway Limited	186.22		
	21/09/2022	23900/TLS.AX	Telstra Group Limited	218.10		
	23/09/2022	23900/TAH.AX	Tabcorp Holdings Limited	166.44		
	23/09/2022	23900/BHP.AX	BHP Group Limited	1,203.01		
	29/09/2022	23900/IFL.AX	Insignia Financial Ltd	325.17		
	05/10/2022	23900/ABC.AX	Adbri Limited	135.00		
	06/10/2022	23900/WDS.AX	Woodside Energy Group Ltd	135.73		
	06/10/2022	23900/IVC.AX	Invocare Limited	144.64		
	18/10/2022	23900/QUB.AX	Qube Holdings Limited	265.71		

Malcolm Kater Super**Exempt Current Pension Income Reconciliation**

For The Period 01 July 2022 - 30 June 2023

	Date	Account Code	Account Description	Taxable Amount	Actuary/Pool %	Exempt Amount
Label L						
	15/11/2022	23900/BOQPF.AX1	Bank Of Queensland Limited.	87.85		
	25/11/2022	23900/CGFPC.AX1	Challenger Limited	103.63		
	12/12/2022	23900/MQGPD.AX	Macquarie Group Limited	47.30		
	14/12/2022	23900/NAB.AX	National Australia Bank Limited	3,650.40		
	14/12/2022	23900/GNC.AX	Graincorp Limited	797.14		
	15/12/2022	23900/BENPH.AX	Bendigo And Adelaide Bank Limited	93.13		
	15/12/2022	23900/CBAPH.AX	Commonwealth Bank Of Australia.	94.13		
	16/12/2022	23900/ELD.AX	Elders Limited	52.20		
	19/12/2022	23900/NABPH.AX	National Australia Bank Limited	90.11		
	19/12/2022	23900/SUNPG.AX	Suncorp Group Limited	70.40		
	20/12/2022	23900/ANZPG.AX	Australia And New Zealand Banking Group	107.62		
	20/12/2022	23900/WBC.AX	Westpac Banking Corporation	2,605.71		
	15/02/2023	23900/BOQPF.AX1	Bank Of Queensland Limited.	98.39		
	27/02/2023	23900/CGFPC.AX1	Challenger Limited	116.16		
	10/03/2023	23900/MQGPD.AX	Macquarie Group Limited	48.88		
	15/03/2023	23900/CBAPH.AX	Commonwealth Bank Of Australia.	99.05		
	15/03/2023	23900/BENPH.AX	Bendigo And Adelaide Bank Limited	97.92		
	17/03/2023	23900/SUNPG.AX	Suncorp Group Limited	71.85		
	17/03/2023	23900/NABPH.AX	National Australia Bank Limited	92.10		
	20/03/2023	23900/ANZPG.AX	Australia And New Zealand Banking Group	111.13		
	21/03/2023	23900/CGF.AX	Challenger Limited	236.57		
	21/03/2023	23900/TAH.AX	Tabcorp Holdings Limited	33.29		
	23/03/2023	23900/TLC.AX	The Lottery Corporation Limited	230.46		

Malcolm Kater Super**Exempt Current Pension Income Reconciliation**

For The Period 01 July 2022 - 30 June 2023

	Date	Account Code	Account Description	Taxable Amount	Actuary/Pool %	Exempt Amount
Label L						
	23/03/2023	23900/IAG.AX	Insurance Australia Group Limited	71.78		
	28/03/2023	23900/BSL.AX	Bluescope Steel Limited	89.36		
	30/03/2023	23900/BHP.AX	BHP Group Limited	642.86		
	31/03/2023	23900/SUN.AX	Suncorp-Metway Limited	361.49		
	31/03/2023	23900/TLS.AX	Telstra Group Limited	218.10		
	03/04/2023	23900/AMP.AX	AMP Limited	20.09		
	03/04/2023	23900/IFL.AX	Insignia Financial Ltd	144.67		
	05/04/2023	23900/WDS.AX	Woodside Energy Group Ltd	182.82		
	06/04/2023	23900/IVC.AX	Invocare Limited	117.86		
	13/04/2023	23900/QUB.AX	Qube Holdings Limited	249.11		
	15/05/2023	23900/BOQPF.AX1	Bank Of Queensland Limited.	101.27		
	25/05/2023	23900/CGFPC.AX1	Challenger Limited	113.66		
	13/06/2023	23900/MQGPD.AX	Macquarie Group Limited	56.37		
	15/06/2023	23900/CBAPH.AX	Commonwealth Bank Of Australia.	108.50		
	15/06/2023	23900/BENPH.AX	Bendigo And Adelaide Bank Limited	107.15		
	19/06/2023	23900/SUNPG.AX	Suncorp Group Limited	82.18		
	19/06/2023	23900/NABPH.AX	National Australia Bank Limited	105.48		
	20/06/2023	23900/ANZPG.AX	Australia And New Zealand Banking Group	120.52		
	22/06/2023	23900/ELD.AX	Elders Limited	42.88		
	27/06/2023	23900/WBC.AX	Westpac Banking Corporation	2,850.00		
			Total	22,466.21	70.000 %	15,726.35
					Total Segment ECPI *	73,377.70

Malcolm Kater Super

Exempt Current Pension Income Reconciliation

For The Period 01 July 2022 - 30 June 2023

Date	Account Code	Account Description	Taxable Amount	Actuary/Pool %	Exempt Amount
				SMSF Annual Return Rounding	2.70
				Total ECPI	73,375.00

* Total Segment ECPI does not include ECPI amounts from Label A. The total ECPI from Label A is shown separately at the start of the report.

Malcolm Kater Super

Pension Non Deductible Expense Report

For The Period 01 July 2022 - 30 June 2023

	Date	Account Code	Account Description	Amount	Expense %	Deductible	Non Deductible
Segment - 01 July 2022 to 30 June 2023							
Label H							
	30/06/2023	30700	Auditor's Remuneration	385.00			
			Total	385.00	68.759 %	120.28	264.72
Label J							
	19/04/2023	30900	Advisor Fees	998.96			
	19/10/2022	30900	Advisor Fees	984.31			
	30/06/2023	30100	Accountancy Fees	2,805.00			
	18/01/2023	30900	Advisor Fees	997.21			
	30/06/2023	30900	Advisor Fees	814.63			
	30/06/2023	30200	Actuarial Certificate	110.00			
			Total	6,710.11	68.759 %	2,096.32	4,613.79
	21/04/2023	30400	ATO Supervisory Levy	259.00			
			Total	259.00	0.000 %	259.00	0.00
					Label Total	2,355.32	4,613.79
					Total Segment Expenses	2,475.60	4,878.51

Malcolm Kater Super

Pension Non Deductible Expense Report

For The Period 01 July 2022 - 30 June 2023

Date	Account Code	Account Description	Amount	Expense %	Deductible	Non Deductible
				Total Expenses *	2,475.60	4,878.51

* General expense percentage - 68.759 %

* Investment expense percentage - 69.999 %

Malcolm Kater Super Tax Reconciliation Report

For the year ended 30 June 2023

Tax Return Label	Date	Account Code	Account Name	Amount \$
C - Income - Gross interest				
	29/07/2022	25000/NAB906838459	NAB Ac	239.21
	29/07/2022	25000/JBWERECASHMKS	JB Were Cash Account	14.48
	02/08/2022	25000/BOQ0726A	Bank of Queensland Ltd Subordinated Bonds	288.20
	22/08/2022	25000/NAB1131A	National Aust Bank Subordinated Bonds	390.68
	30/08/2022	25000/LFP0224A	Liberty Financial Pty Ltd Unsecured Bonds	432.92
	31/08/2022	25000/NAB906838459	NAB Ac	406.38
	31/08/2022	25000/JBWERECASHMKS	JB Were Cash Account	22.74
	07/09/2022	25000/MEB1223A	Members Equity Bank Subordinated Bonds	544.65
	19/09/2022	25000/IAG0645A	Insurance Aust. Group Subordinated Bonds	511.07
	19/09/2022	25000/IAG1226A	IAG Subordinated Bonds 2.45%	523.68
	30/09/2022	25000/NAB906838459	NAB Ac	477.05
	30/09/2022	25000/JBWERECASHMKS	JB Were Cash Account	30.67
	31/10/2022	25000/NAB906838459	NAB Ac	584.04
	31/10/2022	25000/JBWERECASHMKS	JB Were Cash Account	38.86
	03/11/2022	25000/BOQ0726A	Bank of Queensland Ltd Subordinated Bonds	479.11
	28/11/2022	25000/LFP0224A	Liberty Financial Pty Ltd Unsecured Bonds	612.58
	30/11/2022	25000/NAB906838459	NAB Ac	632.19
	30/11/2022	25000/JBWERECASHMKS	JB Were Cash Account	31.09
	30/11/2022	25000/NAB1131A	National Aust Bank Subordinated Bonds	546.54
	05/12/2022	25000/MEB1223A	Members Equity Bank Subordinated Bonds	658.03
	19/12/2022	25000/IAG0645A	Insurance Aust. Group Subordinated Bonds	636.17
	19/12/2022	25000/IAG1226A	IAG Subordinated Bonds 2.45%	648.64
	30/12/2022	25000/NAB906838459	NAB Ac	701.62
	30/12/2022	25000/JBWERECASHMKS	JB Were Cash Account	40.90
	31/01/2023	25000/NAB906838459	NAB Ac	789.38
	31/01/2023	25000/JBWERECASHMKS	JB Were Cash Account	48.27
	01/02/2023	25000/BOQ0726A	Bank of Queensland Ltd Subordinated Bonds	584.18
	22/02/2023	25000/NAB1131A	National Aust Bank Subordinated Bonds	652.20
	27/02/2023	25000/LFP0224A	Liberty Financial Pty Ltd Unsecured Bonds	680.60
	28/02/2023	25000/NAB906838459	NAB Ac	734.84
	28/02/2023	25000/JBWERECASHMKS	JB Were Cash Account	46.71
	06/03/2023	25000/MEB1223A	Members Equity Bank Subordinated Bonds	703.84
	17/03/2023	25000/IAG0645A	Insurance Aust. Group Subordinated Bonds	680.16
	17/03/2023	25000/IAG1226A	IAG Subordinated Bonds 2.45%	692.49
	31/03/2023	25000/NAB906838459	NAB Ac	884.27
	31/03/2023	25000/JBWERECASHMKS	JB Were Cash Account	67.39
	28/04/2023	25000/NAB906838459	NAB Ac	842.62

Malcolm Kater Super Tax Reconciliation Report

For the year ended 30 June 2023

Tax Return Label	Date	Account Code	Account Name	Amount \$
C - Income - Gross interest				
	28/04/2023	25000/JBWERECASHMKS	JB Were Cash Account	66.16
	02/05/2023	25000/BOQ0726A	Bank of Queensland Ltd Subordinated Bonds	600.47
	22/05/2023	25000/NAB1131A	National Aust Bank Subordinated Bonds	654.82
	26/05/2023	25000/LFP0224A	Liberty Financial Pty Ltd Unsecured Bonds	711.23
	31/05/2023	25000/NAB906838459	NAB Ac	1,094.91
	31/05/2023	25000/JBWERECASHMKS	JB Were Cash Account	86.35
	05/06/2023	25000/MEB1223A	Members Equity Bank Subordinated Bonds	753.27
	20/06/2023	25000/IAG0645A	Insurance Aust. Group Subordinated Bonds	757.21
	20/06/2023	25000/IAG1226A	IAG Subordinated Bonds 2.45%	769.81
	30/06/2023	25000/NAB906838459	NAB Ac	964.23
	30/06/2023	25000/JBWERECASHMKS	JB Were Cash Account	95.03
Sub-Total				23,451.94
Ignore Cents				0.94
Total				23,451.00
D1 - Income - Gross foreign income				
	13/07/2022	23900/MRK.NYE1	Merck & Co Inc	105.41
	19/07/2022	23900/SLB.NYE	Schlumberger	60.93
	19/07/2022	23900/MDLZ.NDQ	Mondelez International Inc. - Ordinary Shares - Class A	64.80
	28/07/2022	23900/MU.NDQ	Micron Technology Inc.	14.74
	04/08/2022	23900/JPM.NYE1	JPMorgan Chase & Co.	64.13
	16/08/2022	23900/AAPL.NDQ3	Apple Inc	23.41
	01/09/2022	23900/SMSN.L	SAMSUNG ELECTRONICS CO LTD (ATT) GDR(EACH REP 25 COM STK KRW 100)...	30.95
	06/09/2022	23900/V.NYE	Visa Inc - Ordinary Shares - Class A	22.50
	13/09/2022	23900/AMGN.NDQ	AMGEN Inc.	77.24
	14/09/2022	23900/MSFT.NDQ1	Microsoft Corporation	28.30
	20/09/2022	23900/HD.NYE1	Home Depot, Inc.	48.07
	12/10/2022	23900/MRK.NYE1	Merck & Co Inc	113.52
	18/10/2022	23900/SLB.NYE	Schlumberger	65.10
	19/10/2022	23900/MDLZ.NDQ	Mondelez International Inc. - Ordinary Shares - Class A	77.32
	28/10/2022	23900/MU.NDQ	Micron Technology Inc.	16.02
	03/11/2022	23900/JPM.NYE1	JPMorgan Chase & Co.	70.30
	22/11/2022	23900/SMSN.L	SAMSUNG ELECTRONICS CO LTD (ATT) GDR(EACH REP 25 COM STK KRW 100)...	31.17
	22/11/2022	23900/DG.PA.L1	Vinci SA	115.68
	24/11/2022	23900/AAPL.NDQ3	Apple Inc	25.08
	01/12/2022	23900/V.NYE	Visa Inc - Ordinary Shares - Class A	26.98
	08/12/2022	23900/0HAU.L	Lvmh Moet Hennessy Vuitton SE	66.49
	13/12/2022	23900/AMGN.NDQ	AMGEN Inc.	77.92
	19/12/2022	23900/MSFT.NDQ1	Microsoft Corporation	31.14

Malcolm Kater Super Tax Reconciliation Report

For the year ended 30 June 2023

Tax Return Label	Date	Account Code	Account Name	Amount \$
D1 - Income - Gross foreign income				
	21/12/2022	23900/HD.NYE1	Home Depot, Inc.	48.12
	16/01/2023	23900/MRK.NYE1	Merck & Co Inc	110.43
	17/01/2023	23900/SLB.NYE	Schlumberger	58.98
	20/01/2023	23900/MDLZ.NDQ	Mondelez International Inc. - Ordinary Shares - Class A	68.74
	24/01/2023	23900/MU.NDQ	Micron Technology Inc.	14.88
	03/02/2023	23900/JPM.NYE1	JPMorgan Chase & Co.	63.83
	22/02/2023	23900/AAPL.NDQ3	Apple Inc	24.36
	01/03/2023	23900/V.NYE	Visa Inc - Ordinary Shares - Class A	27.19
	10/03/2023	23900/AMGN.NDQ	AMGEN Inc.	87.55
	16/03/2023	23900/MSFT.NDQ1	Microsoft Corporation	32.43
	27/03/2023	23900/HD.NYE1	Home Depot, Inc.	53.17
	13/04/2023	23900/MRK.NYE1	Merck & Co Inc	114.56
	13/04/2023	23900/SLB.NYE	Schlumberger	88.09
	18/04/2023	23900/MDLZ.NDQ	Mondelez International Inc. - Ordinary Shares - Class A	71.68
	27/04/2023	23900/MU.NDQ	Micron Technology Inc.	15.39
	01/05/2023	23900/AIR.PA.L1	Airbus SE	170.30
	03/05/2023	23900/JPM.NYE1	JPMorgan Chase & Co.	67.92
	17/05/2023	23900/DG.PA.L1	Vinci SA	374.32
	17/05/2023	23900/OHAU.L	Lvmh Moet Hennessy Vuitton SE	98.85
	22/05/2023	23900/AAPL.NDQ3	Apple Inc	26.12
	01/06/2023	23900/V.NYE	Visa Inc - Ordinary Shares - Class A	27.88
	13/06/2023	23900/AMGN.NDQ	AMGEN Inc.	86.21
	14/06/2023	23900/MSFT.NDQ1	Microsoft Corporation	31.83
	20/06/2023	23900/HD.NYE1	Home Depot, Inc.	51.61
Sub-Total				3,071.64
Ignore Cents				0.64
Total				3,071.00
D - Income - Net foreign income				
	13/07/2022	23900/MRK.NYE1	Merck & Co Inc	105.41
	19/07/2022	23900/SLB.NYE	Schlumberger	60.93
	19/07/2022	23900/MDLZ.NDQ	Mondelez International Inc. - Ordinary Shares - Class A	64.80
	28/07/2022	23900/MU.NDQ	Micron Technology Inc.	14.74
	04/08/2022	23900/JPM.NYE1	JPMorgan Chase & Co.	64.13
	16/08/2022	23900/AAPL.NDQ3	Apple Inc	23.41
	01/09/2022	23900/SMSN.L	SAMSUNG ELECTRONICS CO LTD (ATT) GDR(EACH REP 25 COM STK KRW 100)...	30.95
	06/09/2022	23900/V.NYE	Visa Inc - Ordinary Shares - Class A	22.50
	13/09/2022	23900/AMGN.NDQ	AMGEN Inc.	77.24
	14/09/2022	23900/MSFT.NDQ1	Microsoft Corporation	28.30
	20/09/2022	23900/HD.NYE1	Home Depot, Inc.	48.07
	12/10/2022	23900/MRK.NYE1	Merck & Co Inc	113.52

Malcolm Kater Super

Tax Reconciliation Report

For the year ended 30 June 2023

Tax Return Label	Date	Account Code	Account Name	Amount \$
D - Income - Net foreign income				
	18/10/2022	23900/SLB.NYE	Schlumberger	65.10
	19/10/2022	23900/MDLZ.NDQ	Mondelez International Inc. - Ordinary Shares - Class A	77.32
	28/10/2022	23900/MU.NDQ	Micron Technology Inc.	16.02
	03/11/2022	23900/JPM.NYE1	JPMorgan Chase & Co.	70.30
	22/11/2022	23900/SMSN.L	SAMSUNG ELECTRONICS CO LTD (ATT) GDR(EACH REP 25 COM STK KRW 100)...	31.17
	22/11/2022	23900/DG.PA.L1	Vinci SA	115.68
	24/11/2022	23900/AAPL.NDQ3	Apple Inc	25.08
	01/12/2022	23900/V.NYE	Visa Inc - Ordinary Shares - Class A	26.98
	08/12/2022	23900/0HAU.L	Lvmh Moet Hennessy Vuitton SE	66.49
	13/12/2022	23900/AMGN.NDQ	AMGEN Inc.	77.92
	19/12/2022	23900/MSFT.NDQ1	Microsoft Corporation	31.14
	21/12/2022	23900/HD.NYE1	Home Depot, Inc.	48.12
	16/01/2023	23900/MRK.NYE1	Merck & Co Inc	110.43
	17/01/2023	23900/SLB.NYE	Schlumberger	58.98
	20/01/2023	23900/MDLZ.NDQ	Mondelez International Inc. - Ordinary Shares - Class A	68.74
	24/01/2023	23900/MU.NDQ	Micron Technology Inc.	14.88
	03/02/2023	23900/JPM.NYE1	JPMorgan Chase & Co.	63.83
	22/02/2023	23900/AAPL.NDQ3	Apple Inc	24.36
	01/03/2023	23900/V.NYE	Visa Inc - Ordinary Shares - Class A	27.19
	10/03/2023	23900/AMGN.NDQ	AMGEN Inc.	87.55
	16/03/2023	23900/MSFT.NDQ1	Microsoft Corporation	32.43
	27/03/2023	23900/HD.NYE1	Home Depot, Inc.	53.17
	13/04/2023	23900/MRK.NYE1	Merck & Co Inc	114.56
	13/04/2023	23900/SLB.NYE	Schlumberger	88.09
	18/04/2023	23900/MDLZ.NDQ	Mondelez International Inc. - Ordinary Shares - Class A	71.68
	27/04/2023	23900/MU.NDQ	Micron Technology Inc.	15.39
	01/05/2023	23900/AIR.PA.L1	Airbus SE	170.30
	03/05/2023	23900/JPM.NYE1	JPMorgan Chase & Co.	67.92
	17/05/2023	23900/DG.PA.L1	Vinci SA	374.32
	17/05/2023	23900/0HAU.L	Lvmh Moet Hennessy Vuitton SE	98.85
	22/05/2023	23900/AAPL.NDQ3	Apple Inc	26.12
	01/06/2023	23900/V.NYE	Visa Inc - Ordinary Shares - Class A	27.88
	13/06/2023	23900/AMGN.NDQ	AMGEN Inc.	86.21
	14/06/2023	23900/MSFT.NDQ1	Microsoft Corporation	31.83
	20/06/2023	23900/HD.NYE1	Home Depot, Inc.	51.61
Sub-Total				3,071.64
Ignore Cents				0.64
Total				3,071.00
J - Unfranked dividend amount				
	08/07/2022	23900/ORI.AX	Orica Limited	47.19

Malcolm Kater Super Tax Reconciliation Report

For the year ended 30 June 2023

Tax Return Label	Date	Account Code	Account Name	Amount \$
J - Unfranked dividend amount				
	12/09/2022	23900/MQGPD.AX	Macquarie Group Limited	141.76
	21/09/2022	23900/IAG.AX	Insurance Australia Group Limited	465.25
	27/09/2022	23900/AGK.AX	AGL Energy Limited	280.10
	12/10/2022	23900/BSL.AX	Bluescope Steel Limited	208.50
	12/12/2022	23900/MQGPD.AX	Macquarie Group Limited	165.53
	16/12/2022	23900/ELD.AX	Elders Limited	284.20
	22/12/2022	23900/ORI.AX	Orica Limited	79.86
	10/03/2023	23900/MQGPD.AX	Macquarie Group Limited	171.09
	23/03/2023	23900/IAG.AX	Insurance Australia Group Limited	390.81
	24/03/2023	23900/AGK.AX	AGL Energy Limited	224.08
	03/04/2023	23900/AMP.AX	AMP Limited	187.50
	03/04/2023	23900/IFL.AX	Insignia Financial Ltd	337.58
	13/06/2023	23900/MQGPD.AX	Macquarie Group Limited	197.31
	22/06/2023	23900/ELD.AX	Elders Limited	233.45
Sub-Total				3,414.21
Ignore Cents				0.21
Total				3,414.00
K - Franked dividend amount				
	05/07/2022	23900/NAB.AX	National Australia Bank Limited	7,971.60
	21/07/2022	23900/GNC.AX	Graincorp Limited	1,488.00
	15/08/2022	23900/BOQPF.AX1	Bank Of Queensland Limited.	159.16
	25/08/2022	23900/CGFPC.AX1	Challenger Limited	195.00
	12/09/2022	23900/MQGPD.AX	Macquarie Group Limited	94.50
	15/09/2022	23900/BENPH.AX	Bendigo And Adelaide Bank Limited	184.55
	15/09/2022	23900/CBAPH.AX	Commonwealth Bank Of Australia.	185.97
	19/09/2022	23900/SUNPG.AX	Suncorp Group Limited	142.43
	19/09/2022	23900/NABPH.AX	National Australia Bank Limited	181.51
	20/09/2022	23900/ANZPG.AX	Australia And New Zealand Banking Group Limited	219.11
	21/09/2022	23900/TLS.AX	Telstra Group Limited	508.89
	21/09/2022	23900/SUN.AX	Suncorp-Metway Limited	434.52
	21/09/2022	23900/CGF.AX	Challenger Limited	529.00
	23/09/2022	23900/TAH.AX	Tabcorp Holdings Limited	388.37
	23/09/2022	23900/BHP.AX	BHP Group Limited	2,807.02
	29/09/2022	23900/IFL.AX	Insignia Financial Ltd	758.74
	05/10/2022	23900/ABC.AX	Adbri Limited	315.00
	06/10/2022	23900/IVC.AX	Invocare Limited	337.50
	06/10/2022	23900/WDS.AX	Woodside Energy Group Ltd	316.71
	18/10/2022	23900/QUB.AX	Qube Holdings Limited	620.00
	15/11/2022	23900/BOQPF.AX1	Bank Of Queensland Limited.	204.99
	25/11/2022	23900/CGFPC.AX1	Challenger Limited	241.80
	12/12/2022	23900/MQGPD.AX	Macquarie Group Limited	110.36
	14/12/2022	23900/NAB.AX	National Australia Bank Limited	8,517.60

Malcolm Kater Super

Tax Reconciliation Report

For the year ended 30 June 2023

Tax Return Label	Date	Account Code	Account Name	Amount \$
K - Franked dividend amount				
	14/12/2022	23900/GNC.AX	Graincorp Limited	1,860.00
	15/12/2022	23900/BENPH.AX	Bendigo And Adelaide Bank Limited	217.30
	15/12/2022	23900/CBAPH.AX	Commonwealth Bank Of Australia.	219.63
	16/12/2022	23900/ELD.AX	Elders Limited	121.80
	19/12/2022	23900/SUNPG.AX	Suncorp Group Limited	164.26
	19/12/2022	23900/NABPH.AX	National Australia Bank Limited	210.25
	20/12/2022	23900/WBC.AX	Westpac Banking Corporation	6,080.00
	20/12/2022	23900/ANZPG.AX	Australia And New Zealand Banking Group Limited	251.12
	15/02/2023	23900/BOQPF.AX1	Bank Of Queensland Limited.	229.58
	27/02/2023	23900/CGFPC.AX1	Challenger Limited	271.05
	10/03/2023	23900/MQGPD.AX	Macquarie Group Limited	114.06
	15/03/2023	23900/BENPH.AX	Bendigo And Adelaide Bank Limited	228.48
	15/03/2023	23900/CBAPH.AX	Commonwealth Bank Of Australia.	231.11
	17/03/2023	23900/SUNPG.AX	Suncorp Group Limited	167.66
	17/03/2023	23900/NABPH.AX	National Australia Bank Limited	214.89
	20/03/2023	23900/ANZPG.AX	Australia And New Zealand Banking Group Limited	259.31
	21/03/2023	23900/CGF.AX	Challenger Limited	552.00
	21/03/2023	23900/TAH.AX	Tabcorp Holdings Limited	77.67
	23/03/2023	23900/IAG.AX	Insurance Australia Group Limited	167.49
	23/03/2023	23900/TLC.AX	The Lottery Corporation Limited	537.75
	28/03/2023	23900/BSL.AX	Bluescope Steel Limited	208.50
	30/03/2023	23900/BHP.AX	BHP Group Limited	1,500.00
	31/03/2023	23900/TLS.AX	Telstra Group Limited	508.89
	31/03/2023	23900/SUN.AX	Suncorp-Metway Limited	843.48
	03/04/2023	23900/AMP.AX	AMP Limited	46.88
	03/04/2023	23900/IFL.AX	Insignia Financial Ltd	337.57
	05/04/2023	23900/WDS.AX	Woodside Energy Group Ltd	426.57
	06/04/2023	23900/IVC.AX	Invocare Limited	275.00
	13/04/2023	23900/QUB.AX	Qube Holdings Limited	581.25
	15/05/2023	23900/BOQPF.AX1	Bank Of Queensland Limited.	236.30
	25/05/2023	23900/CGFPC.AX1	Challenger Limited	265.20
	13/06/2023	23900/MQGPD.AX	Macquarie Group Limited	131.54
	15/06/2023	23900/BENPH.AX	Bendigo And Adelaide Bank Limited	250.02
	15/06/2023	23900/CBAPH.AX	Commonwealth Bank Of Australia.	253.17
	19/06/2023	23900/SUNPG.AX	Suncorp Group Limited	191.75
	19/06/2023	23900/NABPH.AX	National Australia Bank Limited	246.13
	20/06/2023	23900/ANZPG.AX	Australia And New Zealand Banking Group Limited	281.22
	22/06/2023	23900/ELD.AX	Elders Limited	100.05
	27/06/2023	23900/WBC.AX	Westpac Banking Corporation	6,650.00
Sub-Total				52,421.26
Ignore Cents				0.26
Total				52,421.00

Malcolm Kater Super

Tax Reconciliation Report

For the year ended 30 June 2023

Tax Return Label	Date	Account Code	Account Name	Amount \$
L - Income - Dividend franking credit				
	05/07/2022	23900/NAB.AX	National Australia Bank Limited	3,416.40
	21/07/2022	23900/GNC.AX	Graincorp Limited	637.71
	15/08/2022	23900/BOQPF.AX1	Bank Of Queensland Limited.	68.21
	25/08/2022	23900/CGFPC.AX1	Challenger Limited	83.57
	12/09/2022	23900/MQGPD.AX	Macquarie Group Limited	40.50
	15/09/2022	23900/BENPH.AX	Bendigo And Adelaide Bank Limited	79.09
	15/09/2022	23900/CBAPH.AX	Commonwealth Bank Of Australia.	79.70
	19/09/2022	23900/SUNPG.AX	Suncorp Group Limited	61.04
	19/09/2022	23900/NABPH.AX	National Australia Bank Limited	77.79
	20/09/2022	23900/ANZPG.AX	Australia And New Zealand Banking Group Limited	93.90
	21/09/2022	23900/TLS.AX	Telstra Group Limited	218.10
	21/09/2022	23900/SUN.AX	Suncorp-Metway Limited	186.22
	21/09/2022	23900/CGF.AX	Challenger Limited	226.71
	23/09/2022	23900/TAH.AX	Tabcorp Holdings Limited	166.44
	23/09/2022	23900/BHP.AX	BHP Group Limited	1,203.01
	29/09/2022	23900/IFL.AX	Insignia Financial Ltd	325.17
	05/10/2022	23900/ABC.AX	Adbri Limited	135.00
	06/10/2022	23900/IVC.AX	Invocare Limited	144.64
	06/10/2022	23900/WDS.AX	Woodside Energy Group Ltd	135.73
	18/10/2022	23900/QUB.AX	Qube Holdings Limited	265.71
	15/11/2022	23900/BOQPF.AX1	Bank Of Queensland Limited.	87.85
	25/11/2022	23900/CGFPC.AX1	Challenger Limited	103.63
	12/12/2022	23900/MQGPD.AX	Macquarie Group Limited	47.30
	14/12/2022	23900/NAB.AX	National Australia Bank Limited	3,650.40
	14/12/2022	23900/GNC.AX	Graincorp Limited	797.14
	15/12/2022	23900/BENPH.AX	Bendigo And Adelaide Bank Limited	93.13
	15/12/2022	23900/CBAPH.AX	Commonwealth Bank Of Australia.	94.13
	16/12/2022	23900/ELD.AX	Elders Limited	52.20
	19/12/2022	23900/SUNPG.AX	Suncorp Group Limited	70.40
	19/12/2022	23900/NABPH.AX	National Australia Bank Limited	90.11
	20/12/2022	23900/WBC.AX	Westpac Banking Corporation	2,605.71
	20/12/2022	23900/ANZPG.AX	Australia And New Zealand Banking Group Limited	107.62
	15/02/2023	23900/BOQPF.AX1	Bank Of Queensland Limited.	98.39
	27/02/2023	23900/CGFPC.AX1	Challenger Limited	116.16
	10/03/2023	23900/MQGPD.AX	Macquarie Group Limited	48.88
	15/03/2023	23900/BENPH.AX	Bendigo And Adelaide Bank Limited	97.92
	15/03/2023	23900/CBAPH.AX	Commonwealth Bank Of Australia.	99.05
	17/03/2023	23900/SUNPG.AX	Suncorp Group Limited	71.85
	17/03/2023	23900/NABPH.AX	National Australia Bank Limited	92.10
	20/03/2023	23900/ANZPG.AX	Australia And New Zealand Banking Group Limited	111.13
	21/03/2023	23900/CGF.AX	Challenger Limited	236.57
	21/03/2023	23900/TAH.AX	Tabcorp Holdings Limited	33.29

Malcolm Kater Super Tax Reconciliation Report

For the year ended 30 June 2023

Tax Return Label	Date	Account Code	Account Name	Amount \$
L - Income - Dividend franking credit				
	23/03/2023	23900/IAG.AX	Insurance Australia Group Limited	71.78
	23/03/2023	23900/TLC.AX	The Lottery Corporation Limited	230.46
	28/03/2023	23900/BSL.AX	Bluescope Steel Limited	89.36
	30/03/2023	23900/BHP.AX	BHP Group Limited	642.86
	31/03/2023	23900/TLS.AX	Telstra Group Limited	218.10
	31/03/2023	23900/SUN.AX	Suncorp-Metway Limited	361.49
	03/04/2023	23900/AMP.AX	AMP Limited	20.09
	03/04/2023	23900/IFL.AX	Insignia Financial Ltd	144.67
	05/04/2023	23900/WDS.AX	Woodside Energy Group Ltd	182.82
	06/04/2023	23900/IVC.AX	Invocare Limited	117.86
	13/04/2023	23900/QUB.AX	Qube Holdings Limited	249.11
	15/05/2023	23900/BOQPF.AX1	Bank Of Queensland Limited.	101.27
	25/05/2023	23900/CGFPC.AX1	Challenger Limited	113.66
	13/06/2023	23900/MQGPD.AX	Macquarie Group Limited	56.37
	15/06/2023	23900/BENPH.AX	Bendigo And Adelaide Bank Limited	107.15
	15/06/2023	23900/CBAPH.AX	Commonwealth Bank Of Australia.	108.50
	19/06/2023	23900/SUNPG.AX	Suncorp Group Limited	82.18
	19/06/2023	23900/NABPH.AX	National Australia Bank Limited	105.48
	20/06/2023	23900/ANZPG.AX	Australia And New Zealand Banking Group Limited	120.52
	22/06/2023	23900/ELD.AX	Elders Limited	42.88
	27/06/2023	23900/WBC.AX	Westpac Banking Corporation	2,850.00
Sub-Total				22,466.21
Ignore Cents				0.21
Total				22,466.00
R1 - Assessable employer contributions				
	06/10/2022	24200/KATMAL00014A	(Contributions) Kater, Malcolm - Accumulation (Accumulation)	472.50
	11/01/2023	24200/KATMAL00014A	(Contributions) Kater, Malcolm - Accumulation (Accumulation)	472.50
	11/04/2023	24200/KATMAL00014A	(Contributions) Kater, Malcolm - Accumulation (Accumulation)	472.50
	20/06/2023	24200/KATMAL00014A	(Contributions) Kater, Malcolm - Accumulation (Accumulation)	472.50
Sub-Total				1,890.00
Ignore Cents				0.00
Total				1,890.00
R - Assessable contributions (R1 plus R2 plus R3 less R6)				
			Assessable employer contributions	1,890.00
Sub-Total				1,890.00
Ignore Cents				0.00
Total				1,890.00
W - GROSS INCOME (Sum of labels A to U)				
				106,713.00

Malcolm Kater Super Tax Reconciliation Report

For the year ended 30 June 2023

Tax Return Label	Date	Account Code	Account Name	Amount \$
W - GROSS INCOME (Sum of labels A to U)				
Sub-Total				106,713.00
Ignore Cents				0.00
Total				106,713.00
Y - Income - Exempt current pension income				
				73,375.00
Sub-Total				73,375.00
Ignore Cents				0.00
Total				73,375.00
V - TOTAL ASSESSABLE INCOME (W less Y)				
				33,338.00
Sub-Total				33,338.00
Ignore Cents				0.00
Total				33,338.00
H1 - Expenses - SMSF auditor fee				
	30/06/2023	30700	Auditor's Remuneration	120.28
Sub-Total				120.28
Ignore Cents				0.28
Total				120.00
H2 - Expenses - SMSF auditor fee non deductible				
	30/06/2023	30700	Auditor's Remuneration	264.72
Sub-Total				264.72
Ignore Cents				0.72
Total				264.00
J1 - Expenses - Management and administration expenses				
	19/10/2022	30900	Advisor Fees	307.51
	18/01/2023	30900	Advisor Fees	311.54
	19/04/2023	30900	Advisor Fees	312.09
	30/06/2023	30100	Accountancy Fees	876.31
	30/06/2023	30200	Actuarial Certificate	34.37
	30/06/2023	30900	Advisor Fees	254.50
	21/04/2023	30400	ATO Supervisory Levy	259.00
Sub-Total				2,355.31
Ignore Cents				0.31
Total				2,355.00
J2 - Expenses - Management and administration expenses non deductible				
	19/10/2022	30900	Advisor Fees	676.80
	18/01/2023	30900	Advisor Fees	685.67
	19/04/2023	30900	Advisor Fees	686.87
	30/06/2023	30100	Accountancy Fees	1,928.69
	30/06/2023	30200	Actuarial Certificate	75.63

Malcolm Kater Super Tax Reconciliation Report

For the year ended 30 June 2023

Tax Return Label	Date	Account Code	Account Name	Amount \$
J2 - Expenses - Management and administration expenses non deductible				
	30/06/2023	30900	Advisor Fees	560.13
Sub-Total				4,613.80
Ignore Cents				0.80
Total				4,613.00
L1 - Expenses - Other amounts (Fully deductible)				
	01/07/2022	30150	Administration Fees	(125.38)
	30/06/2023	30150	Administration Fees	75.51
Sub-Total				(49.88)
Ignore Cents				0.88
Total				(49.00)
L2 - Expenses - Other amounts (Non-deductible)				
	01/07/2022	30150	Administration Fees	(275.96)
	30/06/2023	30150	Administration Fees	166.18
Sub-Total				(109.77)
Ignore Cents				0.77
Total				(109.00)
N - TOTAL DEDUCTIONS				
				2,425.00
Sub-Total				2,425.00
Ignore Cents				0.00
Total				2,425.00
Y - TOTAL NON DEDUCTIBLE EXPENSES				
				4,767.00
Sub-Total				4,767.00
Ignore Cents				0.00
Total				4,767.00
O - TAXABLE INCOME OR LOSS				
				30,913.00
Sub-Total				30,913.00
Ignore Cents				0.00
Total				30,913.00
Z - TOTAL SMSF EXPENSES				
				7,192.00
Sub-Total				7,192.00
Ignore Cents				0.00
Total				7,192.00
A - Taxable income				
				30,913.00

Malcolm Kater Super Tax Reconciliation Report

For the year ended 30 June 2023

Tax Return Label	Date	Account Code	Account Name	Amount \$
A - Taxable income				
Sub-Total				30,913.00
Ignore Cents				0.00
Total				30,913.00
T1 - Tax on taxable income				
				4,636.80
Sub-Total				4,636.80
Ignore Cents				0.00
Total				4,636.80
B - Gross Tax				
				4,636.80
Sub-Total				4,636.80
Ignore Cents				0.00
Total				4,636.80
T2 - SUBTOTAL				
				4,636.80
Sub-Total				4,636.80
Ignore Cents				0.00
Total				4,636.80
T3 - SUBTOTAL 2				
				4,636.80
Sub-Total				4,636.80
Ignore Cents				0.00
Total				4,636.80
E1 - Complying fund's franking credits tax offset				
	05/07/2022	23900/NAB.AX	National Australia Bank Limited	3,416.40
	21/07/2022	23900/GNC.AX	Graincorp Limited	637.71
	15/08/2022	23900/BOQPF.AX1	Bank Of Queensland Limited.	68.21
	25/08/2022	23900/CGFPC.AX1	Challenger Limited	83.57
	12/09/2022	23900/MQGPD.AX	Macquarie Group Limited	40.50
	15/09/2022	23900/BENPH.AX	Bendigo And Adelaide Bank Limited	79.09
	15/09/2022	23900/CBAPH.AX	Commonwealth Bank Of Australia.	79.70
	19/09/2022	23900/SUNPG.AX	Suncorp Group Limited	61.04
	19/09/2022	23900/NABPH.AX	National Australia Bank Limited	77.79
	20/09/2022	23900/ANZPG.AX	Australia And New Zealand Banking Group Limited	93.90
	21/09/2022	23900/TLS.AX	Telstra Group Limited	218.10
	21/09/2022	23900/SUN.AX	Suncorp-Metway Limited	186.22
	21/09/2022	23900/CGF.AX	Challenger Limited	226.71
	23/09/2022	23900/TAH.AX	Tabcorp Holdings Limited	166.44
	23/09/2022	23900/BHP.AX	BHP Group Limited	1,203.01
	29/09/2022	23900/IFL.AX	Insignia Financial Ltd	325.17

Malcolm Kater Super**Tax Reconciliation Report**

For the year ended 30 June 2023

Tax Return Label	Date	Account Code	Account Name	Amount \$
E1 - Complying fund's franking credits tax offset				
	05/10/2022	23900/ABC.AX	Adbri Limited	135.00
	06/10/2022	23900/IVC.AX	Invocare Limited	144.64
	06/10/2022	23900/WDS.AX	Woodside Energy Group Ltd	135.73
	18/10/2022	23900/QUB.AX	Qube Holdings Limited	265.71
	15/11/2022	23900/BOQPF.AX1	Bank Of Queensland Limited.	87.85
	25/11/2022	23900/CGFPC.AX1	Challenger Limited	103.63
	12/12/2022	23900/MQGPD.AX	Macquarie Group Limited	47.30
	14/12/2022	23900/NAB.AX	National Australia Bank Limited	3,650.40
	14/12/2022	23900/GNC.AX	Graincorp Limited	797.14
	15/12/2022	23900/BENPH.AX	Bendigo And Adelaide Bank Limited	93.13
	15/12/2022	23900/CBAPH.AX	Commonwealth Bank Of Australia.	94.13
	16/12/2022	23900/ELD.AX	Elders Limited	52.20
	19/12/2022	23900/SUNPG.AX	Suncorp Group Limited	70.40
	19/12/2022	23900/NABPH.AX	National Australia Bank Limited	90.11
	20/12/2022	23900/WBC.AX	Westpac Banking Corporation	2,605.71
	20/12/2022	23900/ANZPG.AX	Australia And New Zealand Banking Group Limited	107.62
	15/02/2023	23900/BOQPF.AX1	Bank Of Queensland Limited.	98.39
	27/02/2023	23900/CGFPC.AX1	Challenger Limited	116.16
	10/03/2023	23900/MQGPD.AX	Macquarie Group Limited	48.88
	15/03/2023	23900/BENPH.AX	Bendigo And Adelaide Bank Limited	97.92
	15/03/2023	23900/CBAPH.AX	Commonwealth Bank Of Australia.	99.05
	17/03/2023	23900/SUNPG.AX	Suncorp Group Limited	71.85
	17/03/2023	23900/NABPH.AX	National Australia Bank Limited	92.10
	20/03/2023	23900/ANZPG.AX	Australia And New Zealand Banking Group Limited	111.13
	21/03/2023	23900/CGF.AX	Challenger Limited	236.57
	21/03/2023	23900/TAH.AX	Tabcorp Holdings Limited	33.29
	23/03/2023	23900/IAG.AX	Insurance Australia Group Limited	71.78
	23/03/2023	23900/TLC.AX	The Lottery Corporation Limited	230.46
	28/03/2023	23900/BSL.AX	Bluescope Steel Limited	89.36
	30/03/2023	23900/BHP.AX	BHP Group Limited	642.86
	31/03/2023	23900/TLS.AX	Telstra Group Limited	218.10
	31/03/2023	23900/SUN.AX	Suncorp-Metway Limited	361.49
	03/04/2023	23900/AMP.AX	AMP Limited	20.09
	03/04/2023	23900/IFL.AX	Insignia Financial Ltd	144.67
	05/04/2023	23900/WDS.AX	Woodside Energy Group Ltd	182.82
	06/04/2023	23900/IVC.AX	Invocare Limited	117.86
	13/04/2023	23900/QUB.AX	Qube Holdings Limited	249.11
	15/05/2023	23900/BOQPF.AX1	Bank Of Queensland Limited.	101.27
	25/05/2023	23900/CGFPC.AX1	Challenger Limited	113.66
	13/06/2023	23900/MQGPD.AX	Macquarie Group Limited	56.37
	15/06/2023	23900/BENPH.AX	Bendigo And Adelaide Bank Limited	107.15
	15/06/2023	23900/CBAPH.AX	Commonwealth Bank Of Australia.	108.50

Malcolm Kater Super Tax Reconciliation Report

For the year ended 30 June 2023

Tax Return Label	Date	Account Code	Account Name	Amount \$
E1 - Complying fund's franking credits tax offset				
	19/06/2023	23900/SUNPG.AX	Suncorp Group Limited	82.18
	19/06/2023	23900/NABPH.AX	National Australia Bank Limited	105.48
	20/06/2023	23900/ANZPG.AX	Australia And New Zealand Banking Group Limited	120.52
	22/06/2023	23900/ELD.AX	Elders Limited	42.88
	27/06/2023	23900/WBC.AX	Westpac Banking Corporation	2,850.00
Sub-Total				22,466.21
Ignore Cents				0.00
Total				22,466.21
E - Refundable tax offsets				
				22,466.21
Sub-Total				22,466.21
Ignore Cents				0.00
Total				22,466.21
I - Remainder of refundable tax offsets				
				17,829.41
Sub-Total				17,829.41
Ignore Cents				0.00
Total				17,829.41
L - Supervisory levy				
				259.00
Sub-Total				259.00
Ignore Cents				0.00
Total				259.00
S - AMOUNT DUE OR REFUNDABLE				
				(17,570.41)
Sub-Total				(17,570.41)
Ignore Cents				0.00
Total				(17,570.41)



Australian Government
Australian Taxation Office

Agent PEACOCKE ACCOUNTANTS PTY LTD
Client THE TRUSTEE FOR MALCOLM KATER SUPER
ABN 20 829 826 636
TFN 974 465 528

Income tax 002

Date generated	24 October 2023
Overdue	\$0.00
Not yet due	\$0.00
Balance	\$0.00

Transactions

4 results found - from **24 October 2021** to **24 October 2023** sorted by **processed date** ordered **newest to oldest**

Processed date	Effective date	Description	Debit (DR)	Credit (CR)	Balance
18 Apr 2023	21 Apr 2023	EFT refund for Income Tax for the period from 01 Jul 21 to 30 Jun 22	\$14,372.39		\$0.00
18 Apr 2023	18 Apr 2023	Tax return Self Man Superfund - Income Tax for the period from 01 Jul 21 to 30 Jun 22		\$14,372.39	\$14,372.39 CR
10 Nov 2021	15 Nov 2021	EFT refund for Income Tax for the period from 01 Jul 20 to 30 Jun 21	\$5,166.61		\$0.00
10 Nov 2021	10 Nov 2021	Tax return Self Man Superfund - Income Tax for the period from 01 Jul 20 to 30 Jun 21		\$5,166.61	\$5,166.61 CR

Malcolm Kater Super

FundID N/A

**Actuarial Certificate for the purposes of
Section 295-390 of the Income Tax Assessment Act 1997
Year of Income : 2022/ 2023**

Definitions

In this Certificate:

'Act' means the Income Tax Assessment Act 1997

'Trustee' means Malcolm Kater and John Curley.

Terms such as 'ordinary income', 'statutory income', 'current pension liabilities', 'segregated current pension assets' and 'superannuation liabilities' have the meanings ascribed to these terms in Subdivision 295-F of the Act.

Background

During the 2022/2023 financial year, certain members received superannuation income streams from the fund that entitle the fund to a tax exemption on some or all of its ordinary and statutory income (ie. investment income other than non-arm's length income). These superannuation income streams are referred to as "eligible pensions" in this certificate.

If the fund has any segregated current pension assets, ordinary and statutory income in relation to these assets is eligible for a tax exemption under Section 295-385 of the Act. This income is not subject to this certificate.

The proportion of the fund's ordinary and statutory income earned on the **remaining** fund assets that is exempt from tax is calculated as follows:

$$\frac{\text{average value of current pension liabilities during the period}}{\text{average value of all superannuation liabilities during the period}}$$

to the extent that these are not supported by segregated current pension assets or segregated non-current pension assets. The pension liabilities referred to here are liabilities relating to **eligible pensions** only.

In order to take advantage of this tax exemption, the Trustee must obtain an actuarial certificate which states that the liabilities referred to above plus future contributions and earnings (where applicable) will provide the amount required to meet the unsegregated liabilities of the fund in the future. Given the nature of the pensions provided by this fund this will always be the case.

My certification (below) relies on information provided by the Fund's accountant. The key data and confirmations I have relied upon are set out in the attached Appendix. Should any of this information prove to be incorrect, this certificate will immediately cease to be valid.

Heffron Consulting Pty Ltd ABN 88 084 734 261 AFSL 241 739

Certification

During the 2022/2023 year of income:


Average value of unsegregated current pension liabilities	\$1,337,057
Average value of all unsegregated superannuation liabilities	\$1,897,417
Ratio of ordinary and statutory income (ie. investment income) exempt from tax in 2022/2023 in accordance with Section 295-390	70%

If the fund held segregated current pension assets during the year, an additional tax exemption may be applicable to the ordinary and statutory income earned on these assets under Section 295-385 of the Act.

I certify that I am satisfied that the pension accounts supporting the fund's unsegregated current pension liabilities, together with future investment earnings, will discharge in full the fund's current pension liabilities as at 30 June 2023.

Given the nature of the fund's pension liabilities, it was not necessary to make any assumptions about future experience in order to make the statements in this certificate.

I believe the calculations in this Certificate are appropriate for the purposes of Section 295-390 of the Act. They have been carried out in accordance with all relevant professional standards issued by the Actuaries Institute.



Margaret Elizabeth Heffron **BEC FIAA**
Actuary

Date: 24 Oct 2023

APPENDIX – INFORMATION ON WHICH THIS CERTIFICATE IS BASED

Information to prepare this certificate has been provided by the fund’s accountants on behalf of the Trustee.

The table below shows the various member accounts throughout the year. Accounts relating to pensions which provide the tax exemption discussed in this certificate have been identified as “eligible pensions” below. Any eligible pensions supported by segregated current pension assets or other accounts supported by segregated non-current pension assets have been specifically identified.

Account Name	Account Type	1 July 2022	30 June 2023**
Malcolm Kater	Accumulation	\$558,563	\$560,170
Malcolm Kater	Eligible Pension	\$1,339,588	\$1,295,588
John Curley	Accumulation	\$1,217	\$1,217
Total Account Balances **		\$1,899,369	\$1,856,975

* eligible pensions for which segregated assets are held

** these are estimates only, drawn from draft financial statements. They reflect an allocation of fund earnings but not income tax on these earnings.

The figures above are based on unaudited financial statements and may therefore change. This certificate must be reviewed if the changes would alter the relative values of the fund’s eligible pension accounts and its other accounts.

I have been advised by the fund’s accountants that:

- the fund is a regulated complying superannuation fund and is not a defined benefit fund. Instead, members’ benefits consist entirely of accumulation accounts and/ or pensions where the benefit is determined by the value of the relevant account (ie. transition to retirement income streams, account-based pensions, market linked pensions, allocated pensions);
- there are no unusual terms or guarantees that would cause the liability represented by any individual member account to exceed the value of that account;
- for any accounts identified as relating to eligible pensions above, all requirements in relation to superannuation income streams have been satisfied (including pension payment obligations) for the relevant period or the fund has been or will be granted relief from these requirements. Unless otherwise indicated we have not verified this and have instead relied on the statements provided to us.
- this certificate has been prepared on the basis that the assets of the fund are Disregarded Small Fund Assets in accordance with section 295-387 of the Act.

This advice from the fund’s accountants is critical to the accuracy of the certificate. Should it prove to be incorrect the certificate will cease to be valid.

88000 - Sundry Creditors

2023 Financial Year

Preparer Rhonda Wilkinson

Reviewer John Curley

Status Completed

Account Code	Description	CY Balance	LY Balance	Change
88000	Sundry Creditors	(\$4,356.32)	(\$1,379.72)	215.74%
TOTAL		CY Balance	LY Balance	
		(\$4,356.32)	(\$1,379.72)	

Supporting Documents

- General Ledger [Report](#)
- 2023 JB Were Expenses.pdf
- Invoice I004234.pdf

Standard Checklist

- Attach all source documentation and confirmations of Liability

Malcolm Kater Super General Ledger

As at 30 June 2023

Transaction Date	Description	Units	Debit	Credit	Balance \$
Sundry Creditors (88000)					
Sundry Creditors (88000)					
01/07/2022	Opening Balance				1,379.72 CR
01/07/2022	reversal of partial advisor fees for 2022 incorrectly recorded as they included management fees that had already been paid.		401.34		978.38 CR
20/07/2022			978.38		0.00 DR
30/06/2023	Accountancy and Audit fees for 2022 brought to account			3,300.00	3,300.00 CR
30/06/2023	June Advisor fees brought to account			1,056.32	4,356.32 CR
			1,379.72	4,356.32	4,356.32 CR

Total Debits: 1,379.72

Total Credits: 4,356.32



TAX INVOICE

Malcolm Kater Super
Attention: Malcolm
Ewenmar PO Box 24
WARREN NSW 2824
AUSTRALIA
ABN: 20 829 826 636

Invoice Date
18 Apr 2023

Invoice Number
I004234

ABN
87 120 172 965

Peacocke Accountants Pty
Ltd
PO Box 424
DUBBO NSW 2830.
P 02 6885 5594
F 02 6867 9722

Description	Quantity	Unit Price	GST	Amount AUD
Client Order No: Job No: J013299 Name: SMSF 2022 Preparation and Lodgement of financial statements and income tax returns for the year ended 30 June 2022 for your self-managed superannuation fund Preparation of necessary workpapers and supporting documentation for Audit Completion of Audit as required				
SMSF Financials & Audit Assistance Preparation of the financial statements; including assembling materials for audit for the above named Superfund for the year. Also, includes preparation of minutes, arranging for appropriate signatures of audit-related documents, liaising with the auditors during the audit process. Preparation and lodgment of the Superfund's income tax return with the Australian Taxation Office. Also includes arranging for title searches if the Superfund has invested in real estate, arranging for an actuarial certificate if the Superfund has pension and accumulation account and other matters as required.	1.00	2,550.00	10%	2,550.00
Heffron Actuarial Certificate Payment on your behalf to Heffron for your actuarial certificate.	1.00	100.00	10%	100.00
SMSF Australia Auditor Payment on your behalf to SMSF Australia for audit of your fund.	1.00	350.00	10%	350.00
			Subtotal	3,000.00
			TOTAL GST 10%	300.00
			TOTAL AUD	3,300.00

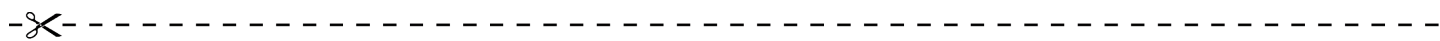
Due Date: 2 May 2023

Bank to Peacocke Accountants Pty Ltd
ANZ Dubbo

BSB 012-615
Ac No 4943-45606



[View and pay online now](#)



PAYMENT ADVICE

To: Peacocke Accountants Pty Ltd
PO Box 424
DUBBO NSW 2830.
P 02 6885 5594
F 02 6867 9722

Customer	Malcolm Kater Super
Invoice Number	I004234
Amount Due	3,300.00
Due Date	2 May 2023

Amount Enclosed

Enter the amount you are paying above

ANNUAL FEE SUMMARY
1 July 2022 to 30 June 2023
Malcolm Kater Super

Management Fees and Costs⁽¹⁾

Portfolio Management Advice - Premium	Amount	GST	Total
Portfolio Administration Fee	\$ 219.72	\$ 21.97	\$ 241.69
Portfolio Advice Fee	\$ 3,450.10	\$ 345.01	\$ 3,795.11
Total for Portfolio Management Advice - Premium	\$ 3,669.82	\$ 366.98	\$ 4,036.80
JBWere Cash Account			
Management Fee ⁽²⁾	\$ 117.25	\$ 11.73	\$ 128.98
Total for JBWere Cash Account	\$ 117.25	\$ 11.73	\$ 128.98
TOTAL MANAGEMENT FEES AND COSTS	\$ 3,787.07	\$ 378.71	\$ 4,165.78

Transaction Costs⁽³⁾

Transaction Fees	Amount	GST	Total
Brokerage ⁽⁴⁾	\$ 0.00	\$ 0.00	\$ 0.00
Other Charges ⁽⁵⁾	\$ 500.35	\$ 0.00	\$ 500.35
Cash Transaction Fees	\$ 0.00	\$ 0.00	\$ 0.00
Foreign Exchange Fees	\$ 0.00	\$ 0.00	\$ 0.00
Total for Transaction Fees	\$ 500.35	\$ 0.00	\$ 500.35
TOTAL TRANSACTION COSTS	\$ 500.35	\$ 0.00	\$ 500.35

	Amount	GST	Total
TOTAL FEES FOR THE PERIOD OF THE SUMMARY	\$ 4,287.42	\$ 378.71	\$ 4,666.13

(1) Management fees and costs are shown on an accrual basis for the reporting period.

(2) Cash Account Management fees are calculated daily and deducted monthly from the interest earned on all cash held on deposit in your JBWere Cash Account before any interest is credited to the Account. For more details refer to your cash statement for the period or contact your Adviser.

(3) Transaction costs are shown on a cash basis for the reporting period. These amounts do not include any refunds.

(4) Brokerage consists of the JBWere commission converted into AUD.

(5) Other Charges consist of other transaction fees on bonds, ASX and international trades such as the JBWere agency fee, market fee, and market levy converted into AUD.

89000 - Deferred Tax Liability/Asset

2023 Financial Year

Preparer Rhonda Wilkinson

Reviewer John Curley

Status N/A - Not Applicable

Account Code	Description	CY Balance	LY Balance	Change
89000	Deferred Tax Liability/Asset	\$0.00	\$0.00	0%
TOTAL		CY Balance	LY Balance	
		\$0.00	\$0.00	

Supporting Documents

- Deferred Tax Reconciliation Report [Report](#)

Standard Checklist

- Attach all source documentation and confirmations of Liability
- Attach copy of Deferred Tax Reconciliation Report

Malcolm Kater Super**Deferred Tax Reconciliation**

For The Period 01 July 2022 - 30 June 2023

Investment Code	Investment Name	Revaluation/Tax Deferred	Permanent Difference (Non-Assessable)	Temporary Difference (Assessable)	Temporary Difference (Accumulation Portion)
Revaluations					
IHVV.AX	78200/IHVV.AX - Ishares S&p 500 Aud Hedged Etf	5,131.45	1,710.48	3,420.97	1,026.29
QUB.AX	77600/QUB.AX - Qube Holdings Limited	(5,735.55)	(1,911.85)	(3,823.70)	(1,147.11)
IVC.AX	77600/IVC.AX - Invocare Limited	17,270.16	5,756.72	11,513.44	3,454.03
TLS.AX	77600/TLS.AX - Telstra Group Limited	483.70	161.23	322.47	96.74
TAH.AX	77600/TAH.AX - Tabcorp Holdings Limited	2,339.85	779.95	1,559.90	467.97
AMP.AX	77600/AMP.AX - AMP Limited	(4,406.25)	(1,468.75)	(2,937.50)	(881.25)
NAB1131A	72000/NAB1131A - National Aust Bank Subordinated Bonds	(1,554.50)	(518.17)	(1,036.33)	(310.90)
IAG.AX	77600/IAG.AX - Insurance Australia Group Limited	4,661.78	1,553.93	3,107.85	932.36
V.NYE	77700/V.NYE - Visa Inc - Ordinary Shares - Class A	1,864.92	621.64	1,243.28	372.98
AAPL.NDQ3	77700/AAPL.NDQ3 - Apple Inc	7,791.24	2,597.08	5,194.16	1,558.25
AGK.AX	77600/AGK.AX - Agl Energy Limited	(5,026.30)	(1,675.43)	(3,350.87)	(1,005.26)
CGF.AX	77600/CGF.AX - Challenger Limited	9,903.65	3,301.22	6,602.43	1,980.73
MRK.NYE1	77700/MRK.NYE1 - Merck & Co Inc	8,968.56	2,989.52	5,979.04	1,793.71
TLC.AX	77600/TLC.AX - The Lottery Corporation Limited	10,775.25	3,591.75	7,183.50	2,155.05
WDS.AX	77600/WDS.AX - Woodside Energy Group Ltd	926.64	308.88	617.76	185.33
LFP0224A	72000/LFP0224A - Liberty Financial Pty Ltd Unsecured Bonds	(525.00)	(175.00)	(350.00)	(105.00)
ORI.AX	77600/ORI.AX - Orica Limited	(2,238.46)	(746.15)	(1,492.31)	(447.69)
IFL.AX	77600/IFL.AX - Insignia Financial Ltd	(2,855.59)	(951.86)	(1,903.73)	(571.12)
GNC.AX	77600/GNC.AX - Graincorp Limited	(1,286.19)	(428.73)	(857.46)	(257.24)
META.NDQ	77700/META.NDQ - Meta Platforms Inc - Ordinary Shares - Class A	3,272.85	1,090.95	2,181.90	654.57

Malcolm Kater Super**Deferred Tax Reconciliation**

For The Period 01 July 2022 - 30 June 2023

Investment Code	Investment Name	Revaluation/Tax Deferred	Permanent Difference (Non-Assessable)	Temporary Difference (Assessable)	Temporary Difference (Accumulation Portion)
WBC.AX	77600/WBC.AX - Westpac Banking Corporation	(36,742.86)	(12,247.62)	(24,495.24)	(7,348.57)
MU.NDQ	77700/MU.NDQ - Micron Technology Inc.	(65.97)	(21.99)	(43.98)	(13.19)
BSL.AX	77600/BSL.AX - Bluescope Steel Limited	(10,574.60)	(3,524.87)	(7,049.73)	(2,114.92)
HD.NYE1	77700/HD.NYE1 - Home Depot, Inc.	(2,397.28)	(799.09)	(1,598.19)	(479.46)
ELD.AX	77600/ELD.AX - Elders Limited	(10,427.68)	(3,475.89)	(6,951.79)	(2,085.54)
JPM.NYE1	77700/JPM.NYE1 - JPMorgan Chase & Co.	(479.96)	(159.99)	(319.97)	(95.99)
PYPL.NDQ1	77700/PYPL.NDQ1 - PayPal Holdings Inc	(8,494.59)	(2,831.53)	(5,663.06)	(1,698.92)
MEB1223A	72000/MEB1223A - Members Equity Bank Subordinated Bonds	(836.00)	(278.67)	(557.33)	(167.20)
AN3PG.AX	77600/AN3PG.AX - Australia And New Zealand Banking Group Limited.	(900.60)	(300.20)	(600.40)	(180.12)
SUN.AX	77600/SUN.AX - Suncorp Group Limited	781.50	260.50	521.00	156.30
MDLZ.NDQ	77700/MDLZ.NDQ - Mondelez International Inc. - Ordinary Shares - Class A	4,091.13	1,363.71	2,727.42	818.23
ABC.AX	77600/ABC.AX - Adbri Limited	(8,765.23)	(2,921.74)	(5,843.49)	(1,753.05)
0HAU.L	77700/0HAU.L - Lvmh Moet Hennessy Vuitton SE	4,109.16	1,369.72	2,739.44	821.83
CBAPH.AX	77600/CBAPH.AX - Commonwealth Bank Of Australia.	(505.05)	(168.35)	(336.70)	(101.01)
NAB.AX	77600/NAB.AX - National Australia Bank Limited	31,321.71	10,440.57	20,881.14	6,264.34
CGFPC.AX1	77600/CGFPC.AX1 - Challenger Limited	48.75	16.25	32.50	9.75
IAG0645A	72000/IAG0645A - Insurance Aust. Group Subordinated Bonds	(1,354.00)	(451.33)	(902.67)	(270.80)
BENPH.AX	77600/BENPH.AX - Bendigo And Adelaide Bank Limited	(378.10)	(126.03)	(252.07)	(75.62)
BHP.AX	77600/BHP.AX - BHP Group Limited	12,515.69	4,171.90	8,343.79	2,503.14
BOQ0726A	72000/BOQ0726A - Bank of Queensland Ltd Subordinated Bonds	(1,580.50)	(526.83)	(1,053.67)	(316.10)
NABPH.AX	77600/NABPH.AX - National Australia Bank Limited	(463.60)	(154.53)	(309.07)	(92.72)

Malcolm Kater Super**Deferred Tax Reconciliation**

For The Period 01 July 2022 - 30 June 2023

Investment Code	Investment Name	Revaluation/Tax Deferred	Permanent Difference (Non-Assessable)	Temporary Difference (Assessable)	Temporary Difference (Accumulation Portion)
AIR.PA.L1	77700/AIR.PA.L1 - Airbus SE	2,640.08	880.03	1,760.05	528.02
BOQPF.AX1	77600/BOQPF.AX1 - Bank Of Queensland Limited.	(222.30)	(74.10)	(148.20)	(44.46)
MQGPD.AX	77600/MQGPD.AX - Macquarie Group Limited	(237.50)	(79.17)	(158.33)	(47.50)
IAG1226A	72000/IAG1226A - IAG Subordinated Bonds 2.45%	(1,913.50)	(637.83)	(1,275.67)	(382.70)
AMGN.NDQ	77700/AMGN.NDQ - AMGEN Inc.	1,026.37	342.12	684.25	205.28
SUNPG.AX	77600/SUNPG.AX - Suncorp Group Limited	(145.00)	(48.33)	(96.67)	(29.00)
SLB.NYE	77700/SLB.NYE - Schlumberger	7,121.62	2,373.87	4,747.75	1,424.33
DG.PA.L1	77700/DG.PA.L1 - Vinci SA	2,711.67	903.89	1,807.78	542.33
GOOG.NDQ1	77700/GOOG.NDQ1 - Alphabet Inc - Ordinary Shares - Class C	(920.90)	(306.97)	(613.93)	(184.18)
MSFT.NDQ1	77700/MSFT.NDQ1 - Microsoft Corporation	4,163.93	1,387.98	2,775.95	832.79
		32,888.60	10,962.89	21,925.71	6,577.73
Tax Deferred Distributions					
IHVV.AX	Ishares S&p 500 Aud Hedged Etf	490.15	0.00	490.15	147.04
		490.15	0.00	490.15	147.04
Total		33,378.75	10,962.89	22,415.86	6,724.78

Deferred Tax Liability (Asset) Summary

Opening Balance	0.00
Current Year Transactions	1,008.72
Total Capital Losses	(13,979.00)
Total Tax Losses	0.00
Deferred Tax WriteBacks/Adjustment	12,970.33
Capital Loss carried forward recouped	0.00
Tax Loss carried forward recouped	0.00
Closing Balance	<hr/> 0.05 <hr/>

A - Financial Statements

2023 Financial Year

Preparer Rhonda Wilkinson

Reviewer John Curley

Status Completed

Supporting Documents

No supporting documents

Standard Checklist

- Attach copy of Financial Statements
- Attach copy of SMSF Annual Return

B - Permanent Documents

2023 Financial Year

Preparer Rhonda Wilkinson

Reviewer John Curley

Status N/A - Not Applicable

Supporting Documents

- Fund Summary Report Report

Standard Checklist

- Attach latest copy of ASIC annual company statement (if corporate trustee)
- Ensure latest copies of ATO Trustee Declarations and ATO confirmation that the fund is a regulated fund is attached
- Ensure latest copies of trustee consents, member consents and registers are attached
- Ensure latest copy of trust deed (including amendments) are attached
- Use [Australian Business Register](#) to ensure details are correct
- Use [Super Fund Lookup](#) to check the eligibility to receive rollovers and contributions

Malcolm Kater Super Fund Summary Report

As at 30 June 2023

Fund Details

Date Formed: 23/12/2015

Period: 01/07/2022 - 30/06/2023

Tax File Number: Provided

Fund Type: SMSF

ABN: 20829826636

GST Registered: No

Postal Address:

PO Box 24

Warren, New South Wales 2824

Physical Address:

Ewenmar

Warren, New South Wales 2824

Members

Number of Members: 2

Name	Age	Member Accounts	Pension Accounts	Tax File Number	Beneficiary Details
Kater, Malcolm	76	2	1	Provided	Not Provided
Curley, John	64	1	0	Provided	Not Provided

Fund Relationships

Relationship Type	Contact
Accountant	Peacocke Accountants Pty Ltd
Auditor	Boys, Anthony William
Fund Contact	Kater, Malcolm
Other	Curley, John
Tax Agent	Peacocke Accountants Pty Ltd
Trustee	Kater, Malcolm
Trustee	Curley, John

C - Other Documents

2023 Financial Year

Preparer Rhonda Wilkinson

Reviewer John Curley

Status N/A - Not Applicable

Supporting Documents

No supporting documents

Standard Checklist

- Attach copy of any SOAs issued during the Financial Year
- Attach copy of Investment Strategy
- Attach signed Engagement Letter
- Attach signed Trustee Representation Letter
- Attach Trustee Minutes prepared during the year

D - Pension Documentation

2023 Financial Year

Preparer Rhonda Wilkinson

Reviewer John Curley

Status N/A - Not Applicable

Supporting Documents

- Pension Summary Report Report
- Transfer Balance Account Summary Report

Standard Checklist

- Attach Actuarial Certificate
- Attach documentation supporting any pensions commenced during the financial year
- Attach documentation supporting any pensions commuted during the financial year
- Ensure correct Transfer Balance Account Reports have been lodged with the ATO

Malcolm Kater Super

Pension Summary

As at 30 June 2023

Member Name : Kater, Malcolm

Member Age : 75* (Date of Birth : Provided)

Member Code	Pension Type	Pension Start Date	Tax Free	Min / PF	Minimum	Maximum	Gross Pension Payments	PAYG	Net Pension Payment	Amount to reach Minimum
KATMALO0015P	Account Based Pension	01/05/2016	81.13%	3.00%	\$40,190.00*	N/A	\$44,000.00	\$0.00	\$44,000.00	NIL

*COVID-19 50% reduction has been applied to the minimum pension amount.

					\$40,190.00	\$0.00	\$44,000.00	\$0.00	\$44,000.00	\$0.00
--	--	--	--	--	--------------------	---------------	--------------------	---------------	--------------------	---------------

Total :

					\$40,190.00	\$0.00	\$44,000.00	\$0.00	\$44,000.00	\$0.00
--	--	--	--	--	--------------------	---------------	--------------------	---------------	--------------------	---------------

*Age as at 01/07/2022 or pension start date for new pensions.

Malcolm Kater Super

Transfer Balance Account Summary

For The Period 01 July 2022 - 30 June 2023

Member	Pension Type	Date	Lodgment Date	Transaction Type	Event Type	Debit	Credit	Balance	Cap Limit	Remaining Cap
John Curley										
Malcolm Kater	Below Cap									
		01/07/2022		Opening Balance				1,476,614.00	1,608,000.00	131,386.00

E - Estate Planning

2023 Financial Year

Preparer Rhonda Wilkinson

Reviewer John Curley

Status N/A - Not Applicable

Supporting Documents

No supporting documents

Standard Checklist

- Attach Death Benefit Nominations (if applicable)
- Attach Life Insurance Policies (if applicable)
- Attach Reversionary Pension documentation (if applicable)
- Attach SMSF Will (if applicable)
- Review current Estate planning to ensure it matches wishes of members