

**RANDELL SUPER FUND**  
**PROFIT/LOSS ON DISPOSAL OF INVESTMENT AT 15 OCTOBER 2019**

**Asset Details**

Account Code 776/009  
 Asset Downer Edi Limited - Ordinary Fully Paid  
 Date Sold 15 October 2019

**Disposal Details**

	<u>Taxable</u>	<u>Non Taxable</u>	<u>Total</u>
Units Sold	2,500.0000		
Original Cost	17,298.94		
Consideration	19,892.55		
Total Tax Deferred <sup>^</sup>	1,729.07	864.54	2,593.61
- Tax Deferred and Tax Exempt	0.00		
- Tax Free	0.00		
Building Depreciation			
Notional Capital Gain	0.00		
Total Profit/(Loss)	2,593.61		

(Building depreciation and Notional capital gain are not included in the calculations or journal entries but as an adjustment to Taxable Capital Profits/(Losses))

For assets acquired before 21 September 1999 and held for 12 months or more, a fund can calculate capital gains using either the Indexation Method or the Discounted Method. For assets acquired after 21 September 1999 and held for 12 months or more, a fund can only calculate capital gains using the Discounted Method. For assets held less than 12 months, neither the Indexation Method or Discounted Method can be used. These disposals generate "Other" Capital Gains/Losses.

**Journal Entry**

This Journal Entry assumes the consideration received has been posted to the Disposal of Investments Proceeds Account (A/c: 491)

Account Description	Account	Units	Debit	Credit	Tax Deferred	Disc Capital Gain
Disposal of Investments Proceeds Account	491					
Downer Edi Limited - Ordinary Fully Paid	776/009	2,500.0000	19,892.55	17,298.94		
Taxable Profit/(Loss)	235/009			1,729.07		
Non Taxable Profit/(Loss)	236/009			864.54		
Distributions Received	239/009					

\* Best/selected method

<sup>^</sup> Tax adjustments include deferred tax and tax free components

**RANDELL SUPER FUND**  
**PROFIT/LOSS ON DISPOSAL OF INVESTMENT AT 15 OCTOBER 2019**

**Asset Details**

Account Code 776/009  
 Asset Downer Edi Limited - Ordinary Fully Paid  
 Date Sold 15 October 2019

**Transactions Details**

Transaction Date	Transaction Type	Units	Cost	Cost Base Adjust <sup>^</sup>	Adjusted Cost Base	CPI Purchase	CPI Sale	CGT Cost Base	Consideration Method	Taxable Profit/(Loss)*	Non Taxable Profit/(Loss)*
01/06/2018	Purchase	2,500.0000	17,298.94		17,298.94			17,298.94	19,892.55 Discounted *	1,729.07	864.54
		2,500.0000	17,298.94	17,298.94				17,298.94	Indexation	2,593.61	
										1,729.07	864.54

<sup>^</sup> Tax adjustments include deferred tax and tax free components.  
 \* Best/selected method

1-2

CONFIRMATION

# WILSONS

SELL

Wilson's Advisory and Stockbroking Limited  
AFS Licence 238375 ABN 68 010 529 665  
A Market Participant of ASX Limited

Level 2, Oracle South, 17 Elizabeth Ave, Broadbeach Qld 4218 PO Box 1938, Oasis Centre, Broadbeach Qld 4218  
Tel 1300 655 015 Fax (61-7) 5509 5599 Internet address: www.wilsonsadvisory.com.au

This trade was executed by Wilson's Advisory and Stockbroking Limited AFSL 238375 ABN 68 010 529 665  
and cleared by Pershing Securities Australia Pty Ltd AFSL No.338264 ABN 60 136 184 962.

**THIS CONFIRMATION IS A TAX INVOICE**

This confirmation is issued by Wilson's Advisory and Stockbroking Limited subject to the directions, decisions and requirements of ASX, Chi-X, the ASIC Market Integrity Rules (Securities Markets) 2017, the Operating Rules of ASX and Chi-X, the ASX Clear Operating Rules, where relevant the ASX Settlement Operating Rules, the customs and usages of the ASX and Chi-X markets and the correction of errors and omissions. Please note that failure to pay for transactions in full by their due date may result in interest penalties being charged or your position being closed without further notice.

MR DAVID JAMES RANDELL & MRS TRACY  
LEE RANDELL  
RANDELL SUPER FUND A/C  
8 ST TROPEZ TERRACE  
BUNDALL QLD 4217

Wilson's Advisory and Stockbroking Limited has sold for you  
COMPANY: DOWNER EDI LIMITED  
SECURITY: ORDINARY FULLY PAID

Market ASX  
Market Code: DOW  
ISIN AU000000DOW2

Account No. W113574  
Advisor Todd Cole Charles Thomasson  
Confirmation No. 75083490  
Confirmation Date 11/10/2019  
Trade Date 11/10/2019

CHES Sponsor

Do Not Contra

159 units remaining of order

QUANTITY	PRICE	CONSIDERATION
2,500	7.9700	19,925.00
<b>TOTAL</b>	<b>AVERAGE</b>	<b>TOTAL</b>
2,500	7.9700	\$19,925.00
All brokerage and fees have been charged by Wilson's Advisory and Stockbroking Limited		
Brokerage (0.15%)		\$29.50
GST		\$2.95
<b>NET PROCEEDS</b>		<b>\$19,892.55</b>

ASX SETTLEMENT DATE 15/10/2019

### Settlement Instructions

**IF THIS HOLDING IS CHES SPONSORED BY WILSONS ADVISORY AND STOCKBROKING LTD,  
NO ADDITIONAL SECURITY INFORMATION IS REQUIRED**

**OTHERWISE**

If the information has not been supplied to your advisor at the time of placing your order, please supply immediately your:-

SRN - Security Reference Number (If the holding is not CHES sponsored by WILSONS ADVISORY AND STOCKBROKING LTD)

**PAYMENT INSTRUCTION**

If this Information has not been supplied or you wish to make a change to your standing instructions, kindly contact your advisor by telephone immediately.

**RANDELL SUPER FUND**  
**GENERAL LEDGER FOR THE PERIOD 01/07/2019 TO 30/06/2020**  
**FROM ACCOUNT 235/012 TO 235/012 - ENTRIES: ALL**

2-1

Printed: Thursday 25 March, 2021 @ 09:32:56

Date	Ref	Type	Units	Debits \$	Credits \$	Balance \$
<b><u>235</u>      <u>Capital Gains/(Losses) - Taxable</u></b>						
<b><u>235/012</u>      <u>Qbe Insurance Group Limited - Ordinary Fully Paid</u></b>						
07/08/2019	776011	Journal - Cash			2-2 525.41	(525.41)
Narration: Disposal of 500.0000 unit(s) in Qbe Insurance Group Limited - Ordinary Fully Paid						
23/12/2019	776011	Journal - Cash			2,324.11	(2,849.52)
Narration: Disposal of 1,500.0000 unit(s) in Qbe Insurance Group Limited - Ordinary Fully Paid						
Total Debits:						
Total Credits:					2-5 \$2,849.52	
Current Year Profit/(Loss):					N/A	

**RANDELL SUPER FUND**  
**PROFIT/LOSS ON DISPOSAL OF INVESTMENT AT 7 AUGUST 2019**

**Asset Details**

Account Code 776/011  
 Asset Qbe Insurance Group Limited - Ordinary Fully Paid  
 Date Sold 7 August 2019

**Disposal Details**

	<u>Taxable</u>	<u>Non Taxable</u>	<u>Total</u>
Units Sold	500.0000		
Original Cost	5,402.13		
Consideration	6,190.25		
Total Tax Deferred <sup>^</sup>	525.41	262.71	788.12
- Tax Deferred and Tax Exempt	0.00		
- Tax Free	0.00		
Building Depreciation			
Notional Capital Gain			
Total Profit/(Loss)			788.12

(Building depreciation and Notional capital gain are not included in the calculations or journal entries but as an adjustment to Taxable Capital Profits/(Losses))

For assets acquired before 21 September 1999 and held for 12 months or more, a fund can calculate capital gains using either the Indexation Method or the Discounted Method. For assets acquired after 21 September 1999 and held for 12 months or more, a fund can only calculate capital gains using the Discounted Method. For assets held less than 12 months, neither the Indexation Method or Discounted Method can be used. These disposals generate "Other" Capital Gains/Losses.

**Journal Entry**

This Journal Entry assumes the consideration received has been posted to the Disposal of Investments Proceeds Account (A/c: 491)

Account Description	Account	Units	Debit	Credit	Tax Deferred	Disc Capital Gain
Disposal of Investments Proceeds Account	491					
Qbe Insurance Group Limited - Ordinary Fully Paid	776/011	500.0000	6,190.25	5,402.13		
Taxable Profit/(Loss)	235/012			525.41		
Non Taxable Profit/(Loss)	236/012			262.71		
Distributions Received	239/011					

\* Best/selected method

<sup>^</sup> Tax adjustments include deferred tax and tax free components

2.2

**RANDELL SUPER FUND**  
**PROFIT/LOSS ON DISPOSAL OF INVESTMENT AT 7 AUGUST 2019**

**Asset Details**

Account Code 776/011  
 Asset Qbe Insurance Group Limited - Ordinary Fully Paid  
 Date Sold 7 August 2019

**Transactions Details**

Transaction Date	Transaction Type	Units	Cost	Cost Base Adjust <sup>^</sup>	Adjusted Cost Base	CPI Purchase	CPI Sale	CGT Cost Base	Consideration Method	Profit/(Loss)*	Taxable Profit/(Loss)*	Non Taxable Profit/(Loss)*
01/07/2017	Purchase	500.0000	5,402.13		5,402.13			5,402.13	6,190.25 Discounted *	525.41	525.41	262.71
		500.0000	5,402.13		5,402.13			5,402.13	Indexation	788.12	525.41	262.71

<sup>^</sup> Tax adjustments include deferred tax and tax free components.

\* Best/selected method

2-3

CONFIRMATION

# WILSONS

2-4  
SELL

Wilsons Advisory and Stockbroking Limited  
AFS Licence 238375 ABN 68 010 529 665  
A Market Participant of ASX Limited

Level 2, Oracle South, 17 Elizabeth Ave, Broadbeach Qld 4218 PO Box 1938, Oasis Centre, Broadbeach Qld 4218  
Tel 1300 655 015 Fax (61-7) 5509 5599 Internet address: www.wilsonsadvisory.com.au

This trade was executed by Wilsons Advisory and Stockbroking Limited AFSL 238375 ABN 68 010 529 665  
and cleared by Pershing Securities Australia Pty Ltd AFSL No. 338264 ABN 60 136 184 962.

**THIS CONFIRMATION  
IS A TAX INVOICE**

This confirmation is issued by Wilsons Advisory and Stockbroking Limited subject to the directions, decisions and requirements of ASX, Chi-X, the ASIC Market Integrity Rules (Securities Markets) 2017, the Operating Rules of ASX and Chi-X, the ASX Clear Operating Rules, where relevant the ASX Settlement Operating Rules, the customs and usages of the ASX and Chi-X markets and the correction of errors and omissions. Please note that failure to pay for transactions in full by their due date may result in interest penalties being charged or your position being closed without further notice.

MR DAVID JAMES RANDELL & MRS TRACY  
LEE RANDELL  
RANDELL SUPER FUND A/C  
8 ST TROPEZ TERRACE  
BUNDALL QLD 4217

Wilsons Advisory and Stockbroking Limited has sold for you  
COMPANY: QBE INSURANCE GROUP LIMITED  
SECURITY: ORDINARY FULLY PAID

Market ASX  
Market Code: QBE  
ISIN AU000000QBE9

Account No. W113574  
Advisor Todd Cole Charles Thomasson  
Confirmation No. 70095398  
Confirmation Date 05/08/2019  
Trade Date 05/08/2019

Last of Order  
CHESS Sponsored  
Minimum brokerage charged

Do Not Contra

QUANTITY	PRICE	CONSIDERATION
500	12.4300	6,215.00
<b>TOTAL</b>	<b>AVERAGE</b>	<b>TOTAL</b>
500	12.4300	\$6,215.00
All brokerage and fees have been charged by Wilsons Advisory and Stockbroking Limited		
Brokerage		\$22.50
GST		\$2.25
<b>NET PROCEEDS</b>		<b>\$6,190.25</b>

ASX SETTLEMENT DATE 07/08/2019

## Settlement Instructions

**IF THIS HOLDING IS CHESS SPONSORED BY WILSONS ADVISORY AND STOCKBROKING LTD,  
NO ADDITIONAL SECURITY INFORMATION IS REQUIRED**

### OTHERWISE

If the information has not been supplied to your advisor at the time of placing your order, please supply immediately your:-

SRN - Security Reference Number (If the holding is not CHESS sponsored by WILSONS ADVISORY AND STOCKBROKING LTD)

### PAYMENT INSTRUCTION

If this Information has not been supplied or you wish to make a change to your standing instructions, kindly contact your advisor by telephone immediately.

**RANDELL SUPER FUND**  
**PROFIT/LOSS ON DISPOSAL OF INVESTMENT AT 23 DECEMBER 2019**

**Asset Details**

Account Code 776/011  
 Asset Qbe Insurance Group Limited - Ordinary Fully Paid  
 Date Sold 23 December 2019

**Disposal Details**

	<u>Taxable</u>	<u>Non Taxable</u>	<u>Total</u>
Units Sold			
Original Cost	1,500.0000		
Consideration	16,206.39		
Total Tax Deferred <sup>^</sup>	19,692.55	1,162.05	3,486.16
- Tax Deferred and Tax Exempt	0.00		
- Tax Free	0.00		
Building Depreciation			
Notional Capital Gain	0.00		
Total Profit/(Loss)	3,486.16		

(Building depreciation and Notional capital gain are not included in the calculations or journal entries but as an adjustment to Taxable Capital Profits/(Losses))

For assets acquired before 21 September 1999 and held for 12 months or more, a fund can calculate capital gains using either the Indexation Method or the Discounted Method. For assets acquired after 21 September 1999 and held for 12 months or more, a fund can only calculate capital gains using the Discounted Method. For assets held less than 12 months, neither the Indexation Method or Discounted Method can be used. These disposals generate "Other" Capital Gains/Losses.

**Journal Entry**

This Journal Entry assumes the consideration received has been posted to the Disposal of Investments Proceeds Account (A/c: 491)

Account Description	Account	Units	Debit	Credit	Tax Deferred	Disc Capital Gain
Disposal of Investments Proceeds Account	491					
Qbe Insurance Group Limited - Ordinary Fully Paid	776/011	1,500.0000	19,692.55	16,206.39		
Taxable Profit/(Loss)	235/012			2,324.11		
Non Taxable Profit/(Loss)	236/012			1,162.05		
Distributions Received	239/011					

\* Best/selected method

<sup>^</sup> Tax adjustments include deferred tax and tax free components

2.5



**RANDELL SUPER FUND**  
**PROFIT/LOSS ON DISPOSAL OF INVESTMENT AT 23 DECEMBER 2019**

**Asset Details**

Account Code 776/011  
 Asset Qbe Insurance Group Limited - Ordinary Fully Paid  
 Date Sold 23 December 2019

**Transactions Details**

Transaction Date	Transaction Type	Units	Cost	Cost Base Adjust <sup>^</sup>	Adjusted Cost Base	CPI Purchase	CPI Sale	CGT Cost Base	Consideration	Method	Taxable Profit/(Loss)*	Non Taxable Profit/(Loss)*
01/07/2017	Purchase	1,500.0000	16,206.39		16,206.39			16,206.39	19,692.55	Discounted *	2,324.11	1,162.05
		1,500.0000	16,206.39		16,206.39			16,206.39	19,692.55	Indexation	3,486.16	
											2,324.11	1,162.05

<sup>^</sup> Tax adjustments include deferred tax and tax free components.

\* Best/selected method

26

2-1

**CONFIRMATION**

# WILSONS

**SELL**

**Wilson's Advisory and Stockbroking Limited**  
AFS Licence 238375 ABN 68 010 529 665  
A Market Participant of ASX Limited

Level 2, Oracle South, 17 Elizabeth Ave, Broadbeach Qld 4218 PO Box 1938, Oasis Centre, Broadbeach Qld 4218  
Tel 1300 655 015 Fax (61-7) 5509 5599 Internet address: www.wilsonsadvisory.com.au

This trade was executed by Wilson's Advisory and Stockbroking Limited AFSL 238375 ABN 68 010 529 665  
and cleared by Pershing Securities Australia Pty Ltd AFSL No 338264 ABN 60 136 184 962

**THIS CONFIRMATION IS A TAX INVOICE** This confirmation is issued by Wilson's Advisory and Stockbroking Limited subject to the directions, decisions and requirements of ASX, Chi-X, the ASIC Market Integrity Rules (Securities Markets) 2017, the Operating Rules of ASX and Chi-X, the ASX Clear Operating Rules, where relevant the ASX Settlement Operating Rules, the customs and usages of the ASX and Chi-X markets and the correction of errors and omissions. Please note that failure to pay for transactions in full by their due date may result in interest penalties being charged or your position being closed without further notice.

MR DAVID JAMES RANDELL & MRS TRACY  
LEE RANDELL  
RANDELL SUPER FUND A/C  
8 ST TROPEZ TERRACE  
BUNDALL QLD 4217

Wilson's Advisory and Stockbroking Limited has sold for you  
**COMPANY:** QBE INSURANCE GROUP LIMITED  
**SECURITY:** ORDINARY FULLY PAID

Market ASX  
Market Code: QBE  
ISIN AU000000QBE9

**Account No.** W113574  
**Advisor** Todd Cole Charles Thomasson  
**Confirmation No.** 79828632  
**Confirmation Date** 19/12/2019  
**Trade Date** 19/12/2019  
  
Last of Order  
CHESS Sponsored  
Minimum brokerage charged  
  
Do Not Contra

QUANTITY	PRICE	CONSIDERATION
1,500	13.1500	19,725.00
<b>TOTAL</b>	<b>AVERAGE</b>	<b>TOTAL</b>
1,500	13.1500	\$19,725.00
All brokerage and fees have been charged by Wilson's Advisory and Stockbroking Limited		
Brokerage		\$29.50
GST		\$2.95
<b>NET PROCEEDS</b>		<b>\$19,692.55</b>

**ASX SETTLEMENT DATE** 23/12/2019

## Settlement Instructions

**IF THIS HOLDING IS CHESS SPONSORED BY WILSONS ADVISORY AND STOCKBROKING LTD,  
NO ADDITIONAL SECURITY INFORMATION IS REQUIRED**

**OTHERWISE**

If the information has not been supplied to your advisor at the time of placing your order, please supply immediately your:-

SRN - Security Reference Number (If the holding is not CHESS sponsored by WILSONS ADVISORY AND STOCKBROKING LTD)

**PAYMENT INSTRUCTION**

If this Information has not been supplied or you wish to make a change to your standing instructions, kindly contact your advisor by telephone immediately.

2.8

**RANDELL SUPER FUND**  
**GENERAL LEDGER FOR THE PERIOD 01/07/2019 TO 30/06/2020**  
**FROM ACCOUNT 236/012 TO 236/012 - ENTRIES: ALL**  
**Printed: Thursday 25 March, 2021 @ 09:36:24**

Date	Ref	Type	Units	Debits \$	Credits \$	Balance \$
<b><u>236</u>      <u>Capital Gains/(Losses) - Non Taxable</u></b>						
<b><u>236/012</u>      <u>Qbe Insurance Group Limited - Ordinary Fully Paid</u></b>						
07/08/2019	776011	Journal - Cash			262.71	(262.71)
Narration: Disposal of 500.0000 unit(s) in Qbe Insurance Group Limited - Ordinary Fully Paid						
23/12/2019	776011	Journal - Cash			1,162.05	(1,424.76)
Narration: Disposal of 1,500.0000 unit(s) in Qbe Insurance Group Limited - Ordinary Fully Paid						
Total Debits:						
Total Credits:					<b>\$1,424.76</b>	
Current Year Profit/(Loss):						N/A

**RANDELL SUPER FUND**  
**PROFIT/LOSS ON DISPOSAL OF INVESTMENT AT 25 SEPTEMBER 2019**

**Asset Details**

Account Code 776/013  
 Asset Woolworths Group Limited - Ordinary Fully Paid  
 Date Sold 25 September 2019

**Disposal Details**

	<u>Taxable</u>	<u>Non Taxable</u>	<u>Total</u>
Units Sold	694.0000		
Original Cost	24,191.45		
Consideration	26,139.05		
Total Tax Deferred^	1,298.40	649.20	1,947.60
- Tax Deferred and Tax Exempt	0.00		
- Tax Free	0.00		
Building Depreciation			
Notional Capital Gain	0.00		
Total Profit/(Loss)			1,947.60

(Building depreciation and Notional capital gain are not included in the calculations or journal entries but as an adjustment to Taxable Capital Profits/(Losses))

For assets acquired before 21 September 1999 and held for 12 months or more, a fund can calculate capital gains using either the Indexation Method or the Discounted Method. For assets acquired after 21 September 1999 and held for 12 months or more, a fund can only calculate capital gains using the Discounted Method. For assets held less than 12 months, neither the Indexation Method or Discounted Method can be used. These disposals generate "Other" Capital Gains/Losses.

**Journal Entry**

This Journal Entry assumes the consideration received has been posted to the Disposal of Investments Proceeds Account (A/c: 491)

Account Description	Account	Units	Debit	Credit	Tax Deferred	Disc Capital Gain
Disposal of Investments Proceeds Account	491					
Woolworths Group Limited - Ordinary Fully Paid	776/013	694.0000	26,139.05	24,191.45		
Taxable Profit/(Loss)	235/014			1,298.40		
Non Taxable Profit/(Loss)	236/014			649.20		
Distributions Received	239/013					

\* Best/selected method

^ Tax adjustments include deferred tax and tax free components

**RANDELL SUPER FUND**  
**PROFIT/LOSS ON DISPOSAL OF INVESTMENT AT 25 SEPTEMBER 2019**

**Asset Details**

Account Code 776/013  
 Asset Woolworths Group Limited - Ordinary Fully Paid  
 Date Sold 25 September 2019

**Transactions Details**

Transaction Date	Transaction Type	Units	Cost	Cost Base Adjust <sup>^</sup>	Adjusted Cost Base	CPI Purchase	CPI Sale	CGT Cost Base	Consideration Method	Taxable Profit/(Loss)*	Non Taxable Profit/(Loss)*
<b>Purchase Transactions</b>											
01/07/2017	Purchase	694.0000	24,191.45		24,191.45			24,191.45	26,139.05 Discounted *	1,298.40	649.20
		694.0000	24,191.45		24,191.45			24,191.45	Indexation	1,947.60	
										1,298.40	649.20

<sup>^</sup> Tax adjustments include deferred tax and tax free components.  
 \* Best/selected method

32

CONFIRMATION

WILSONS

SELL

DO NOT OPEN  
ON SECURITIES  
IN A QUOTE

Need older  
Macquarie Statement

WILSONS Advisory and Stockbroking Limited  
ABN 238375 ABN 68 010 529 665  
Market Participant of ASX Limited

11 Elizabeth Ave, Broadbeach Qld 4218 PO Box 1938, Oasis Centre, Broadbeach Qld 4218  
Tel 1300 655 015 Fax (61-7) 5509 5699 Internet address: www.wilsonsadvisory.com.au

This trade was executed by Wilsons Advisory and Stockbroking Limited AFSL 238375 ABN 68 010 529 665  
and cleared by Pershing Securities Australia Pty Ltd AFSL No 338264 ABN 60 136 184 962.

THIS CONFIRMATION  
IS A TAX INVOICE

This confirmation is issued by Wilsons Advisory and Stockbroking Limited subject to the directions, decisions and requirements of ASX, Chi-X, the ASIC Market Integrity Rules (Securities Markets) 2017, the Operating Rules of ASX and Chi-X, the ASX Clear Operating Rules, where relevant the ASX Settlement Operating Rules, the customs and usages of the ASX and Chi-X markets and the correction of errors and omissions. Please note that failure to pay for transactions in full by their due date may result in interest penalties being charged or your position being closed without further notice.

MR DAVID JAMES RANDELL & MRS TRACY  
LEE RANDELL  
RANDELL SUPER FUND A/C  
8 ST TROPEZ TERRACE  
BUNDALL QLD 4217

WILSONS Advisory and Stockbroking Limited has sold for you  
COMPANY: WOOLWORTHS GROUP LIMITED  
SECURITY: ORDINARY FULLY PAID

Market ASX  
Market Code: WOW  
ISIN AU000000WOW2

Account No. W113574  
Advisor Todd Cole Charles Thomasson  
Confirmation No. 73794720  
Confirmation Date 23/09/2019  
Trade Date 23/09/2019

Last of Order  
CHESS Sponsored  
Minimum brokerage charged

Do Not Contra

QUANTITY	PRICE	CONSIDERATION
694	37.7000	26,163.80
<b>TOTAL</b>	<b>AVERAGE</b>	<b>TOTAL</b>
694	37.7000	\$26,163.80
All brokerage and fees have been charged by Wilsons Advisory and Stockbroking Limited		
Brokerage		\$22.50
GST		\$2.25
<b>NET PROCEEDS</b>		<b>\$26,139.05</b>

ASX SETTLEMENT DATE 25/09/2019

### Settlement Instructions

**IF THIS HOLDING IS CHESS SPONSORED BY WILSONS ADVISORY AND STOCKBROKING LTD,  
NO ADDITIONAL SECURITY INFORMATION IS REQUIRED**

**OTHERWISE**

If the information has not been supplied to your advisor at the time of placing your order, please supply immediately your:-

SRN - Security Reference Number (if the holding is not CHESS sponsored by WILSONS ADVISORY AND STOCKBROKING LTD)

**PAYMENT INSTRUCTION**

If this information has not been supplied or you wish to make a change to your standing instructions, kindly contact your advisor by telephone immediately.

**RANDELL SUPER FUND**  
**PROFIT/LOSS ON DISPOSAL OF INVESTMENT AT 29 JANUARY 2020**

**Asset Details**

Account Code 782/002  
 Asset James Hardie Industries Plc - Chess Depository Interests 1:1  
 Date Sold 29 January 2020

**Disposal Details**

Units Sold	350.0000	Profit/(Loss) Summary			
Original Cost	7,314.82	- Indexation Method			
Consideration	10,993.58	- Discounted Method*		1,226.25	3,678.76
Total Tax Deferred^		- Other Method			
- Tax Deferred and Tax Exempt	0.00				
- Tax Free	0.00				
Building Depreciation					
Notional Capital Gain	0.00				
Total Profit/(Loss)	3,678.76				

(Building depreciation and Notional capital gain are not included in the calculations or journal entries but as an adjustment to Taxable Capital Profits/(Losses))

For assets acquired before 21 September 1999 and held for 12 months or more, a fund can calculate capital gains using either the Indexation Method or the Discounted Method. For assets acquired after 21 September 1999 and held for 12 months or more, a fund can only calculate capital gains using the Discounted Method. For assets held less than 12 months, neither the Indexation Method or Discounted Method can be used. These disposals generate "Other" Capital Gains/Losses.

**Journal Entry**

This Journal Entry assumes the consideration received has been posted to the Disposal of Investments Proceeds Account (A/c: 491)

Account Description	Account	Units	Debit	Credit	Tax Deferred	Disc Capital Gain
Disposal of Investments Proceeds Account	491		10,993.58			
James Hardie Industries Plc - Chess Depository Interests 1:1	782/002	350.0000		7,314.82		
Taxable Profit/(Loss)	235/020			2,452.51		
Non Taxable Profit/(Loss)	236/020			1,226.25		
Distributions Received	238/003					

\* Best/selected method

^ Tax adjustments include deferred tax and tax free components

4.1

**RANDELL SUPER FUND**  
**PROFIT/LOSS ON DISPOSAL OF INVESTMENT AT 29 JANUARY 2020**

**Asset Details**

Account Code 782/002  
 Asset James Hardie Industries Plc - Chess Depository Interests 1:1  
 Date Sold 29 January 2020

**Transactions Details**

Transaction Date	Transaction Type	Units	Cost	Cost Base Adjust <sup>^</sup>	Adjusted Cost Base	CPI Purchase	CPI Sale	CGT Cost Base	Consideration Method	Taxable Profit/(Loss) *	Non Taxable Profit/(Loss) *
10/09/2018	Purchase	350.0000	7,314.82		7,314.82			7,314.82	10,993.58 Discounted *	2,452.51	1,226.25
									Indexation	3,678.76	
										2,452.51	1,226.25

<sup>^</sup> Tax adjustments include deferred tax and tax free components.

\* Best/selected method

4.2



**CONFIRMATION****WILSONS**

**Wilson's Advisory and Stockbroking Limited**  
**AFS Licence 238375 ABN 68 010 529 665**  
**A Market Participant of ASX Limited**

**SELL**

Level 2, Oracle South, 17 Elizabeth Ave, Broadbeach Qld 4218 PO Box 1938, Oasis Centre, Broadbeach Qld 4218  
 Tel: 1300 655 015 Fax: (61-7) 5509 5599 Internet address: www.wilsonsadvisory.com.au

This trade was executed by Wilson's Advisory and Stockbroking Limited AFSL 238375 ABN 68 010 529 665  
 and cleared by Pershing Securities Australia Pty Ltd AFSL No 338264 ABN 60 136 184 962.

**THIS CONFIRMATION IS A TAX INVOICE**

This confirmation is issued by Wilson's Advisory and Stockbroking Limited subject to the directions, decisions and requirements of ASX, Chi-X, the ASIC Market Integrity Rules (Securities Markets) 2017, the Operating Rules of ASX and Chi-X, the ASX Clear Operating Rules, where relevant the ASX Settlement Operating Rules, the customs and usages of the ASX and Chi-X markets and the correction of errors and omissions. Please note that failure to pay for transactions in full by their due date may result in interest penalties being charged or your position being closed without further notice.

MR DAVID JAMES RANDELL & MRS TRACY  
 LEE RANDELL  
 RANDELL SUPER FUND A/C  
 8 ST TROPEZ TERRACE  
 BUNDALL QLD 4217

Wilson's Advisory and Stockbroking Limited has sold for you  
**COMPANY:** JAMES HARDIE INDUSTRIES PLC  
**SECURITY:** CHESS DEPOSITARY INTERESTS 1:1

**Market:** ASX  
**Market Code:** JHX  
**ISIN:** AU000000JHX1

**Account No.:** W113574  
**Advisor:** Todd Cole Charles Thomasson  
**Confirmation No.:** 81340108  
**Confirmation Date:** 24/01/2020  
**Trade Date:** 24/01/2020

Last of Order  
 CHESS Sponsored  
 Minimum brokerage charged

Do Not Contra

QUANTITY	PRICE	CONSIDERATION
145	31.5000	4,567.50
205	31.5050	6,458.53
<b>TOTAL</b>	<b>AVERAGE</b>	<b>TOTAL</b>
350	31.5029	\$11,026.03
All brokerage and fees have been charged by Wilson's Advisory and Stockbroking Limited		
Brokerage		\$29.50
GST		\$2.95
<b>NET PROCEEDS</b>		<b>\$10,993.58</b>

**ASX SETTLEMENT DATE** 29/01/2020

**Settlement Instructions**

**IF THIS HOLDING IS CHESS SPONSORED BY WILSONS ADVISORY AND STOCKBROKING LTD,  
 NO ADDITIONAL SECURITY INFORMATION IS REQUIRED**

**OTHERWISE**

If the information has not been supplied to your advisor at the time of placing your order, please supply immediately your:-

SRN - Security Reference Number (If the holding is not CHESS sponsored by WILSONS ADVISORY AND STOCKBROKING LTD)

**PAYMENT INSTRUCTION**

If this information has not been supplied or you wish to make a change to your standing instructions, kindly contact your advisor by telephone immediately.

**RANDELL SUPER FUND**  
**PROFIT/LOSS ON DISPOSAL OF INVESTMENT AT 16 MARCH 2020**

**Asset Details**

Account Code 776/022  
 Asset Commonwealth Bank of Australia. - Cap Note 3-Bbsw+3.00% Perp Non-  
 Date Sold 16 March 2020

**Disposal Details**

Units Sold	500.0000	Profit/(Loss) Summary		<u>Total</u>
Original Cost	50,000.00	- Indexation Method		
Consideration	44,255.25	- Discounted Method		
Total Tax Deferred <sup>^</sup>		- Other Method*	(5,744.75)	(5,744.75)
- Tax Deferred and Tax Exempt	0.00			
- Tax Free	0.00			
Building Depreciation				
Notional Capital Gain	0.00	(Building depreciation and Notional capital gain are not included in the calculations or journal entries but as an adjustment to Taxable Capital Profits/(Losses))		
Total Profit/(Loss)	(5,744.75)			

For assets acquired before 21 September 1999 and held for 12 months or more, a fund can calculate capital gains using either the Indexation Method or the Discounted Method. For assets acquired after 21 September 1999 and held for 12 months or more, a fund can only calculate capital gains using the Discounted Method. For assets held less than 12 months, neither the Indexation Method or Discounted Method can be used. These disposals generate "Other" Capital Gains/Losses.

**Journal Entry**

This Journal Entry assumes the consideration received has been posted to the Disposal of Investments Proceeds Account (A/c: 491)

Account Description	Account	Units	Debit	Credit	Tax Deferred	Indexed Capital Gain
Disposal of Investments Proceeds Account	491					
Commonwealth Bank of Australia. - Cap Note 3-Bbsw+3.00% Perp Non-Taxable Profit/(Loss)	776/022	500.0000	44,255.25			
Non Taxable Profit/(Loss)	235/029		5,744.75	50,000.00		
Distributions Received	236/029					
	239/022					

\* Best/selected method

<sup>^</sup> Tax adjustments include deferred tax and tax free components

44

**RANDELL SUPER FUND**  
**PROFIT/LOSS ON DISPOSAL OF INVESTMENT AT 16 MARCH 2020**

**Asset Details**

Account Code 776/022  
 Asset Commonwealth Bank of Australia. - Cap Note 3-Bbsw+3.00% Perp Non-  
 Date Sold 16 March 2020

**Transactions Details**

Transaction Date	Transaction Type	Units	Cost	Cost Base Adjust <sup>^</sup>	Adjusted Cost Base	CPI Purchase	CPI Sale	Cost Base	CGT	Consideration	Method	Profit/(Loss) * Taxable	Non Taxable Profit/(Loss) *
<b>Purchase Transactions</b>													
07/11/2019	Purchase	500.0000	50,000.00		50,000.00			50,000.00		44,255.25	Other *	(5,744.75)	
		500.0000	50,000.00		50,000.00			50,000.00		44,255.25		(5,744.75)	

<sup>^</sup> Tax adjustments include deferred tax and tax free components.

\* Best/selected method

4-6

**CONFIRMATION**

# WILSONS

**SELL**

Wilsons Advisory and Stockbroking Limited  
 AFS Licence 238375 ABN 68 010 529 665  
 A Market Participant of ASX Limited

Level 2, Oracle South, 17 Elizabeth Ave, Broadbeach Qld 4218 PO Box 1938, Oasis Centre, Broadbeach Qld 4218  
 Tel 1300 655 015 Fax (61-7) 5509 5599 Internet address: www.wilsonsadvisory.com.au

This trade was executed by Wilsons Advisory and Stockbroking Limited AFSL 238375 ABN 68 010 529 665  
 and cleared by Pershing Securities Australia Pty Ltd AFSL No 338264 ABN 60 136 184 962.

**THIS CONFIRMATION IS A TAX INVOICE** This confirmation is issued by Wilsons Advisory and Stockbroking Limited subject to the directions, decisions and requirements of ASX, Chi-X, the ASIC Market Integrity Rules (Securities Markets) 2017, the Operating Rules of ASX and Chi-X, the ASX Clear Operating Rules, where relevant the ASX Settlement Operating Rules, the customs and usages of the ASX and Chi-X markets and the correction of errors and omissions. Please note that failure to pay for transactions in full by their due date may result in interest penalties being charged or your position being closed without further notice.

MR DAVID JAMES RANDELL + MRS TRACY  
 LEE RANDELL  
 RANDELL SUPER FUND A/C  
 8 ST TROPEZ TERRACE  
 BUNDALL QLD 4217

Wilsons Advisory and Stockbroking Limited has sold for you  
**COMPANY:** COMMONWEALTH BANK OF AUSTRALIA  
**SECURITY:** CAP NOTE 3-BBSW+3.00% PERP NON-CUM RED T-04-27

Market	ASX
Market Code:	CBAPI
ISIN	AU0000061327

<b>Account No.</b>	W1583812
<b>Advisor</b>	Todd Cole Charles Thomasson
<b>Confirmation No.</b>	85520226
<b>Confirmation Date</b>	12/03/2020
<b>Trade Date</b>	12/03/2020
Last of Order CHESS Sponsored	

QUANTITY	PRICE	CONSIDERATION
500	89.0000	44,500.00
<b>TOTAL</b>	<b>AVERAGE</b>	<b>TOTAL</b>
500	89.0000	\$44,500.00
All brokerage and fees have been charged by Wilsons Advisory and Stockbroking Limited		
Brokerage (0.50%)		\$222.50
GST		\$22.25
<b>NET PROCEEDS</b>		<b>\$44,255.25</b>

**ASX SETTLEMENT DATE** 16/03/2020

## Settlement Instructions

**IF THIS HOLDING IS CHESS SPONSORED BY WILSONS ADVISORY AND STOCKBROKING LTD,  
 NO ADDITIONAL SECURITY INFORMATION IS REQUIRED**

**OTHERWISE**

If the information has not been supplied to your advisor at the time of placing your order, please supply immediately your:-

SRN - Security Reference Number (If the holding is not CHESS sponsored by WILSONS ADVISORY AND STOCKBROKING LTD)

**PAYMENT INSTRUCTION**

If this Information has not been supplied or you wish to make a change to your standing instructions, kindly contact your advisor by telephone immediately.

**RANDELL SUPER FUND**  
**PROFIT/LOSS ON DISPOSAL OF INVESTMENT AT 10 JUNE 2020**

**Asset Details**

Account Code 782/007  
 Asset Ishares S&p 500 Aud Hedged Etf - Exchange Traded Fund Units Fully Paid  
 Date Sold 10 June 2020

**Disposal Details**

Units Sold	35.0000	Profit/(Loss) Summary			
Original Cost	13,791.75	- Indexation Method			
Consideration	13,256.70	- Discounted Method			
Total Tax Deferred <sup>^</sup>		- Other Method*	(535.05)		(535.05)
- Tax Deferred and Tax Exempt	0.00				
- Tax Free	0.00				
Building Depreciation					
Notional Capital Gain	0.00	(Building depreciation and Notional capital gain are not included in the calculations or journal entries but as an adjustment to Taxable Capital Profits/(Losses))			
Total Profit/(Loss)	(535.05)				

For assets acquired before 21 September 1999 and held for 12 months or more, a fund can calculate capital gains using either the Indexation Method or the Discounted Method. For assets acquired after 21 September 1999 and held for 12 months or more, a fund can only calculate capital gains using the Discounted Method. For assets held less than 12 months, neither the Indexation Method or Discounted Method can be used. These disposals generate "Other" Capital Gains/Losses.

**Journal Entry**

This Journal Entry assumes the consideration received has been posted to the Disposal of Investments Proceeds Account (A/c: 491)

Account Description	Account	Units	Debit	Credit	Tax Deferred	Indexed Capital Gain
Disposal of Investments Proceeds Account	491					
Ishares S&p 500 Aud Hedged Etf - Exchange Traded Fund Units Fully Paid	782/007	35.0000	13,256.70	13,791.75		
Taxable Profit/(Loss)	235/035		535.05			
Non Taxable Profit/(Loss)	236/035					
Distributions Received	238/008					

\* Best/selected method

<sup>^</sup> Tax adjustments include deferred tax and tax free components

**RANDELL SUPER FUND**  
**PROFIT/LOSS ON DISPOSAL OF INVESTMENT AT 10 JUNE 2020**

**Asset Details**

Account Code 782/007  
 Asset Ishares S&p 500 Aud Hedged Etf - Exchange Traded Fund Units Fully Paid  
 Date Sold 10 June 2020

**Transactions Details**

Transaction Date	Transaction Type	Units	Cost	Cost Base Adjust <sup>^</sup>	Adjusted Cost Base	CPI Purchase	CPI Sale	CGT Cost Base	Consideration	Method	Taxable Profit/(Loss)*	Non Taxable Profit/(Loss)*
<b>Purchase Transactions</b>												
25/09/2019	Purchase	10.0000	3,764.80		3,764.80			3,764.80	3,787.63	Other *	22.83	
23/12/2019	Purchase	25.0000	10,026.95		10,026.95			10,026.95	9,469.07	Other *	(557.88)	
		35.0000	13,791.75		13,791.75			13,791.75	13,256.70		(535.05)	

<sup>^</sup> Tax adjustments include deferred tax and tax free components.

\* Best/selected method

4-8

CONFIRMATION

# WILSONS

Wilsons Advisory and Stockbroking Limited  
AFS Licence 238375 ABN 68 010 529 665  
A Market Participant of ASX Limited

4-9  
SELL

Level 2, Oracle South, 17 Elizabeth Ave, Broadbeach Qld 4218 PO Box 1938, Oasis Centre, Broadbeach Qld 4218  
Tel 1300 655 015 Fax (61-7) 5509 5599 Internet address: www.wilsonsadvisory.com.au

This trade was executed by Wilsons Advisory and Stockbroking Limited AFSL 238375 ABN 68 010 529 665  
and cleared by Pershing Securities Australia Pty Ltd AFSL No 338264 ABN 60 136 184 962.

**THIS CONFIRMATION  
IS A TAX INVOICE**

This confirmation is issued by Wilsons Advisory and Stockbroking Limited subject to the directions, decisions and requirements of ASX, Chi-X, the ASIC Market Integrity Rules (Securities Markets) 2017, the Operating Rules of ASX and Chi-X, the ASX Clear Operating Rules, where relevant the ASX Settlement Operating Rules, the customs and usages of the ASX and Chi-X markets and the correction of errors and omissions. Please note that failure to pay for transactions in full by their due date may result in interest penalties being charged or your position being closed without further notice.

MR DAVID JAMES RANDELL & MRS TRACY  
LEE RANDELL  
RANDELL SUPER FUND A/C  
8 ST TROPEZ TERRACE  
BUNDALL QLD 4217

Wilsons Advisory and Stockbroking Limited has sold for you  
**COMPANY:** ISHARES S&P 500 AUD HEDGED ETF  
**SECURITY:** EXCHANGE TRADED FUND UNITS FULLY PAID

Market ASX  
Market Code: IHVV  
ISIN AU000001HVV8

**Account No.** W113574  
**Advisor** Charles Thomasson / Todd Cole  
**Confirmation No.** 92107076  
**Confirmation Date** 05/06/2020  
**Trade Date** 05/06/2020

Last of Order  
CHESS Sponsored  
Minimum brokerage charged

Do Not Contra

QUANTITY	PRICE	CONSIDERATION
35	379.6900	13,289.15
<b>TOTAL</b>	<b>AVERAGE</b>	<b>TOTAL</b>
35	379.6900	\$13,289.15
All brokerage and fees have been charged by Wilsons Advisory and Stockbroking Limited		
Brokerage		\$29.50
GST		\$2.95
<b>NET PROCEEDS</b>		<b>\$13,256.70</b>

**ASX SETTLEMENT DATE** 10/06/2020

## Settlement Instructions

**IF THIS HOLDING IS CHESS SPONSORED BY WILSONS ADVISORY AND STOCKBROKING LTD,  
NO ADDITIONAL SECURITY INFORMATION IS REQUIRED**

**OTHERWISE**

If the information has not been supplied to your advisor at the time of placing your order, please supply immediately your:-

SRN - Security Reference Number (If the holding is not CHESS sponsored by WILSONS ADVISORY AND STOCKBROKING LTD)

**PAYMENT INSTRUCTION**

If this Information has not been supplied or you wish to make a change to your standing instructions, kindly contact your advisor by telephone immediately.

Randell Super Fund  
 Summary of Managed Funds  
 2020

SF Code Name	Cash Distribution	Imputation Credits	Foreign Income	Foreign Tax Credits	Tax Free	Tax Deferred	Indexed Capital Gain	Discounted Capital Gain	Other Capital Gain	Grossed up Distribution	Taxable distribution per label M of ITR
Wilson's portfolio	4114.93	17.14	1073.28	229.78		-12.73	410.06	576.18		4361.85	2085.28
add James Hardie Amcor	441.7 865.31		441.7 865.31							441.7 865.31	0 0
	5421.94	17.14	2380.29	229.78	0	-12.73	410.06	576.18		5668.86	2085.28

0 note reported in divs in Wilsons report  
 0 note reported in divs in Wilsons report





5.2

Level 30 Waterfront Place  
1 Eagle Street Brisbane QLD 4000  
GPO Box 385 Brisbane QLD 4001  
Telephone 07 3212 1333  
Facsimile 07 3212 1399  
www.wilsonsadvisory.com.au

MR DAVID JAMES RANDELL & MRS TRACY LEE RANDELL  
<RANDELL SUPER FUND A/C>  
8 ST TROPEZ TERRACE  
BUNDALL QLD 4217

### Annual Investment Report

Dear Sir/Madam,

Please find enclosed your Annual Investment Report for the period ending 30 June 2020.

Should you have any queries in relation to your reports please contact your Adviser,  
Charles Thomasson on 07 5509 5502.

Yours sincerely,

David Bates  
Manager, Investment Management Services

Wilson's Advisory and Stockbroking Ltd  
ABN 68 010 529 665

Market Participant of the Australian Stock  
Exchange Limited

AFSL Number 238375

This communication is not to be disclosed  
in whole or in part or used by any person  
without Wilson's Advisory and Stockbroking  
Ltd's prior written consent.

①

## Portfolio Summary


From 1 Jul 2019 to 30 Jun 2020

Your Account: Randell Super Fund A/C  
 Account Number: W113574  
 Your Adviser: Charles Thomasson  
 Branch: Gold Coast  
 Telephone: 07 5509 5502  
 Email: charles.thomasson@wilsonsadvisory.com.au

### Asset Class Summary

	Market Value	% of Assets	Target Allocation	Vs Target
Cash-Domestic	36,523	6.66%	2.00%	Overweight
Cash-International	-	- %	- %	Neutral
Fixed Interest-Domestic	24,828	4.53%	3.00%	Overweight
Fixed Interest-International	-	- %	- %	Neutral
Equity-Domestic	358,831	65.45%	65.00%	Overweight
Equity-International	89,773	16.37%	30.00%	Underweight
Alternative	38,290	6.98%	- %	Overweight
<b>Total</b>	<b>548,245</b>	<b>100.00%</b>	<b>100.00%</b>	

### Holdings By Asset Class




### Portfolio Movements

Market Value at start of period	555,094
Additions to portfolio	97,776
Withdrawals from portfolio	-82,000
Change in Market Value	-34,910
Income & Expenses	12,284
<b>Market Value at end of period</b>	<b>548,245</b>
<i>Imputation Credits</i>	5,814

### Portfolio Performance

Net Portfolio Performance	-8.05
Custom Benchmark W113574	-2.81

### Domestic Equity Holdings By Sector



(2)

## Portfolio Valuation

As At: 30 Jun 2020

Your Account: Randell Super Fund A/C  
 Account Number: W113574  
 Your Adviser: Charles Thomasson  
 Branch: Gold Coast  
 Telephone: 07 5509 5502  
 Email: charles.thomasson@wilsonsadvisory.com.au

Security Code	Security Description	FX* Rate	Units	Average Cost Price	Total Cost	Market Price	Market Value	% Assets
<b>Cash-Domestic</b>								
CMT	Cash Management Account		34,628	1,000	34,627.60	1,000	34,627.60	6.32
TRUSTDJS	Distribution Accrual Account		1,896	1,000	1,895.86	1,000	1,895.86	0.35
					<b>36,523.46</b>		<b>36,523.46</b>	<b>6.66</b>
<b>Fixed Interest-Domestic</b>								
CBAPD	Commonwealth Bank of Australia - Perp Exch Resale Sec - Peris VII		250	95.499	23,874.75	99.311	24,827.75	4.53
					<b>23,874.75</b>		<b>24,827.75</b>	<b>4.53</b>
<b>Equity-Domestic-Direct</b>								
<b>Communication Services</b>								
TLS	Telstra Corporation Ltd		8,000	3.946	31,569.18	3.130	25,040.00	4.57
<b>Consumer Discretionary</b>								
WES	Westfarmers Ltd		175	38.355	6,712.20	44.830	7,845.25	1.43
<b>Energy</b>								
VEA	Viva Energy Group Ltd		8,000	2.500	20,000.00	1.820	14,560.00	2.66
WHC	Whitehaven Coal Ltd		4,000	2.608	10,432.45	1.430	5,720.00	1.04
WPL	Woodside Petroleum Ltd		500	33.789	16,894.65	21.650	10,825.00	1.97
<b>Financials</b>								
ANZ	ANZ Banking Grp Ltd		1,517	21.845	33,139.37	18.640	28,276.88	5.16
CBA	Commonwealth Bank		500	48.705	24,352.27	69.420	34,710.00	6.33
MQG	Macquarie Group Ltd		210	103.902	21,819.48	118.600	24,906.00	4.54
WBC	Westpac Banking Corp		550	27.915	15,353.19	17.950	9,872.50	1.80
<b>Health Care</b>								
CSL	CSL Ltd		20	302.203	6,044.05	287.000	5,740.00	1.05
<b>Industrials</b>								
DOW	Downer Edi Ltd		1,000	4.942	4,942.45	4.380	4,380.00	0.80
MND	Monadelphous Group Ltd		600	14.855	8,913.09	10.820	6,492.00	1.18
NWH	NRW Holdings Ltd		5,250	1.906	10,007.45	1.865	9,791.25	1.79
SVW	Seven Group Holdings Ltd		750	18.264	13,697.81	17.180	12,885.00	2.35
TCL	Transurban Group Stapled		1,000	10.554	10,554.31	14.130	14,130.00	2.58
<b>Materials</b>								
AMC	Amcor Ltd		1,250	14.027	17,533.46	14.480	18,100.00	3.30
BHP	BHP Group Ltd		950	32.511	30,885.72	35.820	34,029.00	6.21
FMG	Fortescue Metals Group Ltd		750	8.749	6,561.95	13.850	10,387.50	1.89
JHX	James Hardie Industries Plc CDI 1:1		500	17.225	8,612.67	27.520	13,760.00	2.51
RIO	Rio Tinto Ltd		300	80.124	24,037.08	97.960	29,388.00	5.36
<b>Real Estate</b>								

\* The FX Rate as at the date of this report.

S.4

B

## Portfolio Valuation

As At: 30 Jun 2020

Your Account: Randell Super Fund A/C  
 Account Number: W113574  
 Your Adviser: Charles Thomasson  
 Branch: Gold Coast  
 Telephone: 07 5509 5502  
 Email: charles.thomasson@wilsonsadvisory.com.au

Security Code	Security Description	FX* Rate	Units	Average Cost Price	Total Cost	Market Price	Market Value	% Assets
GMG	Goodman Group Stapled		800	12.479	9,983.47	14.850	11,880.00	2.17
LLC	Lend Lease Group stapled		1,442	14.664	21,145.56	12.370	17,837.54	3.25
SGP	Stockland Stapled		2,500	4.137	10,342.16	3.310	8,275.00	1.51
					<b>363,534.02</b>		<b>358,830.92</b>	<b>65.45</b>
<b>Equity-International-Direct</b>								
<b>Exchange Currency: AUD</b>								
IHV.AXW	iShs S&P500AUDHedged - Exchange Traded Fund Units Fully Paid		80	345.176	27,614.05	372.570	29,805.60	5.44
					<b>27,614.05</b>		<b>29,805.60</b>	<b>5.44</b>
<b>Equity-International-Managed Funds</b>								
<b>Exchange Currency: AUD</b>								
IOO.AXW	iShares Global 100 ETF		200	76.062	15,212.45	76.650	15,330.00	2.80
IVV.AXW	iShares Core S&P 500 ETF		100	366.586	36,658.60	446.370	44,637.00	8.14
					<b>51,871.05</b>		<b>59,967.00</b>	<b>10.94</b>
<b>Alternative</b>								
APL	Antipodes Global Investment Company Ltd		22,000	1.156	25,434.75	0.920	20,240.00	3.69
MXT	MCP Master Income Trust		10,000	2.032	20,324.75	1.805	18,050.00	3.29
					<b>45,759.50</b>		<b>38,290.00</b>	<b>6.98</b>
					<b>549,176.83</b>		<b>548,244.73</b>	<b>100.00</b>

5-5

4

\* The FX Rate as at the date of this report.

## Purchases & Sales

From 1 Jul 2019 to 30 Jun 2020

Your Account: Randell Super Fund A/C  
 Account Number: W113574  
 Your Adviser: Charles Thomasson  
 Branch: Gold Coast  
 Telephone: 07 5509 5502  
 Email: charles.thomasson@wilsonsadvisory.com.au

Trade Date	Settle Date	Security Code	Security Name	FX* Rate	Units	Price	Gross Cost	Brokerage /Comm.	GST	Gain/Loss	Settlement Amount	
<b>Purchases</b>												
<b>Equity-Domestic-Direct</b>												
22-07-19	24-07-19	WPL	Woodside Petroleum Ltd		500	33.740	16,869.90	22.50	2.25	-	16,894.65	
07-08-19	09-08-19	RIO	Rio Tinto Ltd		100	89.250	8,925.00	22.50	2.25	-	8,949.75	
19-12-19	23-12-19	WHC	Whitehaven Coal Ltd		4,000	2.600	10,400.00	29.50	2.95	-	10,432.45	
09-03-20	11-03-20	CSL	CSL Ltd		20	300.580	6,011.60	29.50	2.95	-	6,044.05	
09-03-20	11-03-20	DOW	Downer Edji Ltd		1,000	4.910	4,910.00	29.50	2.95	-	4,942.45	
09-03-20	11-03-20	FMG	Fortescue Metals Group Ltd		750	8.706	6,529.50	29.50	2.95	-	6,561.95	
09-03-20	11-03-20	MQG	Macquarie Group Ltd		50	122.090	6,104.50	29.50	2.95	-	6,136.95	
09-03-20	11-03-20	WES	Wesfarmers Ltd		175	38.170	6,679.75	29.50	2.95	-	6,712.20	
02-04-20	06-04-20	GMG	Goodman Group Stapled		800	12.440	9,952.00	29.50	2.95	-	9,984.45	
02-04-20	06-04-20	MQG	Macquarie Group Ltd		60	87.079	5,224.71	29.50	2.95	-	5,257.16	
08-05-20	12-05-20	MQG	Macquarie Group Ltd		100	103.929	10,392.92	29.50	2.95	-	10,425.37	
17-06-20	19-06-20	NWH	NRW Holdings Ltd		5,250	1.900	9,975.00	29.50	2.95	-	10,007.45	
<b>Equity-International-Direct</b>												
<b>Exchange Currency: AUD</b>												
23-09-19	25-09-19	IHV.AXW	iShs S&P500AUDHedged - Exchange Traded Fund Units Fully Paid	1.000	55	376.030	20,681.65	22.50	2.25	-	20,706.40	
19-12-19	23-12-19	IHV.AXW	iShs S&P500AUDHedged - Exchange Traded Fund Units Fully Paid	1.000	25	399.780	9,994.50	29.50	2.95	-	10,026.95	
13-03-20	17-03-20	IHV.AXW	iShs S&P500AUDHedged - Exchange Traded Fund Units Fully Paid	1.000	35	304.000	10,640.00	29.50	2.95	-	10,672.45	
<b>Equity-International-Managed Funds</b>												
05-06-20	10-06-20	IOO	iShares Global 100 ETF		200	75.900	15,180.00	29.50	2.95	-	15,212.45	
<b>Sales</b>												
<b>Equity-Domestic-Direct</b>												
05-08-19	07-08-19	QBE	QBE Insurance Group Ltd		500	12.430	5,402.24	22.50	2.25	788.01	6,190.25	
23-09-19	25-09-19	WOW	Woolworths Ltd		694	37.700	24,191.45	22.50	2.25	1,947.60	26,139.05	
11-10-19	15-10-19	DOW	Downer Edji Ltd		2,500	7.970	17,298.94	29.50	2.95	2,593.61	19,892.55	
19-12-19	23-12-19	QBE	QBE Insurance Group Ltd		1,500	13.150	16,206.71	29.50	2.95	3,485.84	19,692.55	
24-01-20	29-01-20	JHX	James Hardie Industries Plc CDI 1:1		350	31.503	7,314.83	29.50	2.95	3,678.75	10,993.58	
<b>Equity-International-Direct</b>												
<b>Exchange Currency: AUD</b>												
05-06-20	10-06-20	IHV.AXW	iShs S&P500AUDHedged - Exchange Traded Fund Units Fully Paid	1.000	35	379.690	13,791.75	29.50	2.95	-635.05	13,256.70	
<b>TOTAL</b>												
							<b>158,471.03</b>	<b>451.00</b>	<b>45.10</b>		<b>158,967.13</b>	
							<b>84,205.92</b>	<b>163.00</b>	<b>16.30</b>		<b>11,958.76</b>	<b>96,164.68</b>

\* The FX Rate at the trade date.

5

S-6



## Corporate Actions

From 1 Jul 2019 to 30 Jun 2020

Your Account: Randell Super Fund A/C  
Account Number: W113574  
Your Adviser: Charles Thomasson  
Branch: Gold Coast  
Telephone: 07 5509 5502  
Email: charles.thomasson@wilsonsadvisory.com.au

Trade Date	Settle Date	Security Code	Description	FX* Rate	Volume	Amount
04-06-20	04-06-20	LLC	Share Purchase Plan - @ AUD 9.80	1.00	592.00	5,801.60

### LLC - Share Purchase Plan

\* The FX Rate at the initial cost date.

9

S-7



# Additions & Withdrawals

From 1 Jul 2019 to 30 Jun 2020

Your Account: Randell Super Fund A/C  
 Account Number: W113574  
 Your Adviser: Charles Thomasson  
 Branch: Gold Coast  
 Telephone: 07 5509 5502  
 Email: charles.thomasson@wilsonsadvisory.com.au

Trade Date	Purchase Date	Security Code	Transaction Description	Units	Cost Amount	Transfer Value
<b>Additions</b>						
11-03-20	11-03-20	CMT	Direct Credit - Randel Super Macq Acc		30,397.60	30,397.60
19-03-20	19-03-20	CMT	Direct Credit - Randel Super Macq Acc		50,000.00	50,000.00
23-03-20	23-03-20	CMT	Direct Credit - Randel Super Macq Acc		10,000.00	10,000.00
30-03-20	30-03-20	CMT	Direct Credit - ATO		7,378.82	7,378.82
					<b>97,776.42</b>	<b>97,776.42</b>
<b>Withdrawals</b>						
25-10-19	25-10-19	CASH	484-799 044551770: Randell Super Fund		82,000.00	82,000.00
					<b>82,000.00</b>	<b>82,000.00</b>

S-8

7



## Cash & Accrual Account Statement

From 1 Jul 2019 to 30 Jun 2020

Your Account: Randell Super Fund A/C  
 Account Number: W113574  
 Your Adviser: Charles Thomasson  
 Branch: Gold Coast  
 Telephone: 07 5509 5502  
 Email: charles.thomasson@wilsonsadvisory.com.au

Trade Date	Settlement Date	Description	Debit	Credit	Balance*
		<b>Cash Management Account</b>			
30-06-19	30-06-19	Opening Balance			75,659.23
01-07-19	01-07-19	ANZ Dividend Received			76,872.83
02-07-19	02-07-19	Rebate of Adviser Commission			76,872.83
02-07-19	02-07-19	Cash Deposit - Rebate of Adviser Commission		1,213.60	76,888.33
08-07-19	08-07-19	MXT Dividend Received			76,987.33
11-07-19	11-07-19	IVV Dividend Received			77,214.55
16-07-19	16-07-19	Transfer to Cash Ledger from CMA			77,145.47
16-07-19	16-07-19	Transfer to Cash Ledger from CMA			76,454.66
24-07-19	24-07-19	Transfer to Cash Ledger from CMA			59,560.01
31-07-19	31-07-19	Cash Deposit - CMA Credit Interest			59,617.46
02-08-19	02-08-19	JHX Dividend Received			59,870.97
02-08-19	02-08-19	Rebate of Adviser Commission			59,870.97
02-08-19	02-08-19	Cash Deposit - Rebate of Adviser Commission			59,886.33
07-08-19	07-08-19	Deposit CMA from Cash Ledger			66,076.58
08-08-19	08-08-19	MXT Dividend Received			66,153.58
09-08-19	09-08-19	TCL Dividend Received			66,453.58
09-08-19	09-08-19	Transfer to Cash Ledger from CMA			57,503.83
16-08-19	16-08-19	Transfer to Cash Ledger from CMA			57,433.12
16-08-19	16-08-19	Transfer to Cash Ledger from CMA			56,726.07
30-08-19	30-08-19	SGP Dividend Received			57,078.57
30-08-19	30-08-19	Cash Deposit - CMA Credit Interest			57,123.03
03-09-19	03-09-19	Rebate of Adviser Commission			57,123.03
03-09-19	03-09-19	Cash Deposit - Rebate of Adviser Commission			57,135.37
09-09-19	09-09-19	MXT Dividend Received			57,213.37
16-09-19	16-09-19	CBAPD Dividend Received			57,394.25
16-09-19	16-09-19	LLC Dividend Received			57,649.25
16-09-19	16-09-19	Transfer to Cash Ledger from CMA			57,580.54
16-09-19	16-09-19	Transfer to Cash Ledger from CMA			56,893.41
19-09-19	19-09-19	RIO Dividend Received			57,816.15
20-09-19	20-09-19	WPL Dividend Received			58,082.34
25-09-19	25-09-19	BHP Dividend Received			59,162.51
25-09-19	25-09-19	Deposit CMA from Cash Ledger			85,301.56
25-09-19	25-09-19	Transfer to Cash Ledger from CMA			64,595.16
26-09-19	26-09-19	CBA Dividend Received			65,750.16
26-09-19	26-09-19	TLS Dividend Received			66,390.16
30-09-19	30-09-19	WOW Dividend Received			66,785.74
30-09-19	30-09-19	Cash Deposit - CMA Credit Interest			66,829.47
02-10-19	02-10-19	DOW Dividend Received			67,179.47

\* All amounts shown are in Native Currency. If the Native Currency is not Australian Dollars (AUD), then the Currency and the equivalent AUD amount as at the date of the report will be displayed at the Closing Balance.





## Cash & Accrual Account Statement

From 1 Jul 2019 to 30 Jun 2020

Your Account: Randell Super Fund A/C  
 Account Number: W113574  
 Your Adviser: Charles Thomasson  
 Branch: Gold Coast  
 Telephone: 07 5509 5502  
 Email: charles.thomasson@wilsonsadvisory.com.au

Trade Date	Settlement Date	Description	Debit	Credit	Balance*
02-10-19	02-10-19	Rebate of Adviser Commission	-	-	67,179.47
02-10-19	02-10-19	Cash Deposit - Rebate of Adviser Commission	-	12.14	67,191.61
04-10-19	04-10-19	MND Dividend Received	-	138.00	67,329.61
04-10-19	04-10-19	QBE Dividend Received	-	375.00	67,704.61
08-10-19	08-10-19	MXT Dividend Received	-	79.00	67,783.61
08-10-19	08-10-19	AMC Dividend Received	-	221.56	68,005.17
11-10-19	11-10-19	SVW Dividend Received	-	157.50	68,162.67
14-10-19	14-10-19	APL Dividend Received	-	550.00	68,712.67
14-10-19	14-10-19	IVV Dividend Received	-	181.67	68,894.34
14-10-19	14-10-19	VEA Dividend Received	-	168.00	69,062.34
15-10-19	15-10-19	Deposit CMA from Cash Ledger	-	19,892.55	88,954.89
15-10-19	15-10-19	Transfer to Cash Ledger from CMA	70.24	-	88,884.65
15-10-19	15-10-19	Transfer to Cash Ledger from CMA	702.45	-	88,182.20
25-10-19	25-10-19	Transfer to Cash Ledger from CMA	82,000.00	-	6,182.20
31-10-19	31-10-19	Cash Deposit - CMA Credit Interest	-	34.77	6,216.97
04-11-19	04-11-19	Rebate of Adviser Commission	-	-	6,216.97
04-11-19	04-11-19	Cash Deposit - Rebate of Adviser Commission	-	-	6,216.97
08-11-19	08-11-19	MXT Dividend Received	-	12.84	6,229.81
18-11-19	18-11-19	Transfer to Cash Ledger from CMA	-	88.00	6,317.81
18-11-19	18-11-19	Transfer to Cash Ledger from CMA	59.78	-	6,258.03
29-11-19	29-11-19	Cash Deposit - CMA Credit Interest	597.84	-	5,660.19
03-12-19	03-12-19	Rebate of Adviser Commission	-	3.19	5,663.38
03-12-19	03-12-19	Cash Deposit - Rebate of Adviser Commission	-	-	5,663.38
09-12-19	09-12-19	MXT Dividend Received	-	-	5,663.38
16-12-19	16-12-19	CBAPD Dividend Received	-	1.23	5,664.61
17-12-19	17-12-19	AMC Dividend Received	-	82.00	5,746.61
17-12-19	17-12-19	Transfer to Cash Ledger from CMA	-	167.33	5,913.94
17-12-19	17-12-19	Transfer to Cash Ledger from CMA	-	208.75	6,122.69
18-12-19	18-12-19	ANZ Dividend Received	-	-	6,060.66
20-12-19	20-12-19	JHX Dividend Received	62.03	-	5,440.38
20-12-19	20-12-19	WBC Dividend Received	620.28	-	5,440.38
23-12-19	23-12-19	Deposit CMA from Cash Ledger	-	1,213.60	6,653.98
23-12-19	23-12-19	Transfer to Cash Ledger from CMA	-	99.85	6,753.83
23-12-19	23-12-19	Transfer to Cash Ledger from CMA	-	440.00	7,193.83
23-12-19	23-12-19	Transfer to Cash Ledger from CMA	-	19,692.55	26,886.38
31-12-19	31-12-19	Cash Deposit - CMA Credit Interest	10,026.95	-	16,859.43
03-01-20	03-01-20	Rebate of Adviser Commission	7,193.83	-	9,665.60
03-01-20	03-01-20	Rebate of Adviser Commission	3,238.62	-	6,426.98
03-01-20	03-01-20	Cash Deposit - Rebate of Adviser Commission	-	3.92	6,430.90
08-01-20	08-01-20	IVV Dividend Received	-	-	6,430.90
09-01-20	09-01-20	MXT Dividend Received	-	1.29	6,432.19
			-	250.38	6,682.57
			-	79.00	6,761.57

\* All amounts shown are in Native Currency. If the Native Currency is not Australian Dollars (AUD), then the Currency and the equivalent AUD amount as at the date of the report will be displayed at the Closing Balance.

9

S-10



## Cash & Accrual Account Statement

From 1 Jul 2019 to 30 Jun 2020

**Your Account:** Randell Super Fund A/C  
**Account Number:** W113574  
**Your Adviser:** Charles Thomasson  
**Branch:** Gold Coast  
**Telephone:** 07 5509 5502  
**Email:** charles.thomasson@wilsonsadvisory.com.au

Trade Date	Settlement Date	Description	Debit	Credit	Balance*
15-01-20	15-01-20	Transfer to Cash Ledger from CMA	61.52	-	6,700.05
15-01-20	15-01-20	Transfer to Cash Ledger from CMA	615.17	-	6,084.88
29-01-20	29-01-20	Deposit CMA from Cash Ledger	-	10,993.58	17,078.46
31-01-20	31-01-20	Cash Deposit - CMA Credit Interest	-	4.66	17,083.12
04-02-20	04-02-20	Rebate of Adviser Commission	-	-	17,083.12
04-02-20	04-02-20	Cash Deposit - Rebate of Adviser Commission	-	1.56	17,084.68
10-02-20	10-02-20	MXT Dividend Received	-	-	17,084.68
14-02-20	14-02-20	TCL Dividend Received	-	105.00	17,189.68
14-02-20	14-02-20	Transfer to Cash Ledger from CMA	-	310.00	17,499.68
14-02-20	14-02-20	Transfer to Cash Ledger from CMA	63.34	-	17,436.34
28-02-20	28-02-20	SGP Dividend Received	633.35	-	16,802.99
28-02-20	28-02-20	Cash Deposit - CMA Credit Interest	-	337.50	17,140.49
03-03-20	03-03-20	Rebate of Adviser Commission	-	10.03	17,150.52
03-03-20	03-03-20	Cash Deposit - Rebate of Adviser Commission	-	-	17,150.52
06-03-20	06-03-20	WHC Dividend Received	-	3.37	17,153.89
09-03-20	09-03-20	MXT Dividend Received	-	60.00	17,213.89
11-03-20	11-03-20	Direct Credit - Randell Super Macq Acc	-	85.00	17,298.89
11-03-20	11-03-20	Transfer to Cash Ledger from CMA	-	30,397.60	47,696.49
11-03-20	11-03-20	Transfer to Cash Ledger from CMA	4,449.74	-	43,246.75
11-03-20	11-03-20	Transfer to Cash Ledger from CMA	6,136.95	-	37,109.80
12-03-20	12-03-20	Transfer to Cash Ledger from CMA	6,712.20	-	30,397.60
12-03-20	12-03-20	Transfer to Cash Ledger from CMA	1,594.31	-	28,803.29
12-03-20	12-03-20	Transfer to Cash Ledger from CMA	6,561.95	-	22,241.34
12-03-20	12-03-20	Transfer to Cash Ledger from CMA	4,942.45	-	17,298.89
16-03-20	16-03-20	CBA Dividend Received	3.59	-	17,295.30
17-03-20	17-03-20	LLC Distribution Received	-	161.23	17,456.53
17-03-20	17-03-20	Transfer to Cash Ledger from CMA	-	255.00	17,711.53
17-03-20	17-03-20	Transfer to Cash Ledger from CMA	10,672.45	-	7,039.08
17-03-20	17-03-20	Transfer to Cash Ledger from CMA	56.06	-	6,983.02
19-03-20	19-03-20	Direct Credit - Randell Super Macq Acc	560.64	-	6,422.38
20-03-20	20-03-20	WPL Dividend Received	-	50,000.00	56,422.38
23-03-20	23-03-20	Direct Credit - Randell Super Macq Acc	-	415.66	56,838.04
24-03-20	24-03-20	AMC Dividend Received	-	10,000.00	66,838.04
24-03-20	24-03-20	BHP Dividend Received	-	213.75	67,051.79
27-03-20	27-03-20	APL Dividend Received	-	944.33	67,996.12
27-03-20	27-03-20	MND Dividend Received	-	440.00	68,436.12
27-03-20	27-03-20	TLS Dividend Received	-	132.00	68,568.12
30-03-20	30-03-20	Direct Credit - ATO	-	640.00	69,208.12
31-03-20	31-03-20	CBA Dividend Received	-	7,378.82	76,586.94
31-03-20	31-03-20	Cash Deposit - CMA Credit Interest	-	1,000.00	77,586.94
			-	12.59	77,599.53

10

S.11

\* All amounts shown are in Native Currency. If the Native Currency is not Australian Dollars (AUD), then the Currency and the equivalent AUD amount as at the date of the report will be displayed at the Closing Balance.



## Cash & Accrual Account Statement

From 1 Jul 2019 to 30 Jun 2020

Your Account: Randell Super Fund A/C  
 Account Number: W113574  
 Your Adviser: Charles Thomasson  
 Branch: Gold Coast  
 Telephone: 07 5509 5502  
 Email: charles.thomasson@wilsonsadvisory.com.au

Trade Date	Settlement Date	Description	Debit	Credit	Balance*
02-04-20	02-04-20	Rebate of Adviser Commission	-	-	77,599.53
02-04-20	02-04-20	Cash Deposit - Rebate of Adviser Commission	-	7.95	77,607.48
06-04-20	06-04-20	Transfer to Cash Ledger from CMA	5,257.16	-	72,350.32
06-04-20	06-04-20	Transfer to Cash Ledger from CMA	9,984.45	-	62,365.87
09-04-20	09-04-20	MXT Dividend Received	-	86.00	62,451.87
09-04-20	09-04-20	CSL Dividend Received	-	29.43	62,481.30
15-04-20	15-04-20	IVV Dividend Received	-	219.78	62,701.08
15-04-20	15-04-20	VEA Dividend Received	-	208.00	62,909.08
16-04-20	16-04-20	RIO Dividend Received	-	1,049.22	63,958.30
16-04-20	16-04-20	Transfer to Cash Ledger from CMA	-	-	63,907.80
16-04-20	16-04-20	Transfer to Cash Ledger from CMA	50.50	-	63,402.85
20-04-20	20-04-20	SVW Dividend Received	504.95	-	63,560.35
30-04-20	30-04-20	Cash Deposit - CMA Credit Interest	-	157.50	63,573.75
04-05-20	04-05-20	Rebate of Adviser Commission	-	13.40	63,573.75
04-05-20	04-05-20	Cash Deposit - Rebate of Adviser Commission	-	13.46	63,587.21
08-05-20	08-05-20	MCP Dividend Received	-	89.00	63,676.21
12-05-20	12-05-20	Transfer to Cash Ledger from CMA	10,425.37	-	53,250.84
15-05-20	15-05-20	Transfer to Cash Ledger from CMA	56.83	-	53,194.01
15-05-20	15-05-20	Transfer to Cash Ledger from CMA	568.25	-	52,625.76
26-05-20	26-05-20	Transfer to Cash Ledger from CMA	30,000.00	-	22,625.76
29-05-20	29-05-20	Cash Deposit - CMA Credit Interest	-	-	22,636.46
02-06-20	02-06-20	Rebate of Adviser Commission	-	10.70	22,636.46
02-06-20	02-06-20	Cash Deposit - Rebate of Adviser Commission	-	-	22,647.24
09-06-20	09-06-20	LLC SPP Refund	-	10.78	22,647.24
09-06-20	09-06-20	MCP Dividend Received	-	-	24,198.40
10-06-20	10-06-20	Deposit CMA from Cash Ledger	-	79.00	46,845.84
10-06-20	10-06-20	Transfer to Cash Ledger from CMA	-	-	46,924.64
15-06-20	15-06-20	CBA Dividend Received	-	13,256.70	60,181.34
16-06-20	16-06-20	Transfer to Cash Ledger from CMA	15,212.45	-	44,968.89
16-06-20	16-06-20	Transfer to Cash Ledger from CMA	-	149.68	45,118.57
16-06-20	16-06-20	Transfer to Cash Ledger from CMA	64.72	-	45,053.85
17-06-20	17-06-20	AMC Dividend Received	647.19	-	44,406.66
19-06-20	19-06-20	Transfer to Cash Ledger from CMA	-	221.25	44,627.91
30-06-20	30-06-20	Transfer to Cash Ledger from CMA	10,007.45	-	34,620.46
30-06-20	30-06-20	Cash Deposit - CMA Credit Interest	-	-	34,627.60
30-06-20	30-06-20	Closing Balance	-	7.14	34,627.60
<b>Applications Accrual Account</b>			<b>279,259.35</b>	<b>238,227.72</b>	<b>34,627.60</b>
30-06-19	30-06-19	Opening Balance	-	-	-
26-05-20	26-05-20	Cash Deposit - LLC SPP Application	-	30,000.00	30,000.00
04-06-20	04-06-20	Cash Withdrawal - Share Purchase Plan - @ AUD 9.80	5,801.60	-	24,198.40

11

5-12

\* All amounts shown are in Native Currency. If the Native Currency is not Australian Dollars (AUD), then the Currency and the equivalent AUD amount as at the date of the report will be displayed at the Closing Balance.



## Cash & Accrual Account Statement

From 1 Jul 2019 to 30 Jun 2020

Your Account: Randell Super Fund A/C  
 Account Number: W113574  
 Your Adviser: Charles Thomasson  
 Branch: Gold Coast  
 Telephone: 07 5509 5502  
 Email: charles.thomasson@wilsonsadvisory.com.au

Trade Date	Settlement Date	Description	Debit	Credit	Balance*
09-06-20	09-06-20	Cash Withdrawal - LLC SPP Refund	24,198.40	-	0.00
30-06-20	30-06-20	Closing Balance	30,000.00	30,000.00	0.00
<b>Distribution Accrual Account</b>					
30-06-19	30-06-19	Opening Balance	-	-	2,445.83
01-07-19	01-07-19	Cash Withdrawal - ANZ Dividend Received	1,213.60	-	1,232.23
08-07-19	08-07-19	Cash Withdrawal - MXT Dividend Received	99.00	-	1,133.23
11-07-19	11-07-19	Cash Withdrawal - IVV Dividend Received	227.22	-	906.01
31-07-19	08-08-19	Corporate Action - MXT.ASX Dividend	-	77.00	983.01
02-08-19	02-08-19	Cash Withdrawal - JHX Dividend Received	253.51	-	729.50
08-08-19	08-08-19	Cash Withdrawal - MXT Dividend Received	77.00	-	652.50
08-08-19	08-08-19	Corporate Action - RIO.ASX Dividend	-	657.24	1,309.74
08-08-19	08-08-19	Corporate Action - RIO.ASX Dividend	-	265.50	1,575.24
09-08-19	09-08-19	Cash Withdrawal - TCL Dividend Received	300.00	-	1,275.24
14-08-19	06-09-19	Corporate Action - CBA.ASX Dividend	-	1,155.00	2,430.24
22-08-19	04-10-19	Corporate Action - QBE.ASX Dividend	-	375.00	2,805.24
23-08-19	16-09-19	Corporate Action - LLC.ASX Dividend	-	80.79	2,886.03
23-08-19	16-09-19	Corporate Action - LLC.ASX Distribution	-	174.21	3,060.24
26-08-19	20-09-19	Corporate Action - WPL.ASX Dividend	-	266.19	3,326.43
28-08-19	26-09-19	Corporate Action - TLS.ASX Dividend	-	400.00	3,726.43
28-08-19	26-09-19	Corporate Action - TLS.ASX Dividend	-	240.00	3,966.43
30-08-19	30-08-19	Cash Withdrawal - SGP Dividend Received	352.50	-	3,613.93
30-08-19	09-09-19	Corporate Action - MXT.ASX Dividend	-	78.00	3,691.93
03-09-19	30-09-19	Corporate Action - WOW.ASX Dividend	-	395.58	4,087.51
03-09-19	02-10-19	Corporate Action - DOW.ASX Dividend	-	350.00	4,437.51
05-09-19	16-09-19	Corporate Action - CBAPD.ASX Dividend	-	180.88	4,618.39
05-09-19	25-09-19	Corporate Action - BHP.ASX Dividend	-	1,080.17	5,698.56
06-09-19	14-10-19	Corporate Action - APL.ASX Dividend	-	550.00	6,248.56
09-09-19	09-09-19	Cash Withdrawal - MXT Dividend Received	78.00	-	6,170.56
10-09-19	08-10-19	Corporate Action - AMC.ASX Dividend	-	221.56	6,392.12
12-09-19	04-10-19	Corporate Action - MND.ASX Dividend	-	138.00	6,530.12
13-09-19	11-10-19	Corporate Action - SVW.ASX Dividend	-	157.50	6,687.62
16-09-19	16-09-19	Cash Withdrawal - CBAPD Dividend Received	180.88	-	6,506.74
16-09-19	16-09-19	Cash Withdrawal - LLC Dividend Received	255.00	-	6,251.74
19-09-19	19-09-19	Cash Withdrawal - RIO Dividend Received	922.74	-	5,329.00
20-09-19	20-09-19	Cash Withdrawal - WPL Dividend Received	266.19	-	5,062.81
25-09-19	25-09-19	Cash Withdrawal - BHP Dividend Received	1,080.17	-	3,982.64
26-09-19	26-09-19	Cash Withdrawal - CBA Dividend Received	1,155.00	-	2,827.64
26-09-19	26-09-19	Cash Withdrawal - TLS Dividend Received	640.00	-	2,187.64

5-13

12

\* All amounts shown are in Native Currency. If the Native Currency is not Australian Dollars (AUD), then the Currency and the equivalent AUD amount as at the date of the report will be displayed at the Closing Balance.

# WILSONS

## Cash & Accrual Account Statement

From 1 Jul 2019 to 30 Jun 2020

Your Account: Randell Super Fund A/C  
 Account Number: W113574  
 Your Adviser: Charles Thomasson  
 Branch: Gold Coast  
 Telephone: 07 5509 5502  
 Email: charles.thomasson@wilsonsadvisory.com.au

Trade Date	Settlement Date	Description	Debit	Credit	Balance*
26-09-19	14-10-19	Corporate Action - VEA.ASX Dividend	-	168.00	2,355.64
30-09-19	30-09-19	Cash Withdrawal - WOW Dividend Received	395.58	-	1,960.06
30-09-19	08-10-19	Corporate Action - MXT.ASX Dividend	-	79.00	2,039.06
02-10-19	02-10-19	Cash Withdrawal - DOW Dividend Received	-	-	1,889.06
02-10-19	14-10-19	Corporate Action - IVV.AXW Dividend	350.00	-	1,870.73
04-10-19	04-10-19	Cash Withdrawal - MND Dividend Received	-	181.67	1,732.73
04-10-19	04-10-19	Cash Withdrawal - QBE Dividend Received	138.00	-	1,357.73
08-10-19	08-10-19	Cash Withdrawal - MXT Dividend Received	375.00	-	1,357.73
08-10-19	08-10-19	Cash Withdrawal - AMC Dividend Received	79.00	-	1,278.73
11-10-19	11-10-19	Cash Withdrawal - SVW Dividend Received	221.56	-	1,057.17
14-10-19	14-10-19	Cash Withdrawal - APL Dividend Received	157.50	-	899.67
14-10-19	14-10-19	Cash Withdrawal - IVV Dividend Received	550.00	-	349.67
14-10-19	14-10-19	Cash Withdrawal - VEA Dividend Received	181.67	-	168.00
31-10-19	08-11-19	Corporate Action - MXT.ASX Dividend	168.00	-	-
08-11-19	08-11-19	Cash Withdrawal - MXT Dividend Received	-	88.00	88.00
11-11-19	18-12-19	Corporate Action - ANZ.ASX Dividend	88.00	-	-
12-11-19	20-12-19	Corporate Action - WBC.ASX Dividend	-	1,213.60	1,213.60
15-11-19	20-12-19	Corporate Action - JHX.ASX Dividend	-	440.00	1,653.60
27-11-19	17-12-19	Corporate Action - AMC.ASX Dividend	-	99.85	1,753.45
29-11-19	09-12-19	Corporate Action - MXT.ASX Dividend	-	208.75	1,962.20
05-12-19	16-12-19	Corporate Action - CBAPD.ASX Dividend	-	82.00	2,044.20
09-12-19	09-12-19	Cash Withdrawal - MXT Dividend Received	-	167.33	2,211.53
16-12-19	16-12-19	Cash Withdrawal - CBAPD Dividend Received	82.00	-	2,129.53
17-12-19	17-12-19	Cash Withdrawal - AMC Dividend Received	167.33	-	1,962.20
18-12-19	18-12-19	Cash Withdrawal - ANZ Dividend Received	167.33	-	1,753.45
20-12-19	20-12-19	Cash Withdrawal - JHX Dividend Received	208.75	-	539.85
20-12-19	20-12-19	Cash Withdrawal - WBC Dividend Received	1,213.60	-	440.00
24-12-19	08-01-20	Corporate Action - IVV.AXW Dividend	99.85	-	-
30-12-19	14-02-20	Corporate Action - TCL.ASX Dividend	440.00	-	-
30-12-19	14-02-20	Corporate Action - TCL.ASX Distribution	-	250.38	250.38
30-12-19	28-02-20	Corporate Action - SGP.ASX Dividend	-	20.00	270.38
31-12-19	09-01-20	Corporate Action - MXT.ASX Dividend	-	290.00	560.38
08-01-20	08-01-20	Cash Withdrawal - IVV Dividend Received	-	337.50	897.88
09-01-20	09-01-20	Cash Withdrawal - MXT Dividend Received	-	79.00	976.88
31-01-20	10-02-20	Corporate Action - MXT.ASX Dividend	250.38	-	726.50
10-02-20	10-02-20	Cash Withdrawal - MXT Dividend Received	79.00	-	647.50
14-02-20	14-02-20	Cash Withdrawal - TCL Dividend Received	-	105.00	752.50
19-02-20	31-03-20	Corporate Action - CBA.ASX Dividend	105.00	-	647.50
24-02-20	20-03-20	Corporate Action - WPL.ASX Dividend	310.00	-	337.50
26-02-20	27-03-20	Corporate Action - TLS.ASX Dividend	-	1,000.00	1,337.50
			-	415.66	1,753.16
			-	400.00	2,153.16

13

S.14

\* All amounts shown are in Native Currency. If the Native Currency is not Australian Dollars (AUD), then the Currency and the equivalent AUD amount as at the date of the report will be displayed at the Closing Balance.

## Cash & Accrual Account Statement

From 1 Jul 2019 to 30 Jun 2020

Your Account: Randell Super Fund A/C  
 Account Number: W113574  
 Your Adviser: Charles Thomasson  
 Branch: Gold Coast  
 Telephone: 07 5509 5502  
 Email: charles.thomasson@wilsonsadvisory.com.au

Trade Date	Settlement Date	Description	Debit	Credit	Balance*
26-02-20	27-03-20	Corporate Action - TLS.ASX Dividend	-	240.00	2,393.16
27-02-20	06-03-20	Corporate Action - WHC.ASX Dividend	-	60.00	2,453.16
27-02-20	17-03-20	Corporate Action - LLC.ASX Dividend	-	255.00	2,708.16
28-02-20	28-02-20	Cash Withdrawal - SGP Dividend Received	-	-	2,370.66
28-02-20	09-03-20	Corporate Action - MXT.ASX Dividend	337.50	-	2,455.66
03-03-20	24-03-20	Corporate Action - AMC.ASX Dividend	-	85.00	2,689.41
05-03-20	16-03-20	Corporate Action - CBAPD.ASX Dividend	-	213.75	2,830.64
05-03-20	24-03-20	Corporate Action - BHP.ASX Dividend	-	161.23	3,774.97
05-03-20	27-03-20	Corporate Action - MND.ASX Dividend	-	944.33	3,906.97
05-03-20	27-03-20	Corporate Action - APL.ASX Dividend	-	132.00	4,346.97
05-03-20	16-04-20	Corporate Action - RIO.ASX Dividend	-	440.00	5,396.19
06-03-20	06-03-20	Cash Withdrawal - WHC Dividend Received	-	1,049.22	5,336.19
09-03-20	09-03-20	Cash Withdrawal - MXT Dividend Received	60.00	-	5,251.19
11-03-20	09-04-20	Corporate Action - CSL.ASX Dividend	85.00	-	5,280.62
16-03-20	16-03-20	Cash Withdrawal - CBA Dividend Received	-	29.43	5,119.39
17-03-20	17-03-20	Cash Withdrawal - LLC Distribution Received	161.23	-	4,864.39
20-03-20	20-03-20	Cash Withdrawal - WPL Dividend Received	255.00	-	4,448.73
24-03-20	24-03-20	Cash Withdrawal - AMC Dividend Received	415.66	-	4,234.98
24-03-20	24-03-20	Cash Withdrawal - BHP Dividend Received	213.75	-	3,290.65
24-03-20	15-04-20	Corporate Action - VEA.ASX Dividend	944.33	-	3,498.65
25-03-20	20-04-20	Corporate Action - SVW.ASX Dividend	-	208.00	3,656.15
27-03-20	27-03-20	Cash Withdrawal - APL Dividend Received	-	157.50	3,216.15
27-03-20	27-03-20	Cash Withdrawal - MND Dividend Received	440.00	-	3,084.15
27-03-20	27-03-20	Cash Withdrawal - TLS Dividend Received	132.00	-	2,444.15
31-03-20	31-03-20	Cash Withdrawal - CBA Dividend Received	640.00	-	1,444.15
31-03-20	08-04-20	Corporate Action - MXT.ASX Dividend	1,000.00	-	1,530.15
01-04-20	15-04-20	Corporate Action - IVV.AXW Dividend	-	86.00	1,749.93
09-04-20	09-04-20	Cash Withdrawal - MXT Dividend Received	-	219.78	1,663.93
09-04-20	09-04-20	Cash Withdrawal - CSL Dividend Received	86.00	-	1,634.50
15-04-20	15-04-20	Cash Withdrawal - IVV Distribution Received	29.43	-	1,414.72
15-04-20	15-04-20	Cash Withdrawal - VEA Dividend Received	219.78	-	1,206.72
16-04-20	16-04-20	Cash Withdrawal - RIO Dividend Received	208.00	-	157.50
20-04-20	20-04-20	Cash Withdrawal - SVW Dividend Received	1,049.22	-	-
30-04-20	08-05-20	Corporate Action - MXT.ASX Dividend	157.50	-	89.00
08-05-20	08-05-20	Cash Withdrawal - MCP Dividend Received	-	89.00	-
18-05-20	03-07-20	Corporate Action - MQG.ASX Dividend	-	-	378.00
27-05-20	17-06-20	Corporate Action - AMC.ASX Dividend	-	221.25	599.25
29-05-20	09-06-20	Corporate Action - MXT.ASX Dividend	-	79.00	678.25
04-06-20	15-06-20	Corporate Action - CBAPD.ASX Dividend	-	149.68	827.93
09-06-20	09-06-20	Cash Withdrawal - MCP Dividend Received	79.00	-	748.93

14

SIS

\* All amounts shown are in Native Currency. If the Native Currency is not Australian Dollars (AUD), then the Currency and the equivalent AUD amount as at the date of the report will be displayed at the Closing Balance.



## Cash & Accrual Account Statement

From 1 Jul 2019 to 30 Jun 2020

Your Account: Randell Super Fund A/C  
 Account Number: W113574  
 Your Adviser: Charles Thomasson  
 Branch: Gold Coast  
 Telephone: 07 5509 5502  
 Email: charles.thomasson@wilsonsonadvisory.com.au

Trade Date	Settlement Date	Description	Debit	Credit	Balance*
15-06-20	15-06-20	Cash Withdrawal - CBA Dividend Received	149.68	-	599.25
17-06-20	17-06-20	Cash Withdrawal - AMC Dividend Received	221.25	-	378.00
29-06-20	14-08-20	Corporate Action - TCL.ASX Dividend <i>618/4</i>	-	160.00 <i>A</i>	538.00
29-06-20	28-08-20	Corporate Action - GMG.ASX Distribution <i>615/9</i>	-	88.00 <i>A</i>	626.00
29-06-20	28-08-20	Corporate Action - GMG.ASX Dividend	-	32.00	658.00
29-06-20	31-08-20	Corporate Action - SGP.ASX Dividend <i>618/5</i>	-	265.00 <i>A</i>	923.00
30-06-20	08-07-20	Corporate Action - MXT.ASX Dividend <i>617</i>	-	87.00 <i>A</i>	1,010.00
30-06-20	13-07-20	Corporate Action - IHVV.AXW Dividend <i>618/9</i>	-	580.01 <i>A</i>	1,590.01
30-06-20	13-07-20	Corporate Action - IOO.AXW Dividend <i>618/10</i>	-	138.29 <i>A</i>	1,728.30
30-06-20	13-07-20	Corporate Action - IVV.AXW Dividend <i>618/1</i>	-	167.56 <i>A</i>	1,895.86
30-06-20	30-06-20	Closing Balance	19,734.36	19,184.39	1,895.86
<b>Cash Ledger</b>					
30-06-19	30-06-19	Opening Balance	-	-	-
16-07-19	16-07-19	Management Fees - Jun 19	690.81	-	-690.81
16-07-19	16-07-19	GST on Management Fees - Jun 19	69.08	-	-759.89
16-07-19	16-07-19	Cash Deposit - Transfer to Cash Ledger from CMA	-	69.08	-690.81
16-07-19	16-07-19	Cash Deposit - Transfer to Cash Ledger from CMA	-	690.81	-
22-07-19	24-07-19	Cash Withdrawal - Purchase: 500@3373.98 Woodside Petroleum Ltd (WPL)	16,894.65	-	-16,894.65
24-07-19	24-07-19	Cash Deposit - Transfer to Cash Ledger from CMA	-	16,894.65	-
05-08-19	07-08-19	Cash Deposit - Sale: 500@1243 QBE Insurance Group Limited (QBE)	-	6,190.25	6,190.25
07-08-19	08-08-19	Cash Withdrawal - Deposit CMA from Cash Ledger	6,190.25	-	-
07-08-19	09-08-19	Cash Withdrawal - Purchase: 100@8925 Rio Tinto Limited (RIO)	8,949.75	-	-8,949.75
09-08-19	09-08-19	Cash Deposit - Transfer to Cash Ledger from CMA	-	8,949.75	-
16-08-19	16-08-19	Management Fees - Jul 19	707.05	-	-707.05
16-08-19	16-08-19	GST on Management Fees - Jul 19	70.71	-	-777.76
16-08-19	16-08-19	Cash Deposit - Transfer to Cash Ledger from CMA	-	70.71	-707.05
16-08-19	16-08-19	Cash Deposit - Transfer to Cash Ledger from CMA	-	707.05	-
16-09-19	16-09-19	Management Fees - Aug 19	687.13	-	-687.13
16-09-19	16-09-19	GST on Management Fees - Aug 19	68.71	-	-755.84
16-09-19	16-09-19	Cash Deposit - Transfer to Cash Ledger from CMA	-	68.71	-687.13
16-09-19	16-09-19	Cash Deposit - Transfer to Cash Ledger from CMA	-	687.13	-
23-09-19	25-09-19	Cash Deposit - Sale: 694@3770 Woolworths Group Limited (WOW)	-	26,139.05	26,139.05
23-09-19	25-09-19	Cash Withdrawal - Purchase: 55@37603 iShares S&P 500 AUD Hedged ETF (IHVV)	20,706.40	-	5,432.65
25-09-19	25-09-19	Cash Withdrawal - Deposit CMA from Cash Ledger	26,139.05	-	-20,706.40
25-09-19	25-09-19	Cash Deposit - Transfer to Cash Ledger from CMA	-	20,706.40	-
11-10-19	15-10-19	Cash Deposit - Sale: 2500@797 Downer EDI Limited (DOW)	-	19,892.55	19,892.55
15-10-19	15-10-19	Management Fees - Sep 19	702.45	-	19,190.10
15-10-19	15-10-19	GST on Management Fees - Sep 19	70.24	-	19,119.86

5.16

15

\* All amounts shown are in Native Currency. If the Native Currency is not Australian Dollars (AUD), then the Currency and the equivalent AUD amount as at the date of the report will be displayed at the Closing Balance.

## Cash & Accrual Account Statement

From 1 Jul 2019 to 30 Jun 2020

Your Account: Randell Super Fund A/C  
 Account Number: W113574  
 Your Adviser: Charles Thomasson  
 Branch: Gold Coast  
 Telephone: 07 5509 5502  
 Email: charles.thomasson@wilsonsadvisory.com.au

Trade Date	Settlement Date	Description	Debit	Credit	Balance*
15-10-19	15-10-19	Cash Withdrawal - Deposit CMA from Cash Ledger	19,892.55	-	-772.69
15-10-19	15-10-19	Cash Deposit - Transfer to Cash Ledger from CMA	-	70.24	-702.45
15-10-19	15-10-19	Cash Deposit - Transfer to Cash Ledger from CMA	-	702.45	-
25-10-19	25-10-19	484-799 044551770: Randell Super Fund	-	-	-82,000.00
25-10-19	25-10-19	Cash Deposit - Transfer to Cash Ledger from CMA	82,000.00	-	-
18-11-19	18-11-19	Management Fees - Oct 19	-	82,000.00	-
18-11-19	18-11-19	GST on Management Fees - Oct 19	597.84	-	-597.84
18-11-19	18-11-19	Cash Deposit - Transfer to Cash Ledger from CMA	59.78	-	-657.62
18-11-19	18-11-19	Cash Deposit - Transfer to Cash Ledger from CMA	-	-	-597.84
17-12-19	17-12-19	Management Fees - Nov 19	-	59.78	-
17-12-19	17-12-19	GST on Management Fees - Nov 19	620.28	-	-620.28
17-12-19	17-12-19	Cash Deposit - Transfer to Cash Ledger from CMA	62.03	-	-682.31
17-12-19	17-12-19	Cash Deposit - Transfer to Cash Ledger from CMA	-	-	-620.28
19-12-19	23-12-19	Cash Deposit - Sale: 1500@1315 QBE Insurance Group Limited (QBE)	-	62.03	-
19-12-19	23-12-19	Cash Withdrawal - Purchase: 4000@260 Whitehaven Coal Limited (WHC)	-	620.28	-
19-12-19	23-12-19	Cash Withdrawal - Purchase: 25@39978 IShares S&P 500 AUD Hedged ETF (IHVV)	-	620.28	-
23-12-19	23-12-19	Cash Withdrawal - Deposit CMA from Cash Ledger	10,432.45	-	19,692.55
23-12-19	23-12-19	Cash Deposit - Transfer to Cash Ledger from CMA	10,026.95	-	9,260.10
23-12-19	23-12-19	Cash Deposit - Transfer to Cash Ledger from CMA	19,692.55	-	-766.85
23-12-19	23-12-19	Cash Deposit - Transfer to Cash Ledger from CMA	-	-	-20,459.40
23-12-19	23-12-19	Cash Deposit - Transfer to Cash Ledger from CMA	-	10,026.95	-10,432.45
15-01-20	15-01-20	GST on Management Fees - Dec 19	-	7,193.83	-3,238.62
15-01-20	15-01-20	Management Fees - Dec 19	61.52	-	-
15-01-20	15-01-20	Cash Deposit - Transfer to Cash Ledger from CMA	615.17	-	-61.52
15-01-20	15-01-20	Cash Deposit - Transfer to Cash Ledger from CMA	-	-	-676.69
24-01-20	29-01-20	Cash Deposit - Sale: 350@3150.29 James Hardie Industries PLC (JHX)	-	61.52	-615.17
29-01-20	29-01-20	Cash Withdrawal - Deposit CMA from Cash Ledger	-	615.17	-
14-02-20	14-02-20	Management Fees - Jan 20	-	10,993.58	10,993.58
14-02-20	14-02-20	GST on Management Fees - Jan 20	10,993.58	-	-
14-02-20	14-02-20	Cash Deposit - Transfer to Cash Ledger from CMA	633.35	-	-633.35
14-02-20	14-02-20	Cash Deposit - Transfer to Cash Ledger from CMA	63.34	-	-696.69
09-03-20	11-03-20	Cash Withdrawal - Purchase: 50@12209 Macquarie Group Limited (MQG)	-	63.34	-633.35
09-03-20	11-03-20	Cash Withdrawal - Purchase: 175@3817 Wesfarmers Limited (WES)	-	-	-
09-03-20	11-03-20	Cash Withdrawal - Purchase: 20@30058 CSL Limited (CSL)	-	63.35	-
09-03-20	11-03-20	Cash Withdrawal - Purchase: 750@870.6 Fortescue Metals Group Ltd (FMG)	6,136.95	-	-6,136.95
09-03-20	11-03-20	Cash Withdrawal - Purchase: 1000@491 Downer EDI Limited (DOW)	6,712.20	-	-12,849.15
11-03-20	11-03-20	Cash Deposit - Transfer to Cash Ledger from CMA	6,044.05	-	-18,893.20
11-03-20	11-03-20	Cash Deposit - Transfer to Cash Ledger from CMA	6,561.95	-	-25,455.15
12-03-20	12-03-20	Cash Withdrawal - Cash Ledger Interest Charge	4,942.45	-	-30,397.60
12-03-20	12-03-20	Cash Deposit - Transfer to Cash Ledger from CMA	-	4,449.74	-25,947.86
12-03-20	12-03-20	Cash Deposit - Transfer to Cash Ledger from CMA	-	6,136.95	-19,810.91
12-03-20	12-03-20	Cash Withdrawal - Cash Ledger Interest Charge	-	6,712.20	-13,098.71
12-03-20	12-03-20	Cash Deposit - Transfer to Cash Ledger from CMA	3.59	-	-13,102.30
			-	1,594.31	-11,507.99

\* All amounts shown are in Native Currency. If the Native Currency is not Australian Dollars (AUD), then the Currency and the equivalent AUD amount as at the date of the report will be displayed at the Closing Balance.





## Cash & Accrual Account Statement

From 1 Jul 2019 to 30 Jun 2020

Your Account: Randell Super Fund A/C  
 Account Number: W113574  
 Your Adviser: Charles Thomasson  
 Branch: Gold Coast  
 Telephone: 07 5509 5502  
 Email: charles.thomasson@wilsonsadvisory.com.au

Trade Date	Settlement Date	Description	Debit	Credit	Balance*
12-03-20	12-03-20	Cash Deposit - Transfer to Cash Ledger from CMA	-	6,561.95	-4,946.04
12-03-20	12-03-20	Cash Deposit - Transfer to Cash Ledger from CMA	-	4,942.45	-3.59
12-03-20	12-03-20	Cash Deposit - Transfer to Cash Ledger from CMA	-	3.59	-
13-03-20	17-03-20	Cash Withdrawal - Purchase: 35@30400 iShares S&P 500 AUD Hedged ETF (IHVV)	-	-	-10,672.45
17-03-20	17-03-20	Management Fees - Feb 20	10,672.45	-	-11,233.09
17-03-20	17-03-20	GST on Management Fees - Feb 20	560.64	-	-11,289.15
17-03-20	17-03-20	Cash Deposit - Transfer to Cash Ledger from CMA	56.06	-	-616.70
17-03-20	17-03-20	Cash Deposit - Transfer to Cash Ledger from CMA	-	10,672.45	-560.64
17-03-20	17-03-20	Cash Deposit - Transfer to Cash Ledger from CMA	-	56.06	-
17-03-20	17-03-20	Cash Deposit - Transfer to Cash Ledger from CMA	-	560.64	-
02-04-20	06-04-20	Cash Withdrawal - Purchase: 60@8707.85 Macquarie Group Limited (MQG)	-	-	-5,257.16
06-04-20	06-04-20	Cash Withdrawal - Purchase: 80@1244 Goodman Group (GNG)	5,257.16	-	-15,241.61
06-04-20	06-04-20	Cash Deposit - Transfer to Cash Ledger from CMA	9,984.45	-	-9,984.45
06-04-20	06-04-20	Cash Deposit - Transfer to Cash Ledger from CMA	-	5,257.16	-
16-04-20	16-04-20	Management Fees - Mar 20	-	9,984.45	-
16-04-20	16-04-20	GST on Management Fees - Mar 20	504.95	-	-504.95
16-04-20	16-04-20	Cash Deposit - Transfer to Cash Ledger from CMA	50.50	-	-555.45
16-04-20	16-04-20	Cash Deposit - Transfer to Cash Ledger from CMA	-	50.50	-504.95
08-05-20	12-05-20	Cash Withdrawal - Purchase: 100@10392.92 Macquarie Group Limited (MQG)	-	-	-
12-05-20	12-05-20	Cash Deposit - Transfer to Cash Ledger from CMA	-	504.95	-10,425.37
15-05-20	15-05-20	Management Fees - Apr 20	10,425.37	-	-
15-05-20	15-05-20	GST on Management Fees - Apr 20	568.25	-	-568.25
15-05-20	15-05-20	Cash Deposit - Transfer to Cash Ledger from CMA	56.83	-	-625.08
15-05-20	15-05-20	Cash Deposit - Transfer to Cash Ledger from CMA	-	56.83	-568.25
26-05-20	26-05-20	LLC SPP Application	-	568.25	-
26-05-20	26-05-20	Cash Deposit - Transfer to Cash Ledger from CMA	30,000.00	-	-30,000.00
05-06-20	10-06-20	Cash Deposit - Sale: 35@37969 iShares S&P 500 AUD Hedged ETF (IHVV)	-	30,000.00	-
05-06-20	10-06-20	Cash Withdrawal - Purchase: 200@7590 iShares Global 100 Etf (IOO)	-	13,256.70	13,256.70
10-06-20	10-06-20	Cash Withdrawal - Deposit CMA from Cash Ledger	15,212.45	-	-1,955.75
10-06-20	10-06-20	Cash Deposit - Transfer to Cash Ledger from CMA	13,256.70	-	-15,212.45
16-06-20	16-06-20	Management Fees - May 20	-	15,212.45	-
16-06-20	16-06-20	GST on Management Fees - May 20	647.19	-	-647.19
16-06-20	16-06-20	Cash Deposit - Transfer to Cash Ledger from CMA	64.72	-	-711.91
16-06-20	16-06-20	Cash Deposit - Transfer to Cash Ledger from CMA	-	64.72	-647.19
17-06-20	19-06-20	Cash Withdrawal - Purchase: 5250@190 NRW Holdings Limited (NWH)	-	647.19	-
19-06-20	19-06-20	Cash Deposit - Transfer to Cash Ledger from CMA	10,007.45	-	-10,007.45
30-06-20	30-06-20	Closing Balance	-	10,007.45	-
			375,424.03	375,424.03	0.00
					0.00

17

5.18

\* All amounts shown are in Native Currency. If the Native Currency is not Australian Dollars (AUD), then the Currency and the equivalent AUD amount as at the date of the report will be displayed at the Closing Balance.

## Realised Capital Gains/Losses

From 1 Jul 2019 to 30 Jun 2020

Your Account: Randell Super Fund A/C  
 Account Number: W113574  
 Your Adviser: Charles Thomasson  
 Branch: Gold Coast  
 Telephone: 07 5509 5502  
 Email: charles.thomasson@wilsonsadvisory.com.au

Purchase Date	Sale Date	Quantity Sold	Capital Proceeds	Original Cost	Non-Assessable Gain/Loss	Cost Base Indexed	Cost Base Reduced	Capital Losses	Index Net Gain	Assessable Capital Gains			Index/Discount Method Not Avail
										Gross Gain	Discount	Net Gain	
<b>Downer Edl Ltd</b>													
30-05-18	11-10-19	2,500	19,892.55	17,298.94	-	-	17,298.94	-	-	2,593.61	-	1,729.07	-
		<b>2,500</b>	<b>19,892.55</b>	<b>17,298.94</b>	-	-	<b>17,298.94</b>	-	-	<b>2,593.61</b>	-	<b>1,729.07</b>	-
<b>iShs S&amp;P500AUDHedged - Exchange Traded Fund Units Fully Paid</b>													
23-09-19	05-06-20	10	3,787.63	3,764.80	-	-	3,764.80	-	-	-	-	-	22.83
19-12-19	05-06-20	25	9,469.07	10,026.95	-	-	10,026.95	557.88	-	-	-	-	-
		<b>35</b>	<b>13,256.70</b>	<b>13,791.75</b>	-	-	<b>13,791.75</b>	<b>557.88</b>	-	-	-	-	<b>22.83</b>
<b>James Hardie Industries Plc CDI 1:1</b>													
06-09-18	24-01-20	350	10,993.58	7,314.83	-	-	7,314.83	-	-	3,678.76	-	2,452.50	-
		<b>350</b>	<b>10,993.58</b>	<b>7,314.83</b>	-	-	<b>7,314.83</b>	-	-	<b>3,678.76</b>	-	<b>2,452.50</b>	-
<b>QBE Insurance Group Ltd</b>													
12-12-13	05-08-19	500	6,190.25	5,402.24	-	-	5,402.24	-	-	788.01	-	525.34	-
12-12-13	19-12-19	1,500	19,692.55	16,206.71	-	-	16,206.71	-	-	3,485.84	-	2,323.89	-
		<b>2,000</b>	<b>25,882.80</b>	<b>21,608.95</b>	-	-	<b>21,608.95</b>	-	-	<b>4,273.85</b>	-	<b>2,849.23</b>	-
<b>Woolworths Ltd</b>													
06-02-14	23-09-19	694	26,139.05	24,191.45	-	-	24,191.45	-	-	1,947.60	-	1,298.40	-
		<b>694</b>	<b>26,139.05</b>	<b>24,191.45</b>	-	-	<b>24,191.45</b>	-	-	<b>1,947.60</b>	-	<b>1,298.40</b>	-
			<b>96,164.68</b>	<b>84,205.92</b>	-	-	<b>84,205.92</b>	<b>557.88</b>	-	<b>12,493.81</b>	-	<b>8,329.20</b>	<b>22.83</b>

### IMPORTANT NOTICE

The grand total of capital gains amounts displayed on this report are unlikely to reflect the lowest net capital gains result. Please discuss with your financial advisor to assess the calculation of your net capital gains position.

18

S-19



## Realised Foreign Exchange Gains/Losses

From 1 Jul 2019 to 30 Jun 2020

Your Account: Randell Super Fund A/C  
Account Number: W113574  
Your Adviser: Charles Thomasson  
Branch: Gold Coast  
Telephone: 07 5509 5502  
Email: charles.thomasson@wilsonsadvisory.com.au

Buy Tax Date	Sale Tax Date	Native Currency Value	Buy FX Rate	Sale FX Rate	Costbase (AUD)	Proceeds (AUD)	Net FX Gain/Loss (AUD)
--------------	---------------	-----------------------	-------------	--------------	----------------	----------------	------------------------

### IMPORTANT NOTICE

The grand total of gains amounts displayed on this report are unlikely to reflect the lowest net gain result. Please discuss with your financial advisor to assess the calculation of your net gains position.

520

(19)



## Income & Expenses Summary

From 1 Jul 2019 to 30 Jun 2020

**Your Account:** Randell Super Fund A/C  
**Account Number:** W113574  
**Your Adviser:** Charles Thomasson  
**Branch:** Gold Coast  
**Telephone:** 07 5509 5502  
**Email:** charles.thomasson@wilsonsadvisory.com.au

Date	Security Code	Security Description	FX* Rate	Amount	Imputation Credits	Withholding Taxes
<b>Income</b>						
<b>Cash-Domestic</b>						
02-07-19	CMT	Rebate of Adviser Commission		15.50	-	-
31-07-19	CMT	CMA Credit Interest		57.45	-	-
02-08-19	CMT	Rebate of Adviser Commission		15.36	-	-
30-08-19	CMT	CMA Credit Interest		44.46	-	-
03-09-19	CMT	Rebate of Adviser Commission		12.34	-	-
30-09-19	CMT	CMA Credit Interest		43.73	-	-
02-10-19	CMT	Rebate of Adviser Commission		12.14	-	-
31-10-19	CMT	CMA Credit Interest		34.77	-	-
04-11-19	CMT	Rebate of Adviser Commission		12.84	-	-
29-11-19	CMT	CMA Credit Interest		3.19	-	-
03-12-19	CMT	Rebate of Adviser Commission		1.23	-	-
31-12-19	CMT	CMA Credit Interest		3.92	-	-
03-01-20	CMT	Rebate of Adviser Commission		1.29	-	-
31-01-20	CMT	CMA Credit Interest		4.66	-	-
04-02-20	CMT	Rebate of Adviser Commission		1.56	-	-
28-02-20	CMT	CMA Credit Interest		10.03	-	-
03-03-20	CMT	Rebate of Adviser Commission		3.37	-	-
12-03-20	CASH	Cash Ledger Interest Charge		-3.59	-	-
31-03-20	CMT	CMA Credit Interest		12.59	-	-
02-04-20	CMT	Rebate of Adviser Commission		7.95	-	-
30-04-20	CMT	CMA Credit Interest		13.40	-	-
04-05-20	CMT	Rebate of Adviser Commission		13.46	-	-
29-05-20	CMT	CMA Credit Interest		10.70	-	-
02-06-20	CMT	Rebate of Adviser Commission		10.78	-	-
30-06-20	CMT	CMA Credit Interest		7.14	-	-
				<b>350.27</b>		
				<b>350.27</b>		
<b>Fixed Interest-Domestic</b>						
16-09-19	CBAPD	Commonwealth Bank of Australia - Perp Exch Resale Sec - Perfs VII		180.88	77.52	-
16-12-19	CBAPD	Commonwealth Bank of Australia - Perp Exch Resale Sec - Perfs VII		167.33	71.71	-
16-03-20	CBAPD	Commonwealth Bank of Australia - Perp Exch Resale Sec - Perfs VII		161.23	69.10	-

\* The FX Rate at the dividend received date.

20

521

## Income & Expenses Summary

From 1 Jul 2019 to 30 Jun 2020

Your Account: Randell Super Fund A/C  
 Account Number: W113574  
 Your Adviser: Charles Thomasson  
 Branch: Gold Coast  
 Telephone: 07 5509 5502  
 Email: charles.thomasson@wilsonsadvisory.com.au

Date	Security Code	Security Description	FX* Rate	Amount	Imputation Credits	Withholding Taxes
15-06-20	CBAPD	Commonwealth Bank of Australia - Perp Exch Resale Sec - Perfs VII		149.68	64.15	-
				<b>659.12</b>	<b>282.48</b>	-
				<b>659.12</b>	<b>282.48</b>	-
				221.56	-	-
				208.75	-	-
				213.75	-	-
				221.25	-	-
				<b>865.31</b>	-	-
				1,213.60	520.11	-
				1,213.60	364.08	-
				<b>2,427.20</b>	<b>884.19</b>	-
				1,080.17	462.93	-
				944.33	404.71	-
				<b>2,024.50</b>	<b>867.64</b>	-
				1,155.00	495.00	-
				1,000.00	428.57	-
				<b>2,155.00</b>	<b>923.57</b>	-
				29.43	-	-
				<b>29.43</b>	-	-
				350.00	75.00	-
				<b>350.00</b>	<b>75.00</b>	-
				88.00	-	-
				<b>88.00</b>	-	-
				316.89	-	63.38
				124.81	-	24.96
				<b>441.70</b>	-	<b>88.34</b>
				80.79	-	-
				255.00	-	-
				46.96	-	-
				<b>382.75</b>	-	-
				138.00	59.14	-
				132.00	56.57	-

o/s 618/6.

5.22

21

\* The FX Rate at the dividend received date.

# WILSONS

## Income & Expenses Summary

From 1 Jul 2019 to 30 Jun 2020

Your Account: Randell Super Fund A/C  
 Account Number: W113574  
 Your Adviser: Charles Thomasson  
 Branch: Gold Coast  
 Telephone: 07 5509 5502  
 Email: charles.thomasson@wilsonsadvisory.com.au

Date	Security Code	Security Description	FX* Rate	Amount	Imputation Credits	Withholding Taxes
04-10-19	QBE	QBE Insurance Group Ltd		270.00	115.71 ✓	
				375.00	96.43 ✓	
19-09-19	RIO	Rio Tinto Ltd		375.00	96.43	
19-09-19	RIO	Rio Tinto Ltd		657.24	281.67	
16-04-20	RIO	Rio Tinto Ltd		265.50	113.79	
				1,049.22	449.67 ✓	
11-10-19	SWW	Seven Group Holdings Ltd		1,971.96	845.13	
20-04-20	SWW	Seven Group Holdings Ltd		157.50	67.50 ✓	
				157.50	67.50 ✓	
30-12-19	SGP	Stockland Stapled		315.00	135.00	
29-06-20	SGP	Stockland Stapled		337.50	-	
				265.00	-	
				602.50	-	
26-09-19	TLS	Telstra Corporation Ltd		400.00	171.43	
26-09-19	TLS	Telstra Corporation Ltd		240.00	102.86	
27-03-20	TLS	Telstra Corporation Ltd		400.00	171.43	
27-03-20	TLS	Telstra Corporation Ltd		240.00	102.86	
				1,280.00	548.58	
27-06-19	TCL	Transurban Group Stapled		20.00	8.57	
30-12-19	TCL	Transurban Group Stapled		20.00	8.57	
30-12-19	TCL	Transurban Group Stapled		290.00	-	
29-06-20	TCL	Transurban Group Stapled		160.00	-	
				490.00	17.14	
14-10-19	VEA	Viva Energy Group Ltd		168.00	72.00 ✓	
15-04-20	VEA	Viva Energy Group Ltd		208.00	89.14 ✓	
20-12-19	WBC	Westpac Banking Corp		376.00	161.14	
				440.00	188.57 ✓	
06-03-20	WHC	Whitehaven Coal Ltd		440.00	188.57	
				60.00	-	
20-09-19	WPL	Woodside Petroleum Ltd		60.00	-	
20-03-20	WPL	Woodside Petroleum Ltd		266.19	114.08 ✓	
				415.66	178.14 ✓	
				681.85	292.22	

395.46 ✓

274.29  
274.29

Man funds

S-23

22

\* The FX Rate at the dividend received date.



# Income & Expenses Summary

From 1 Jul 2019 to 30 Jun 2020

Your Account: Randell Super Fund A/C  
 Account Number: W113574  
 Your Adviser: Charles Thomasson  
 Branch: Gold Coast  
 Telephone: 07 5509 5502  
 Email: charles.thomasson@wilsonsadvisory.com.au

Date	Security Code	Security Description	FX* Rate	Amount	Imputation Credits	Withholding Taxes
30-09-19	WOW	Woolworths Ltd		395.58	169.53 ✓	-
				<b>395.58</b>	<b>169.53</b>	-
				<b>16,021.78</b>	<b>5,319.85</b>	<b>88.34</b>
<b>Equity-International-Direct</b>						
<b>Exchange Currency: AUD</b>						
30-06-20	IHVV.AXW	iShs S&P500AUDHedged - Exchange Traded Fund Units Fully Paid		580.01	-	-
				<b>580.01</b>	-	-
				<b>580.01</b>	-	-
<b>Equity-International-Managed Funds</b>						
<b>Exchange Currency: AUD</b>						
14-10-19	IVV.AXW	iShares Core S&P 500 ETF		181.67	-	-
08-01-20	IVV.AXW	iShares Core S&P 500 ETF		250.38	-	-
15-04-20	IVV.AXW	iShares Core S&P 500 ETF		219.78	-	-
13-07-20	IVV.AXW	iShares Core S&P 500 ETF		167.56	-	-
				<b>819.39</b>	-	-
13-07-20	IOO.AXW	iShares Global 100 ETF		138.29	-	-
				<b>138.29</b>	-	-
				<b>957.68</b>	-	-
<b>Alternative</b>						
14-10-19	APL	Antipodes Global Investment Company Ltd		550.00	117.86 ✓	-
27-03-20	APL	Antipodes Global Investment Company Ltd		440.00	94.29 ✓	-
				<b>990.00</b>	<b>212.15</b>	-
31-07-19	MXT	MCP Master Income Trust		77.00	-	-
30-08-19	MXT	MCP Master Income Trust		78.00	-	-
30-09-19	MXT	MCP Master Income Trust		79.00	-	-
31-10-19	MXT	MCP Master Income Trust		88.00	-	-
29-11-19	MXT	MCP Master Income Trust		82.00	-	-
31-12-19	MXT	MCP Master Income Trust		79.00	-	-
31-01-20	MXT	MCP Master Income Trust		105.00	-	-
28-02-20	MXT	MCP Master Income Trust		85.00	-	-
31-03-20	MXT	MCP Master Income Trust		86.00	-	-
30-04-20	MXT	MCP Master Income Trust		89.00	-	-
29-05-20	MXT	MCP Master Income Trust		79.00	-	-

\* The FX Rate at the dividend received date.

(23)

5.24

# WILSONS

## Income & Expenses Summary

From 1 Jul 2019 to 30 Jun 2020

Your Account: Randell Super Fund A/C  
 Account Number: W113574  
 Your Adviser: Charles Thomasson  
 Branch: Gold Coast  
 Telephone: 07 5509 5502  
 Email: charles.thomasson@wilsonsadvisory.com.au

Date	Security Code	Security Description	FX* Rate	Amount	Imputation Credits	Withholding Taxes
30-06-20	MXT	MCP Master Income Trust	87.00			
				<b>1,014.00</b>		
				<b>2,004.00</b>	<b>212.15</b>	
				<b>20,572.86</b>	<b>5,814.48</b>	<b>88.34</b>
<b>Income Total</b>						
<b>Expense</b>						
<b>Management Fee</b>						
16-07-19	CASH	Management Fees - Jun 19		690.81		
16-08-19	CASH	Management Fees - Jul 19		707.05		
16-09-19	CASH	Management Fees - Aug 19		687.13		
15-10-19	CASH	Management Fees - Sep 19		702.45		
18-11-19	CASH	Management Fees - Oct 19		597.84		
17-12-19	CASH	Management Fees - Nov 19		620.28		
15-01-20	CASH	Management Fees - Dec 19		615.17		
14-02-20	CASH	Management Fees - Jan 20		633.35		
17-03-20	CASH	Management Fees - Feb 20		560.64		
16-04-20	CASH	Management Fees - Mar 20		504.95		
15-05-20	CASH	Management Fees - Apr 20		568.25		
16-06-20	CASH	Management Fees - May 20		647.19		
				<b>7,535.11</b>		
<b>GST</b>						
16-07-19	CASH	GST on Management Fees - Jun 19		69.08		
16-08-19	CASH	GST on Management Fees - Jul 19		70.71		
16-09-19	CASH	GST on Management Fees - Aug 19		68.71		
15-10-19	CASH	GST on Management Fees - Sep 19		70.24		
18-11-19	CASH	GST on Management Fees - Oct 19		59.78		
17-12-19	CASH	GST on Management Fees - Nov 19		62.03		
15-01-20	CASH	GST on Management Fees - Dec 19		61.52		
14-02-20	CASH	GST on Management Fees - Jan 20		63.34		
17-03-20	CASH	GST on Management Fees - Feb 20		56.06		
16-04-20	CASH	GST on Management Fees - Mar 20		50.50		
15-05-20	CASH	GST on Management Fees - Apr 20		56.83		
16-06-20	CASH	GST on Management Fees - May 20		64.72		
				<b>753.52</b>		

\* The FX Rate at the dividend received date.

24

5.25





## Income & Expenses Summary

From 1 Jul 2019 to 30 Jun 2020

Your Account: Randell Super Fund A/C  
Account Number: W113574  
Your Adviser: Charles Thomasson  
Branch: Gold Coast  
Telephone: 07 5509 5502  
Email: charles.thomasson@wilsonsadvisory.com.au

Date	Security Code	Security Description	FX* Rate	Amount	Imputation Credits	Withholding Taxes
				<b>8,288.63</b>	-	-
				<b>12,284.23</b>	<b>5,814.48</b>	<b>88.34</b>

**Expense Total**

**Net Income**

### IMPORTANT NOTICE

Securities which have been held for less than 45 days may not be entitled to any imputation credits - please review those transactions.

25

5.26

\* The FX Rate at the dividend received date.



## Income Statement Non-Trust Holdings

From 1 Jul 2019 to 30 Jun 2020

Your Account: Randell Super Fund A/C  
 Account Number: W113574  
 Your Adviser: Charles Thomasson  
 Branch: Gold Coast  
 Telephone: 07 5509 5502  
 Email: charles.thomasson@wilsonsadvisory.com.au

Settle Date	Security Code	Security Description	FX* Rate	Franked Dividends	Unfranked Dividends	Interest	Foreign Income	Other Income	Cash Received	Imputation Credits	Withholding Taxes	Return of Capital	LIC** Capital Gain
<b>Cash-Domestic</b>													
02-07-19	CMT	Interest on Cash Management Account		-	-	-	-	-	15.50	-	-	-	-
02-08-19	CMT	Interest on Cash Management Account		-	-	-	-	-	15.36	-	-	-	-
03-09-19	CMT	Interest on Cash Management Account		-	-	-	-	-	12.34	-	-	-	-
02-10-19	CMT	Interest on Cash Management Account		-	-	-	-	-	12.14	-	-	-	-
04-11-19	CMT	Interest on Cash Management Account		-	-	-	-	-	12.84	-	-	-	-
03-12-19	CMT	Interest on Cash Management Account		-	-	-	-	-	1.23	-	-	-	-
03-01-20	CMT	Interest on Cash Management Account		-	-	-	-	-	1.29	-	-	-	-
04-02-20	CMT	Interest on Cash Management Account		-	-	-	-	-	1.56	-	-	-	-
03-03-20	CMT	Interest on Cash Management Account		-	-	-	-	-	3.37	-	-	-	-
02-04-20	CMT	Interest on Cash Management Account		-	-	-	-	-	7.95	-	-	-	-
04-05-20	CMT	Interest on Cash Management Account		-	-	-	-	-	13.46	-	-	-	-
02-06-20	CMT	Interest on Cash Management Account		-	-	-	-	-	10.78	-	-	-	-
31-07-19	CMT	Interest on Cash Management Account		-	-	57.45	-	-	57.45	-	-	-	-
30-08-19	CMT	Interest on Cash Management Account		-	-	44.46	-	-	44.46	-	-	-	-
30-09-19	CMT	Interest on Cash Management Account		-	-	43.73	-	-	43.73	-	-	-	-
31-10-19	CMT	Interest on Cash Management Account		-	-	34.77	-	-	34.77	-	-	-	-
29-11-19	CMT	Interest on Cash Management Account		-	-	3.19	-	-	3.19	-	-	-	-
31-12-19	CMT	Interest on Cash Management Account		-	-	3.92	-	-	3.92	-	-	-	-
31-01-20	CMT	Interest on Cash Management Account		-	-	4.66	-	-	4.66	-	-	-	-
28-02-20	CMT	Interest on Cash Management Account		-	-	10.03	-	-	10.03	-	-	-	-
12-03-20	CASH	Cash Ledger Interest Charge		-	-	-3.59	-	-	-3.59	-	-	-	-
31-03-20	CMT	Interest on Cash Management Account		-	-	12.59	-	-	12.59	-	-	-	-
30-04-20	CMT	Interest on Cash Management Account		-	-	13.40	-	-	13.40	-	-	-	-
29-05-20	CMT	Interest on Cash Management Account		-	-	10.70	-	-	10.70	-	-	-	-
30-06-20	CMT	Interest on Cash Management Account		-	-	7.14	-	-	7.14	-	-	-	-
<b>Fixed Interest-Domestic</b>													
16-09-19	CBAPD	Commonwealth Bank of Australia - Perp Exch Resale Sec - Perfs VII		180.88	-	-	-	-	180.88	77.52	-	-	-
16-12-19	CBAPD	Commonwealth Bank of Australia - Perp Exch Resale Sec - Perfs VII		167.33	-	-	-	-	167.33	71.71	-	-	-
16-03-20	CBAPD	Commonwealth Bank of Australia - Perp Exch Resale Sec - Perfs VII		161.23	-	-	-	-	161.23	69.10	-	-	-
15-06-20	CBAPD	Commonwealth Bank of Australia - Perp Exch Resale Sec - Perfs VII		149.68	-	-	-	-	149.68	64.15	-	-	-
<b>Equity-Domestic-Direct</b>													

\* The FX Rate at the dividend received date.

\*\* LIC Capital Gain: The amount shown is the "attributable amount". You may be entitled to a tax deduction of a percentage of the "attributable amount" as follows:

If you are an Individual, Trust or Partnership - 50%; Complying Superannuation Entity - 33 1/3%; Other Entity Type - 0%.

26

5.27

## Income Statement Non-Trust Holdings

From 1 Jul 2019 to 30 Jun 2020

Your Account: Randell Super Fund A/C  
 Account Number: W113574  
 Your Adviser: Charles Thomasson  
 Branch: Gold Coast  
 Telephone: 07 5509 5502  
 Email: charles.thomasson@wilsonsadvisory.com.au

Settle Date	Security Code	Security Description	FX* Rate	Franked Dividends	Unfranked Dividends	Interest	Foreign Income	Other Income	Cash Received	Imputation Credits	Withholding Taxes	Return of Capital	LIC** Capital Gain
01-07-19	ANZ	ANZ Banking Grp Ltd	1,213.60	1,213.60	-	-	-	-	1,213.60	520.11	-	-	-
02-08-19	JHX	James Hardie Industries Plc CDI 1:1	-	-	-	-	316.89	-	253.51	-	63.38	-	-
19-09-19	RIO	Rio Tinto Ltd	657.24	657.24	-	-	-	-	657.24	281.67	-	-	-
19-09-19	RIO	Rio Tinto Ltd	265.50	265.50	-	-	-	-	265.50	113.79	-	-	-
20-09-19	WPL	Woodside Petroleum Ltd	266.19	266.19	-	-	-	-	266.19	114.08	-	-	-
25-09-19	BHP	BHP Group Ltd	1,080.17	1,080.17	-	-	-	-	1,080.17	462.93	-	-	-
26-09-19	CBA	Commonwealth Bank	1,155.00	1,155.00	-	-	-	-	1,155.00	495.00	-	-	-
26-09-19	TLS	Telstra Corporation Ltd	400.00	400.00	-	-	-	-	400.00	171.43	-	-	-
26-09-19	TLS	Telstra Corporation Ltd	240.00	240.00	-	-	-	-	240.00	102.86	-	-	-
30-09-19	WOW	Woolworths Ltd	395.58	395.58	-	-	-	-	395.58	169.53	-	-	-
02-10-19	DOW	Downer Edt Ltd	175.00	175.00	-	-	-	-	350.00	75.00	-	-	-
04-10-19	MND	Monadelphous Group Ltd	138.00	138.00	-	-	-	-	138.00	59.14	-	-	-
04-10-19	QBE	QBE Insurance Group Ltd	225.00	225.00	-	-	-	-	375.00	96.43	-	-	-
08-10-19	AMC	Amcors Ltd	-	-	-	-	221.56	-	221.56	-	-	-	-
11-10-19	SVW	Seven Group Holdings Ltd	157.50	157.50	-	-	-	-	157.50	67.50	-	-	-
14-10-19	VEA	Viva Energy Group Ltd	168.00	168.00	-	-	-	-	168.00	72.00	-	-	-
17-12-19	AMC	Amcors Ltd	-	-	-	-	208.75	-	208.75	-	-	-	-
18-12-19	ANZ	ANZ Banking Grp Ltd	849.52	849.52	364.08	-	-	-	1,213.60	364.08	24.96	-	-
20-12-19	JHX	James Hardie Industries Plc CDI 1:1	-	-	-	-	124.81	-	99.85	-	-	-	-
20-12-19	WBC	Westpac Banking Corp	440.00	440.00	-	-	-	-	440.00	188.57	-	-	-
06-03-20	WHC	Whitehaven Coal Ltd	-	-	60.00	-	-	-	60.00	-	-	-	-
20-03-20	WPL	Woodside Petroleum Ltd	415.66	415.66	-	-	-	-	415.66	178.14	-	-	-
24-03-20	AMC	Amcors Ltd	-	-	-	-	213.75	-	213.75	-	-	-	-
24-03-20	BHP	BHP Group Ltd	944.33	944.33	-	-	213.75	-	944.33	404.71	-	-	-
27-03-20	MND	Monadelphous Group Ltd	132.00	132.00	-	-	-	-	132.00	56.57	-	-	-
27-03-20	TLS	Telstra Corporation Ltd	400.00	400.00	-	-	-	-	400.00	171.43	-	-	-
27-03-20	TLS	Telstra Corporation Ltd	240.00	240.00	-	-	-	-	240.00	102.86	-	-	-
31-03-20	CBA	Commonwealth Bank	1,000.00	1,000.00	-	-	-	-	1,000.00	428.57	-	-	-
09-04-20	CSL	CSL Ltd	-	-	29.43	-	-	-	29.43	-	-	-	-
15-04-20	VEA	Viva Energy Group Ltd	208.00	208.00	-	-	-	-	208.00	89.14	-	-	-
16-04-20	RIO	Rio Tinto Ltd	1,049.22	1,049.22	-	-	-	-	1,049.22	449.67	-	-	-
20-04-20	SVW	Seven Group Holdings Ltd	157.50	157.50	-	-	-	-	157.50	67.50	-	-	-
17-06-20	AMC	Amcors Ltd	-	-	-	-	221.25	-	221.25	-	-	-	-
<b>Alternative</b>													
14-10-19	APL	Antipodes Global Investment Company Ltd	275.00	275.00	275.00	-	-	-	550.00	117.86	-	-	-
27-03-20	APL	Antipodes Global Investment Company Ltd	220.00	220.00	220.00	-	-	-	440.00	94.29	-	-	-

\* The FX Rate at the dividend received date.

\*\* LIC Capital Gain: The amount shown is the "attributable amount". You may be entitled to a tax deduction of a percentage of the "attributable amount" as follows:  
 If you are an Individual, Trust or Partnership - 50%; Complying Superannuation Entity - 33 1/3%; Other Entity Type - 0%.

27

5.28



# Income Statement Non-Trust Holdings

From 1 Jul 2019 to 30 Jun 2020

Your Account: Randell Super Fund A/C  
 Account Number: W113574  
 Your Adviser: Charles Thomasson  
 Branch: Gold Coast  
 Telephone: 07 5509 5502  
 Email: charles.thomasson@wilsonsadvisory.com.au

Settle Date	Security Code	Security Description	FX* Rate	Franked Dividends	Unfranked Dividends	Interest	Foreign Income	Other Income	Cash Received	Imputation Credits	Withholding Taxes	Return of Capital	LIC**
				13,527.13	1,273.51	242.45	1,307.01	-	16,369.58	5,797.34	88.34	-	-
<b>Total</b>													

### IMPORTANT NOTICE

Securities which have been held for less than 45 days may not be entitled to any imputation credits - please review those transactions.

28

\* The FX Rate at the dividend received date.

\*\* LIC Capital Gain: The amount shown is the "attributable amount". You may be entitled to a tax deduction of a percentage of the "attributable amount" as follows:  
If you are an Individual, Trust or Partnership - 50%; Complying Superannuation Entity - 33 1/3%; Other Entity Type - 0%.

5.29

## Income Statement - Trust/ETF Distributions

From 1 Jul 2019 to 30 Jun 2020

Your Account: Randell Super Fund A/C  
 Account Number: W113574  
 Your Adviser: Charles Thomasson  
 Branch: Gold Coast  
 Telephone: 07 5509 5502  
 Email: charles.thomasson@wilsonsadvisory.com.au

### Trust Summary

Security Code	Security Description	Net Cash Distribution	Tax Withheld	Australian Income	Capital Gains	Foreign Income	Other Non-Assessable	Imputation Credits	Foreign Tax Credits
GMG	Goodman Group Stapled	88.00	-	5.58	81.34	0.10	0.98	-	-
IHVW	iShs S&P500AUDHedged - Exchange Traded Fund Units Fully Paid	580.01	-	0.01	452.16	127.84	-	-	60.76
IOO	iShares Global 100 ETF	138.29	-	0.04	7.16	131.09	-	-	23.48
IVV	iShares Core S&P 500 ETF	819.39	-	0.15	13.42	805.82	-	-	144.10
LLC	Lend Lease Group stapled	382.74	-	304.07	86.78	8.43	-16.54	-	1.44
MXT	MCP Master Income Trust	1,014.00	-	1,014.00	-	-	-	-	-
SGP	Stockland Stapled	602.50	-	426.26	343.38	-	-167.14	-	-
TCL	Transurban Group Stapled	490.00	-	320.03	-	-	169.97	17.14	-
		<b>4,114.93</b>		<b>2,070.14</b>	<b>984.24</b>	<b>1,073.28</b>	<b>-12.73</b>	<b>17.14</b>	<b>229.78</b>

### Australian Income

Security Code	Security Description	Dividends Franked	Dividends Unfranked	Dividends Unfranked CFI	Interest	Other Income	Management Fee Rebate	Other Allowable	Imputation Credits
GMG	Goodman Group Stapled	-	-	-	5.58	-	-	-	-
IHVW	iShs S&P500AUDHedged - Exchange Traded Fund Units Fully Paid	-	-	-	0.01	-	-	-	-
IOO	iShares Global 100 ETF	-	-	-	0.04	-	-	-	-
IVV	iShares Core S&P 500 ETF	-	-	-	0.15	-	-	-	-
LLC	Lend Lease Group stapled	-	75.09	193.42	-	35.56	-	-	-
MXT	MCP Master Income Trust	-	-	-	907.07	106.93	-	-	-
SGP	Stockland Stapled	-	-	-	123.57	302.69	-	-	-
TCL	Transurban Group Stapled	40.00	-	-	179.19	100.84	-	-	17.14
		<b>40.00</b>	<b>75.09</b>	<b>193.42</b>	<b>1,215.61</b>	<b>546.02</b>			<b>17.14</b>

### Capital Gains

Security Code	Security Description	AMIT CGT Gross Up	Discount Capital Gain	CGT Concession	Capital Gains Indexed	Capital Gains Other	CGT Tax Credits
GMG	Goodman Group Stapled	-	81.34	-	-	-	-
IHVW	iShs S&P500AUDHedged - Exchange Traded Fund Units Fully Paid	226.08	226.08	-	-	-	-
IOO	iShares Global 100 ETF	3.58	3.58	-	-	-	-
IVV	iShares Core S&P 500 ETF	6.71	6.71	-	-	-	-
LLC	Lend Lease Group stapled	-	86.78	-	-	-	-
MXT	MCP Master Income Trust	-	-	-	-	-	-
SGP	Stockland Stapled	171.69	171.69	-	-	-	-
TCL	Transurban Group Stapled	-	-	-	-	-	-
		<b>408.06</b>	<b>576.18</b>				

(29)

5.30

## Income Statement - Trust/ETF Distributions

From 1 Jul 2019 to 30 Jun 2020

Your Account: Randell Super Fund A/C  
 Account Number: W113574  
 Your Adviser: Charles Thomasson  
 Branch: Gold Coast  
 Telephone: 07 5509 5502  
 Email: charles.thomasson@wilsonsadvisory.com.au

### Foreign Income

Security Code	Security Description	Interest Income	Modified Passive Inc	Other Assess Foreign Inc	Foreign Tax Credits
GMG	Goodman Group Stapled	-	-	0.10	-
IHVV	iShs S&P500AUDHedged - Exchange Traded Fund Units Fully Paid	-	-	127.84	60.76
IOO	iShares Global 100 ETF	-	-	131.09	23.48
IVV	iShares Core S&P 500 ETF	-	-	805.82	144.10
LLC	Lend Lease Group stapled	-	-	8.43	1.44
MXT	MCP Master Income Trust	-	-	-	-
SGP	Stockland Stapled	-	-	-	-
TCL	Transurban Group Stapled	-	-	-	-
				<b>1,073.28</b>	<b>229.78</b>

### Other Non-Assessable Amounts

Security Code	Security Description	AMIT Cost base Adjustments	Other Non-Taxable Amounts	Tax-Exempted Amounts	Tax-Free Amounts	Tax-Deferred Amounts
GMG	Goodman Group Stapled	-	-	-	-	0.98
IHVV	iShs S&P500AUDHedged - Exchange Traded Fund Units Fully Paid	-	-	-	-	-
IOO	iShares Global 100 ETF	-	-	-	-	-
IVV	iShares Core S&P 500 ETF	-16.54	-	-	-	-
LLC	Lend Lease Group stapled	-	-	-	-	-
MXT	MCP Master Income Trust	-167.14	-	-	-	-
SGP	Stockland Stapled	169.97	-	-	-	-
TCL	Transurban Group Stapled	-13.71	-	-	-	-
						<b>0.98</b>

30

531

## Cost & Income Statement

From 1 Jul 2019 to 30 Jun 2020

Your Account: Randell Super Fund A/C  
Account Number: W113574  
Your Adviser: Charles Thomasson  
Branch: Gold Coast  
Telephone: 07 5509 5502  
Email: charles.thomasson@wilsonsadvisory.com.au

<b>Opening Cost Balance</b>		<b>510,045.86</b>
PLUS Capital Gains/Losses		11,958.76
PLUS Income		
Non Trust Income	16,369.58	
Trust Income	4,254.19	
less Tax Deferred Income	149.76	
LESS Expenses		20,773.53
PLUS Capital Additions/Withdrawals		- 8,288.63
Capital Additions	97,776.42	
less Capital Withdrawals	- 82,000.00	
PLUS Change in Dividends Receivable (Non-Trusts)		15,776.42
Closing Dividends Receivable	378.00	
less Opening Dividends Receivable	- 1,467.11	
PLUS DRP Adjustments		- 1,089.11
		0.00
<b>Closing Cost Balance (Calculated)</b>		<b>549,176.83</b>
Closing Cost Balance (per Portfolio Valuation)		549,176.83
<b>Difference</b>		<b>0.00</b>

### Guide to Benchmarks

Benchmarks are used to compare the performance of an investor's portfolio to the market. As investors have different investment objectives and risk profiles, no one benchmark is appropriate for all portfolios. Therefore specific benchmarks are used for similar portfolios. The benchmark used will depend on the classification of the portfolio.

The proportion, or weighting, of the asset types held in each portfolio classification is determined once a year and represents the target asset allocation for the portfolio classification.

Within Wilsons, clients' portfolios are classified into one of the classifications shown below with corresponding target asset weightings:

Asset Type	Benchmark Classifications					
	Australian Equities	High Growth	Growth	Balanced	Moderate	Defensive
Cash	3%	2%	2%	5%	10%	20%
Fixed Interest – Domestic	0%	5%	15%	25%	35%	50%
Fixed Interest – International	0%	0%	0%	0%	0%	0%
Equity – Domestic	97%	42%	38%	31%	25%	13%
Equity – International	0%	41%	37%	31%	24%	13%
Alternatives	0%	10%	8%	8%	6%	4%
<b>Total</b>	<b>100%</b>	<b>100%</b>	<b>100%</b>	<b>100%</b>	<b>100%</b>	<b>100%</b>

*It should be noted that asset allocations within individual portfolios will vary from the target asset allocation depending on each clients' circumstances.*

Each asset type can be represented by an Index, published by independent groups and recognised within the industry. The appropriate Index for each asset type is as follows:

Asset Type	Index
Cash	30 Day Bank Bill Swap Rate
Fixed Interest – Domestic	Bloomberg Treasury Index 0-5 Year Maturity
Fixed Interest – International	Vanguard International (Hedged) Exchange Traded Fund
Equity – Domestic	S&P/ASX 300 Accumulation Index
Equity – International	MSCI World Index (ex Australia) in Australian dollars
Alternatives	RBA Cash Rate + CPI

The benchmarks used for each portfolio classification have been calculated using the Index results and the relevant target asset weightings.

The benchmark performance shown is for comparative purposes and represents a benchmark return for your portfolio classification. The relevant benchmark can be used as a measure of whether your portfolio manager has outperformed the market.



### Glossary of Terms

Additions and Withdrawals Report	Outlines all transfers of cash and securities during the reporting period. The Cost Amount represents the historic cost attributed to the item, while the Market Value is the item's value at the date of transfer.
Applications Accrual Account	Monies applied to equity market capital raisings (i.e. floats, share purchase plans) pending final allocation of actual holdings by the respective share registry.
Assessable Capital Gains - Discount Method Gross/Net Gain	This is the Discount Capital Gain calculated under ITAA97 Subdiv 115-A (sec 115-5 to 115-55) which stipulates that to be a discount capital gain, a capital gain must, amongst other things: • result from a CGT event (i.e. sale) happening after 21 September 1999; • be calculated without the cost base being indexed; and • result from a CGT event happening to a CGT asset owned by the taxpayer for at least 12 months.
Assessable Capital Gains - Index/Disc. Method not Avail	Gross Gain is reduced by: • 50% if the gain is made by an individual or a trust; or • 33% if the gain is made by a complying superannuation entity, an FHSA trust or a life insurance company to give the Net Taxable Gain.
Assessable Capital Gains - Indexation Method Net Gain	This represents the Capital Gain in respect of assets purchased post 21 September 1999, which do not qualify for the Discount Method above.
Cash	This represents the Capital Gain (indexed for inflation) on the investment as calculated under the old Capital Gains Tax rules.
Cash Management Account	This is the operating ledger for the portfolio and is used to settle all transactions including purchases, sales, interest income, etc. The balance of this account is automatically transferred to the Cash Management Account to ensure interest is received at money market rates. This account may have small balances representing unsettled purchases or sales, which are reconciled for end of year reports.
Corporate Actions Report	An interest bearing account that earns interest at overnight money market rates.
Cost & Income Reconciliation	A summary of all actions taken by a company relating to the entity's securities. Examples of corporate actions include mergers, right issues, bonus issues, name or code changes and capital returns.
Cost Bases not provided	Provides a reconciliation of the aspects in this report that impact the cost of the holdings.
Dividend Reinvestment Plan	If Cost Bases for holdings have not been provided, the Realised Capital Gains/Losses Report and the Portfolio Appraisal's unit and total cost will not be accurate. A default purchase date of 01-01-1993 will be shown if actual date is unknown.
Distribution Accrual Account	This account outlines the dividends paid and re-invested.
Indexed CGT Cost Base	This account reflects outstanding dividends/trust distributions which are receivable to the portfolio either as a result of a dividend/trust distribution being announced and not payable at the time of the report, or dividends/trust distributions that are payable and for which we are awaiting the receipt of funds from the company or their share registry.
Income Statements	This is the original purchase cost indexed for inflation (as allowed under CGT rules).
Non-Assessable Gains/Losses	Non-Trust Holdings contain the breakdown of franked and unfranked dividends, interest, foreign income, withholding tax payable and imputation credits from non-trust holdings for the reporting period. Trust Distributions report contains the breakdown of income and tax credits received from trust holdings by way of distribution. For distributions from trust that were declared in the current financial year but are not payable until the following financial year, the amount of the distribution will be included as an accrual in the Distribution Accrual Account. This amount will be balanced once the distribution from the trust is actually received. Annual Tax Statements for trust holdings are posted separately. These should be used in conjunction with the Income Statement - Trust Distributions report for the preparation of your taxation return.
	This represents gains or losses on assets that were purchased prior to 20 September 1985 and are therefore exempt from any CGT liability. This also represents gains on Pooled Development Funds (PDFs) which are tax exempt.

### Glossary of Terms (cont.)

Portfolio Performance	The method used for calculating performance is the Time Weighted Return, which is required by the Association for Investment Management and Research (AIMR). A Time Weighted Return compounds the performance of each period, giving each period equal weight regardless of the amount invested.
Reduced CGT Cost Base	This is the original purchase cost adjusted for events such as a return of capital, tax deferred amounts or second purchase instalments on partly paid securities.
Dates	Settlement Date: Date for actual cash settlement of the investment. Trade Date: Date of purchase/sale (i.e. contract date) for CGT purposes

### Disclaimers

Important Information / Disclaimer	This report is published by Wilsons based on the facts known at the time of preparation and the data obtained from the sources believed to be reliable. Wilsons provides no warranty of the completeness, accuracy and reliability in relation to any information contained in this report. To the extent permitted by law, Wilsons does not accept any liability, whether direct or indirect, arising from the use of this information.
Historical Cost Base Information	Correct capital gains reporting can be achieved if accurate cost base data is provided, otherwise the default acquisition date will be 01-01-1993 with a zero cost base. The data contained in this report is based upon information provided to Wilsons which has not been independently verified and Wilsons does not make any warranty as to its completeness or accuracy. The pricing information contained in this report is based solely on public information which has not been verified by Wilsons. The pricing information in this report may not be accurate particularly if the investment is not an Australian listed financial product.
Foreign Income Tax Offsets on Foreign Listed Securities	On foreign dividends paid to Australian residents for foreign listed securities, foreign income tax offsets will be calculated based on the tax treaty between Australia and the security's country of domicile. For countries with no current tax treaty with Australia, the default rate of 30% will be applied.
Dividends / Corporate Actions	Wilson's endeavours to provide its clients with the most reliable data possible. Wilsons notes the dividends set out in this report are correct based on the information available at the time including the estimates / accrual for future income. Distribution components will be updated when they are released and may affect the cost base of the security. Any Corporate Action in this portfolio has been applied correctly based on the information at the time. Amendments may occur when class rulings are released or when more information is released. Please note that these may have an effect on opening/closing balances of previous reports.
External or Unlisted Holdings	If a portfolio has any investments held externally or which are not an Australian listed financial product, the information on those holdings will be sourced from a third party and has not been independently verified. Wilsons does not make any warranty as to its accuracy and completeness.

34

S.35.

5.36

**RANDELL SUPER FUND**  
**GENERAL LEDGER FOR THE PERIOD 01/07/2019 TO 30/06/2020**  
**FROM ACCOUNT 238/000 TO 238/099 - ENTRIES: ALL**

Printed: Thursday 25 March, 2021 @ 09:51:31

Date	Ref	Type	Units	Debits \$	Credits \$	Balance \$
<b><u>238 Distributions Received</u></b>						
<b><u>238/001 Ishares S&amp;P 500 Etf - Chess Depository Interests 1:1 Ishs&amp;p500</u></b>						
14/10/2019	2	Bank Statement			181.67	(181.67)
08/01/2020	3	Bank Statement			250.38	(432.05)
15/04/2020	3	Bank Statement			219.78	(651.83)
30/06/2020	618	Journal - Cash			167.56	(819.39)
Narration: T/up June 2020 distribution						
30/06/2020	300620	Closing Journal - Cash			144.10	(963.49)
Narration: Foreign credit adjustment at 30/06/2020						
<b><u>238/003 James Hardie Industries Plc - Chess Depository Interests 1:1</u></b>						
02/08/2019	1	Bank Statement			253.51	(253.51)
02/08/2019	300620	Closing Journal - Cash			63.38	(316.89)
Narration: TFN credit adjustment at 30/06/2020						
20/12/2019	3	Bank Statement			99.85	(416.74)
20/12/2019	300620	Closing Journal - Cash			24.96	(441.70)
Narration: TFN credit adjustment at 30/06/2020						
<b><u>238/004 Transurban Group - Fully Paid Ordinary/Units Stapled Securities</u></b>						
09/08/2019	1	Bank Statement			20.00	(20.00)
Narration: TCL part of \$300						
14/02/2020	2	Bank Statement			310.00	(330.00)
30/06/2020	23804	Journal - Cash			160.00	(490.00)
Narration: T/up June 2020 distribution						
30/06/2020	300620	Closing Journal - Cash			17.14	(507.14)
Narration: Imputed credit adjustment at 30/06/2020						
<b><u>238/005 Stockland - Fully Paid Ordinary/Units Stapled Securities</u></b>						
28/02/2020	2	Bank Statement			337.50	(337.50)
30/06/2020	23805	Journal - Cash			265.00	(602.50)
Narration: T/up June 2020 distribution						
<b><u>238/006 Lendlease Group - Fully Paid Ordinary/Units Stapled Securities</u></b>						
16/09/2019	1	Bank Statement			80.77	(80.77)
Narration: Part of \$255						
17/03/2020	3	Bank Statement			255.00	(335.77)
30/06/2020	61806	Journal - Cash			46.97	(382.74)
Narration: T/up June 2020 distribution						
30/06/2020	300620	Closing Journal - Cash			1.44	(384.18)
Narration: Foreign credit adjustment at 30/06/2020						
<b><u>238/007 McP Master Income Trust - Ordinary Units Fully Paid</u></b>						
08/08/2019	1	Bank Statement			77.00	(77.00)
09/09/2019	1	Bank Statement			78.00	(155.00)
08/10/2019	1	Bank Statement			79.00	(234.00)
08/11/2019	2	Bank Statement			88.00	(322.00)
09/12/2019	2	Bank Statement			82.00	(404.00)
09/01/2020	3	Bank Statement			79.00	(483.00)
10/02/2020	3	Bank Statement			105.00	(588.00)
Narration: ID5410530 Ref 244231						
09/03/2020	2	Bank Statement			85.00	(673.00)
09/04/2020	3	Bank Statement			86.00	(759.00)
08/05/2020	3	Bank Statement			89.00	(848.00)

breakdown @ 5:30

S-37

**RANDELL SUPER FUND**  
**GENERAL LEDGER FOR THE PERIOD 01/07/2019 TO 30/06/2020**  
**FROM ACCOUNT 238/000 TO 238/099 - ENTRIES: ALL**

Printed: Thursday 25 March, 2021 @ 09:51:31

Date	Ref	Type	Units	Debits \$	Credits \$	Balance \$
09/06/2020	3	Bank Statement				
30/06/2020	61807	Journal - Cash			79.00	(927.00)
		Narration: T/up June 2020 distribution			87.00	(1,014.00)
<b><u>238/008</u>      <u>Ishares S&amp;p 500 Aud Hedged Etf - Exchange Traded Fund Units Fully Paid</u></b>						
30/06/2020	61808	Journal - Cash			580.01	(580.01)
		Narration: T/up June 2020 distribution				
30/06/2020	300620	Closing Journal - Cash			60.76	(640.77)
		Narration: Foreign credit adjustment at 30/06/2020				
<b><u>238/009</u>      <u>Goodman Group - Fully Paid Ordinary/Units Stapled Securities</u></b>						
30/06/2020	23809	Journal - Cash			88.00	(88.00)
		Narration: T/up 2020 distribution				
<b><u>238/010</u>      <u>Ishares Global 100 Etf - Exchange Traded Fund Units Fully Paid</u></b>						
30/06/2020	238008	Journal - Cash			138.29	(138.29)
		Narration: T/up June 2020 distribution				
30/06/2020	300620	Closing Journal - Cash			23.48	(161.77)
		Narration: Foreign credit adjustment at 30/06/2020				
		Total Debits:				
		Total Credits:		\$4,803.55		
		Current Year Profit/(Loss):		N/A		

5-1

Randell Super Fund  
Summary of Dividends Received

2020 Shares held outside of Wilson's Portfolio  
X0081746460

ANZ	239/14			239/15			239/16			
	UF	F	IC	UF	F	IC	UF	F	IC	Total
	1800	771.43	2571.43	727.27			525	225		750
	540	1260	540	735.64			480	205.71		685.71
	540	3060	1311.43	1462.91	0	0	1005	430.71		1435.71

	239/04			239/05			239/06			
	UF	F	IC	UF	F	IC	UF	F	IC	Total
			0							0
			0							0
	0	0	0	0	0	0	0	0	0	0

Telstra	239/20			239/21			239/22			
	UF	F	IC	UF	F	IC	UF	F	IC	Total
	560	240	800	388.08	166.32	554.4				
	560	240	800	336	144	480				
	0	1120	480	724.08	310.32	1034.4	0	459.4	196.89	656.29
			1600				0	459.4	196.89	656.29

BHP	239/30			
	UF	F	IC	Total
				0 confirmed
				0 confirmed
	0	0	0	0

TOTAL	UF	F	IC	Total
	2002.91	6368.48	2729.35	
	1273.51	13527.13	5797.34	17.14 Plus Managed Funds
				88.34 Wilsons portfolio shares
	3276.42	19895.61	8543.83	31698.72

31698.72 23172.03

Transurban 8.57  
8.57

6.1

**RANDELL SUPER FUND**  
**GENERAL LEDGER FOR THE PERIOD 01/07/2019 TO 30/06/2020**  
**FROM ACCOUNT 239/000 TO 239/099 - ENTRIES: ALL**

6-2

Printed: Thursday 25 March, 2021 @ 10:02:04

Date	Ref	Type	Units	Debits	Credits	Balance
				\$	\$	\$
<b>239</b>		<b><u>Dividends Received</u></b>				
<b>239/001</b>		<b><u>Amcor Limited - Ordinary Fully Paid</u></b>				
08/10/2019	1	Bank Statement			221.56	(221.56)
17/12/2019	2	Bank Statement		5.22	208.75	(430.31)
24/03/2020	3	Bank Statement			213.75	(644.06)
17/06/2020	3	Bank Statement			221.25	(865.31)
<b>239/003</b>		<b><u>Australia and New Zealand Banking Group Limited</u></b>				
01/07/2019	1	Bank Statement			1,213.60	(1,213.60)
01/07/2019	300620	Closing Journal - Cash		5.22	520.11	(1,733.71)
		Narration: Imputed credit adjustment at 30/06/2020				
18/12/2019	2	Bank Statement			1,213.60	(2,947.31)
18/12/2019	300620	Closing Journal - Cash			364.08	(3,311.39)
		Narration: Imputed credit adjustment at 30/06/2020				
<b>239/004</b>		<b><u>Bhp Billiton Limited - Ordinary Fully Paid</u></b>				
25/09/2019	1	Bank Statement			1,080.17	(1,080.17)
25/09/2019	300620	Closing Journal - Cash		5.22	462.93	(1,543.10)
		Narration: Imputed credit adjustment at 30/06/2020				
24/03/2020	3	Bank Statement			944.33	(2,487.43)
24/03/2020	300620	Closing Journal - Cash			404.71	(2,892.14)
		Narration: Imputed credit adjustment at 30/06/2020				
<b>239/005</b>		<b><u>Viva Energy Group Limited - Ordinary Fully Paid</u></b>				
14/10/2019	2	Bank Statement			168.00	(168.00)
14/10/2019	300620	Closing Journal - Cash			72.00	(240.00)
		Narration: Imputed credit adjustment at 30/06/2020				
15/04/2020	3	Bank Statement		5.23	208.00	(448.00)
15/04/2020	300620	Closing Journal - Cash			89.14	(537.14)
		Narration: Imputed credit adjustment at 30/06/2020				
<b>239/006</b>		<b><u>Rio Tinto Limited - Ordinary Fully Paid</u></b>				
19/09/2019	1	Bank Statement			922.74	(922.74)
19/09/2019	300620	Closing Journal - Cash			395.46	(1,318.20)
		Narration: Imputed credit adjustment at 30/06/2020		5.23		
16/04/2020	3	Bank Statement			1,049.22	(2,367.42)
16/04/2020	300620	Closing Journal - Cash			449.67	(2,817.09)
		Narration: Imputed credit adjustment at 30/06/2020				
<b>239/007</b>		<b><u>Commonwealth Bank of Australia. - Ordinary Fully Paid</u></b>				
26/09/2019	1	Bank Statement			1,155.00	(1,155.00)
26/09/2019	300620	Closing Journal - Cash			495.00	(1,650.00)
		Narration: Imputed credit adjustment at 30/06/2020		5.22		
31/03/2020	3	Bank Statement			1,000.00	(2,650.00)
31/03/2020	300620	Closing Journal - Cash			428.57	(3,078.57)
		Narration: Imputed credit adjustment at 30/06/2020				
<b>239/008</b>		<b><u>Commonwealth Bank of Australia. - Cap Note 3-Bbsw+2.80% Perp Non-Cum Red T-12-24</u></b>				
16/09/2019	1	Bank Statement			180.88	(180.88)
16/09/2019	300620	Closing Journal - Cash			77.52	(258.40)
		Narration: Imputed credit adjustment at 30/06/2020		5.21		
16/12/2019	2	Bank Statement			167.33	(425.73)
16/12/2019	300620	Closing Journal - Cash			71.71	(497.44)

6.3

**RANDELL SUPER FUND**  
**GENERAL LEDGER FOR THE PERIOD 01/07/2019 TO 30/06/2020**  
**FROM ACCOUNT 239/000 TO 239/099 - ENTRIES: ALL**

Printed: Thursday 25 March, 2021 @ 10:02:04

Date	Ref	Type	Units	Debits \$	Credits \$	Balance \$
Narration: Imputed credit adjustment at 30/06/2020						
16/03/2020	3	Bank Statement		5.21 [	161.23	(658.67)
16/03/2020	300620	Closing Journal - Cash			69.10	(727.77)
Narration: Imputed credit adjustment at 30/06/2020						
15/06/2020	3	Bank Statement		5.22 [	149.68	(877.45)
15/06/2020	300620	Closing Journal - Cash			64.15	(941.60)
Narration: Imputed credit adjustment at 30/06/2020						
<b><u>239/009 Downer Edi Limited - Ordinary Fully Paid</u></b>						
02/10/2019	1	Bank Statement		5.22	350.00	(350.00)
02/10/2019	300620	Closing Journal - Cash			75.00	(425.00)
Narration: Imputed credit adjustment at 30/06/2020						
<b><u>239/010 Monadelphous Group Limited - Ordinary Fully Paid</u></b>						
04/10/2019	1	Bank Statement			138.00	(138.00)
04/10/2019	300620	Closing Journal - Cash			59.14	(197.14)
Narration: Imputed credit adjustment at 30/06/2020						
27/03/2020	3	Bank Statement		5.22 [	132.00	(329.14)
27/03/2020	300620	Closing Journal - Cash			56.57	(385.71)
Narration: Imputed credit adjustment at 30/06/2020						
<b><u>239/011 Obe Insurance Group Limited - Ordinary Fully Paid</u></b>						
04/10/2019	1	Bank Statement		5.23 [	375.00	(375.00)
04/10/2019	300620	Closing Journal - Cash			96.43	(471.43)
Narration: Imputed credit adjustment at 30/06/2020						
<b><u>239/012 Telstra Corporation Limited. - Ordinary Fully Paid</u></b>						
26/09/2019	1	Bank Statement			640.00	(640.00)
26/09/2019	300620	Closing Journal - Cash			274.29	(914.29)
Narration: Imputed credit adjustment at 30/06/2020						
27/03/2020	3	Bank Statement		5.23 [	640.00	(1,554.29)
27/03/2020	300620	Closing Journal - Cash			274.29	(1,828.58)
Narration: Imputed credit adjustment at 30/06/2020						
<b><u>239/013 Woolworths Group Limited - Ordinary Fully Paid</u></b>						
30/09/2019	1	Bank Statement		5.24 [	395.58	(395.58)
30/09/2019	300620	Closing Journal - Cash			169.53	(565.11)
Narration: Imputed credit adjustment at 30/06/2020						
<b><u>239/014 Australia and New Zealand Banking Group Limited - X0081746460</u></b>						
01/07/2019	190	Bank Statement			1,800.00	(1,800.00)
01/07/2019	300620	Closing Journal - Cash			771.43	(2,571.43)
Narration: Imputed credit adjustment at 30/06/2020						
18/12/2019	191	Bank Statement			1,800.00	(4,371.43)
18/12/2019	300620	Closing Journal - Cash			540.00	(4,911.43)
Narration: Imputed credit adjustment at 30/06/2020						
<b><u>239/015 Csl Limited - X0081746460</u></b>						
11/10/2019	191	Bank Statement		8 [	727.27	(727.27)
09/04/2020	192	Bank Statement			735.64	(1,462.91)
<b><u>239/016 Cochlear Limited - X0081746460</u></b>						
14/10/2019	191	Bank Statement		9 [	525.00	(525.00)
14/10/2019	300620	Closing Journal - Cash			225.00	(750.00)
Narration: Imputed credit adjustment at 30/06/2020						

6.4

**RANDELL SUPER FUND**  
**GENERAL LEDGER FOR THE PERIOD 01/07/2019 TO 30/06/2020**  
**FROM ACCOUNT 239/000 TO 239/099 - ENTRIES: ALL**

Printed: Thursday 25 March, 2021 @ 10:02:04

Date	Ref	Type	Units	Debits \$	Credits \$	Balance \$
17/04/2020	192	Bank Statement				
17/04/2020	300620	Closing Journal - Cash		9	480.00	(1,230.00)
		Narration: Imputed credit adjustment at 30/06/2020			205.71	(1,435.71)
<b><u>239/017 Antipodes Global Investment Company Ltd - Ordinary Fully Paid</u></b>						
14/10/2019	2	Bank Statement				
14/10/2019	300620	Closing Journal - Cash			550.00	(550.00)
		Narration: Imputed credit adjustment at 30/06/2020			117.86	(667.86)
27/03/2020	3	Bank Statement		5.24		
27/03/2020	300620	Closing Journal - Cash			440.00	(1,107.86)
		Narration: Imputed credit adjustment at 30/06/2020			94.29	(1,202.15)
<b><u>239/018 Westpac Banking Corporation - Ordinary Fully Paid</u></b>						
20/12/2019	2	Bank Statement				
20/12/2019	300620	Closing Journal - Cash		5.23	440.00	(440.00)
		Narration: Imputed credit adjustment at 30/06/2020			188.57	(628.57)
<b><u>239/019 Seven Group Holdings Limited - Ordinary Fully Paid</u></b>						
11/10/2019	1	Bank Statement				
11/10/2019	300620	Closing Journal - Cash			157.50	(157.50)
		Narration: Imputed credit adjustment at 30/06/2020			67.50	(225.00)
20/04/2020	3	Bank Statement		5.23		
20/04/2020	300620	Closing Journal - Cash			157.50	(382.50)
		Narration: Imputed credit adjustment at 30/06/2020			67.50	(450.00)
<b><u>239/020 Telstra Corporation Limited. - X0081746460</u></b>						
26/09/2019	190	Bank Statement				
		Narration: Internet transfer credit from 44551770			560.00	(560.00)
26/09/2019	300620	Closing Journal - Cash			240.00	(800.00)
		Narration: Imputed credit adjustment at 30/06/2020				
27/03/2020	191	Bank Statement		10		
27/03/2020	300620	Closing Journal - Cash			560.00	(1,360.00)
		Narration: Imputed credit adjustment at 30/06/2020			240.00	(1,600.00)
<b><u>239/021 Commonwealth Bank of Australia. - X0081746460</u></b>						
26/09/2019	190	Bank Statement				
		Narration: Internet transfer credit from 44551770			388.08	(388.08)
26/09/2019	300620	Closing Journal - Cash			166.32	(554.40)
		Narration: Imputed credit adjustment at 30/06/2020				
31/03/2020	191	Bank Statement		11		
31/03/2020	300620	Closing Journal - Cash			336.00	(890.40)
		Narration: Imputed credit adjustment at 30/06/2020			144.00	(1,034.40)
<b><u>239/022 Commonwealth Bank of Australia. - Cap Note 3-X0081746460</u></b>						
16/03/2020	191	Bank Statement				
16/03/2020	300620	Closing Journal - Cash			459.40	(459.40)
		Narration: Imputed credit adjustment at 30/06/2020			196.89	(656.29)
<b><u>239/023 Woodside Petroleum Ltd - Ordinary Fully Paid</u></b>						
20/09/2019	1	Bank Statement				
20/09/2019	300620	Closing Journal - Cash			266.19	(266.19)
		Narration: Imputed credit adjustment at 30/06/2020			114.08	(380.27)
20/03/2020	3	Bank Statement		5.23		
20/03/2020	300620	Closing Journal - Cash			415.66	(795.93)
		Narration: Imputed credit adjustment at 30/06/2020			178.14	(974.07)



b-5.

**RANDELL SUPER FUND**  
**GENERAL LEDGER FOR THE PERIOD 01/07/2019 TO 30/06/2020**  
**FROM ACCOUNT 239/000 TO 239/099 - ENTRIES: ALL**

Printed: Thursday 25 March, 2021 @ 10:02:04

Date	Ref	Type	Units	Debits \$	Credits \$	Balance \$
<u>239/024</u>		<u>Whitehaven Coal Limited - Ordinary Fully Paid</u>				
06/03/2020	2	Bank Statement		5.23	60.00	(60.00)
<u>239/028</u>		<u>Csl Limited - Ordinary Fully Paid</u>				
09/04/2020	3	Bank Statement		5.22	29.43	(29.43)

Total Debits:  
Total Credits: **\$32,564.03**  
Current Year Profit/(Loss): N/A



239/14

7-1

169341 041 ANZ



MR DAVID JAMES RANDELL &  
MRS TRACY LEE RANDELL  
<RANDELL SUPER FUND A/C>  
8 ST TROPEZ TERRACE  
BUNDALL QLD 4217

### NEED ASSISTANCE?

[shareholder.anz.com](http://shareholder.anz.com)  
[anzshareregistry@computershare.com.au](mailto:anzshareregistry@computershare.com.au)

Computershare Investor Services Pty Limited  
GPO Box 2975 Melbourne  
Victoria 3001 Australia

1800 113 399 (within Australia)  
0800 174 007 (within New Zealand)  
+61 3 9415 4010 (outside Australia)

### Holder Identification Number (HIN)

#### HIN WITHHELD

Share Class Ordinary  
Record Date 14 May 2019  
Payment Date 1 July 2019

Payment in Australian dollars

X 0081746460.

## DIVIDEND ADVICE

The details of your **Interim Dividend** of A\$0.80 per share for the half year ended 31 March 2019 are set out below.

NUMBER OF SHARES	FRANKED AMOUNT	NET AMOUNT	FRANKING CREDIT	NZ IMPUTATION CREDIT
2,250	A\$1,800.00	A\$1,800.00	A\$771.43	NZ\$202.50

The dividend is 100% franked at the Australian company tax rate of 30%. A NZ Imputation Credit has been attached to the above dividend. For NZ taxpayers, your NZ gross income will include the aggregate of the Net Amount and the NZ Imputation Credit which should be included in your income tax return.

Shareholders should obtain their own professional advice on the tax implications of the dividend and retain this document to assist in tax return preparation.

### PAYMENT INSTRUCTIONS

#### SUNCORP BANK LTD

BSB: XXX-XXX  
Account number: XXXXXX07  
Payment reference: 782658  
**PAYMENT AMOUNT: A\$1,800.00**

### UNPRESENTED PAYMENTS

You have one or more previous payments that remain unrepresented. Please contact Computershare (details above) for assistance.

If payment cannot be made to the above account, you will be notified and your entitlement will be held pending receipt of updated direct credit instructions.



### UPCOMING EVENTS


**31 October 2019**  
Full Year Results announced




## NEED ASSISTANCE?

7-2

 [shareholder.anz.com](http://shareholder.anz.com)  
[anzshareregistry@computershare.com.au](mailto:anzshareregistry@computershare.com.au)

 Computershare Investor Services Pty Limited  
GPO Box 2975 Melbourne  
Victoria 3001 Australia

 1800 113 399 (within Australia)  
0800 174 007 (within New Zealand)  
+61 3 9415 4010 (outside Australia)

130024 041 ANZ



MR DAVID JAMES RANDELL &  
MRS TRACY LEE RANDELL  
<RANDELL SUPER FUND A/C>  
8 ST TROPEZ TERRACE  
BUNDALL QLD 4217

### Holder Identification Number (HIN)

#### HIN WITHHELD

Share Class	Ordinary
Record Date	12 November 2019
Payment Date	18 December 2019
TFN/ABN	Quoted

Payment in Australian dollars

## DIVIDEND ADVICE

The details of your **Final Dividend** of A\$0.80 per share for the year ended 30 September 2019 are set out below.

NUMBER OF SHARES	FRANKED AMOUNT	UNFRANKED AMOUNT	NET AMOUNT	FRANKING CREDIT
2,250	A\$1,260.00	A\$540.00	A\$1,800.00	A\$540.00

The dividend is 70% franked at the Australian company tax rate of 30%. The unfranked portion of the dividend is declared to be conduit foreign income.

A NZ Imputation Credit of **NZ\$202.50** has been attached to the above dividend. For NZ taxpayers, your NZ gross income will include the aggregate of the Net Amount and the NZ Imputation Credit which should be included in your income tax return.

Shareholders should obtain their own professional advice on the tax implications of the dividend and retain this document to assist in tax return preparation.

### PAYMENT INSTRUCTIONS

#### SUNCORP BANK LTD

BSB:	XXX-XXX
Account number:	XXXXXXXX07
Payment reference:	770514
<b>PAYMENT AMOUNT:</b>	<b>A\$1,800.00</b>

If payment cannot be made to the above account, you will be notified and your entitlement will be held pending receipt of updated direct credit instructions.



To update your shareholder information in a fast, secure and environmentally friendly way visit [anz.com/easyupdate](http://anz.com/easyupdate).



CSL LIMITED  
ABN 99 051 588 348

239/15

048581 041 CSL



MR DAVID JAMES RANDELL &  
MRS TRACY LEE RANDELL  
<RANDELL SUPER FUND A/C>  
8 ST TROPEZ TERRACE  
BUNDALL QLD 4217

**Update your information:**

8-1

**Online:**  
www.computershare.com.au/easyupdate/CSL

**By Mail:**  
Computershare Investor Services Pty Limited  
GPO Box 2975 Melbourne  
Victoria 3001 Australia

**Enquiries:**

(within Australia) 1800 646 882  
(international) +61 3 9415 4178

X0081746460

**Holder Identification Number**

**HIN WITHHELD**

Payment Date 11 October 2019  
Record Date 11 September 2019  
TFN/ABN Status Quoted  
Direct Credit Reference No. 951172

Calculations are in US Dollars  
This payment is in Australian Dollars

**NOTIFICATION OF THE FINAL DIVIDEND FOR THE YEAR ENDED 30 JUNE 2019**

Dear Shareholder,

We have pleasure in advising that, in accordance with your instructions, payment of the final dividend of US\$1.00 per share has been forwarded to your account as detailed below. This dividend is 100% unfranked. This dividend is paid on shares registered in your name and entitled to participate as at the record date.

For Australian resident shareholders, we have indicated whether or not your tax file number or ABN has been received and recorded as at the record date.

Non-resident withholding tax is not payable on this unfranked dividend as it consists entirely of Conduit Foreign Income.

This dividend is converted to AU currency at the rate of US\$1.00 = AU\$1.454545.

Yours sincerely  
Fiona Mead  
Company Secretary

FINAL DIVIDEND	RATE	NO. OF SHARES	UNFRANKED AMOUNT	FRANKED AMOUNT	FRANKING CREDIT
Ordinary Shares	US\$1.00	500	US\$500.00	US\$0.00	US\$0.00



**Important Notes:**

- You should retain this statement to assist you in preparing your tax return.
- The dividend amounts, franking credits and any withholding tax, where applicable, are in US Dollars. For Australian income tax reporting purposes you will need to convert these amounts to Australian Dollars using the conversion rate of US\$1.00 = AU\$1.454545.

<b>NET DIVIDEND PAYMENT</b>	US\$500.00
<b>CONVERTED NET PAYMENT</b>	AU\$727.27

252378\_03\_V1

**BANKING INSTRUCTIONS**

SUNCORP BANK LTD  
BSB: 484-799 ACCOUNT NUMBER: XXXXXXX07

IF PAYMENT CANNOT BE MADE TO THE ABOVE ACCOUNT, THE DIVIDEND AMOUNT WILL BE WITHHELD PENDING RECEIPT OF YOUR VALID DIRECT CREDIT INSTRUCTIONS.

**Easy Update**

[www.computershare.com.au/easyupdate/CSL](http://www.computershare.com.au/easyupdate/CSL)

- Review & update your securityholding
- Review & update your direct credit instructions
- Supply your Tax File Number

**Your secure access information is:**

**SRN/HIN:** HIN WITHHELD

**PLEASE NOTE:** For security reasons it is important that you keep your SRN/HIN confidential.



CSL LIMITED  
ABN 99 051 588 348

049911 041 CSL



MR DAVID JAMES RANDELL &  
MRS TRACY LEE RANDELL  
<RANDELL SUPER FUND A/C>  
8 ST TROPEZ TERRACE  
BUNDALL QLD 4217

**Update your information:**

**Online:**  
www.computershare.com.au/easyupdate/CSL

**By Mail:**  
Computershare Investor Services Pty Limited  
GPO Box 2975 Melbourne  
Victoria 3001 Australia

**Enquiries:**

(within Australia) 1800 646 882  
(international) +61 3 9415 4178

**Holder Identification Number**

**HIN WITHHELD**

Payment Date 9 April 2020  
Record Date 12 March 2020  
TFN/ABN Status Quoted  
Direct Credit Reference No. 1050882

Calculations are in US Dollars  
This payment is in Australian Dollars

**NOTIFICATION OF THE INTERIM DIVIDEND FOR THE HALF YEAR ENDED 31 DECEMBER 2019**

Dear Shareholder,

We have pleasure in advising that, in accordance with your instructions, payment of the interim dividend of US\$0.95 per share has been forwarded to your account as detailed below. This dividend is 100% unfranked. This dividend is paid on the shares registered in your name and entitled to participate as at the record date.

For Australian resident shareholders, we have indicated whether or not your tax file number or ABN has been received and recorded as at the record date.

Non-resident withholding tax is not payable on this unfranked dividend as it consists entirely of Conduit Foreign Income.

This dividend is converted to AU currency at the rate of US\$1.00 = AU\$1.548707.

Yours sincerely  
Fiona Mead  
Company Secretary

INTERIM DIVIDEND	RATE	NO. OF SHARES	UNFRANKED AMOUNT	FRANKED AMOUNT	FRANKING CREDIT
Ordinary Shares	US\$0.95	500	US\$475.00	US\$0.00	US\$0.00



**Important Notes:**

- You should retain this statement to assist you in preparing your tax return.
- The dividend amounts, franking credits and any withholding tax, where applicable, are in US Dollars. For Australian income tax reporting purposes you will need to convert these amounts to Australian Dollars using the conversion rate of US\$1.00 = AU\$1.548707.

<b>NET DIVIDEND PAYMENT</b>	US\$475.00
<b>CONVERTED NET PAYMENT</b>	AU\$735.64

259120\_02\_V3

**BANKING INSTRUCTIONS**

SUNCORP BANK LTD  
BSB: 484-799 ACCOUNT NUMBER: XXXXXXX07

IF PAYMENT CANNOT BE MADE TO THE ABOVE ACCOUNT, THE DIVIDEND AMOUNT WILL BE WITHHELD PENDING RECEIPT OF YOUR VALID DIRECT CREDIT INSTRUCTIONS.

**Easy Update**

[www.computershare.com.au/easyupdate/CSL](http://www.computershare.com.au/easyupdate/CSL)

- Review & update your securityholding
- Review & update your direct credit instructions
- Supply your Tax File Number

**Your secure access information is:**

SRN/HIN: HIN WITHHELD

**PLEASE NOTE:** For security reasons it is important that you keep your SRN/HIN confidential.



**Cochlear Limited**  
 ABN 96 002 618 073

239/16

010240 000 COH



MR DAVID JAMES RANDELL &  
 MRS TRACY LEE RANDELL  
 <RANDELL SUPER FUND A/C>  
 8 ST TROPEZ TERRACE  
 BUNDALL QLD 4217

**Update your information:**

9-1

**Online:**  
[www.computershare.com.au/easyupdate/COH](http://www.computershare.com.au/easyupdate/COH)

**By Mail:**  
 Computershare Investor Services Pty Limited  
 GPO Box 7045 Sydney  
 New South Wales 2001 Australia

**Enquiries:**  
 (within Australia) 1300 855 080  
 (international) +61 3 9415 4000

**Holder Identification Number (HIN)**

HIN WITHHELD

X0081746460

ASX Code COH  
 TFN/ABN Status Quoted  
 Record Date 20 September 2019  
 Payment Date 14 October 2019  
 Direct Credit Reference No. 831939

**2019 Final Dividend**

Dear Shareholder,

The details below represent a final dividend of \$1.75 per share for the year ended 30 June 2019. This dividend is paid on the shares registered in your name and entitled to participate as at the record date of 20 September 2019. This dividend is 100% franked at the corporate tax rate of 30%.

Please register at [www.computershare.com.au/easyupdate/COH](http://www.computershare.com.au/easyupdate/COH) in order to update your TFN, bank account and other details online.

Ray Jarman  
 Company Secretary

Class Description	Amount per Share	Number of Shares	Franked Amount	Unfranked Amount	Gross Payment
FULLY PAID ORDINARY	\$1.75	300	\$525.00	\$0.00	\$525.00
<b>Net Payment</b>					<b>\$525.00</b>
<b>Franking Credit</b>					<b>\$225.00</b>

**Note:** You should retain this statement to assist you in preparing your tax return.

**Your Payment Instruction**

SUNCORP BANK LTD  
 BSB: 484-799 Account number: XXXXXXXX07

**Amount Deposited**  
**AUD\$525.00**



**Cochlear Limited**  
ABN 96 002 618 073

011337 000 COH



MR DAVID JAMES RANDELL &  
MRS TRACY LEE RANDELL  
<RANDELL SUPER FUND A/C>  
8 ST TROPEZ TERRACE  
BUNDALL QLD 4217

**Update your information:**

9.2

**Online:**  
[www.computershare.com.au/easyupdate/COH](http://www.computershare.com.au/easyupdate/COH)

**By Mail:**  
Computershare Investor Services Pty Limited  
GPO Box 7045 Sydney  
New South Wales 2001 Australia

**Enquiries:**

(within Australia) 1300 855 080  
(international) +61 3 9415 4000

**Holder Identification Number (HIN)**

**HIN WITHHELD**

ASX Code	COH
TFN/ABN Status	Quoted
Record Date	25 March 2020
Payment Date	17 April 2020
Direct Credit Reference No.	833503

**2020 Interim Dividend**

Dear Shareholder,

The details below represent an interim dividend of \$1.60 per share for the half year ended 31 December 2019. This dividend is paid on the shares registered in your name and entitled to participate as at the record date of 25 March 2020. This dividend is 100% franked at the corporate tax rate of 30%.

Please register at [www.computershare.com.au/easyupdate/COH](http://www.computershare.com.au/easyupdate/COH) in order to update your TFN, bank account and other details online.

Ray Jarman  
Company Secretary

Class Description	Amount per Share	Number of Shares	Franked Amount	Unfranked Amount	Gross Payment
FULLY PAID ORDINARY	\$1.60	300	\$480.00	\$0.00	\$480.00
				<b>Net Payment</b>	<b>\$480.00</b>
				Franking Credit	\$205.71

**Note 1:** You should retain this statement to assist you in preparing your tax return.

**Note 2:** If you require your payment to be re-issued, you may be charged an administrative fee which will be deducted from your payment.

**Your Payment Instruction**

SUNCORP BANK LTD  
BSB: 484-799 Account number: XXXXXXXX07

**Amount Deposited**

**AUD\$480.00**











12-1

# Payment Advice



## Commonwealth Bank

All Registry communications to:  
Commonwealth Bank of Australia  
Locked Bag A14, Sydney South, NSW, 1235  
Telephone: 1800 022 440  
ASX Code: **CBAPI**  
Email: [cba@linkmarketservices.com.au](mailto:cba@linkmarketservices.com.au)  
Website: [www.linkmarketservices.com.au](http://www.linkmarketservices.com.au)

### COMMONWEALTH BANK OF AUSTRALIA ABN: 48 123 123 124

MR DAVID JAMES RANDELL & MRS TRACY LEE RANDELL  
<RANDELL SUPER FUND A/C>  
8 ST TROPEZ TERRACE  
BUNDALL QLD  
4217

### DISTRIBUTION STATEMENT

Reference No.: X\*\*\*\*\*6460  
Payment Date: 16 March 2020  
Record Date: 06 March 2020

Security Description	Rate per Unit	Participating Units	Distribution Amount	Unfranked Amount	Franked Amount	Total Payment	Franking Credit
CBAPI - PERLS XII	\$0.9188	500	\$459.40	\$0.00	\$459.40	\$459.40	\$196.89
			Less Withholding Tax			\$0.00	
			<b>Net Amount</b>			AUD 459.40	
			Represented By:				
			Direct Credit amount			AUD 459.40	

### BANKING INSTRUCTIONS

The amount of AUD 459.40 was deposited to the bank account detailed below:

METWAY (SUNCORP-METWAY)

DAVID & TRACY RANDELL ATF RANDEL  
BSB: 484-799 ACC: \*\*\*\*\*7907

DIRECT CREDIT REFERENCE NO.: 1240313845

### FRANKING INFORMATION

Franking Percentage 100%  
Company Tax Rate 30%

**Note: You may require this statement for taxation purposes. All investors should seek independent advice relevant to their own particular circumstances.**

Please ensure your details are current by viewing and updating via the online service centre.

13-1

### Activity

Dividends & Payments

Transactions

Filter by account

Export to PDF

BHP GROUP LIMITED, Mr David James Randell + Mrs Tracy Lee Randell X\*\*\*\*\*6460

Filter by dates

FINANCIAL PERIOD	DATE RANGE
------------------	------------

Financial year

All

▼ BHP GROUP LIMITED

Mr David James Randell + Mrs Tracy Lee Randell <RANDELL SUPER FUND>  
X\*\*\*\*\*6460

Total Income for 2020  
\$622.51

Payment Date	Net	Type	Status	Action
22/09/2020	\$622.51	Dividend Direct Credit	Paid	View Details

last year

**RANDELL SUPER FUND  
LUMP SUM/RBS ROLLIN POSTING REPORT AT 5 NOVEMBER 2019**

**Member Details**

Member Name                      Randell, David James  
 Rollin Date                        05/11/2019

Benefit Payment Data	Preserved	Res Non Pres	Unres Non Pres
Tax Free	134.49		
Taxable	2,185.37		
- taxed element			
- untaxed element			
KiwiSaver Tax Free			
<b>Total</b>			<b>2,319.86</b>

**Journal Entry \***

This Journal Entry assumes the consideration received has been posted to the Lump Sum Clearing Account (A/c: 492)

Account Description	Account	Debit	Credit
Lump Sum Clearing Account	492	2,319.86	
Pres/Taxable	285/001		2,185.37
Pres/Tax Free	286/001		134.49

14.1



THE RANDELL SUPERANNUATION FUND  
PO BOX 806  
OXENFORD QLD 4210

Our reference: 7113193016494  
Phone: 13 10 20

4 November 2019

## Rollover benefits statement for unclaimed superannuation money

Dear Sir/Madam

The following member has nominated to rollover their unclaimed superannuation money held by the Australian Taxation Office.

If you're unable to accept this rollover superannuation benefit payment you will need to complete a *Superannuation payment variation advice* form and return it with the payment on or before 4 December 2019. You will need to include the contributions reference number for that member.

To obtain the payment reference number or to request more information about making a payment, phone **1800 815 886**.

Where any amount is not repaid by the due date, a general interest charge accrues on the outstanding balance until the entire amount has been paid. Interest is calculated on a daily compounding basis and is currently imposed at a rate of 7.98% per annum.

You can claim a general interest charge as a tax deduction in the same financial year that it accrues against your account.

### For more information

If you have any questions, you can:

- visit our website at [www.ato.gov.au](http://www.ato.gov.au)
- phone **13 10 20** between 8.00am and 6.00pm, Monday to Friday
- email us at [supercrt@ato.gov.au](mailto:supercrt@ato.gov.au)

Be aware that sending emails has the risk of potential compromise of personal information, as their transmission is along a public medium. Phoning is the more secure option. If you do call, please quote the organisation's tax file number or Australian business number and 'Our reference' from the top of this letter.

Yours faithfully

Chris Jordan  
Commissioner of Taxation

POSTED

Our reference: 7113193016494  
 Phone: 13 10 20  
 ABN: 16 153 530 607

THE RANDELL SUPERANNUATION FUND  
 PO BOX 806  
 OXFENFORD QLD 4210

**Rollover benefits statement for unclaimed superannuation**

**Our details**

Name: Australian Taxation Office  
 ABN: 51 824 753 556

Member's details	Rollover payment details
Original contribution reference number: 7024818184757	Member account number: 2
Service period start date: 28 July 1996	Member client identifier:
TFN: 146 315 542	Unique superannuation identifier: not provided
Name: MR DAVID J RANDELL	Tax free component: \$134.49
Address: 8 ST TROPEZ TCE BUNDALL QLD 4217	Taxable component:
	Taxed element: \$2,185.37
	Untaxed element: \$0.00
Date of birth: 22 May 1968	Preserved amount: \$2,319.86
Sex: Male	

Chris Jordan  
 Commissioner of Taxation

POSTED

2 of 2  
 14.3



**RANDELL SUPER FUND**  
**GENERAL LEDGER FOR THE PERIOD 01/07/2019 TO 30/06/2020**  
**FROM ACCOUNT 285/002 TO 286/002 - ENTRIES: ALL**

15.1

Printed: Monday 29 March, 2021 @ 12:41:53

Date	Ref	Type	Units	Debits \$	Credits \$	Balance \$
<b><u>285</u>      <u>Transfers In - Preserved/Taxable</u></b>						
<b><u>285/002</u>      <u>Randell, Tracy Lee</u></b>						
02/09/2019	502285	Journal - Cash			973.91 15.5	(973.91)
Narration: Lump Sum Rollin - Taxable - Preserved						
02/09/2019	502285	Journal - Cash			289.31 15.6	(1,263.22)
Narration: Lump Sum Rollin - Taxable - Preserved						
<b><u>286</u>      <u>Transfers In - Preserved/Tax Free</u></b>						
<b><u>286/001</u>      <u>Randell, David James</u></b>						
05/11/2019	501286	Journal - Cash			134.49	(134.49)
Narration: Lump Sum Rollin - Tax Free - Preserved						
<b><u>286/002</u>      <u>Randell, Tracy Lee</u></b>						
02/09/2019	502286	Journal - Cash			318.51 15.5	(318.51)
Narration: Lump Sum Rollin - Tax Free - Preserved						
02/09/2019	502286	Journal - Cash			34.89 15.6	(353.40)
Narration: Lump Sum Rollin - Tax Free - Preserved						
Total Debits:						
Total Credits:					<b>\$1,751.11</b>	
Current Year Profit/(Loss):						N/A

**RANDELL SUPER FUND  
LUMP SUM/RBS ROLLIN POSTING REPORT AT 2 SEPTEMBER 2019**

**Member Details**

Member Name           Randell, Tracy Lee  
Rollin Date            02/09/2019

Benefit Payment Data	Preserved	Res Non Pres	Unres Non Pres
Tax Free	318.51		
Taxable       - taxed element	973.91		
- untaxed element			
KiwiSaver Tax Free			
<b>Total</b>			<b>1,292.42</b>

**Journal Entry \***

This Journal Entry assumes the consideration received has been posted to the Lump Sum Clearing Account (A/c: 492)

Account Description	Account	Debit	Credit
Lump Sum Clearing Account	492	1,292.42	
Pres/Taxable	285/002		973.91
Pres/Tax Free	286/002		318.51

15.2

**RANDELL SUPER FUND  
LUMP SUM/RBS ROLLIN POSTING REPORT AT 2 SEPTEMBER 2019**

**Member Details**

Member Name           Randell, Tracy Lee  
Rollin Date            02/09/2019

Benefit Payment Data	Preserved	Res Non Pres	Unres Non Pres
Tax Free	34.89		
Taxable    - taxed element	289.31		
- untaxed element			
KiwiSaver Tax Free			
<b>Total</b>			<b>324.20</b>

**Journal Entry \***

This Journal Entry assumes the consideration received has been posted to the Lump Sum Clearing Account (A/c: 492)

Account Description	Account	Debit	Credit
Lump Sum Clearing Account	492	324.20	
Pres/Taxable	285/002		289.31
Pres/Tax Free	286/002		34.89

15.3

154



Australian Government  
Australian Taxation Office



041

THE RANDELL SUPERANNUATION FUND  
PO BOX 806  
OXENFORD QLD 4210

Our reference: 7112210967624  
Phone: 13 10 20

30 August 2019

\$1616.62

### Rollover benefits statement for unclaimed superannuation money

Dear Sir/Madam

The following members have nominated to rollover their unclaimed superannuation money held by the Australian Taxation Office.

If you're unable to accept this rollover superannuation benefit payment you will need to complete a *Superannuation payment variation advice* form and return it with the payment on or before 1 October 2019. You will need to include the contributions reference number for that member.

To obtain the payment reference number or to request more information about making a payment, phone **1800 815 886**.

Where any amount is not repaid by the due date, a general interest charge accrues on the outstanding balance until the entire amount has been paid. Interest is calculated on a daily compounding basis and is currently imposed at a rate of 8.54% per annum.

You can claim a general interest charge as a tax deduction in the same financial year that it accrues against your account.

#### For more information

If you have any questions, you can:

- visit our website at [www.ato.gov.au](http://www.ato.gov.au)
- phone **13 10 20** between 8.00am and 6.00pm, Monday to Friday
- email us at [supercrt@ato.gov.au](mailto:supercrt@ato.gov.au)

Be aware that sending emails has the risk of potential compromise of personal information, as their transmission is along a public medium. Phoning is the more secure option. If you do call, please quote the organisation's tax file number or Australian business number and 'Our reference' from the top of this letter.

Yours faithfully

Chris Jordan  
Commissioner of Taxation

POSTED



Our reference: 7112210967624  
 Phone: 13 10 20  
 ABN: 16 153 530 607

THE RANDELL SUPERANNUATION FUND  
 PO BOX 806  
 OXFENFORD QLD 4210

**Rollover benefits statement for unclaimed superannuation**

**Our details**

Name: Australian Taxation Office  
 ABN: 51 824 753 556

<b>Member's details</b>		<b>Rollover payment details</b>	
Original contribution reference number:	7024608616673	Member account number:	1
Service period start date:	1 November 1991	Member client identifier:	
TFN:	154 097 246	Unique superannuation identifier:	not provided
Name:	MRS TRACY L RANDELL	Tax free component:	\$318.51
Address:	8 ST TROPEZ TCE BUNDALL QLD 4217	Taxable component:	
Date of birth:	8 May 1969	Taxed element	\$973.91
Sex:	Female	Untaxed element	\$0.00
		Preserved amount:	\$1,292.42

POSTED

15.5



Our reference: 7112210967624  
 Phone: 13 10 20  
 ABN: 16 153 530 607

THE RANDELL SUPERANNUATION FUND  
 PO BOX 806  
 OXFENFORD QLD 4210

**Rollover benefits statement for unclaimed superannuation**

**Our details**

Name: Australian Taxation Office  
 ABN: 51 824 753 556

**Member's details**

Original contribution reference number: 7024608616694  
 Service period start date: 20 October 1997  
 TFN: 154 097 246  
 Name: MRS TRACY L RANDELL  
 Address: 8 ST TROPEZ TCE  
 BUNDALL QLD 4217  
 Date of birth: 8 May 1969  
 Sex: Female

**Rollover payment details**

Member account number:	1
Member client identifier:	
Unique superannuation identifier:	not provided
Tax free component:	\$34.89
Taxable component:	
Taxed element	\$289.31
Untaxed element	\$0.00
Preserved amount	\$324.20

Chris Jordan  
 Commissioner of Taxation

POSTED

15:6



Simmons Livingstone & Associates

16.1  
A.B.N. 45 163 871 958

PO Box 806, Oxenford 4210 Queensland

Tele 07 5561 8800 | Fax 07 5561 8700

simmonslivingstone.com.au

David & Tracy Randell  
Randell Super Fund  
8 St Tropez Terrace  
BUNDALL QLD 4217

**Tax Invoice**  
**019867**

Ref: RANDDS1  
24 March, 2020

Description	Amount
<p>Preparation of Financial Statements for the fund for the year ended 30th June 2019 including the following:-</p> <ul style="list-style-type: none"><li>- Operating Statement, Statement of Financial Position &amp; Notes to the Financial Statements</li><li>- Trustee's declaration</li><li>- Preparation and lodgement of income tax and regulatory return</li><li>- Calculation of tax estimate</li><li>- Memorandum of Resolutions</li><li>- Calculations in relation to changes in market value of investments</li><li>- Calculations of capital gains/losses in relation to disposal of investments</li><li>- Preparation of Member's Statements</li><li>- Processing Superstream registration including payment of disbursement to AUSPOSTSMSF</li><li>- Preparation of records in accordance with the auditor's requirements including payment of disbursement to SMSF Audits.</li></ul>	<p>2,900.00</p>

16-2

Description	Amount
<p style="text-align: right; margin-right: 50px;">           Acc 2860            Audit 330  <hr style="width: 100px; margin-left: auto; margin-right: 0;"/>           3190         </p>	

<b>Please note that this invoice is now due.</b>	<b>GST: \$</b>	2,900.00
	<b>Amount Due: \$</b>	<b>3,190.00</b>

The firm reserves the right to charge interest of 11.5% compounding daily on outstanding amounts. The firm reserves the right to refer the outstanding invoices to a debt collection agency or legal practitioner, at a cost to the client. Such costs may include commission, administration fees, legal costs and interest as charged by the debt collection agency or legal practitioner.

<input type="checkbox"/> <b>Direct Deposit (EFT)</b> Account Name Simmons Livingstone & Associates BSB: 064 445 Account: 1052 7520	Ref: RANDDS1 Invoice: 019867 24 March, 2020 <b>Amount Due: \$ 3,190.00</b>
<input type="checkbox"/> <b>Credit Card</b> (Please indicate type) <input type="checkbox"/> Mastercard <input type="checkbox"/> Visa	Card CCV
Card Number: <input type="text"/> <input type="text"/> <input type="text"/> <input type="text"/> <input type="text"/> <input type="text"/> <input type="text"/> <input type="text"/> <input type="text"/> <input type="text"/> <input type="text"/> <input type="text"/> <input type="text"/> <input type="text"/> <input type="text"/>	
Cardholder ..... Signature ..... Expiry ...../.....	



16.3

# SMSF AUDITS

PO BOX 2182  
MILTON QLD 4064

ABN: 71 157 191 962

Ph: (07) 3368 2794  
Fx: (07) 3367 3208

## TAX INVOICE

Please note our new bank account details.

To: **Randell Super Fund**  
c/- **Simmons Livingstone & Associates**  
PO Box 806  
OXENFORD QLD 4210

Invoice No: 179235  
Date: 23/03/20  
Our Ref: 179235

Description	Professional Services Rendered	Amount
Review and Audit of Financial Statements for <b>Randell Super Fund</b> for the period ended 30 June 2019		

Inclusive of:

- Preparation of audit report
- Trustees letter
- Review for SIS Act compliance

*WITH ALL DUE CARE & ATTENTION*

<b>OUR FEE DUE &amp; PAYABLE</b>	<b>500.00</b>
<b>GST</b>	<b>50.00</b>
<b>O. &amp; O.E.</b>	

\*\* \$220 discount fee will be applicable if total amount is paid within 14 days \*\*

The Amount Due includes GST

**Amount** **\$ 550.00 - 220**

**PLEASE USE INVOICE NUMBER AS REFERENCE FOR DIRECT PAYMENTS**

**INVOICE 179235**

**PAYMENT TERMS: Payment within fourteen days**

**Cash/Cheque/Bankcard/Mastercard/Visa**

**Direct Cr facility: Commonwealth Bank, BSB - 064121 A/C No - 10306474**

Cardholder's Name: .....

Cardholder's Signature: .....

Amount: \$ 561.00  
(incl. of 2% charge)

Card Number: \_\_\_\_\_ Expiry Date: \_\_\_/\_\_\_/\_\_\_

Credit Card Payments are accepted by Phone, Fax or Post

**\*\* \$220 discount fee will be applicable if total amount is paid within 14 days \*\***

*Invoices must be disputed within 14 days*

\$ 330