

ROUSSOS MCJ SF

Statement of Financial Position

As At 30 Jun 2023

	As at 30 Jun 2022	Quantity	As at 30 Jun 2023	Quantity
	Balance		Balance	
Assets				
Investments				
Shares in Listed Companies				
Insignia Financial Ltd	\$ 12,105.00	4,500	\$ 12,690.00	4,500
National Australia Bank Limited	\$ 43,824.00	1,600	\$ 42,192.00	1,600
Origin Energy Limited	\$ 69,906.00	12,200	\$ 102,602.00	12,200
Rio Tinto Limited	\$ 20,540.00	200	\$ 22,938.00	200
Westpac Banking Corporation	\$ 31,200.00	1,600	\$ 34,144.00	1,600
Total Shares in Listed Companies	\$ 177,575.00		\$ 214,566.00	
Stapled Securities				
Lendlease Group - Fully Paid Ordinary/Units Stapled Securities	\$ 23,250.00	3,000	\$ 23,250.00	3,000
Total Stapled Securities	\$ 27,330.00		\$ 23,250.00	
Units In Listed Unit Trusts				
Vanguard Australian Shares Index ETF - Vanguard Australian Shares Index ETF	\$ 54,042.00	600	\$ 54,042.00	600
Total Units In Listed Unit Trusts	\$ 50,250.00		\$ 54,042.00	
Total Investments	\$ 255,155.00		\$ 291,858.00	
Other Assets				
Cash At Bank				
St. George Cash Account #8347	\$ 5,525.82		\$ 23,942.55	
Total Cash At Bank	\$ 5,525.82		\$ 23,942.55	
Receivables				
Investment Income Receivable				
Distributions				
Stapled Securities				
Lendlease Group - Fully Paid Ordinary/Units Stapled Securities	\$ 204.12		\$ 204.12	
Total Stapled Securities	\$ 158.87		\$ 204.12	
Units In Listed Unit Trusts				
Vanguard Australian Shares Index ETF - Vanguard Australian Shares Index ETF	\$ 533.42		\$ 533.42	
Total Units In Listed Unit Trusts	\$ 1,295.72		\$ 533.42	
Total Distributions	\$ 1,454.59		\$ 737.54	
Total Investment Income Receivable	\$ 1,454.59		\$ 737.54	
Total Receivables	\$ 1,454.59		\$ 737.54	
Current Tax Assets				
Provision for Income Tax	\$ -6,454.65		\$ -4,191.30	
Franking Credits				
Shares in Listed Companies				
Insignia Financial Ltd	\$ 449.36		\$ 328.82	
National Australia Bank Limited	\$ 870.86		\$ 1,035.43	
Origin Energy Limited	\$ 0.00		\$ 1,509.75	
Rio Tinto Limited	\$ 1,219.63		\$ 608.74	
Westpac Banking Corporation	\$ 829.72		\$ 918.86	
Total Shares in Listed Companies	\$ 3,369.57		\$ 4,401.60	
Stapled Securities				
Lendlease Group - Fully Paid Ordinary/Units Stapled Securities	\$ 55.01		\$ 55.01	
Total Stapled Securities	\$ 0.00		\$ 55.01	
Units In Listed Unit Trusts				
Vanguard Australian Shares Index ETF - Vanguard Australian Shares Index ETF	\$ 827.89		\$ 827.89	
Total Units In Listed Unit Trusts	\$ 1,044.22		\$ 827.89	
Total Franking Credits	\$ 4,413.79		\$ 5,284.50	
Foreign Tax Credits				

Stapled Securities			
Lendlease Group - Fully Paid Ordinary/Units	7.22	Stapled Securities	\$ 10.36
Total Stapled Securities	\$ 7.22		\$ 10.36
Units In Listed Unit Trusts			
Vanguard Australian Shares Index ETF - Vanguard Australian Shares Index ETF	3.16		\$ 2.67
Total Units In Listed Unit Trusts	\$ 3.16		\$ 2.67
Total Foreign Tax Credits	\$ 10.38		\$ 13.03
Excessive Foreign Tax Credit Write-off	0.00		\$ -11.48
Income Tax Instalments Paid	\$ 3,177.00		\$ 2,070.00
Total Current Tax Assets	\$ 1,146.52		\$ 3,164.75
Total Other Assets	\$ 8,126.93		\$ 27,844.84
Total Assets	\$ 263,281.93		\$ 319,702.84

Liabilities**Other Taxes Payable**

Activity Statement Payable/Refundable	1,059.00		\$ 517.00
Total Other Taxes Payable	\$ 1,059.00		\$ 517.00
Total Liabilities	\$ 1,059.00		\$ 517.00

Net Assets

Total Net Assets	\$ 262,222.93		\$ 319,185.84
------------------	---------------	--	---------------

Member Entitlements**Member Entitlement Accounts**

Mr Michel Claude Jean Roussos			
Accumulation	\$ 21,071.39		\$ 51,019.04
Pension Account 1	\$ 241,151.54		\$ 268,166.80
Total Mr Michel Claude Jean Roussos	\$ 262,222.93		\$ 319,185.84
Total Member Entitlement Accounts	\$ 262,222.93		\$ 319,185.84
Total Member Entitlements	\$ 262,222.93		\$ 319,185.84

ROUSSOS MCJ SF

Operating Statement

From 1 Jul 2022 to 30 Jun 2023

	1 Jul 2021 to 30 Jun 2022	1 Jul 2022 to 30 Jun 2023
Income		
Member Receipts		
Contributions		
Member		
Personal Concessional		
Mr Michel Claude Jean Roussos	\$ 27,500.00	\$ 27,500.00
Total Personal Concessional	\$ 27,500.00	\$ 27,500.00
Total Member	\$ 27,500.00	\$ 27,500.00
Total Contributions	\$ 27,500.00	\$ 27,500.00
Total Member Receipts	\$ 27,500.00	\$ 27,500.00
Investment Gains		
Increase in Market Value		
Shares in Listed Companies		
Insignia Financial Ltd	\$ -7,491.54	\$ 585.00
National Australia Bank Limited	\$ 1,872.00	\$ -1,632.00
Origin Energy Limited	\$ 12,654.31	\$ 32,696.00
Rio Tinto Limited	\$ -4,992.64	\$ 2,398.00
Westpac Banking Corporation	\$ -10,096.00	\$ 2,944.00
Total Shares in Listed Companies	\$ -8,053.87	\$ 36,991.00
Stapled Securities		
Lendlease Group - Fully Paid Ordinary/Units Stapled Securities	\$ -7,050.00	\$ -4,080.00
Total Stapled Securities	\$ -7,050.00	\$ -4,080.00
Units In Listed Unit Trusts		
Vanguard Australian Shares Index ETF - Vanguard Australian Shares Index ETF	\$ -6,629.90	\$ 3,792.00
Total Units In Listed Unit Trusts	\$ -6,629.90	\$ 3,792.00
Total Increase in Market Value	\$ -21,733.77	\$ 36,703.00
Total Investment Gains	\$ -21,733.77	\$ 36,703.00
Investment Income		
Distributions		
Stapled Securities		
Lendlease Group - Fully Paid Ordinary/Units Stapled Securities	\$ 316.76	\$ 361.48
Total Stapled Securities	\$ 316.76	\$ 361.48
Units In Listed Unit Trusts		
Vanguard Australian Shares Index ETF - Vanguard Australian Shares Index ETF	\$ 4,802.96	\$ 3,030.36
Total Units In Listed Unit Trusts	\$ 4,802.96	\$ 3,030.36
Total Distributions	\$ 5,119.72	\$ 3,391.84
Dividends		
Shares in Listed Companies		
Insignia Financial Ltd	\$ 1,497.86	\$ 1,332.32
National Australia Bank Limited	\$ 2,902.86	\$ 3,451.43
Origin Energy Limited	\$ 2,000.00	\$ 5,535.75
Rio Tinto Limited	\$ 4,065.43	\$ 2,029.12
Westpac Banking Corporation	\$ 2,765.72	\$ 3,062.86
Total Shares in Listed Companies	\$ 13,231.87	\$ 15,411.48
Stapled Securities		
Lendlease Group - Fully Paid Ordinary/Units Stapled Securities	\$ 238.23	\$ 226.14
Total Stapled Securities	\$ 238.23	\$ 226.14
Total Dividends	\$ 13,470.10	\$ 15,637.62
Interest		
Cash At Bank		
St. George Cash Account #8347	\$ 0.74	\$ 149.23

Total Cash At Bank	\$	0.74	\$	149.23
Total Interest	\$	0.74	\$	149.23
Total Investment Income	\$	18,590.56	\$	19,178.69
Total Income	\$	24,356.79	\$	83,381.69

Expenses**Member Payments**

Pensions Paid

Mr Michel Claude Jean Roussos

Pension Account 1

\$ 5,050.00 \$ 19,500.00

Total Mr Michel Claude Jean Roussos

\$ 5,050.00 \$ 19,500.00

Total Pensions Paid

\$ 5,050.00 \$ 19,500.00

Total Member Payments

\$ 5,050.00 \$ 19,500.00

Other Expenses

Accountancy Fee

\$ 1,523.00 \$ 1,823.00

Auditor Fee

\$ 575.00 \$ 575.00

Regulatory Fees

\$ 56.00 \$ 59.00

SMSF Supervisory Levy

\$ 518.00 \$ 259.00

Total Other Expenses

\$ 2,672.00 \$ 2,716.00

Total Expenses

\$ 7,722.00 \$ 22,216.00

Income Tax**Income Tax Expense**

Income Tax Expense

\$ 6,454.65 \$ 4,191.30

Excessive Foreign Tax Credit Writeoff Expense

\$ 0.00 \$ 11.48

Total Income Tax Expense

\$ 6,454.65 \$ 4,202.78

Total Income Tax

\$ 6,454.65 \$ 4,202.78

Net Profit (Loss) Total

\$ 10,180.14 \$ 56,962.91

Level 2/11 York Street
Sydney NSW 2000

GPO Box 5311
Sydney NSW 2001

limeactuarial.com.au
certificates@limeactuarial.com.au
1300 546 300
02 8096 5901

18 September 2023

Certificate No. 310704.1

The Trustees
ROUSSOS MCJ SUPERANNUATION FUND

Dear Trustees,

SECTION 295-390 ACTUARIAL CERTIFICATE

This Actuarial Certificate is prepared for ROUSSOS MCJ SUPERANNUATION FUND for the financial year ending 30 June 2023. It complies with The Institute of Actuaries of Australia Professional Standard 406.

Information I have relied upon

This Actuarial Certificate relies upon information provided to us by Ocean View Solutions Pty Ltd on behalf of the Trustees of ROUSSOS MCJ SUPERANNUATION FUND. The key information I have relied upon is shown in Appendix 1.

You have stated that:

- Any assets segregated by election (using separate asset pools) have been removed from the data entered.
- The Fund has met the Minimum Pension Standards. That is, the required minimum amount has been withdrawn from the pension during the financial year.
- The types of pensions in the Fund include Allocated Pensions, Market-linked pensions, Term allocated pensions and Account based pensions. They do not include Defined Benefits pensions.
- The pensions valued meet the requirements to be considered Retirement Superannuation Income Streams under the Income Tax Assessment Act 1997.

My calculations have been based on draft financial statements. If any information provided, as shown in Appendix 1, changes materially then you should revise that information and obtain an updated Actuarial Certificate. If you don't have login details then you can contact Lime Actuarial to obtain your login details. There is no charge for updating your Actuarial Certificate.

Exempt proportion

The fund had unsegregated assets during these periods:

- 1 July 2022 to 30 June 2023

For the remainder of the year (if applicable), all assets were segregated. During the period where there were unsegregated assets, the exempt proportion of assessable income is calculated as follows:

	Start of year	End of year	Average
Unsegregated Retirement Income Stream Liabilities	\$241,152	\$268,167*	\$233,806
Unsegregated Superannuation liabilities	\$262,223	\$316,809*	\$265,377
Exempt Proportion			88.10%

*Estimate

The estimated net assets at 30 June 2023 were \$316,809.

The average liabilities are calculated with regard to all transactions taking place during the period in which there were unsegregated assets.

I certify that **88.10%** of investment income earned by the fund during the year ended 30 June 2023 and relating to unsegregated assets, is exempt from tax. The specific exempt percentages for each member are:

	Tax exempt %	Taxable %
Michel Claude Jean Roussos	88.10%	11.90%
Reserves	0.00%	0.00%
Total	88.10%	11.90%

Adequacy

By definition, the value of assets and liabilities of account based income streams must be equal. Therefore I am satisfied that the value of assets at 30 June 2023 is sufficient to meet the fund's liabilities as they fall due.

Yours sincerely,



Greg Einfeld MEc, MBA
Fellow of the Institute of Actuaries of Australia

APPENDIX 1: INFORMATION YOU HAVE PROVIDED

Fund details

Fund name	ROUSSOS MCJ SUPERANNUATION FUND
Fund ABN	80907381975
Trustee Type	Corporate
Trustee name	ROUSSOS MCJ PTY LTD
Financial Year	2022-2023
Fund established during the financial year?	No
Fund wound up during the financial year?	No
Are there any assets segregated by election?	No

Member details

Member name	Date of birth	Joined during this year?	Exited the fund?	Exit the fund as a result of death?
Michel Claude Jean Roussos	15/04/1957	No	No	No

Opening Balances

Name	Non Retirement Balance	Retirement Balance	Fund Reserves
Michel Claude Jean Roussos	\$21,071.39	\$241,151.54	N/A
Reserve	N/A	N/A	\$0.00

Eligibility for Segregation

Name	Yes / No
The fund is eligible for segregation	Yes

Member Cash (External) Transactions

Transaction Type	Date	Amount	Member
Concessional Contribution	08/12/2022	\$5,000.00	Michel Claude Jean Roussos
Retirement Withdrawal	08/12/2022	\$5,000.00	Michel Claude Jean Roussos
Retirement Withdrawal	12/12/2022	\$2,500.00	Michel Claude Jean Roussos
Concessional Contribution	10/01/2023	\$8,000.00	Michel Claude Jean Roussos
Concessional Contribution	06/02/2023	\$14,500.00	Michel Claude Jean Roussos
Retirement Withdrawal	02/03/2023	\$3,000.00	Michel Claude Jean Roussos
Retirement Withdrawal	02/03/2023	\$2,000.00	Michel Claude Jean Roussos
Retirement Withdrawal	24/03/2023	\$2,000.00	Michel Claude Jean Roussos
Retirement Withdrawal	05/04/2023	\$2,000.00	Michel Claude Jean Roussos
Retirement Withdrawal	17/04/2023	\$2,000.00	Michel Claude Jean Roussos
Retirement Withdrawal	19/04/2023	\$1,000.00	Michel Claude Jean Roussos

Non Cash (Internal) Transactions

Transaction Type	Date	Member	Amount
No non cash (Internal) transactions found.			

Closing Balances

Date	Amount
30/6/2023	\$316,808.87*

*Estimate

APPENDIX 2:**Description of Member Cash Transaction Types**

Transaction Type	Includes
Concessional Contribution	One off and regular Concessional contributions
Non-Concessional Contribution	Non-Concessional Contributions
Transfer In	Transfers from outside the fund into accumulation accounts including Rollovers In and Insurance claims received.
Non Retirement Withdrawal	One off and regular amounts paid out of the fund from TTR accounts where the member has not met a condition of release and from accumulation accounts. Includes lump sum benefits, death benefits, rollovers out, insurance premiums, and pension drawdowns from TTR accounts where the member has not met a condition of release.
Retirement Withdrawal	One off and regular amounts paid out of the fund from TTR accounts where the member has met a condition of release and from Account Based Pension accounts. Includes pension drawdowns, lump sum benefits, death benefits, rollovers out, insurance premiums.

Description of Non-Cash Transaction Types

Transaction Type	Includes
Account Based Pension Commencements	Account Based Pensions commenced during the financial year. Do not include pensions commenced in previous years, these are shown as opening balances. Do not include TTR Pensions. An Account Based Pension commencement involves transferring member balances from Accumulation to Account Based Pension.
Retirement Pension Commutation	Retirement Pensions ceased either in part or in entirety, where balances are transferred from Retirement (TTR pension where a condition of release has been met, and Account Based Pension) to Accumulation.
Retirement Pension Reversion	Transfers of a retirement pension balance from a deceased member to a surviving spouse.
Conversions from TTR to Retirement Pension	Conversion of a TTR to a Retirement Pension when a member meets a condition of release.
Contribution Split	Contributions which are split from one spouse to another. The amount split will be up to 85% of the original concessional contribution. Note that the original concessional contribution will also be shown on this form if it took place in the same year.
Transfers from Reserves to Non Retirement	Transfer from reserve account to a member Accumulation account or TTR pension.
Transfers from Reserves to Retirement	Transfer from reserve account to a member TTR pension where a condition of release has been met or Account Based Pension.

APPENDIX 3: ASSUMPTIONS

I have assumed that all transactions occur before investment income is earned each day

No assumptions are required to calculate the rate of increase in pension liability and earning rate as by definition, the value of assets and liabilities of account based income streams must be equal.



Directshares

ROUSSOS MCJ PTY LTD <ROUSSOS MCJ SUPER FUND A/C>
UNIT 11 6-10 BEACONSFIELD PARADE
LINDFIELD NSW 2070
AUSTRALIA

Holdings

At close of business: 30/06/2023

Trading Account Number: 576660

Code	Company Name	Closing Price	FX Rate	Quantity	Value
IFL	INSIGNIA FINANCIAL LTD	2.820		4,500	12,690.000
LLC	LENLEASE GROUP	7.750		3,000	23,250.000
NAB	NATIONAL AUSTRALIA BANK LIMITED	26.370		1,600	42,192.000
ORG	ORIGIN ENERGY LIMITED	8.410		12,200	102,602.000
RIO	RIO TINTO LIMITED	114.690		200	22,938.000
VAS	VANGUARD AUSTRALIAN SHARES INDEX ETF	90.070		600	54,042.000
WBC	WESTPAC BANKING CORPORATION	21.340		1,600	34,144.000
Total					291,858.000

While every effort has been made to provide you with an accurate transaction summary, we give no warranty of accuracy or reliability and take no responsibility for any errors or omissions including by negligence. You should confirm the information, holdings and valuations contained herein. All prices and values are denominated in AUD unless otherwise indicated. The Directshares service is provided by CMC Markets Stockbroking Limited (ABN 69 081 002 851, AFSL 246381), a Participant of the ASX Group (CMC Markets Stockbroking), SSX (Sydney Stock Exchange) and Cboe (Cboe Australia) at the request of St.George Bank (St.George), a division of Westpac Banking Corporation ABN 33 007 457 141, AFSL 233714.

Page 3 of 6

Generated : 12/07/2023 12:11 AM

Investment Cash Account

BSB 112-879 Acc 416 338 347

 \$23,942.55
 Available balance:
 \$23,942.55

Page 2 of 2

[Prev12](#) [Next](#)

Date	Description	Category	Debit	Credit	Balance
31/12/2022	Credit Interest	Deposits		\$7.40	\$8,854.92
20/12/2022	Wbc Dividend 001286365449 (13)	Investments & Interest		\$1,024.00	\$8,847.52
14/12/2022	Nab Final Div Dv232/00713273 (12)	Investments & Interest		\$1,248.00	\$7,823.52
12/12/2022	Internet Withdrawal 12Dec11:10 Pension (1)	Withdrawals & Transfers	\$2,500.00		\$6,575.52
08/12/2022	Internet Withdrawal 08Dec10:39 Pension (1)	Withdrawals & Transfers	\$5,000.00		\$9,075.52
08/12/2022	Internet Deposit 08Dec10:38 Concessional (1)	Deposits		\$5,000.00	\$14,075.52
05/12/2022	Tfr Wdl BPAY Internet 05Dec14:45 4809073819757460 Tax Office Payments (11)	Bills & Payments	\$1,080.00		\$9,075.52
30/11/2022	Credit Interest	Deposits		\$8.34	\$10,155.52
31/10/2022	Credit Interest	Deposits		\$8.88	\$10,147.18
20/10/2022	Internet Withdrawal 20Oct17:33 Invoice Inv-9587 (10)	Withdrawals & Transfers	\$2,200.00		\$10,138.30
20/10/2022	Ato Ato001100016852350 (9)	Government payments		\$887.52	\$12,338.30
18/10/2022	Vas Payment Oct22/00894343 (8)	Investments & Interest		\$870.35	\$11,450.78
30/09/2022	Credit Interest	Deposits		\$5.18	\$10,580.43
30/09/2022	Origin Energy S00122472191 (7)	Investments & Interest		\$2,013.00	\$10,575.25
29/09/2022	Ifi Dividend S00122472191 (6)	Investments & Interest		\$531.00	\$8,562.25
21/09/2022	Rio Tinto Ltd Aui22/00219463 (5)	Investments & Interest		\$767.40	\$8,031.25
21/09/2022	Llc Dist 22Rec/00853382 (4)	Investments & Interest		\$330.00	\$7,263.85
31/08/2022	Credit Interest	Deposits		\$2.80	\$6,933.85
30/07/2022	Credit Interest	Deposits		\$0.51	\$6,931.05
19/07/2022	Tfr Wdl BPAY Internet 19Jul15:58 4809073819757460 Tax Office Payments (3)	Bills & Payments	\$1,059.00		\$6,930.54
18/07/2022	Vas Payment Jul22/00893643 (2)	Investments & Interest		\$1,295.72	\$7,989.54
05/07/2022	Nab Interim Div Dv231/01222866 (1)	Investments & Interest		\$1,168.00	\$6,693.82
	Opening Balance				\$5,525.82

Page 2 of 2

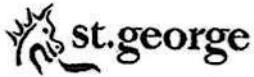
[Prev12](#) [Next](#)

Investment Cash Account

BSB 112-879 Acc 416 338 347

\$23,942.55
Available balance:
\$23,942.55

Date	Description	Category	Debit	Credit	Balance
	Closing Balance				\$23,942.55
30/06/2023	Credit Interest	Deposits		\$18.86	\$23,942.55
27/06/2023	Wbc Dividend 001296267376	Investments & Interest		\$1,120.00	\$23,923.69
31/05/2023	Credit Interest	Deposits		\$19.35	\$22,803.69
29/04/2023	Credit Interest	Deposits		\$19.95	\$22,784.34
20/04/2023	Rio Tinto Ltd Auf22/00212335	Investments & Interest		\$652.98	\$22,764.39
20/04/2023	Vas Payment Apr23/00893386	Investments & Interest		\$346.19	\$22,111.41
19/04/2023	Internet Withdrawal 19Apr16:44 Pension	Withdrawals & Transfers	\$1,000.00		\$21,765.22
17/04/2023	Internet Withdrawal 17Apr14:00 Pension	Withdrawals & Transfers	\$2,000.00		\$22,765.22
11/04/2023	Tfr Wdl BPAY Internet 11Apr21:06 4809073819757460 Tax Office Payments	Bills & Payments	\$473.00		\$24,765.22
11/04/2023	Tfr Wdl BPAY Internet 11Apr21:02 2296491651404 Asic	Bills & Payments	\$59.00		\$25,238.22
11/04/2023	Internet Withdrawal 11Apr21:01 Invoice 9804	Withdrawals & Transfers	\$198.00		\$25,297.22
05/04/2023	Internet Withdrawal 05Apr15:33 Pension	Withdrawals & Transfers	\$2,000.00		\$25,495.22
03/04/2023	III Dividend S00122472191	Investments & Interest		\$472.50	\$27,495.22
31/03/2023	Credit Interest	Deposits		\$23.03	\$27,022.72
24/03/2023	Origin Energy S00122472191	Investments & Interest		\$2,013.00	\$26,999.69
24/03/2023	Internet Withdrawal 24Mar09:04 Pension	Withdrawals & Transfers	\$2,000.00		\$24,986.69
08/03/2023	Lic Dist Int23/00851592	Investments & Interest		\$147.00	\$26,986.69
02/03/2023	Internet Withdrawal 02Mar19:57 Pension	Withdrawals & Transfers	\$2,000.00		\$26,839.69
02/03/2023	Internet Withdrawal 02Mar07:28 Pension	Withdrawals & Transfers	\$3,000.00		\$28,839.69
28/02/2023	Credit Interest	Deposits		\$22.42	\$31,839.69
06/02/2023	Internet Deposit 06Feb12:03 Concessional	Deposits		\$14,500.00	\$31,817.27
31/01/2023	Credit Interest	Deposits		\$12.51	\$17,317.27
18/01/2023	Vas Payment Jan23/00893727	Investments & Interest		\$449.84	\$17,304.76
10/01/2023	Internet Deposit 10Jan18:46 Concessional	Deposits		\$8,000.00	\$16,854.92



Account Details

Investment Cash Account BSB 112-879 Acc 416 338 347		\$23,942.55
Account Type	Investment Cash Account	Available balance: \$23,942.55
Card Authorisations	\$0.00	
Current Interest Rate	1.00% p.a.	
Interest Earned Last Financial Year (01/07/2022 - 30/06/2023)	\$149.23	
Interest Earned To Date (01/07/2023 - to date)	\$0.00	

Pending Transactions

Request Date	Description	Amount
No Pending transactions found		

Transaction History

Date	Description	Category	Debit	Credit	Balance
	Closing Balance				\$23,942.55
30/06/2023	Credit Interest	Deposits		\$18.86	\$23,942.55
27/06/2023	Wbc Dividend 001296267376	Investments & Interest		\$1,120.00	\$23,923.69
	Opening Balance				\$22,803.69

Last 6 Cheques Presented

Date	Cheque Number	Status	Amount
No Cheques found			

* **Note:** This record does not show transactions that have not yet been processed by the Bank. If this record shows an overdrawn, or over the limit amount, payment should be made immediately.
Electronic transactions may appear in a different order after the Bank has completed processing them.



Insignia Financial Ltd
ABN 49 100 103 722

All correspondence and enquiries to:

BoardRoom
 Smart Business Solutions

Boardroom Pty Limited
 ABN 14 003 209 836
 GPO Box 3993
 Sydney NSW 2001

Tel: 1300 552 203 (within Australia)
 Tel: +61 2 8016 2893 (outside Australia)
 Fax: +61 2 9279 0664

www.boardroomlimited.com.au
 insigniafinancial@boardroomlimited.com.au

ROUSSOS MCJ PTY LTD
 <ROUSSOS MCJ SUPER FUND A/C>
 UNIT 11 6-10 BEACONSFIELD PARA
 DE
 LINDFIELD NSW 2070

Reference Number: S00122472191
TFN/ABN Status: Quoted
Subregister: CHESS
Record Date: 08/09/2022
Payment Date: 29/09/2022

2022 Final Dividend

Dear Shareholder

Insignia Financial Ltd has paid a final dividend for the period ended 30 June 2022 totalling 11.8 cents per ordinary share. This total dividend was paid on the number of shares registered in your name and entitled to participate as at the record date 8 September 2022. This payment is 100% franked at the corporate tax rate of 30%.

Security Class: Fully Paid Ordinary Shares

ASX Code: IFL

Number of Shares held at Record Date	Dividend amount per Share	Gross Dividend Payment (AUD)	Withholding Tax ¹ (AUD)	Net Payment (AUD)	Franked Amount (AUD)	Unfranked Amount (AUD)	Franking Credit (AUD)
4,500	11.8 cents	\$531.00	Nil	\$531.00	\$531.00	Nil	\$227.57

1. Withholding tax is deducted from unfranked dividends if your TFN, ABN or Exemption Code has not been recorded or if non-resident withholding tax applies.

To update your TFN, bank account and other details please visit www.investorserve.com.au. Alternatively, please contact Boardroom Pty Limited on 1300 552 203 (or +61 2 8016 2893 if outside Australia) or email insigniafinancial@boardroomlimited.com.au.

Direct Credit Payment Confirmation

Your total net dividend payment has been paid in accordance with your instructions as shown below:

Bank Domicile: AUS
Bank Code: 112-879
Account Number: *****347
Exchange Rate: N/A
Receipt Currency: AUD

Amount Deposited
\$531.00

Please check the above details are correct and that payment has been credited to your account.

Please retain this statement for taxation purposes

S00122472191



Insignia Financial Ltd
ABN 49 100 103 722

All correspondence and enquiries to:

BoardRoom
Smart Business Solutions

Boardroom Pty Limited
ABN 14 003 209 836
GPO Box 3993
Sydney NSW 2001

Tel: 1300 552 203 (within Australia)
Tel: +61 2 8016 2893 (outside Australia)
Fax: +61 2 9279 0664

www.boardroomlimited.com.au
insigniafinancial@boardroomlimited.com.au

ROUSSOS MCJ PTY LTD
<ROUSSOS MCJ SUPER FUND A/C>
UNIT 11 6-10 BEACONSFIELD PARA
DE
LINDFIELD NSW 2070



S00122472191

Dear Shareholder

Keeping in touch online

As an Insignia Financial Ltd (ASX: IFL) shareholder, you can elect to receive your shareholder communications by email.

Opting to receive information electronically will provide you with fast access to the very latest information about Insignia Financial Ltd, whilst also being kinder to the environment.

Advantages of electronic communications include:

- Prompt and secure delivery of documents.
- Ability to access reports and results on the internet when you need them, wherever you are.
- Opportunity to proactively manage your shareholding, including changes to personal details.
- Confirmation of receipt of proxy appointments.
- Reduced consumption of paper and plastic wrapping.
- A saving to the company on print and mail costs.

If you have access to the internet, please consider electing to receive future shareholder correspondence, including the annual report, electronically by ticking the box, entering your email address below and mailing this letter back to us in the reply-paid envelope enclosed. Alternatively, you can email this form to insigniafinancial@boardroomlimited.com.au.

If you already receive some correspondence by email, please consider updating your preferences to receive all shareholder correspondence electronically by completing the information below.

Yes, I would like to receive all of my shareholder communications electronically as permitted by the Corporations Act 2001

Please enter your email address here:

[Empty text box for email address]

If you take no action then you will continue to receive only shareholder communications required to be sent to you by law, via post, to your registered address, or as you have previously nominated.

If you have any questions in relation to your holding or communication preferences, please contact Boardroom Pty Limited on 1300 552 203 (within Australia) or +61 2 8016 2893 (outside Australia) or via email to insigniafinancial@boardroomlimited.com.au.

Yours faithfully,

Bill Linehan
Company Secretary
Insignia Financial Ltd

S00122472191



Insignia Financial Ltd
ABN 49 100 103 722

All correspondence and enquiries to:

BoardRoom
Smart Business Solutions

Boardroom Pty Limited
ABN 14 003 209 836
GPO Box 3993
Sydney NSW 2001

Tel: 1300 552 203 (within Australia)
Tel: +61 2 8016 2893 (outside Australia)
Fax: +61 2 9279 0664
www.boardroomlimited.com.au
Insignia@boardroomlimited.com.au

ROUSSOS MCJ PTY LTD
<ROUSSOS MCJ SUPER FUND A/C>
UNIT 11 6-10 BEACONSFIELD PARA
DE
LINDFIELD NSW 2070

Reference Number: S00122472191
TFN/ABN Status: Quoted
Subregister: CHESS
Record Date: 13/03/2023
Payment Date: 03/04/2023

2023 Interim Ordinary and Special Dividend

Dear Shareholder

Insignia Financial Ltd has paid an interim dividend comprising an ordinary dividend of 9.3 cents per share and a special dividend of 1.2 cents per share respectively for the period ended 31 December 2022 totalling 10.5 cents per ordinary share. This total dividend was paid on the number of shares registered in your name and entitled to participate as at the record date 13 March 2023. This payment is 50% franked at the corporate tax rate of 30%.

Security Class: Fully Paid Ordinary Shares

ASX Code: IFL

Number of Shares held at Record Date	Dividend amount per Share	Gross Dividend Payment (AUD)	Withholding Tax ¹ (AUD)	Net Payment (AUD)	Franked Amount (AUD)	Unfranked Amount (AUD)	Franking Credit (AUD)
4,500	10.5 cents	\$472.50	Nil	\$472.50	\$236.25	\$236.25	\$101.25

1. Withholding tax is deducted from unfranked dividends if your TFN, ABN or Exemption Code has not been recorded or if non-resident withholding tax applies.

To update your TFN, bank account and other details please visit www.investorserve.com.au. Alternatively, please contact Boardroom Pty Limited on 1300 552 203 (or +61 2 8016 2893 if outside Australia) or email Insignia@boardroomlimited.com.au.

Direct Credit Payment Confirmation

Your total net dividend payment has been paid in accordance with your instructions as shown below:

Bank Domicile: AUS
Bank Code: 112-879
Account Number: *****347
Exchange Rate: N/A
Receipt Currency: AUD

Amount Deposited
\$472.50

Please check the above details are correct and that payment has been credited to your account.

Please retain this statement for taxation purposes

S00122472191



Insignia Financial Ltd
ABN 49 100 103 722

All correspondence and enquiries to:

BoardRoom
Smart Business Solutions

Boardroom Pty Limited
ABN 14 003 209 836
GPO Box 3993
Sydney NSW 2001

Tel: 1300 552 203 (within Australia)
Tel: +61 2 8016 2893 (outside Australia)
Fax: +61 2 9279 0664

www.boardroomlimited.com.au
insigniafinancial@boardroomlimited.com.au

ROUSSOS MCJ PTY LTD
<ROUSSOS MCJ SUPER FUND A/C>
UNIT 11 6-10 BEACONSFIELD PARA
DE
LINDFIELD NSW 2070



S00122472191

Dear Shareholder

Keeping in touch online

As an Insignia Financial Ltd (ASX: IFL) shareholder, you can elect to receive your shareholder communications by email.

Opting to receive information electronically will provide you with fast access to the very latest information about Insignia Financial Ltd, whilst also being kinder to the environment.

Advantages of electronic communications include:

- Prompt and secure delivery of documents.
- Ability to access reports and results on the internet when you need them, wherever you are.
- Opportunity to proactively manage your shareholding, including changes to personal details.
- Confirmation of receipt of proxy appointments.
- Reduced consumption of paper and plastic wrapping.
- A saving to the company on print and mail costs.

If you have access to the internet, please consider electing to receive future shareholder correspondence, including the annual report, electronically by ticking the box, entering your email address below and mailing this letter back to us in the reply-paid envelope enclosed. Alternatively, you can email this form to insigniafinancial@boardroomlimited.com.au.

If you already receive some correspondence by email, please consider updating your preferences to receive all shareholder correspondence electronically by completing the information below.

Yes, I would like to receive all of my shareholder communications electronically as permitted by the Corporations Act 2001

Please enter your email address here:

If you take no action then you will continue to receive only shareholder communications required to be sent to you by law, via post, to your registered address, or as you have previously nominated.


If you have any questions in relation to your holding or communication preferences, please contact Boardroom Pty Limited on 1300 552 203 (within Australia) or +61 2 8016 2893 (outside Australia) or via email to insigniafinancial@boardroomlimited.com.au.

Yours faithfully,

Adrianna Bisogni
Group Company Secretary
Insignia Financial Ltd

S00122472191

2022 Interim Dividend Statement

020222 007 NAB

 ROUSSOS MCJ PTY LTD
 <ROUSSOS MCJ SUPER FUND A/C>
 UNIT 11 6-10 BEACONSFIELD PARA
 DE
 LINDFIELD NSW 2070

Contact our Share Registry

www.investorcentre.com/au

(in Australia) 1300 367 647
 (outside Australia) +61 3 9415 4299

Holder Identification Number (HIN)

HIN WITHHELD

Summary of key information

Payment Date	5 July 2022
Record Date	12 May 2022
TFN/ABN status	Quoted
ASX code	NAB
Direct Credit Reference No.	1222866

Interim Dividend for the year ending 30 September 2022

The dividend is 100% franked at the relevant Australian Corporate Tax Rate of 30%.

Ordinary Shares	Dividend Rate per Share	Unfranked Amount	Franked Amount	Franking Credit
1,600	73 cents	\$0.00	\$1,168.00	\$500.57

Dividend Summary

1,600 shares x 73 cents = \$1,168.00

Payment details

The cash dividend amount of \$1,168.00 has been credited to:

ST GEORGE BANK LTD
 BSB: 112-879 ACC: *****8347

Tax information

Australian resident shareholders


Franked Amount: This should be included in your assessable income.

Franking Credit: This may also need to be included in your assessable income. This amount may be available as a tax offset to reduce your income tax liability.

If you are unsure of the tax treatment of your dividend, please contact your accountant or taxation adviser.

Dividend Amount \$1,168.00

2022 Final Dividend Statement

015894 007 NAB

 ROUSSOS MCJ PTY LTD
 <ROUSSOS MCJ SUPER FUND A/C>
 UNIT 11 6-10 BEACONSFIELD PARA
 DE
 LINDFIELD NSW 2070

Contact our Share Registry

www.investorcentre.com/au

(in Australia) 1300 367 647
 (outside Australia) +61 3 9415 4299

Holder Identification Number (HIN)

HIN WITHHELD

Summary of key information

Payment Date	14 December 2022
Record Date	16 November 2022
TFN/ABN status	Quoted
ASX code	NAB
Direct Credit Reference No.	713273

Final Dividend for the year ended 30 September 2022

The dividend is 100% franked at the relevant Australian Corporate Tax Rate of 30%.

Ordinary Shares	Dividend Rate per Share	Unfranked Amount	Franked Amount	Franking Credit
1,600	78 cents	\$0.00	\$1,248.00	\$534.86

Dividend Summary

1,600 shares x 78 cents = \$1,248.00

Payment details

The cash dividend amount of \$1,248.00 has been credited to:

ST GEORGE BANK LTD
 BSB: 112-879 ACC: *****8347

Tax information

Australian resident shareholders

Franked Amount: This should be included in your assessable income.

Franking Credit: This may also need to be included in your assessable income. This amount may be available as a tax offset to reduce your income tax liability.

New Zealand tax resident shareholders

New Zealand tax law requires us to notify shareholders that New Zealand imputation credits have been attached to this dividend at a rate of NZ\$0.07 per share. These credits are only relevant for shareholders required to file a New Zealand income tax return.

The aggregate of the dividend amount together with the attached New Zealand imputation credits is NZ\$1,471.32.

If you are unsure of the tax treatment of your dividend, please contact your accountant or taxation adviser.

Dividend Amount **\$1,248.00**



Origin Energy Limited
ABN 30 000 051 696

All correspondence to:
Boardroom Pty Limited
ABN 14 003 209 836
GPO Box 3993
Sydney NSW 2001

Tel: 1300 664 446 (within Australia)
Tel: +61 2 8016 2896 (outside Australia)
Fax: +61 2 9279 0664
www.boardroomlimited.com.au
origin@boardroomlimited.com.au

ROUSSOS MCJ PTY LTD
<ROUSSOS MCJ SUPER FUND A/C>
UNIT 11 6-10 BEACONSFIELD PARA
DE
LINDFIELD NSW 2070

SRN/HIN: X*****3776
Share Class: Ordinary
TFN/ABN Status: Quoted
Record Date: 01 March 2023
Payment Date: 24 March 2023

Dividend Statement

Origin Energy Limited has determined a fully franked interim dividend for the half-year ended 31 December 2022.

Number of shares	Dividend per share	Franked amount	Unfranked amount	Withholding tax	Net amount	Franking credit
12,200	16.5 cents	\$2,013.00	Nil	Nil	\$2,013.00	\$862.71

Withholding tax has been deducted where your TFN, ABN or Exemption Code has not been recorded or if non-resident withholding tax applies. All amounts are in Australian Dollars unless otherwise stated. Please retain this statement for taxation purposes.

Your payment instructions

Bank code	Account number	Receipt currency	Exchange rate	Amount deposited
112-879	*****347	AUD	N/A	2,013.00

Half Year Results 2023

Please visit originenergy.com.au/about/investors-media/half-year-results-2023/ to view the half year report, investor presentation and video update with Origin CEO Frank Calabria.


Electronic Communications


To go paperless, please log into investorserve.com.au – provide your email address and change your communication preferences to email.


Please check the above details are correct and payment has been credited to your account.



All correspondence to:

 Boardroom Pty Limited
ABN 14 003 209 836
GPO Box 3993
Sydney NSW 2001

 Tel: 1300 664 446 (within Australia)
Tel: +61 2 8016 2896 (outside Australia)
Fax: +61 2 9279 0664

 www.boardroomlimited.com.au
origin@boardroomlimited.com.au

ROUSSOS MCJ PTY LTD
<ROUSSOS MCJ SUPER FUND A/C>
UNIT 11 6-10 BEACONSFIELD PARA
DE
LINDFIELD NSW 2070

SRN/HIN: X*****3776
Share Class: Ordinary
TFN/ABN Status: Quoted
Record Date: 07 September 2022
Payment Date: 30 September 2022

Dividend Statement

Origin Energy Limited has determined a 75% partially franked final dividend for the full-year ended 30 June 2022.

Number of shares	Dividend per share	Franked amount	Unfranked amount	Withholding tax	Net amount	Franking credit
12,200	16.5 cents	\$1,509.75	\$503.25	Nil	\$2,013.00	\$647.04

Withholding tax has been deducted where your TFN, ABN or Exemption Code has not been recorded or if non-resident withholding tax applies.

All amounts are in Australian Dollars unless otherwise stated.

Please retain this statement for taxation purposes.

Your payment instructions

Bank code	Account number	Receipt currency	Exchange rate	Amount deposited
112-879	*****347	AUD	N/A	2,013.00

Please check the above details are correct and payment has been credited to your account.

Dividend Reinvestment Plan Suspension

On 18 August 2022, Origin announced the Dividend Reinvestment Plan (DRP) would be suspended. Whilst the DRP is suspended, any shareholders participating in the DRP will receive cash dividends. Please note that existing DRP elections will be retained for future dividends.

Annual General Meeting

Our AGM will be held on Wednesday, 19 October 2022. Visit boardroomlimited.com.au/agm/origin2022

Electronic Communications

To go paperless, please log into investorserve.com.au – provide your email address and change your communication preferences to email.

S00122472191

005608 007 RIO



ROUSSOS MCJ PTY LTD
<ROUSSOS MCJ SUPER FUND A/C>
UNIT 11 6-10 BEACONSFIELD PARA
DE
LINDFIELD NSW 2070

Dividend Statement

Holder Identification Number	HIN WITHHELD
Record Date	12 August 2022
Payable Date	22 September 2022
Half Year Ended	30 June 2022
Tax File Number	Quoted
Shareholding	200
AUD Dividend Rate Per Share	383.70 cents
AUD Franked Dividend Payable	\$767.40
AUD Unfranked Dividend Payable	\$0.00
AUD Franking Credits	\$328.89
AUD Tax Withheld	\$0.00
AUD Dividend Amount	\$767.40

Shareholder helpline number: 1800 813 292
New Zealand holders: 0800 450 740
International shareholders: +61 (3) 9415 4030
www.investorcentre.com/rio
Computershare Investor Services Pty Ltd, GPO Box 2975, Melbourne VIC 3001 Australia

Dividend advice - Interim dividend for the half year ended 30 June 2022

Dear shareholder,

On 27 July 2022 Rio Tinto declared a 2022 interim dividend of 383.70 Australian cents per share (equivalent to 267.00 US cents). A payment has been made to your nominated bank account in accordance with your details shown below.

The dividend is payable on ordinary shares registered in your name and entitled to participate as at the record date of 12 August 2022. For income tax purposes this dividend is fully franked (100 per cent) at the tax rate of 30 per cent.

Yours sincerely

Tim Paine
Joint Company Secretary

BANKING INSTRUCTION
ST GEORGE BANK LTD
BSB: 112-879 ACC: XXXXXX47

Date Payable: 22 September 2022
Payment Amount: \$767.40

Please retain this dividend statement for your records.

Manage your holdings online: Register at www.investorcentre.com/rio

Elect direct credit payment and electronic communications at Investor Centre, our free self-service website is available 24/7. Manage your shareholdings online, the easy way!

View any outstanding payments



Change payment options



Switch to ecommunications



View your Shareholding



Change your address



Update your TFN



005219 007 RIO



ROUSSOS MCJ PTY LTD
<ROUSSOS MCJ SUPER FUND A/C>
UNIT 11 6-10 BEACONSFIELD PARA
DE
LINDFIELD NSW 2070

Dividend Statement

Holder Identification Number	HIN WITHHELD
Record Date	10 March 2023
Payable Date	20 April 2023
Year Ended	31 December 2022
Tax File Number	Quoted
Shareholding	200
AUD Dividend Rate Per Share	326.49 cents
AUD Franked Dividend Payable	\$652.98
AUD Unfranked Dividend Payable	\$0.00
AUD Franking Credits	\$279.85
AUD Tax Withheld	\$0.00
AUD Dividend Amount	\$652.98

Shareholder helpline number: 1800 813 292
New Zealand holders: 0800 450 740
International shareholders: +61 (3) 9415 4030
www.investorcentre.com/rio
Computershare Investor Services Pty Ltd, GPO Box 2975, Melbourne VIC 3001 Australia

Dividend advice - Final dividend for the year ended 31 December 2022

Dear shareholder,

On 22 February 2023 Rio Tinto declared a 2022 final dividend of 326.49 Australian cents per share (equivalent to 225.00 US cents). A payment has been made to your nominated bank account in accordance with your details shown below.

The dividend is payable on ordinary shares registered in your name and entitled to participate as at the record date of 10 March 2023. For income tax purposes this dividend is fully franked (100 per cent) at the tax rate of 30 per cent.

Yours sincerely

Tim Paine
Joint Company Secretary

BANKING INSTRUCTION
ST GEORGE BANK LTD
BSB: 112-879 ACC: XXXXXX47

Date Payable: 20 April 2023
Payment Amount: \$652.98

Please retain this dividend statement for your records.

Manage your holdings online: Register at www.investorcentre.com/rio

Elect direct credit payment and electronic communications at Investor Centre, our free self-service website is available 24/7. Manage your shareholdings online, the easy way!

View any outstanding payments



Change payment options



Switch to ecommunications



View your Shareholding



Change your address



Update your TFN



All registry communications to:
Link Market Services Limited
Locked Bag A6015, Sydney South NSW 1235
Telephone (free in Australia): +61 1800 804 255
ASX Code: WBC
Email: westpac@linkmarketservices.com.au
Website: linkmarketservices.com.au

007 064086

ROUSSOS MCJ PTY LTD
<ROUSSOS MCJ SUPER FUND A/C>
UNIT 11 6-10 BEACONSFIELD PARA
DE
LINDFIELD NSW 2070

Key details

Payment date:	20 December 2022
Record date:	18 November 2022
SRN/HIN:	X*****3776
TFN/ABN status:	RECEIVED AND RECORDED

Final dividend statement for the six months ended 30 September 2022

This dividend is 100% franked with Australian franking credits at the company tax rate of 30%.

Description	Participating holding	Dividend rate per share [#]	Unfranked amount	Franked amount	Total amount	Franking credit
Ordinary shares	1,600	64 cents	\$0.00	\$1,024.00	\$1,024.00	\$438.86
Net dividend amount					\$1,024.00	
***New Zealand Imputation Credit (NZIC)						NZD128.00

[#] The final dividend of 64 cents per share takes into consideration the cost of the Bank Levy which was equivalent to 7 cents per share over 2022. All amounts are in Australian dollars unless otherwise stated.

^{***} Only relevant for New Zealand taxpayers.

PAYMENT INSTRUCTIONS

ST. GEORGE BANK

BSB: 112-879

ACC: *****8347

ACCOUNT NAME: ROUSSOS MCJ PTY LTD <ROUSSOS MCJ

PAYMENT REFERENCE NUMBER: 001286365449

A payment has been made to the above account. If this account is not valid please turn over for instructions to update your details.

**Please keep this statement for your tax records.
It can also be accessed online in Link's Investor Centre, see over for login instructions.**

Update your details online

Information we need from you

We need the following details to administer your holding. If you have not provided these details, or if they have changed, you can update them via Link's Investor Centre.

1	Bank account details Dividend will only be paid directly into an Australian dollar bank account. A dividend payment statement will be provided for each payment.
2	Email address Communication by email means you can be promptly notified of key announcements, when dividend payments are made and when statements can be accessed online.
3	TFN, TFN exemption or ABN Providing your Tax File Number (TFN), TFN exemption code or Australian Business Number (ABN) is optional. However, without these details Westpac may be required to withhold Australian tax, from any dividend that is not 100% franked, at the highest marginal tax rate plus the Medicare levy.

How to update your details/preferences online

1. Log into your Link Portfolio at linkmarketservices.com.au

Click **Payments & Tax** (at the top of the page) and select from the drop-down menu. Select: **Payment instructions**, to update your bank account details; **Tax details**, to update your TFN/ABN; and **Reinvestment Plans**, for Dividend Reinvestment Plan instructions (if applicable).

2. Click **Communications** (at the top of the page) and select from the drop-down menu.

Select: **Preferences**, to update how you would like to receive your information; and **Address details** to update your address.

It is important to note that your Link Portfolio contains a range of other information on your holding including payment history, tax history, forms for updating your details if required and the ability to vote at company meetings. You may also grant read only access to your portfolio to a third party (such as your accountant or tax advisor) which may help in managing your affairs.

If you do not have access to the internet, you can call Link for the relevant forms to update your details. Instructions on where to send the forms is on each form.

Update your details online

1. Go to Link's Investor Centre at linkmarketservices.com.au and select **Investor Login**.
2. Enter your email address and password in **Portfolio Login**.
3. If you do not have a Portfolio*, please set one up by following the instructions below.

*Setting up a Portfolio allows you to manage your holdings across issuers who use Link as their registrar. For security reasons, if your holding is large, you may not be able to update your bank account details, address or other elections online. After logging in to Link's Investor Centre, if you do not have the option to update your details, please complete the relevant forms (available on Link's website or by calling Link) and return them to Link.

How to register a Portfolio

1. Go to Link's Investor Centre at linkmarketservices.com.au and select **Investor Login**.
2. Select **Register Now** at the top of the page.
3. Enter **WBC** in **Issuer Name**.
4. Enter your **HIN/SRN**. This information is available on your holding statement.
5. Enter your **postcode**. If your registered address is overseas, select **Outside Australia** and highlight your country of residence from the drop-down list.
6. Complete the security verification (to help protect against scams).

You can also update your details/preferences, and manage your Link Portfolio, via **the Link Investor Centre** mobile app. Download it from Apple Store or Google Play.

All registry communications to:
Link Market Services Limited
Locked Bag A6015, Sydney South NSW 1235
Telephone (free in Australia): +61 1800 804 255
ASX Code: WBC
Email: westpac@linkmarketservices.com.au
Website: linkmarketservices.com.au

007 065129

ROUSSOS MCJ PTY LTD
<ROUSSOS MCJ SUPER FUND A/C>
UNIT 11 6-10 BEACONSFIELD PARA
DE
LINDFIELD NSW 2070

Key details

Payment date:	27 June 2023
Record date:	12 May 2023
SRN/HIN:	X*****3776
TFN/ABN status:	RECEIVED AND RECORDED

Interim dividend statement for the six months ended 31 March 2023

This dividend is 100% franked with Australian franking credits at the company tax rate of 30%.

Description	Participating holding	Dividend rate per share [#]	Unfranked amount	Franked amount	Total amount	Franking credit
Ordinary shares	1,600	70 cents	\$0.00	\$1,120.00	\$1,120.00	\$480.00
Net dividend amount					\$1,120.00	
***New Zealand Imputation Credit (NZIC)						NZD112.00

[#] The interim dividend of 70 cents per share takes into consideration the cost of the Bank Levy which was equivalent to 3 cents per share over 2023. All amounts are in Australian dollars unless otherwise stated.

^{***} Only relevant for New Zealand taxpayers.

PAYMENT INSTRUCTIONS

ST. GEORGE BANK

BSB: 112-879

ACC: *****8347

ACCOUNT NAME: ROUSSOS MCJ PTY LTD <ROUSSOS MCJ

PAYMENT REFERENCE NUMBER: 001296267376

A payment has been made to the above account. If this account is not valid please turn over for instructions to update your details.

**Please keep this statement for your tax records.
It can also be accessed online in Link's Investor Centre, see over for login instructions.**

Update your details online



Information we need from you

We need the following details to administer your holding. If you have not provided these details, or if they have changed, you can update them via Link's Investor Centre.

1	Bank account details Dividends will only be paid directly into an Australian dollar bank account. A dividend payment statement will be provided for each payment.
2	Email address Communication by email means you can be promptly notified of key announcements, when dividend payments are made and when statements can be accessed online.
3	TFN, TFN exemption or ABN Providing your Tax File Number (TFN), TFN exemption code or Australian Business Number (ABN) is optional. However, without these details Westpac may be required to withhold Australian tax, from any dividend that is not 100% franked, at the highest marginal tax rate plus the Medicare levy.

How to update your details/preferences online

1. Log into your Link Portfolio at linkmarketservices.com.au

Click **Payments & Tax** (at the top of the page) and select from the drop-down menu. Select: **Payment instructions**, to update your bank account details; **Tax details**, to update your TFN/ABN; and **Reinvestment Plans**, for Dividend Reinvestment Plan instructions (if applicable).

2. Click **Communications** (at the top of the page) and select from the drop-down menu.

Select: **Preferences**, to update how you would like to receive your information; and **Address details** to update your address.

It is important to note that your Link Portfolio contains a range of other information on your holding including payment history, tax history, forms for updating your details if required and the ability to vote at company meetings. You may also grant read only access to your portfolio to a third party (such as your accountant or tax advisor) which may help in managing your affairs.

If you do not have access to the internet, you can call Link for the relevant forms to update your details. Instructions on where to send the forms is on each form.

Update your details online

1. Go to Link's Investor Centre at linkmarketservices.com.au and select **Investor Login** or scan the **QR Code** (above).
2. Enter your email address and password in **Portfolio Login***.
3. If you do not have a Portfolio*, please set one up by following the instructions below.

*Authentication will be required. Setting up a Portfolio allows you to manage your holdings across issuers who use Link as their registrar. For security reasons, if your holding is large, you may not be able to update your bank account details, address or other elections online. After logging in to Link's Investor Centre, if you do not have the option to update your details, please complete the relevant forms (available on Link's website or by calling Link) and return them to Link.

How to register a Portfolio

1. Go to Link's Investor Centre at linkmarketservices.com.au and select **Investor Login** or scan the **QR Code** (above).
2. Select **Register Now**.
3. Verify your email address and register with your personal details & set-up multi-factor authentication.
4. Add holding - You will need your **HIN/SRN**. This information is available on your holding statement.
5. Enter your **postcode**. If your registered address is overseas, select **Outside Australia** and highlight your country of residence from the drop-down list. Follow the prompts from there.

Download the Link Investor Centre App to easily manage your investments

You can also manage your Link Portfolio on the go. Simply download the **Link Investor Centre** mobile app from Apple Store or Google Play.





ANNUAL TAX STATEMENT ESTIMATOR FOR THE YEAR ENDED 30 JUNE 2023

This Estimator has been provided to assist you to estimate the taxable components of your 2023 Lendlease Group distributions for the 2023 Australian Individual Income Tax Return. This Estimator should be read together with the Lendlease Group Tax Return Guide 2023. A copy of the Lendlease Group Tax Return Guide 2023 is available online in the Taxation section of the Lendlease Group Investor Centre web page.

The Lendlease Group will produce an Annual Taxation Statement for all securityholders who received a distribution from the Group during the relevant financial year. The Annual Taxation Statements will be mailed to investors in late September, along with a Tax Return Guide to assist in the completion of your 2023 Australian Individual Income Tax Return. The purpose of this Estimator is to assist you with estimating the taxable components of your 2023 Lendlease Group distributions should you wish to prepare your 2023 Australian Individual Income Tax Return in the interim period. We recommend you confirm the taxable components calculated by this Estimator against your 2023 Annual Tax Statement before you finalise your 2023 Income Tax Return.

For Australian taxation purposes, Lendlease Trust has made a choice to be an attribution managed investment trust (AMIT) such that Lendlease Trust distributions are recognised on an 'attribution' basis. Lendlease Corporation Limited dividends are recognised on a 'payment' basis. As a result, the details set out in this Estimator include the following dividends and distributions:

- Lendlease Corporation dividend paid on 21 September 2022;
- Lendlease Trust distribution for the six months ended 31 December 2022, paid on 8 March 2023; and

- Lendlease Trust distribution for the six months ended 30 June 2023, paid on 13 September 2023.

ASSUMPTIONS

The calculations in this Estimator assume that:

1. You are an individual Australian Tax Resident holding your securities on capital account. This Estimator is not prepared for any other kinds of taxpayer.
2. You have provided to the Lendlease Group your tax file number (TFN), or where relevant Australian Business Number (ABN), and hence Australian resident TFN withholding tax does not apply.
3. You do not have any capital losses. The net capital gains tax amount in this Estimator is calculated on this basis.

DISCLAIMER AND IMPORTANT NOTE

This Estimator should not be read, or be relied upon, as giving taxation or financial product advice or used for the purposes of completing your Tax Return or making a decision in relation to any financial product. Investors should consult with their professional and financial services advisors on all tax and financial product related issues and before making any financial decisions.

The outputs of this Estimator will be calculated based on the input you provide and are estimates only. The outputs of this Estimator may differ from your Annual Tax Statement for the relevant tax year due to rounding. They should not be used or relied upon to complete your Tax Return and the Lendlease Group specifically disclaims any and all liability for use of the Estimator for this purpose. Please use your Annual Tax Statement to complete your Tax Return for the relevant tax year and consult your tax advisor.

Input you have provided:

Are you an individual Australian Tax Resident for the period 1 July 2022 to 30 June 2023? Yes

On the following distribution record dates:

How many Lendlease Group securities did you hold as at 29 August 2022? 3000

How many Lendlease Group securities did you hold as at 20 February 2023? 3000

How many Lendlease Group securities will or did you hold as at 21 August 2023? 3000

Lendlease Corporation Limited Dividends	Amount	Tax Return Label
Franked dividends	\$ 128.35	11T
Unfranked dividends declared to be conduit foreign income	\$ 42.78	11S
Franking credits	\$ 55.01	11U

Lendlease Trust Distributions	Amount	Tax Return Label (Supplementary Section)
Non primary production income	\$ 179.68	13U
Total current year capital gains	\$ 0.90	18H
Net capital gain ¹	\$ 0.45	18A
Foreign source income	\$ 98.21	20E & 20M
Foreign tax credits	\$ 10.36	20O
Non assessable amounts	\$ 72.33	
AMIT cost base net amount - decrease	\$ 71.88	

Capital gains tax information - additional information for item 18

Capital gains – discount method	\$ 0.90
Total current year capital gains	\$ 0.90

Capital gains tax information -
additional information for item 18

Capital gains tax concession
amount

\$ 0.45

1. The Net capital gain is calculated using the 50% discount method and assumes you have no capital losses.

[Start again](#)

Level 14, Tower Three,
International Towers Sydney
Exchange Place,
300 Barangaroo Avenue
Barangaroo NSW 2000

Contact us

[About us](#)

[What we do](#)

[Careers](#)

[News & media](#)

[Terms of Use](#) [Privacy](#) [Cookie Policy](#) [Sitemap](#)

© Lendlease Corporation, all rights reserved

Contact Us:



Online:

www.investorcentre.com/au/contact



By Mail:

Computershare Investor Services Pty Limited
GPO Box 2975 Melbourne
Victoria 3001 Australia

Enquiries:

(within Australia) 1300 757 905
(international) +61 3 9415 4813

Holder Identification Number (HIN)

HIN WITHHELD

000122 007 VAS



ROUSSOS MCJ PTY LTD
<ROUSSOS MCJ SUPER FUND A/C>
UNIT 11 6-10 BEACONSFIELD PARA
DE
LINDFIELD NSW 2070

ATTRIBUTION MANAGED INVESTMENT TRUST MEMBER ANNUAL TAX STATEMENT FOR YEAR ENDED 30 JUNE 2023

The following tax return items are valid for Australian resident individual unitholders only.

PART A – SUMMARY OF 2023 TAX RETURN (SUPPLEMENTARY SECTION) ITEMS			
Item	Tax Return Label	Amount	
Share of net income from trusts, less net capital gains, foreign income and franked distributions	13U	\$247.21	
Franked distributions from trusts	13C	\$2,709.03	
Share of franking credits from franked dividends	13Q	\$827.89	
Share of credit for TFN amounts withheld	13R	\$0.00	
Share of credit for foreign resident withholding amounts	13A	\$0.00	
Net capital gain	18A	\$0.00	
Total current year capital gains	18H	\$0.00	
Assessable foreign source income	20E	\$53.21	
Other net foreign source income	20M	\$53.21	
Foreign income tax offset	20O	\$2.67	
PART B – COMPONENTS OF ATTRIBUTION			
Item	Cash Distribution	Tax Paid/Offsets	Attribution
Australian Income			
Unfranked distributions	\$44.73		\$20.94
Unfranked CFI distributions	\$164.22		\$164.79
Interest - subject to non resident WHT	\$14.22		\$20.34
Interest - not subject to non resident WHT	\$0.00		\$0.00
Other income - clean building MIT income	\$0.38		\$0.37
Other income - excluded from NCMI	\$0.49		\$0.49
Other income - NCMI	\$3.98		\$5.77
Other income	\$29.56		\$34.51
Non primary production income	\$257.58		\$247.21
Franked distributions	\$1,879.79	\$827.89	\$2,709.03
Capital Gains			
Discounted capital gains TAP - clean building MIT income	\$0.00		\$0.00
Discounted capital gains TAP - excluded from NCMI	\$0.00		\$0.00
Discounted capital gains TAP - NCMI	\$0.00		\$0.00
Discounted capital gains TAP	\$0.00		\$0.00
Discounted capital gains NTAP	\$5.96		\$0.00
Capital gains – other method TAP - clean building MIT income	\$0.00		\$0.00
Capital gains – other method TAP - excluded from NCMI	\$0.00		\$0.00
Capital gains – other method TAP - NCMI	\$0.00		\$0.00
Capital gains – other method TAP	\$0.00		\$0.00
Capital gains – other method NTAP	\$0.00		\$0.00
Net capital gain	\$5.96		\$0.00
AMIT CGT gross up amount			\$0.00
Other capital gains distribution	\$5.96		
Total current year capital gains	\$11.92		\$0.00
Foreign Income			
Assessable foreign source income	\$50.51	\$2.67	\$53.21
Other Non-assessable Amounts			
Non-assessable non-exempt amount	\$0.00		\$0.00
Net exempt income	\$0.00		
Other non-attributable amounts	\$0.00		
Gross Amount	\$2,199.80		\$3,009.45
AMIT cost base net amount - excess (reduce cost base)			\$20.92
AMIT cost base net amount - shortfall (increase cost base)			\$0.00
Less TFN amounts withheld	\$0.00		
Less non-resident withholding tax			
- Interest / dividend amounts withheld	\$0.00		
- Fund payment amounts withheld	\$0.00		
Net Cash Distribution	\$2,199.80		

10



Shop 1 / 366 – 370 Sydney Rd,
Balgowlah NSW 2093
P: (02) 8404 0543
E: Reception@PRCapital.com.au

ROUSSOS MCJ SUPERANNUATION
FUND
Unit 11 6-10 Beaconsfield Pde
LINDFIELD NSW 2070
AUSTRALIA

Invoice Date
20 Oct 2022
Invoice Number
INV-9587

TAX INVOICE

Description	Quantity	Unit Price	GST	Amount AUD
SF, Preparation and Lodgement of financial Accounts for the Self-Managed Superannuation Fund for the period ended 30th June 2022.	1.00	1,477.27	10%	1,477.27
ASF, Audit of Self-Managed Superannuation Fund and calculation of minimum pension.	1.00	522.73	10%	522.73
		Subtotal		2,000.00
		Total GST 10%		200.00
		Invoice Total AUD		2,200.00
		Total Net Payments AUD		0.00
		Amount Due AUD		2,200.00

pay 20/10/22

[View and pay online now](#)

PAYMENT ADVICE

To: Stewardship Accountants Pty Ltd T/A Pacific
Ridge Capital
Shop 1 / 366-370 Sydney Rd
Balgowlah NSW 2093

Customer ROUSSOS MCJ SUPERANNUATION
FUND

Invoice Number INV-9587

Amount Due 2,200.00

Due Date 27 Oct 2022

BSB: 032 – 101
Acc No. : 148238

18



Shop 1 / 366 – 370 Sydney Rd,
Balgowlah NSW 2093
P: (02) 8404 0543
E: Reception@PRCapital.com.au

ROUSSOS MCJ PTY LTD
Shop 1 , 366-370 Sydney Road
BALGOWLAH NSW 2093

paid 11/04/23

Invoice Date
11 Apr 2023
Invoice Number
INV-9804

TAX INVOICE

Description	Quantity	Unit Price	GST	Amount AUD
001, ASIC Annual Review and lodgement 2022.	1.00	180.00	10%	180.00
			Subtotal	180.00
			Total GST 10%	18.00
			Invoice Total AUD	198.00
			Total Net Payments AUD	0.00
			Amount Due AUD	198.00

[View and pay online now](#)

PAYMENT ADVICE

To: Stewardship Accountants Pty Ltd T/A Pacific Ridge Capital
Shop 1 / 366-370 Sydney Rd
Balgowlah NSW 2093

Customer	ROUSSOS MCJ PTY LTD
Invoice Number	INV-9804
Amount Due	198.00
Due Date	18 Apr 2023

BSB: 032 – 101
Acc No. : 148238

19



ASIC
Australian Securities & Investments Commission

Inquiries
www.asic.gov.au/invoices
1300 300 630

ABN 86 768 265 615

ROUSSOS MCJ PTY LTD
STEWARDSHIP ACCOUNTANTS PTY LTD
PO BOX 613 BALGOWLAH NSW 2093

B pay 11/09/23

INVOICE STATEMENT

Issue date 01 Apr 23

ROUSSOS MCJ PTY LTD

ACN 649 165 140

Account No. 22 649165140

Summary

Opening Balance	\$0.00
New items	\$59.00
Payments & credits	\$0.00
TOTAL DUE	\$59.00

Please pay

Immediately	\$0.00
By 01 Jun 23	\$59.00

If you have already paid please ignore this invoice statement.

- Amounts are not subject to GST. (Treasurer's determination - exempt taxes, fees and charges).
- Payment of your annual review fee will maintain your registration as an Australian company.

Transaction details are listed on the back of this page

- Late fees will apply if you do NOT
 - tell us about a change during the period that the law allows
 - bring your company or scheme details up to date within 28 days of the date of issue of the annual statement, or
 - pay your review fee within 2 months of the annual review date.
- Information on late fee amounts can be found on the ASIC website.



ASIC
Australian Securities & Investments Commission

PAYMENT SLIP

ROUSSOS MCJ PTY LTD

TOTAL DUE	\$59.00
Immediately	\$0.00
By 01 Jun 23	\$59.00

Payment options are listed on the back of this payment slip



Biller Code: 17301
Ref: 2296491651404

ACN 649 165 140 Account No: 22 649165140



22 649165140



*814 129 0002296491651404 27



Activity statement 004

Date generated	05 September 2023
Overdue	\$0.00
Not yet due	\$0.00
Balance	\$0.00

Transactions

19 results found - from **05 September 2021** to **05 September 2023** sorted by **processed date** ordered **newest to oldest**

Processed date	Effective date	Description	Debit (DR)	Credit (CR)	Balance
30 Jul 2023	30 Jul 2023	General interest charge			\$0.00
30 Jul 2023	28 Jul 2023	Original Activity Statement for the period ending 30 Jun 23 - PAYG Instalments	\$517.00		\$0.00
11 Jul 2023	10 Jul 2023	Payment received		\$517.00	\$517.00 CR
30 Apr 2023	30 Apr 2023	General interest charge			\$0.00
30 Apr 2023	28 Apr 2023	Original Activity Statement for the period ending 31 Mar 23 - PAYG Instalments	\$473.00		\$0.00
13 Apr 2023	12 Apr 2023	Payment received		\$473.00	\$473.00 CR
5 Mar 2023	28 Feb 2023	Original Activity Statement for the period ending 31 Dec 22		\$0.00	\$0.00
6 Dec 2022	6 Dec 2022	General interest charge			\$0.00
6 Dec 2022	5 Dec 2022	Payment received		\$1,080.00	\$0.00
1 Nov 2022	1 Nov 2022	General interest charge			\$1,080.00 DR
30 Oct 2022	28 Oct 2022	Original Activity Statement for the period ending 30 Sep 22 - PAYG Instalments	\$1,080.00		\$1,080.00 DR

Processed date	Effective date	Description	Debit (DR)	Credit (CR)	Balance
20 Jul 2022	19 Jul 2022	Payment received		\$1,059.00	\$0.00
19 Jul 2022	28 Jul 2022	Original Activity Statement for the period ending 30 Jun 22 - PAYG Instalments	\$1,059.00		\$1,059.00 DR
1 May 2022	1 May 2022	General interest charge			\$0.00
1 May 2022	28 Apr 2022	Original Activity Statement for the period ending 31 Mar 22 - PAYG Instalments	\$1,059.00		\$0.00
11 Apr 2022	8 Apr 2022	Payment received		\$1,059.00	\$1,059.00 CR
7 Mar 2022	7 Mar 2022	General interest charge			\$0.00
7 Mar 2022	28 Feb 2022	Original Activity Statement for the period ending 31 Dec 21 - PAYG Instalments	\$1,059.00		\$0.00
22 Dec 2021	21 Dec 2021	Payment received		\$1,059.00	\$1,059.00 CR



Income tax 002

Date generated	05 July 2023
Overdue	\$0.00
Not yet due	\$0.00
Balance	\$0.00

Transactions

4 results found - from **05 July 2021** to **05 July 2023** sorted by **processed date** ordered **newest to oldest**

Processed date	Effective date	Description	Debit (DR)	Credit (CR)	Balance
17 Oct 2022	20 Oct 2022	EFT refund for Income Tax for the period from 01 Jul 21 to 30 Jun 22	\$887.52		\$0.00
17 Oct 2022	17 Oct 2022	Tax return Self Man Superfund - Income Tax for the period from 01 Jul 21 to 30 Jun 22		\$887.52	\$887.52 CR
27 Oct 2021	26 Oct 2021	Payment received		\$4,754.30	\$0.00
21 Oct 2021	28 Feb 2022	Tax return Self Man Superfund - Income Tax for the period from 01 Jul 20 to 30 Jun 21	\$4,754.30		\$4,754.30 DR

ROUSSOS MCJ SF

Trial Balance**As At 30 Jun 2023**

	Debit	As at 30 Jun 2022 Credit	Quantity	Debit	As at 30 Jun 2023 Credit	Quantity
Income						
Member Receipts						
Contributions						
Member						
Personal Concessional						
Mr Michel Claude Jean Roussos		27,500.00		\$	27,500.00	
Total Personal Concessional	\$	27,500.00		\$	27,500.00	
Total Member	\$	27,500.00		\$	27,500.00	
Total Contributions	\$	27,500.00		\$	27,500.00	
Total Member Receipts	\$	27,500.00		\$	27,500.00	
Investment Gains						
Increase in Market Value						
Shares in Listed Companies						
Insignia Financial Ltd		1,491.54		\$	585.00	
National Australia Bank Limited		1,872.00	\$	1,632.00		
Origin Energy Limited	\$	12,654.31		\$	32,696.00	
Rio Tinto Limited		4,992.64		\$	2,398.00	
Westpac Banking Corporation		0.00		\$	2,944.00	
Total Shares in Listed Companies	\$	6,059.47		\$	36,991.00	
Stapled Securities						
Lendlease Group - Fully Paid Ordinary/Units Stapled Securities		7,050.00	\$	4,080.00		
Total Stapled Securities	\$	7,050.00	\$	4,080.00		
Units in Listed Unit Trusts						
Vanguard Australian Shares Index ETF - Vanguard Australian Shares Index ETF		6,389.00		\$	3,792.00	
Total Units in Listed Unit Trusts	\$	6,389.00		\$	3,792.00	
Total Increase in Market Value	\$	21,733.77		\$	36,703.00	
Total Investment Gains	\$	21,733.77		\$	36,703.00	
Investment Income						
Distributions						
Stapled Securities						
Lendlease Group - Fully Paid Ordinary/Units Stapled Securities		316.76		\$	361.48	
Total Stapled Securities	\$	316.76		\$	361.48	
Units in Listed Unit Trusts						
Vanguard Australian Shares Index ETF - Vanguard Australian Shares Index ETF		4,802.96		\$	3,030.36	
Total Units in Listed Unit Trusts	\$	4,802.96		\$	3,030.36	
Total Distributions	\$	5,119.72		\$	3,391.84	
Dividends						
Shares in Listed Companies						
Insignia Financial Ltd	\$	1,497.86		\$	1,332.32	
National Australia Bank Limited		2,902.86		\$	3,451.43	
Origin Energy Limited	\$	2,000.00		\$	5,535.75	
Rio Tinto Limited	\$	4,065.43		\$	2,029.12	
Westpac Banking Corporation	\$	2,765.72		\$	3,062.86	
Total Shares in Listed Companies	\$	13,231.87		\$	15,411.48	
Stapled Securities						
Lendlease Group - Fully Paid Ordinary/Units Stapled Securities		238.23		\$	226.14	
Total Stapled Securities	\$	238.23		\$	226.14	
Total Dividends	\$	13,470.10		\$	15,637.62	
Interest						
Cash At Bank						
St. George Cash Account #8337		0.74		\$	149.23	

Total Cash At Bank	\$	0.74	\$	149.23
Total Interest	\$	0.74	\$	149.23
Total Investment Income	\$	18,590.56	\$	19,178.69
Total Income	\$	24,356.79	\$	83,381.69

Expenses**Member Payments**

Pensions Paid

Mr Michel Claude Jean Roussos

Pension Account 5,050.00 \$ 19,500.00

Total Mr Michel Claude Jean Roussos \$ 19,500.00

Total Pensions Paid 5,050.00 \$ 19,500.00

Total Member Payments 5,050.00 \$ 19,500.00

Other Expenses

Accountancy Fee 1,523.00 \$ 1,823.00

Auditor Fee \$ 575.00 \$ 575.00

Regulatory Fees 56.00 \$ 59.00

SMSF Supervisory Levy 518.00 \$ 259.00

Total Other Expense \$ 2,672.00 \$ 2,716.00

Total Expenses \$ 7,722.00 \$ 22,216.00

Income Tax**Income Tax Expense**

Income Tax Expense 6,454.65 \$ 4,191.30

Excessive Foreign Tax Credit Witeoff Expense \$ 11.48

Total Income Tax Expense 6,454.65 \$ 4,202.78

Total Income Tax \$ 6,454.65 \$ 4,202.78

Profit & Loss Clearing Account

Total Profit & Loss Clearing Account 10,180.14 \$ 56,962.91

Assets**Investments**

Shares in Listed Companies

Insignia Financial Ltd 2,105.00 4,500 \$ 12,690.00 4,500

National Australia Bank 4,820.00 1,600 \$ 42,192.00 1,600

Origin Energy Limited 59,906.00 12,200 \$ 102,602.00 12,200

Rio Tinto Limited 20,540.00 200 \$ 22,938.00 200

Westpac Banking Corp 3,290.00 1,600 \$ 34,144.00 1,600

Total Shares in Listed Companies 177,576.00 \$ 214,566.00

Stapled Securities

Lendlease Group - Fully Paid Ordinary/Units Stapled Securities 3,000 \$ 23,250.00 3,000

Total Stapled Securities 27,330.00 \$ 23,250.00

Units In Listed Unit Trusts

Vanguard Australian Shares Index ETF - Vanguard Australian Shares Index ETF 50,250.00 600 \$ 54,042.00 600

Total Units In Listed Unit Trusts 50,250.00 \$ 54,042.00

Total Investments \$ 255,155.00 \$ 291,858.00

Other Assets

Cash At Bank

St. George Cash Account 23,942.55 \$ 23,942.55

Total Cash At Bank 5,525.82 \$ 23,942.55

Receivables

Investment Income Receivable

Distributions

Stapled Securities

\$endlease Group Fully Paid Ordinary/Units Stapled Securities \$ 204.12

Total Stapled Securities			\$	204.12	
Units In Listed Unit Trusts					
Vanguard Australian Shares Index ETF - Vanguard Australian Shares Index ETF	1,295.72		\$	533.42	
Total Units In Listed Unit Trusts			\$	533.42	
Total Distributions	1,454.59		\$	737.54	
Total Investment Income Available	1,454.59		\$	737.54	
Total Receivable	1,454.59		\$	737.54	
Current Tax Assets					
Provision for Income Tax		\$	6,454.65	\$	4,191.30
Franking Credits					
Shares in Listed Companies					
Insinia Financial	449.06		\$	328.82	
National Australia Bank Limited	1,035.43		\$	1,035.43	
Origin Energy Limited		\$	0.00	\$	1,509.75
Rio Tinto Limited	608.74		\$	608.74	
Westpac Banking Corporation	918.86		\$	918.86	
Total Shares in Listed Companies			\$	4,401.60	
Stapled Securities					
Lendlease Group - Fully Paid Ordinary/Units Stapled Securities			\$	55.01	
Total Stapled Securities		\$	0.00	\$	55.01
Units In Listed Unit Trusts					
Vanguard Australian Shares Index ETF - Vanguard Australian Shares Index ETF	827.89				
Total Units In Listed Unit Trusts			\$	827.89	
Total Franking Credits	4,413.79		\$	5,284.50	
Foreign Tax Credits					
Stapled Securities					
Lendlease Group - Fully Paid Ordinary/Units Stapled Securities			\$	10.36	
Total Stapled Securities			\$	10.36	
Units In Listed Unit Trusts					
Vanguard Australian Shares Index ETF - Vanguard Australian Shares Index ETF	2.67				
Total Units In Listed Unit Trusts			\$	2.67	
Total Foreign Tax Credits	10.38		\$	13.03	
Excessive Foreign Tax Credit Written Off	0.00			\$	11.48
Income Tax Instalments	177.00		\$	2,070.00	
Total Current Tax Assets	1,146.52		\$	3,164.75	
Total Other Assets	8,126.93		\$	27,844.84	
Total Assets	263,281.93		\$	319,702.84	

Liabilities**Other Taxes Payable**

Activity Statement Payable/Refundable	1,059.00		\$	517.00
Total Other Taxes Payable	1,059.00		\$	517.00
Total Liabilities	1,059.00		\$	517.00

Member Entitlements**Member Entitlement Accounts**

Mr Michel Claude Jean Roussos					
Accumulation		\$	21,071.39	\$	51,019.04
Pension Account 1		\$	241,151.54	\$	268,166.80
Total Mr Michel Claude Jean Roussos		\$	262,222.93	\$	319,185.84
Total Member Entitlement Accounts		\$	262,222.93	\$	319,185.84
Total Member Entitlements		\$	262,222.93	\$	319,185.84
Net Total		\$	309,372.49	\$	309,372.49
				\$	403,084.53
				\$	403,084.53