

Options: Not summarised, Excluding NIL Balances
From First to Last by Account
Client Code: HAR800 From 01/07/2022 To 30/06/2023

Last Year	Account	Description	Debit	Credit
	196	Trust distributions received		
-	19603	Morgan Stanley		89014.13
(999.18)	19610	Halo Technologies portfolio		1051.56
(195955.93)	19650	Netwealth managed portfolio		41095.66
	198	Dividends received		
(125.81)	19801	Philippa Harvey Sutton	-	
(90829.87)	19802	Netwealth managed portfolio		50309.32
-	19803	Morgan Stanley		2772.33
	199	Interest received		
(1253.77)	19901	Netwealth managed portfolio		3371.73
(225.84)	19902	Macquarie Bank CMT		8854.04
(820.33)	19905	Term deposit	-	
	204	Movement in net market values		
1153428.15	20402	Netwealth investments		156255.91
-	20403	Morgan Stanley investments		252488.03
121412.74	20405	International investments		1914.40
(60450.61)	20432	Netwealth investments		249.00
-	20433	Morgan Stanley investments	105193.24	
(19523.91)	20435	International investments	8497.71	
6963.00	300	Accountancy fees	6600.00	
14505.38	344	Portfolio fees	14766.69	
315.00	364	Filing fees	318.00	
	550	SUPERANNUATION FUND		
926439.02	55002	Profit this year	-	
(926439.02)	55003	Distribution to members	472000.47	
	552	PHILIPPA HARVEY SUTTON		
(5991343.25)	55201	Balance at beginning of year		5063570.36
926439.02	55202	Allocated earnings		472000.47
1333.87	55205	Income tax expense on earnings		13772.41
382372.31	681	Netwealth portfolio account	-	
355093.66	682	Macquarie CMT	751080.19	
-	683	Morgan Stanley portfolio account	271159.61	
	789	Interest bearing securities		
103380.00	78910	ANZ - cps4	101950.00	
51205.00	78915	ANZ - cps5	100636.20	
74970.00	78920	CBA Perls VII	-	
-	78925	CBA Perls PM	58336.40	
64493.62	78960	Principal global credit opps fund	93357.77	
74629.05	78965	Perpetual pure credit alpha fund	97247.86	
-	78975	Smart Money high income fund	98905.18	
	790	Property securities		
218835.24	79010	Dexus ariet fund	235392.16	

From First to Last by Account
Options: Not summarised, Excluding NIL Balances
From 01/07/2022 To 30/06/2023

Client Code: HAR800

Last Year	Account	Description	Debit	Credit
232389.08	79050	SGH property income fund	239714.84	
234887.19	79070	Vanguard property index fund	240229.35	
236353.64	79080	Zurich property securities fund	246677.51	
	791	Small Cap domestic equities		
137906.40	79110	SGH aust small coys fund	-	
127104.06	79130	Hyperion small growth coys fund	-	
157152.96	79160	Pengana emerging coys fund	169323.34	
166298.49	79170	SGH emerging coys fund	159084.69	
	794	Large Cap domestic equities (growth)		
231665.32	79410	Bennelong aust equities fund	157568.48	
184297.11	79430	Hyperion aust growth coys fund	293516.10	
220224.16	79460	Platypus aust equity fund	287944.52	
	795	Large Cap dmoestic equities (value)		
107131.89	79503	ANZ Ltd	122983.77	
89100.00	79508	BHP Billiton Ltd	97178.40	
105811.43	79526	IRESS Market Technology Ltd	94228.25	
150526.65	79528	Macquarie Bank Ltd	162522.30	
96166.29	79529	NAB Ltd	92585.07	
117957.00	79537	Seek Ltd	122001.24	
113366.55	79545	Wesfarmers Ltd	133464.70	
99350.00	79551	Cochlear Ltd	114535.00	
12417.60	79580	Woodside Energy Group Ltd	13431.60	
	796	International equities		
85889.76	79610	Arrowstreet global equity fund (hedged)	95189.70	
111329.02	79630	Hyperion global growth companies fund	152040.39	
93671.70	79655	Magellan high conviction fund	111274.28	
83990.69	79660	Platinum unhedged fund	96123.26	
116468.63	79670	T Rowe Price global equity fund	138103.85	
84156.96	79680	Walter Scott global equity fund (hedged)	94051.97	
88373.90	79690	Zurich global growth fund (unhedged)	-	
	797	International Investments		
49870.20	79705	Bicycle Therapeutics PLC	-	
-	79710	Walt Disney	49570.23	
206068.67	79730	Halo Technologies portfolio	202386.66	
-	79780	Wise.LSE	35681.96	
(1333.87)	904	Provision for income tax	19866.41	
	999	Jobstream Selection Account		
22.00	99901	Jobstream Selection Account	-	

Client Code: HAR800
Options: Not summarised, Excluding NIL Balances
From 01/07/2022 To 30/06/2023

Last Year	Account	Description	Debit	Credit
(22.00)	99999	Clearing balance	-	
<u>926439.02</u>		Total	<u>6156719.35</u>	<u>6156719.35</u>

NET PROFIT THIS YEAR 472000.47
NET LOSS LAST YEAR 926439.02

No. of Accounts: 67
No. of Entries: 124

Client Code: HAR800
From First to Last by Account
From 01/07/2022 To 30/06/2023

Date	Type Gp	Ref.	Debit	Credit	Balance
196	Trust distributions received				
19603	Morgan Stanley				
LY Closing Balance					0.00
30/06/2023	Jnl	5		89002.85	(89002.85)
					MS transactions for the year
30/06/2023	Jnl	5		11.28	(89014.13)
					MS transactions for the year
Closing Balance			0.00	89014.13	(89014.13)
19610	Halo Technologies portfolio				
LY Closing Balance					(999.18)
30/06/2023	Jnl	10		1051.56	(1051.56)
					halo transactions for the year
Closing Balance			0.00	1051.56	(1051.56)
19650	Netwealth managed portfolio				
LY Closing Balance					(195955.93)
30/06/2023	Jnl	3		41095.66	(41095.66)
					netwealth transactions for the year
Closing Balance			0.00	41095.66	(41095.66)
198	Dividends received				
19802	Netwealth managed portfolio				
LY Closing Balance					(90829.87)
30/06/2023	Jnl	3		8368.31	(8368.31)
					netwealth transactions for the year
30/06/2023	Jnl	3		41941.01	(50309.32)
					netwealth transactions for the year
Closing Balance			0.00	50309.32	(50309.32)
19803	Morgan Stanley				
LY Closing Balance					0.00
30/06/2023	Jnl	5		2772.33	(2772.33)
					MS transactions for the year
Closing Balance			0.00	2772.33	(2772.33)
199	Interest received				
19901	Netwealth managed portfolio				
LY Closing Balance					(1253.77)
30/06/2023	Jnl	3		2540.61	(2540.61)
					netwealth transactions for the year
30/06/2023	Jnl	3		831.12	(3371.73)
					netwealth transactions for the year
Closing Balance			0.00	3371.73	(3371.73)

Client Code: HAR800
From First to Last by Account
From 01/07/2022 To 30/06/2023

Date	Type	Gp	Ref.	Debit	Credit	Balance
19902 Macquarie Bank CMT						
LY Closing Balance						(225.84)
30/06/2023	Jnl		1		8854.04	(8854.04)
						mac cmt cash receipts & pmts for the year
Closing Balance				0.00	8854.04	(8854.04)
204 Movement in net market values						
20402 Netwealth investments						
LY Closing Balance						1153428.15
30/06/2023	Jnl		7		156255.91	(156255.91)
Closing Balance				0.00	156255.91	(156255.91)
20403 Morgan Stanley investments						
LY Closing Balance						0.00
30/06/2023	Jnl		5	17793.30		17793.30
						MS transactions for the year
30/06/2023	Jnl		9		270281.33	(252488.03)
						revaluation of ms investments at year end
Closing Balance				17793.30	270281.33	(252488.03)
20405 International investments						
LY Closing Balance						121412.74
30/06/2023	Jnl		8		9929.34	(9929.34)
						revaluation of int investments at year end
30/06/2023	Jnl		10	8014.94		(1914.40)
						halo transactions for the year
Closing Balance				8014.94	9929.34	(1914.40)
20432 Netwealth investments						
LY Closing Balance						(60450.61)
30/06/2023	Jnl		4		249.00	(249.00)
						profit on disposal of investments during the year
Closing Balance				0.00	249.00	(249.00)
20433 Morgan Stanley investments						
LY Closing Balance						0.00
30/06/2023	Jnl		6	105193.24		105193.24
						profit on disposal of investments during the year
Closing Balance				105193.24	0.00	105193.24

Client Code: HAR800

From First to Last by Account
From 01/07/2022 To 30/06/2023

Date	Type	Gp	Ref.	Debit	Credit	Balance
20435 International investments						
LY Closing Balance						(19523.91)
30/06/2023	Jnl		2	11943.18		11943.18
profit on disposal of investments during the year						
30/06/2023	Jnl		10		3445.47	8497.71
halo transactions for the year						
Closing Balance				11943.18	3445.47	8497.71
300 Accountancy fees						
LY Closing Balance						6963.00
30/06/2023	Jnl		1	6600.00		6600.00
mac cmt cash receipts & pmts for the year						
Closing Balance				6600.00	0.00	6600.00
344 Portfolio fees						
LY Closing Balance						14505.38
30/06/2023	Jnl		3	1550.00		1550.00
netwealth transactions for the year						
30/06/2023	Jnl		3	8335.71		9885.71
netwealth transactions for the year						
30/06/2023	Jnl		5	4631.69		14517.40
MS transactions for the year						
30/06/2023	Jnl		5	85.19		14602.59
MS transactions for the year						
30/06/2023	Jnl		10	164.10		14766.69
halo transactions for the year						
Closing Balance				14766.69	0.00	14766.69
364 Filing fees						
LY Closing Balance						315.00
30/06/2023	Jnl		1	59.00		59.00
mac cmt cash receipts & pmts for the year						
30/06/2023	Jnl		1	259.00		318.00
mac cmt cash receipts & pmts for the year						
Closing Balance				318.00	0.00	318.00
550 SUPERANNUATION FUND						
55001 Unallocated Benefits Brought Forward						
Opening Balance						0.00
01/07/2022	Jnl			926439.02		926439.02
Year end balance forward						
01/07/2022	Jnl				926439.02	0.00
Year end balance forward						
Closing Balance				926439.02	926439.02	0.00

Client Code: HAR800 From First to Last by Account
From 01/07/2022 To 30/06/2023

Date	Type Gp	Ref.	Debit	Credit	Balance
55002 Profit this year					
					Opening Balance 926439.02
01/07/2022	Jnl			926439.02	0.00
					Year end balance forward : Profit distribution
			Closing Balance 0.00	926439.02	0.00
55003 Distribution to members					
					Opening Balance (926439.02)
01/07/2022	Jnl		926439.02		0.00
					Year end balance forward
30/06/2023	Jnl	11	472000.47		472000.47
					allocation of net earnings to members for the year
			Closing Balance 1398439.49	0.00	472000.47
552 PHILIPPA HARVEY SUTTON					
55201 Balance at beginning of year					
					Opening Balance (5991343.25)
01/07/2022	Jnl		926439.02		(5064904.23)
					Year end balance forward
01/07/2022	Jnl		1333.87		(5063570.36)
					Year end balance forward
			Closing Balance 927772.89	0.00	(5063570.36)
55202 Allocated earnings					
					Opening Balance 926439.02
01/07/2022	Jnl			926439.02	0.00
					Year end balance forward
30/06/2023	Jnl	11		472000.47	(472000.47)
					allocation of net earnings to members for the year
			Closing Balance 0.00	1398439.49	(472000.47)
55205 Income tax expense on earnings					
					Opening Balance 1333.87
01/07/2022	Jnl			1333.87	0.00
					Year end balance forward
30/06/2023	Jnl	12		13772.41	(13772.41)
					tax expense for the year
			Closing Balance 0.00	15106.28	(13772.41)

Client Code: HAR800 From First to Last by Account
From 01/07/2022 To 30/06/2023

Date	Type Gp	Ref.	Debit	Credit	Balance
681	Netwealth portfolio account				
Opening Balance					382372.31
30/06/2023	Jnl	1		210737.12	171635.19
					mac cmt cash receipts & pmts for the year
30/06/2023	Jnl	1		1153.09	170482.10
					mac cmt cash receipts & pmts for the year
30/06/2023	Jnl	3		171778.63	(1296.53)
					netwealth transactions for the year
30/06/2023	Jnl	7	1296.53		0.00
					revaluation of netwealth investments at year end
Closing Balance					0.00
			1296.53	383668.84	
682	Macquarie CMT				
Opening Balance					355093.66
30/06/2023	Jnl	1	395986.53		751080.19
					mac cmt cash receipts & pmts for the year
Closing Balance					751080.19
			395986.53	0.00	
683	Morgan Stanley portfolio account				
Opening Balance					0.00
30/06/2023	Jnl	1	137885.10		137885.10
					mac cmt cash receipts & pmts for the year
30/06/2023	Jnl	1		279616.89	(141731.79)
					mac cmt cash receipts & pmts for the year
30/06/2023	Jnl	5	412891.40		271159.61
					MS transactions for the year
Closing Balance					271159.61
			550776.50	279616.89	
789	Interest bearing securities				
78910	ANZ - cps4				
Opening Balance					103380.00
30/06/2023	Jnl	9		1430.00	101950.00
					revaluation of ms investments at year end
Closing Balance					101950.00
			0.00	1430.00	
78915	ANZ - cps5				
Opening Balance					51205.00
30/06/2023	Jnl	3	50271.26		101476.26
					netwealth transactions for the year
30/06/2023	Jnl	3	62.84		101539.10
					netwealth transactions for the year
30/06/2023	Jnl	9		902.90	100636.20

Client Code: HAR800

From First to Last by Account
From 01/07/2022 To 30/06/2023

Date	Type Gp	Ref.	Debit	Credit	Balance
78915	ANZ - cps5 : Continued				
					revaluation of ms investments at year end
Closing Balance			50334.10	902.90	100636.20
78920	CBA Perls VII				
Opening Balance					74970.00
30/06/2023	Jnl	3		75000.00	(30.00)
					netwealth transactions for the year
30/06/2023	Jnl	4	249.00		219.00
					profit on disposal of investments during the year
30/06/2023	Jnl	7		219.00	0.00
					revaluation of netwealth investments at year end
Closing Balance			249.00	75219.00	0.00
78925	CBA Perls PM				
Opening Balance					0.00
30/06/2023	Jnl	5	58000.00		58000.00
					MS transactions for the year
30/06/2023	Jnl	9	336.40		58336.40
					revaluation of ms investments at year end
Closing Balance			58336.40	0.00	58336.40
78960	Principal global credit opps fund				
Opening Balance					64493.62
30/06/2023	Jnl	3	30000.00		94493.62
					netwealth transactions for the year
30/06/2023	Jnl	9		1135.85	93357.77
					revaluation of ms investments at year end
Closing Balance			30000.00	1135.85	93357.77
78965	Perpetual pure credit alpha fund				
Opening Balance					74629.05
30/06/2023	Jnl	3	20000.00		94629.05
					netwealth transactions for the year
30/06/2023	Jnl	9	2618.81		97247.86
					revaluation of ms investments at year end
Closing Balance			22618.81	0.00	97247.86

Client Code: HAR800
From First to Last by Account
From 01/07/2022 To 30/06/2023

Date	Type	Gp	Ref.	Debit	Credit	Balance
78975						
						Smart Money high income fund
Opening Balance						0.00
30/06/2023	Jnl		5	100000.00		100000.00
						MS transactions for the year
30/06/2023	Jnl		9		1094.82	98905.18
						revaluation of ms investments at year end
Closing Balance				100000.00	1094.82	98905.18
790						Property securities
79010						Dexus ariet fund
Opening Balance						218835.24
30/06/2023	Jnl		3	22000.00		240835.24
						netwealth transactions for the year
30/06/2023	Jnl		9		5443.08	235392.16
						revaluation of ms investments at year end
Closing Balance				22000.00	5443.08	235392.16
79050						SGH property income fund
Opening Balance						232389.08
30/06/2023	Jnl		3	10000.00		242389.08
						netwealth transactions for the year
30/06/2023	Jnl		9		2674.24	239714.84
						revaluation of ms investments at year end
Closing Balance				10000.00	2674.24	239714.84
79070						Vanguard property index fund
Opening Balance						234887.19
30/06/2023	Jnl		3	211.93		235099.12
						netwealth transactions for the year
30/06/2023	Jnl		9	5130.23		240229.35
						revaluation of ms investments at year end
Closing Balance				5342.16	0.00	240229.35
79080						Zurich property securities fund
Opening Balance						236353.64
30/06/2023	Jnl		9	10323.87		246677.51
						revaluation of ms investments at year end
Closing Balance				10323.87	0.00	246677.51
791						Small Cap domestic equities

Client Code: HAR800
From First to Last by Account
From 01/07/2022 To 30/06/2023

Date	Type Gp	Ref.	Debit	Credit	Balance
79110 SGH aust small coys fund					
Opening Balance					137906.40
30/06/2023	Jnl	3	27000.00		164906.40
netwealth transactions for the year					
30/06/2023	Jnl	5		183203.96	(18297.56)
MS transactions for the year					
30/06/2023	Jnl	6	49.85		(18247.71)
profit on disposal of investments during the year					
30/06/2023	Jnl	6		25581.67	(43829.38)
profit on disposal of investments during the year					
30/06/2023	Jnl	7	43829.38		0.00
revaluation of netwealth investments at year end					
Closing Balance			70879.23	208785.63	0.00
79130 Hyperion small growth coys fund					
Opening Balance					127104.06
30/06/2023	Jnl	3	30000.00		157104.06
netwealth transactions for the year					
30/06/2023	Jnl	5		195298.96	(38194.90)
MS transactions for the year					
30/06/2023	Jnl	6	5126.18		(33068.72)
profit on disposal of investments during the year					
30/06/2023	Jnl	6		53654.19	(86722.91)
profit on disposal of investments during the year					
30/06/2023	Jnl	7	86722.91		0.00
revaluation of netwealth investments at year end					
Closing Balance			121849.09	248953.15	0.00
79160 Pengana emerging coys fund					
Opening Balance					157152.96
30/06/2023	Jnl	3	9000.00		166152.96
netwealth transactions for the year					
30/06/2023	Jnl	9	3170.38		169323.34
revaluation of ms investments at year end					
Closing Balance			12170.38	0.00	169323.34
79170 SGH emerging coys fund					
Opening Balance					166298.49
30/06/2023	Jnl	9		7213.80	159084.69
revaluation of ms investments at year end					
Closing Balance			0.00	7213.80	159084.69
794 Large Cap domestic equities (growth)					

Client Code: HAR800
From First to Last by Account
From 01/07/2022 To 30/06/2023

Date	Type Gp	Ref.	Debit	Credit	Balance
79410 Bennelong aust equities fund					
Opening Balance					231665.32
30/06/2023	Jnl	3	24000.00		255665.32
netwealth transactions for the year					
30/06/2023	Jnl	5		105000.00	150665.32
MS transactions for the year					
30/06/2023	Jnl	6		16130.72	134534.60
profit on disposal of investments during the year					
30/06/2023	Jnl	9	23033.88		157568.48
revaluation of ms investments at year end					
Closing Balance			47033.88	121130.72	157568.48
79430 Hyperion aust growth coys fund					
Opening Balance					184297.11
30/06/2023	Jnl	3	67000.00		251297.11
netwealth transactions for the year					
30/06/2023	Jnl	9	42218.99		293516.10
revaluation of ms investments at year end					
Closing Balance			109218.99	0.00	293516.10
79460 Platypus aust equity fund					
Opening Balance					220224.16
30/06/2023	Jnl	3	36000.00		256224.16
netwealth transactions for the year					
30/06/2023	Jnl	9	31720.36		287944.52
revaluation of ms investments at year end					
Closing Balance			67720.36	0.00	287944.52
795 Large Cap dmoestic equities (value)					
79503 ANZ Ltd					
Opening Balance					107131.89
30/06/2023	Jnl	3	6123.60		113255.49
netwealth transactions for the year					
30/06/2023	Jnl	9	9728.28		122983.77
revaluation of ms investments at year end					
Closing Balance			15851.88	0.00	122983.77
79508 BHP Billiton Ltd					
Opening Balance					89100.00
30/06/2023	Jnl	9	8078.40		97178.40
revaluation of ms investments at year end					

Client Code: HAR800
From First to Last by Account
From 01/07/2022 To 30/06/2023

Date	Type Gp	Ref.	Debit	Credit	Balance
Closing Balance			8078.40	0.00	97178.40
79526					
					IRESS Market Technology Ltd
Opening Balance					105811.43
30/06/2023	Jnl	9		11583.18	94228.25
					revaluation of ms investments at year end
Closing Balance			0.00	11583.18	94228.25
79528					
					Macquarie Bank Ltd
Opening Balance					150526.65
30/06/2023	Jnl	9	11995.65		162522.30
					revaluation of ms investments at year end
Closing Balance			11995.65	0.00	162522.30
79529					
					NAB Ltd
Opening Balance					96166.29
30/06/2023	Jnl	9		3581.22	92585.07
					revaluation of ms investments at year end
Closing Balance			0.00	3581.22	92585.07
79537					
					Seek Ltd
Opening Balance					117957.00
30/06/2023	Jnl	9	4044.24		122001.24
					revaluation of ms investments at year end
Closing Balance			4044.24	0.00	122001.24
79545					
					Wesfarmers Ltd
Opening Balance					113366.55
30/06/2023	Jnl	9	20098.15		133464.70
					revaluation of ms investments at year end
Closing Balance			20098.15	0.00	133464.70
79551					
					Cochlear Ltd
Opening Balance					99350.00
30/06/2023	Jnl	9	15185.00		114535.00
					revaluation of ms investments at year end
Closing Balance			15185.00	0.00	114535.00

Client Code: HAR800 From First to Last by Account
From 01/07/2022 To 30/06/2023

Date	Type	Gp	Ref.	Debit	Credit	Balance
79580						
						Woodside Energy Group Ltd
						Opening Balance
						12417.60
30/06/2023	Jnl		9	1014.00		13431.60
						revaluation of ms investments at year end
						Closing Balance
				1014.00	0.00	13431.60
796						International equities
79610						Arrowstreet global equity fund (hedged)
						Opening Balance
						85889.76
30/06/2023	Jnl		9	9299.94		95189.70
						revaluation of ms investments at year end
						Closing Balance
				9299.94	0.00	95189.70
79630						Hyperion global growth companies fund
						Opening Balance
						111329.02
30/06/2023	Jnl		9	40711.37		152040.39
						revaluation of ms investments at year end
						Closing Balance
				40711.37	0.00	152040.39
79655						Magellan high conviction fund
						Opening Balance
						93671.70
30/06/2023	Jnl		9	17602.58		111274.28
						revaluation of ms investments at year end
						Closing Balance
				17602.58	0.00	111274.28
79660						Platinum unhedged fund
						Opening Balance
						83990.69
30/06/2023	Jnl		9	12132.57		96123.26
						revaluation of ms investments at year end
						Closing Balance
				12132.57	0.00	96123.26
79670						T Rowe Price global equity fund
						Opening Balance
						116468.63
30/06/2023	Jnl		9	21635.22		138103.85
						revaluation of ms investments at year end
						Closing Balance
				21635.22	0.00	138103.85

Client Code: HAR800 From First to Last by Account
From 01/07/2022 To 30/06/2023

Date	Type	Gp	Ref.	Debit	Credit	Balance
79680	Walter Scott global equity fund (hedged)					
Opening Balance						84156.96
30/06/2023	Jnl		9	9895.01		94051.97
				revaluation of ms investments at year end		
Closing Balance				9895.01	0.00	94051.97
79690	Zurich global growth fund (unhedged)					
Opening Balance						88373.90
30/06/2023	Jnl		5		97997.30	(9623.40)
				MS transactions for the year		
30/06/2023	Jnl		6	184.75		(9438.65)
				profit on disposal of investments during the year		
30/06/2023	Jnl		6		15187.44	(24626.09)
				profit on disposal of investments during the year		
30/06/2023	Jnl		7	24626.09		0.00
				revaluation of netwealth investments at year end		
Closing Balance				24810.84	113184.74	0.00
797	International Investments					
79705	Bicycle Therapeutics PLC					
Opening Balance						49870.20
30/06/2023	Jnl		1		47856.36	2013.84
				mac cmt cash receipts & pmts for the year		
30/06/2023	Jnl		2		11943.18	(9929.34)
				profit on disposal of investments during the year		
30/06/2023	Jnl		8	9929.34		0.00
				revaluation of int investments at year end		
Closing Balance				9929.34	59799.54	0.00
79710	Walt Disney					
Opening Balance						0.00
30/06/2023	Jnl		5	50459.43		50459.43
				MS transactions for the year		
30/06/2023	Jnl		9		889.20	49570.23
				revaluation of ms investments at year end		
Closing Balance				50459.43	889.20	49570.23

Client Code: HAR800
From First to Last by Account
From 01/07/2022 To 30/06/2023

Date	Type Gp	Ref.	Debit	Credit	Balance
79730					
					Halo Technologies portfolio
					Opening Balance
					206068.67
30/06/2023	Jnl	10		3682.01	202386.66
					halo transactions for the year
			0.00	3682.01	202386.66
					79780
					Wisc.LSE
					Opening Balance
					0.00
30/06/2023	Jnl	5	29425.67		29425.67
					MS transactions for the year
30/06/2023	Jnl	9	6256.29		35681.96
					revaluation of ms investments at year end
			35681.96	0.00	35681.96
					904
					Provision for income tax
					Opening Balance
					(1333.87)
30/06/2023	Jnl	1	3047.00		1713.13
					mac cmt cash receipts & pmts for the year
					dec 2022 payg
30/06/2023	Jnl	1	3047.00		4760.13
					mac cmt cash receipts & pmts for the year
					sept 2022 payg
30/06/2023	Jnl	1	2987.00		7747.13
					mac cmt cash receipts & pmts for the year
					june 2022 payg
30/06/2023	Jnl	1		1653.13	6094.00
					mac cmt cash receipts & pmts for the year
30/06/2023	Jnl	12	13772.41		19866.41
					tax expense for the year
			22853.41	1653.13	19866.41
					999
					Jobstream Selection Account
					99901
					Jobstream Selection Account
					Opening Balance
					22.00
30/06/2023	Jnl	0		22.00	0.00
					rollover adj
			0.00	22.00	0.00
					99999
					Clearing balance
					Opening Balance
					(22.00)
30/06/2023	Jnl	0	22.00		0.00
					rollover adj
			22.00	0.00	0.00

Client Code: HAR800 From First to Last by Account
From 01/07/2022 To 30/06/2023

Date	Type Gp	Ref.	Debit	Credit	Balance
	Debits			5434717.57	
	Credits			5434717.57	
	No. of Accounts			66.00	
	No. of Entries			124.00	

Client Code: HAR800

Date	Type	Grp	Ref	Account	Description	Amount	Bal2	Narration
01/07/2022	Jnl			55002	Profit this year	(926439.02)	-	Year end balance forward : Profit distribution
01/07/2022	Jnl			55001	Unallocated Benefits Brought Forward	926439.02	-	Year end balance forward
01/07/2022	Jnl			55003	Distribution to members	926439.02	-	Year end balance forward
01/07/2022	Jnl			55001	Unallocated Benefits Brought Forward	(926439.02)	-	Year end balance forward
01/07/2022	Jnl			55202	Allocated earnings	(926439.02)	-	Year end balance forward
01/07/2022	Jnl			55201	Balance at beginning of year	926439.02	-	Year end balance forward
01/07/2022	Jnl			55205	Income tax expense on earnings	(1333.87)	-	Year end balance forward
01/07/2022	Jnl			55201	Balance at beginning of year	1333.87	-	Year end balance forward
30/06/2023	Jnl		1	682	Macquarie CMT	395986.53	-	Year end balance forward mac cmt cash receipts & pmts for the year
30/06/2023	Jnl		1	19902	Macquarie Bank CMT	(8854.04)	-	Year end balance forward mac cmt cash receipts & pmts for the year
30/06/2023	Jnl		1	683	Morgan Stanley portfolio account	137885.10	-	Year end balance forward mac cmt cash receipts & pmts for the year
30/06/2023	Jnl		1	904	Provision for income tax	3047.00	-	Year end balance forward mac cmt cash receipts & pmts for the year
30/06/2023	Jnl		1	300	Accountancy fees	6600.00	-	Year end balance forward mac cmt cash receipts & pmts for the year
30/06/2023	Jnl		1	364	Filing fees	59.00	-	Year end balance forward mac cmt cash receipts & pmts for the year
30/06/2023	Jnl		1	904	Provision for income tax	3047.00	-	Year end balance forward mac cmt cash receipts & pmts for the year
30/06/2023	Jnl		1	904	Provision for income tax	2987.00	-	Year end balance forward mac cmt cash receipts & pmts for the year
30/06/2023	Jnl		1	79705	Bicycle Therapeutics PLC	(47856.36)	-	Year end balance forward mac cmt cash receipts & pmts for the year
30/06/2023	Jnl		1	364	Filing fees	259.00	-	Year end balance forward mac cmt cash receipts & pmts for the year
30/06/2023	Jnl		1	904	Provision for income tax	(1653.13)	-	Year end balance forward mac cmt cash receipts & pmts for the year

Client Code: HAR800

Date	Type	Grp	Ref	Account	Description	Amount	Bal2	Narration
30/06/2023	Jnl	1	1	681	Netwealth portfolio account	(210737.12)	-	mac cmt cash receipts & pmts for the year
30/06/2023	Jnl	1	1	683	Morgan Stanley portfolio account	(279616.89)	-	mac cmt cash receipts & pmts for the year
30/06/2023	Jnl	1	1	681	Netwealth portfolio account	(1153.09)	-	mac cmt cash receipts & pmts for the year
30/06/2023	Jnl	0	0	99999	Clearing balance	22.00	-	rollover adj
30/06/2023	Jnl	0	0	99901	Jobstream Selection Account	(22.00)	-	rollover adj
30/06/2023	Jnl	2	2	20435	International investments	11943.18	-	profit on disposal of investments during the year
30/06/2023	Jnl	2	2	79705	Bicycle Therapeutics PLC	(11943.18)	-	profit on disposal of investments during the year
30/06/2023	Jnl	3	3	78915	ANZ - cps5	50271.26	-	netwealth transactions for the year
30/06/2023	Jnl	3	3	79010	Dexus ariet fund	22000.00	-	netwealth transactions for the year
30/06/2023	Jnl	3	3	79460	Platypus aust equity fund	36000.00	-	netwealth transactions for the year
30/06/2023	Jnl	3	3	79410	Benelong aust equities fund	24000.00	-	netwealth transactions for the year
30/06/2023	Jnl	3	3	79110	SGH aust small coys fund	27000.00	-	netwealth transactions for the year
30/06/2023	Jnl	3	3	79050	SGH property income fund	10000.00	-	netwealth transactions for the year
30/06/2023	Jnl	3	3	79160	Pengana emerging coys fund	9000.00	-	netwealth transactions for the year
30/06/2023	Jnl	3	3	78965	Perpetual pure credit alpha fund	20000.00	-	netwealth transactions for the year
30/06/2023	Jnl	3	3	78960	Principal global credit opps fund	30000.00	-	netwealth transactions for the year

Client Code: HAR800

Date	Type	Grp	Ref	Account	Description	Amount	Bal2	Narration
30/06/2023	Jnl		3	79430	Hyperion aust growth coys fund	67000.00	-	netwealth transactions for the year
30/06/2023	Jnl		3	79130	Hyperion small growth coys fund	30000.00	-	netwealth transactions for the year
30/06/2023	Jnl		3	79503	ANZ Ltd	6123.60	-	netwealth transactions for the year
30/06/2023	Jnl		3	78915	ANZ - ops5	62.84	-	netwealth transactions for the year
30/06/2023	Jnl		3	78920	CBA Perls VII	(75000.00)	-	netwealth transactions for the year
30/06/2023	Jnl		3	344	Portfolio fees	1550.00	-	netwealth transactions for the year
30/06/2023	Jnl		3	19901	Netwealth managed portfolio	(2540.61)	-	netwealth transactions for the year
30/06/2023	Jnl		3	19901	Netwealth managed portfolio	(831.12)	-	netwealth transactions for the year
30/06/2023	Jnl		3	19802	Netwealth managed portfolio	(8368.31)	-	netwealth transactions for the year
30/06/2023	Jnl		3	19802	Netwealth managed portfolio	(41941.01)	-	netwealth transactions for the year
30/06/2023	Jnl		3	344	Portfolio fees	8335.71	-	netwealth transactions for the year
30/06/2023	Jnl		3	19650	Netwealth managed portfolio	(41095.66)	-	netwealth transactions for the year
30/06/2023	Jnl		3	79070	Vanguard property index fund	211.93	-	netwealth transactions for the year
30/06/2023	Jnl		3	681	Netwealth portfolio account	(171778.63)	-	netwealth transactions for the year
30/06/2023	Jnl		4	78920	CBA Perls VII	249.00	-	profit on disposal of investments during the year
30/06/2023	Jnl		4	20432	Netwealth investments	(249.00)	-	profit on disposal of investments during the year
30/06/2023	Jnl		5	683	Morgan Stanley			

Client Code: HAR800

Date	Type	Grp	Ref	Account	Description	Amount	Bal2	Narration
30/06/2023	Jnl		5	79690	portfolio account Zurich global	412891.40	-	MS transactions for the year
30/06/2023	Jnl		5	79110	growth fund (unhedged) SGH aust small coys fund	(97997.30)	-	MS transactions for the year
30/06/2023	Jnl		5	344	Portfolio fees	(183203.96)	-	MS transactions for the year
30/06/2023	Jnl		5	79130	Hyperion small growth coys fund	4631.69	-	MS transactions for the year
30/06/2023	Jnl		5	79410	Bennelong aust equities fund	(195298.96)	-	MS transactions for the year
30/06/2023	Jnl		5	78975	Smart Money high income fund	(105000.00)	-	MS transactions for the year
30/06/2023	Jnl		5	344	Portfolio fees	100000.00	-	MS transactions for the year
30/06/2023	Jnl		5	78925	CBA Peris PM	85.19	-	MS transactions for the year
30/06/2023	Jnl		5	79710	Walt Disney	58000.00	-	MS transactions for the year
30/06/2023	Jnl		5	79780	Wise.LSE	50459.43	-	MS transactions for the year
30/06/2023	Jnl		5	19803	Morgan Stanley	29425.67	-	MS transactions for the year
30/06/2023	Jnl		5	19603	Morgan Stanley	(2772.33)	-	MS transactions for the year
30/06/2023	Jnl		5	19603	Morgan Stanley	(89002.85)	-	MS transactions for the year
30/06/2023	Jnl		5	20403	Morgan Stanley investments	(11.28)	-	MS transactions for the year
30/06/2023	Jnl		6	79410	Bennelong aust equities fund	17793.30	-	MS transactions for the year
30/06/2023	Jnl		6	79130	Hyperion small growth coys fund	(16130.72)	-	profit on disposal of investments during the year
30/06/2023	Jnl		6	79130	Hyperion small growth coys fund	5126.18	-	profit on disposal of investments during the year
30/06/2023	Jnl		6	79110	SGH aust small coys fund	(53654.19)	-	profit on disposal of investments during the year
30/06/2023	Jnl		6	79110	SGH aust small coys fund	49.85	-	profit on disposal of investments during the year
30/06/2023	Jnl		6	79690	Zurich global growth fund (unhedged)	(25581.67)	-	profit on disposal of investments during the year
30/06/2023	Jnl		6	79690	Zurich global growth fund (unhedged)	184.75	-	profit on disposal of investments during the year
30/06/2023	Jnl		6	20433	Morgan Stanley	(15187.44)	-	profit on disposal of investments during the year

Client Code: HAR800

Date	Type	Grp	Ref	Account	Description	Amount	Bal2	Narration
					investments	105193.24	-	profit on disposal of investments during the year
30/06/2023	Jnl		7	681	Netwealth portfolio account	1296.53	-	revaluation of netwealth investments at year end
30/06/2023	Jnl		7	79110	SGH aust small coys fund	43829.38	-	revaluation of netwealth investments at year end
30/06/2023	Jnl		7	79130	Hyperion small growth coys fund	86722.91	-	revaluation of netwealth investments at year end
30/06/2023	Jnl		7	79690	Zurich global growth fund (unhedged)	24626.09	-	revaluation of netwealth investments at year end
30/06/2023	Jnl		7	78920	CBA Perls VII	(219.00)	-	revaluation of netwealth investments at year end
30/06/2023	Jnl		8	79705	Bicycle Therapeutics PLC	9929.34	-	revaluation of int investments at year end
30/06/2023	Jnl		8	20405	International investments	(9929.34)	-	revaluation of int investments at year end
30/06/2023	Jnl		9	79503	ANZ Ltd	9728.28	-	revaluation of ms investments at year end
30/06/2023	Jnl		9	79460	Platypus aust equity fund	31720.36	-	revaluation of ms investments at year end
30/06/2023	Jnl		9	79410	Bennelong aust equities fund	23033.88	-	revaluation of ms investments at year end
30/06/2023	Jnl		9	79508	BHP Billiton Ltd	8078.40	-	revaluation of ms investments at year end
30/06/2023	Jnl		9	79430	Hyperion aust growth coys fund	42218.99	-	revaluation of ms investments at year end
30/06/2023	Jnl		9	79551	Cochlear Ltd	15185.00	-	revaluation of ms investments at year end
30/06/2023	Jnl		9	79170	SGH emerging coys fund	(7213.80)	-	revaluation of ms investments at year end
30/06/2023	Jnl		9	79526	IRESS Market Technology Ltd	(11583.18)	-	revaluation of ms investments at year end

Client Code: HAR800

Date	Type	Grp	Ref	Account	Description	Amount	Bal2	Narration
30/06/2023	Jnl		9	79528	Macquarie Bank Ltd	11995.65	-	revaluation of ms investments at year end
30/06/2023	Jnl		9	79529	NAB Ltd	(3581.22)	-	revaluation of ms investments at year end
30/06/2023	Jnl		9	79160	Pengana emerging coys fund	3170.38	-	revaluation of ms investments at year end
30/06/2023	Jnl		9	79537	Seek Ltd	4044.24	-	revaluation of ms investments at year end
30/06/2023	Jnl		9	79580	Woodside Energy Group Ltd	1014.00	-	revaluation of ms investments at year end
30/06/2023	Jnl		9	79545	Wesfarmers Ltd	20098.15	-	revaluation of ms investments at year end
30/06/2023	Jnl		9	79710	Walt Disney	(889.20)	-	revaluation of ms investments at year end
30/06/2023	Jnl		9	79670	T Rowe Price global equity fund	21635.22	-	revaluation of ms investments at year end
30/06/2023	Jnl		9	79610	Arrowstreet global equity fund (hedged)	9299.94	-	revaluation of ms investments at year end
30/06/2023	Jnl		9	79680	Walter Scott global equity fund (hedged)	9895.01	-	revaluation of ms investments at year end
30/06/2023	Jnl		9	79655	Magellan high conviction fund	17602.58	-	revaluation of ms investments at year end
30/06/2023	Jnl		9	79660	Platinum unhedged fund	12132.57	-	revaluation of ms investments at year end
30/06/2023	Jnl		9	79630	Hyperion global growth companies fund	40711.37	-	revaluation of ms investments at year end
30/06/2023	Jnl		9	79780	Wise.LSE	6256.29	-	revaluation of ms investments at year end
30/06/2023	Jnl		9	79010	Dexus ariet fund	(5443.08)	-	revaluation of ms investments at year end
30/06/2023	Jnl		9	79050	SGH property income fund	(2674.24)	-	revaluation of ms investments at year end
30/06/2023	Jnl		9	79070	Vanguard property index fund	5130.23	-	revaluation of ms investments at year end

Client Code: HAR800

Date	Type	Grp	Ref	Account	Description	Amount	Bal2	Narration
30/06/2023	Jnl		9	79080	Zurich property securities fund	10323.87	-	at year end
30/06/2023	Jnl		9	78910	ANZ - cps4	(1430.00)	-	revaluation of ms investments at year end
30/06/2023	Jnl		9	78915	ANZ - cps5	(902.90)	-	revaluation of ms investments at year end
30/06/2023	Jnl		9	78925	CBA Perls PM	336.40	-	revaluation of ms investments at year end
30/06/2023	Jnl		9	78965	Perpetual pure credit alpha fund	2618.81	-	revaluation of ms investments at year end
30/06/2023	Jnl		9	78960	Principal global credit opps fund	(1135.85)	-	revaluation of ms investments at year end
30/06/2023	Jnl		9	78975	Smart Money high income fund	(1094.82)	-	revaluation of ms investments at year end
30/06/2023	Jnl		9	20403	Morgan Stanley investments	(270281.33)	-	revaluation of ms investments at year end
30/06/2023	Jnl		7	20402	Netwealth investments	(156255.91)	-	revaluation of ms investments at year end
30/06/2023	Jnl		10	79730	Halo Technologies portfolio	(3682.01)	-	halo transactions for the year
30/06/2023	Jnl		10	19610	Halo Technologies portfolio	(1051.56)	-	halo transactions for the year
30/06/2023	Jnl		10	20435	International investments	(3445.47)	-	halo transactions for the year
30/06/2023	Jnl		10	344	Portfolio fees	164.10	-	halo transactions for the year
30/06/2023	Jnl		10	20405	International investments	8014.94	-	halo transactions for the year
30/06/2023	Jnl		11	55003	Distribution to members	472000.47	-	halo transactions for the year
30/06/2023	Jnl		11	55202	Allocated earnings	(472000.47)	-	allocation of net earnings to members for the year
30/06/2023	Jnl		12	904	Provision for income tax	13772.41	-	allocation of net earnings to members for the year
30/06/2023	Jnl		12	55205	Income tax expense on earnings	(13772.41)	-	tax expense for the year

Client Code: HAR800

Date	Type	Grp	Ref	Account	Description	Amount	Bal2	Narration
------	------	-----	-----	---------	-------------	--------	------	-----------

Debits: 5434717.57
Credits: (5434717.57)
Total: -

No. Trans: 124

**HARVEY SUTTON SUPERANNUATION FUND
MEMBERS ACCOUNTS
AS AT 30 JUNE 2023**

MEMBER	ALISTAIR HARVEY SUTTON	PHILLIPA HARVEY SUTTON	TOTAL
OPENING BALANCE	0.00	5,063,570.36	5,063,570.36
EMPLOYER CONTRIBUTIONS	0.00	0.00	0.00
MEMBER CONTRIBUTIONS	0.00	0.00	0.00
TAX APPLICABLE TO CONTRIBUTIONS	0.00	0.00	0.00
SURCHARGE ON CONTRIBUTIONS	0.00	0.00	0.00
BENEFITS TRANSFERRED IN	0.00	0.00	0.00
SHARE OF PROFIT	0.00	472,000.47	472,000.47
TAX APPLICABLE TO PROFIT	0.00	13,772.21	13,772.21
BENEFITS PAID OUT	0.00	0.00	0.00
TOTAL MEMBERS ACCOUNT	0.00	5,549,343.04	5,549,343.04
REPRESENTED BY			
TAX FREE COMPONENT			
CONTRIBUTIONS SEGMENT	0.00	1,704,409.95	1,704,409.95
CRYSTALLISED SEGMENT	0.00	194,578.81	194,578.81
TAXABLE COMPONENT			
TAXED ELEMENT	0.00	3,650,354.28	3,650,354.28
UNTAXED ELEMENT (INSURANCE COMPONENT)	0.00	0.00	0.00
TOTAL MEMBERS BENEFIT	0.00	5,549,343.04	5,549,343.04
ELIGIBLE SERVICE PERIOD			
DATE OF BIRTH	05/01/1933	17/02/1951	
AGE - 30 JUNE 2023	90	72	
PERIOD START DATE	07/06/1991	01/01/1981	
PRE JUNE 1983 DAYS	0	911	
POST JUNE 1983 DAYS	11,711	14,610	
TOTAL SERVICE DAYS - 30/06/23	11,711	15,521	
MEMBERS RBL LIMIT - LUMP SUM	678,149.00	678,149.00	
EXCESS BENEFITS	0.00	4,676,615.23	
MEMBERS RBL LIMIT - PENSION	1,356,291.00	1,356,291.00	
EXCESS BENEFITS	0.00	4,193,052.04	

KEY NOTES & FORMULAS

CONTRIBUTIONS SEGMENT		
OPENING BALANCE - 01/07/2022	0.00	1,704,409.95
EXTERNAL FUND TRANSFERS	0.00	0.00
MEMBERS CONTRIBUTIONS	0.00	0.00
LESS: BENEFITS PAID/ TRANSFERS OUT	0.00	0.00
	0.00	1,704,409.95
CRYSTALLISED SEGMENT		
UNDEDUCTED CONTRIBUTIONS - PRE 1/7/07	0.00	194,578.81
PRE JULY 1983 COMPONENT - PRE 1/7/07	0.00	0.00
EXTERNAL FUND TRANSFERS	0.00	0.00
CGT EXEMPT COMPONENT	0.00	0.00
CONCESSIONAL COMPONENT	0.00	0.00
POST JUNE 1994 INVALIDITY COMPONENT	0.00	0.00
LESS: BENEFITS PAID/ TRANSFERS OUT	0.00	0.00
	0.00	194,578.81
TAXABLE COMPONENT (TAXED ELEMENT)		
MEMBERS ACCOUNT BALANCE - 30/06/23	0.00	5,549,343.04
LESS: CONTRIBUTIONS SEGMENT	0.00	-1,704,409.95
LESS: CRYSTALLISED SEGMENT	0.00	-194,578.81
	0.00	3,650,354.28
NOTES		

The following link should be used to verify the calculation of the crystallised segment as at 30 June 2007
<http://calculators.at.gov.au/scripts/axos/axos.asp?CONTEXT=&KBS=SCC.xr4&go=ok>

HARVEY SUTTON SUPERANNUATION FUND
MEMBERS ACCOUNTS
AS AT 30 JUNE 2023

EARNINGS RATE	2023	2022	2021	2020	2019	2018	2017
OPENING BALANCE OF FUND	5,063,570.36	5,991,343.25	4,684,927.52	5,391,301.40	5,225,565.83	4,711,821.67	4,131,480.92
NET FUND EARNINGS							
EARNINGS FOR YEAR	472,000.47	-926,439.02	1,315,875.17	-709,001.18	137,111.55	497,117.16	562,303.84
TAX APPLICABLE TO EARNINGS	13,772.21	-2,240.77	-11,381.89	-3,746.76	21,828.24	15,071.00	18,856.28
NET FUND EARNINGS	485,772.68	-928,679.79	1,304,493.28	-712,747.94	158,939.79	512,188.16	581,160.12
AVERAGE EARNING RATE	9.59%	-15.50%	27.84%	-13.22%	3.04%	10.87%	14.07%

AVERAGE 5 YEAR RATE

2.35% **2.61%** **8.52%** **3.42%** **7.33%** **9.83%** **11.34%**

HARVEY SUTTON SUPERANNUATION FUND
 INCOME TAX EXPENSE CALCULATION WORKSHEET
 FOR THE YEAR ENDED 30 JUNE 2023

DESCRIPTION	INCOME TAX EXPENSE		PROVISION FOR TAX	FUTURE INCOME TAX BENEFIT		PROVISION FOR DEFERRED TAX	
	EXPENSE	MOVEMENT		OPENING BALANCE	CLOSING BALANCE	OPENING BALANCE	CLOSING BALANCE
ACCRUED BENEFITS FROM OPERATIONS	472,000.00		-472,000.00				
PERMANENT DIFFERENCES							
PENALTIES & FINES	0.00		0.00				
IMPUTATION CREDITS	31,070.00		-31,070.00				
FOREIGN TAX CREDITS	1,313.00		-1,313.00				
WITHHOLDING TAX	0.00		0.00				
REALISED LOSSES N/B TO ACC AS FITB	0.00		0.00				
NON ASSESSABLE PORTION OF TRUST DISTRIBUTIONS	0.00		0.00				
NON ASSESSABLE TRUST							
CAPITAL GAINS	-70,987.00		70,987.00				
NON ASSESSABLE PORTION OF REALISED CAPITAL GAINS	78,695.00		-78,695.00				
NON ASSESSABLE PORTION OF UNREALISED CAPITAL GAINS	0.00		0.00				
MEMBER CONTRIBUTIONS	0.00		0.00				
EXEMPT PENSION INCOME	0.00		0.00				
OTHER NON ASSESABLE	0.00		0.00				
1/3 DISCOUNT ON UNREALISED CAPITAL GAINS	-129,339.00		129,339.00				
TIMING DIFFERENCES							
TAX DEFERRED TRUST DISTRIBUTIONS			-22,642.00			207,962.00	-258,677.00
UNREALISED CAPITAL GAINS			410,658.00				0.00
CAPITAL LOSSES							
OPENING BALANCE			0.00				
CLOSING BALANCE							0.00
less PERMANENT DIFFERENCE							
DISC ON UNREALISED CAP GAINS			-129,339.00				
TOTAL ASSESSABLE INCOME	382,752.00		-124,075.00	0.00	0.00	207,962.00	-258,677.00
TAX PAYABLE AT 15%	57,412.80		-18,611.25	0.00	0.00	31,194.30	-38,801.55
IMPUTATION CREDITS	-31,070.00		31,070.00				
FOREIGN TAX CREDITS	-1,313.46		1,313.46				
TFN TAX	0.00		0.00				
TOTAL TAX PAYABLE	25,029.34		13,772.21	0.00	0.00	31,194.30	-38,801.55
							-7,607.25

MANAGED FUND TAX ADJUSTMENTS	IMPUTATION CREDITS	FOREIGN TAX CREDITS	TAX FREE INCOME	TAX DEF INCOME	DISCOUNT CAP GAINS	TFN TAX
B/FWD PREVIOUS YEAR						
NETWEALTH MANAGED PORTFOLIO	22,963.06	292.72	0.00	4,865.09	18,825.68	0.00
HALO TECHNOLOGIES	359.43	36.25	0.00	0.00	0.00	0.00
MORGAN STANLEY	7,747.51	984.49	0.00	4,490.60	52,161.00	0.00
MACQUARIE GLOBAL FRANCHISE MAQC	0.00	0.00	0.00	0.00	0.00	0.00
MACQUARIE COMMS INFRASTRUCTURE	0.00	0.00	0.00	0.00	0.00	0.00
PLATINUM ASIA FUND PLA0004	0.00	0.00	0.00	0.00	0.00	0.00
PLATINUM INTERNATIONAL BRANDS	0.00	0.00	0.00	0.00	0.00	0.00
PLATINUM ASIA FUND	0.00	0.00	0.00	0.00	0.00	0.00
LISTED SHR - PHILLIPA PER JBWERE	0.00	0.00	0.00	0.00	0.00	0.00
C/FWD END OF YEAR	0.00	0.00	0.00	0.00	0.00	0.00
TOTALS	31,070.00	1,313.46	0.00	9,355.69	70,986.68	0.00

DEFERRED TAX LIABILITY PROOF

ASSETS - MARKET VALUE @ 30/06/2023

DIRECT EQUITIES	4,327,438.26
MANAGED FUNDS	0.00
TOTAL ASSETS - MARKET VALUE	4,327,438.26

ASSETS - COST

DIRECT EQUITIES	4,669,263.00
MANAGED FUNDS	0.00
TOTAL ASSETS - COST	4,669,263.00

NET INCREMENT TO 30/06/2023

-341,824.74

TAX DEFERRED INCOME C/FWD

	YEAR PRE 2019	YEAR 2019	YEAR 2020	YEAR 2021	YEAR 2022	YEAR 2023	REDEEMED	TOTAL
--	------------------	--------------	--------------	--------------	--------------	--------------	----------	-------

B/FWD PREVIOUS YEAR

0.00

NETWEALTH MANAGED PORTFOLIO

0.00

HALO TECHNOLOGIES

0.00

STOCKLAND GROUP

0.00

MORGAN STANLEY

0.00

PLATINUM ASIA FUND

0.00

C/FWD END OF YEAR

0.00

TOTALS

-13,647.12

TOTAL UNREALISED INCOME

-355,471.86

LESS:

CGT CONCESSION APPLIED - 1/3

-118,490.62

TOTAL UNREALISED TAXABLE INCOME

-236,981.24

TAX RATE APPLIED - 15%

-35,547.19

DIFFERENCE

-43,154.44



Australian Government
Australian Taxation Office

Agent STIRLING WARTON TAYLOR PTY LIMITED

Client THE TRUSTEE FOR HARVEY SUTTON SUPERANNUATION FUND

ABN 68 658 705 712

TFN 44 517 596

Income tax 551

Date generated	10 November 2023
Overdue	\$0.00
Not yet due	\$0.00
Balance	\$0.00

Transactions

2 results found - from **01 July 2022** to **10 November 2023** sorted by **processed date** ordered **newest to oldest**

Processed date	Effective date	Description	Debit (DR)	Credit (CR)	Balance
20 Dec 2022	23 Dec 2022	EFT refund for Income Tax for the period from 01 Jul 21 to 30 Jun 22	\$1,394.13		\$0.00
19 Dec 2022	19 Dec 2022	Tax return Self Man Superfund - Income Tax for the period from 01 Jul 21 to 30 Jun 22		\$1,394.13	\$1,394.13 CR



Australian Government
Australian Taxation Office

Agent STIRLING WARTON TAYLOR PTY LIMITED
Client THE TRUSTEE FOR HARVEY SUTTON SUPERANNUATION FUND
ABN 68 658 705 712
TFN 44 517 596

Activity statement 001

Date generated	10 November 2023
Overdue	\$0.00
Not yet due	\$0.00
Balance	\$353.00 CR

Transactions

10 results found - from **01 July 2022** to **30 September 2023** sorted by **processed date** ordered **newest to oldest**

Processed date	Effective date	Description	Debit (DR)	Credit (CR)	Balance
7 Aug 2023	28 Jul 2023	Original Activity Statement for the period ending 30 Jun 23		\$0.00	\$0.00
24 Apr 2023	28 Apr 2023	Original Activity Statement for the period ending 31 Mar 23		\$0.00	\$0.00
1 Mar 2023	1 Mar 2023	General interest charge			\$0.00
28 Feb 2023	28 Feb 2023	Original Activity Statement for the period ending 31 Dec 22 - PAYG Withholding	\$3,047.00		\$0.00
22 Feb 2023	21 Feb 2023	Payment received		\$3,047.00	\$3,047.00 CR
25 Oct 2022	28 Oct 2022	Original Activity Statement for the period ending 30 Sep 22 - PAYG Instalments	\$3,047.00		\$0.00
19 Oct 2022	18 Oct 2022	Payment received		\$3,047.00	\$3,047.00 CR
12 Aug 2022	12 Aug 2022	General interest charge			\$0.00
10 Aug 2022	28 Jul 2022	Original Activity Statement for the period ending 30 Jun 22 - PAYG Instalments	\$2,987.00		\$0.00

Processed date	Effective date	Description	Debit (DR)	Credit (CR)	Balance
8 Aug 2022	5 Aug 2022	Payment received		\$2,987.00	\$2,987.00 CR




Australian Government
Australian Taxation Office

PAYG Instalments report 2023

Tax Agent 72517001
Last Updated 04/11/2023

TFN	Client Name	Quarter 1 (\$)	Quarter 2 (\$)	Quarter 3 (\$)	Quarter 4 (\$)	Total Instalment (\$)
44517596	THE TRUSTEE FOR HARVEY SUTTON SUPERANNUATION FUND	3,047.00	0.00	0.00	0.00	3,047.00

Total No of Clients: 1



Macquarie Cash Management Account

MACQUARIE BANK LIMITED
ABN 46 008 583 542 AFSL 237502

enquiries 1800 806 310
transact@macquarie.com
www.macquarie.com.au

GPO Box 2520
Sydney, NSW 2001

1 Shelley Street
Sydney, NSW 2000



HARVEY-SUTTON SUPERANNUATION FUND
PTY LTD ATTN DR P HARVEY-SUTTON
L 8 193 MACQUARIE STREET
SYDNEY NSW 2000

account balance **\$751,080.19**
as at 30 Jun 23

account name HARVEY-SUTTON SUPERANNUATION FUND
PTY LTD ATF HARVEY SUTTON
SUPERANNUATION FUND-ACCOUNT B
account no. 961441151

transaction	description	debits	credits	balance
31.05.23	OPENING BALANCE			748,346.82
13.06.23	Deposit NETWEALTH INVEST WRAP05319213062023		1,153.09	749,499.91
30.06.23	Interest MACQUARIE CMA INTEREST PAID*		1,580.28	751,080.19
	CLOSING BALANCE AS AT 30 JUN 23	0.00	2,733.37	751,080.19

* Stepped interest rates for the period 1 June to 22 June: balances \$0.00 to \$4,999.99 earned 2.50% balances \$5,000.00 and above earned 2.50%pa (22 days); 23 June to 30 June: balances \$0.00 to \$4,999.99 earned 2.75% balances \$5,000.00 and above earned 2.75%pa (8 days)

how to make a transaction

online
Log in to www.macquarie.com.au/personal

by phone
Call 133 275 to make a phone transaction

transfers from another bank account
Transfer funds from another bank to this account:
BSB 182 512
ACCOUNT NO. 961441151

deposits using BPay
From another bank



Bill code: 667022
Ref: 961 441 151

continued on next



Macquarie Cash Management Account

enquiries 1800 806 310

account name HARVEY-SUTTON SUPERANNUATION FUND
PTY LTD ATF HARVEY SUTTON
SUPERANNUATION FUND-ACCOUNT B
account no. 961441151

Please note the following financial services companies and/or financial advisers have authority on your account.

Name	Authority Type
MORGAN STANLEY WEALTH MANAGEMENT AU	General withdrawal authority
MACQUARIE FINANCIAL SERVICES_MFS/SY	Clearing and settlement authority
MACQUARIE EQUITIES LTD	Enquiry authority
ROCHESTER ANDREW J MORGAN STANLEY WEALTH MANAGEMENT AU	Enquiry authority

Authority descriptions

Enquiry authority - you have authorised the third party to have access to information about your account.

General withdrawal authority - you have authorised the third party to:

- withdraw their fees from your account,
- withdraw funds from your account to make payments on your behalf directly to the Australian Taxation Office (ATO), and
- make payments and withdrawals for any purpose including settlement or investment.

Clearing and settlement authority - you have authorised the named party to debit and credit your account in respect to clearing and settlement services they provide as set out in the relevant terms and conditions. This includes all settlement amounts for securities trading, brokerage, margins and other applicable fees and charges.

Please consider carefully who you appoint as a third party authority on your account as we may follow their instructions as if they were yours. It is important that you understand this risk and carefully consider what level of authority you give to them. For more information on third party authority levels search 'Macquarie Help' in your browser to find our Help Centre.

annual interest summary 2022/2023

INTEREST PAID	8,854.04
TOTAL INCOME PAID	8,854.04



Macquarie Cash Management Account

MACQUARIE BANK LIMITED
ABN 46 008 583 542 AFSL 237502

enquiries 1800 806 310
transact@macquarie.com
www.macquarie.com.au

GPO Box 2520
Sydney, NSW 2001

1 Shelley Street
Sydney, NSW 2000



HARVEY-SUTTON SUPERANNUATION FUND
PTY LTD ATTN DR P HARVEY-SUTTON
L 8 193 MACQUARIE STREET
SYDNEY NSW 2000

account balance **\$748,346.82**
as at 31 May 23

account name HARVEY-SUTTON SUPERANNUATION FUND
PTY LTD ATF HARVEY SUTTON
SUPERANNUATION FUND-ACCOUNT B
account no. 961441151

transaction	description	debits	credits	balance
28.04.23	OPENING BALANCE			884,382.43
29.05.23	Funds transfer MSWM - DIRECT TRANSFER - PAYEE MORGAN ST	137,885.10		746,497.33
31.05.23	Interest MACQUARIE CMA INTEREST PAID*		1,849.49	748,346.82
	CLOSING BALANCE AS AT 31 MAY 23	137,885.10	1,849.49	748,346.82

* Stepped interest rates for the period 29 April to 18 May: balances \$0.00 to \$4,999.99 earned 2.25% balances \$5,000.00 and above earned 2.25%pa (20 days); 19 May to 31 May: balances \$0.00 to \$4,999.99 earned 2.50% balances \$5,000.00 and above earned 2.50%pa (13 days)

how to make a transaction

online
Log in to www.macquarie.com.au/personal

by phone
Call 133 275 to make a phone transaction

transfers from another bank account
Transfer funds from another bank to this account:
BSB 182 512
ACCOUNT NO. 961441151

deposits using BPay
From another bank



Billers code: 667022
Ref: 961 441 151

continued on next



Macquarie Cash Management Account

MACQUARIE BANK LIMITED
ABN 46 008 583 542 AFSL 237502

enquiries 1800 806 310
transact@macquarie.com
www.macquarie.com.au

GPO Box 2520
Sydney, NSW 2001

1 Shelley Street
Sydney, NSW 2000



HARVEY-SUTTON SUPERANNUATION FUND
PTY LTD ATTN DR P HARVEY-SUTTON
L 8 193 MACQUARIE STREET
SYDNEY NSW 2000

account balance **\$884,382.43**
as at 28 Apr 23

account name HARVEY-SUTTON SUPERANNUATION FUND
PTY LTD ATF HARVEY SUTTON
SUPERANNUATION FUND-ACCOUNT B
account no. 961441151

transaction	description	debits	credits	balance
31.03.23	OPENING BALANCE			392,978.42
11.04.23	Deposit NETWEALTH INVEST WRAP05319211042023		210,737.12	603,715.54
21.04.23	Deposit SAME DAY DEPOSIT HARVEY-SUTTON SUPERANNU		279,616.89	883,332.43
28.04.23	Interest MACQUARIE CMA INTEREST PAID*		1,050.00	884,382.43
	CLOSING BALANCE AS AT 28 APR 23	0.00	491,404.01	884,382.43

* Stepped interest rates for the period 1 April to 28 April: balances \$0.00 to \$4,999.99 earned 2.25% balances \$5,000.00 and above earned 2.25%pa (28 days)

how to make a transaction

online
Log in to www.macquarie.com.au/personal

by phone
Call 133 275 to make a phone transaction

transfers from another bank account
Transfer funds from another bank to this account:
BSB 182 512
ACCOUNT NO. 961441151

deposits using BPay
From another bank



Bill code: 667022
Ref: 961 441 151

continued on next



Macquarie Cash Management Account

MACQUARIE BANK LIMITED
ABN 46 008 583 542 AFSL 237502

enquiries 1800 806 310
transact@macquarie.com
www.macquarie.com.au

GPO Box 2520
Sydney, NSW 2001

1 Shelley Street
Sydney, NSW 2000



HARVEY-SUTTON SUPERANNUATION FUND
PTY LTD ATTN DR P HARVEY-SUTTON
L 8 193 MACQUARIE STREET
SYDNEY NSW 2000

account balance \$392,978.42
as at 31 Mar 23

account name HARVEY-SUTTON SUPERANNUATION FUND
PTY LTD ATF HARVEY SUTTON
SUPERANNUATION FUND-ACCOUNT B
account no. 961441151

transaction	description	debits	credits	balance
28.02.23	OPENING BALANCE			392,262.65
31.03.23	Interest		715.77	392,978.42
	CLOSING BALANCE AS AT 31 MAR 23	0.00	715.77	392,978.42

* Stepped interest rates for the period 1 March to 21 March: balances \$0.00 to \$4,999.99 earned 2.10%
balances \$5,000.00 and above earned 2.10%pa (21 days); 22 March to 31 March: balances \$0.00 to
\$4,999.99 earned 2.25% balances \$5,000.00 and above earned 2.25%pa (10 days)

how to make a transaction

online
Log in to www.macquarie.com.au/personal

by phone
Call 133 275 to make a phone transaction


transfers from another bank account
Transfer funds from another bank to this account:
BSB 182 512
ACCOUNT NO. 961441151

deposits using BPay
From another bank



Billers code: 667022
Ref: 961 441 151

continued on next



Macquarie Cash Management Account

MACQUARIE BANK LIMITED
ABN 46 008 583 542 AFSL 237502

enquiries 1800 806 310
transact@macquarie.com
www.macquarie.com.au

GPO Box 2520
Sydney, NSW 2001



HARVEY-SUTTON SUPERANNUATION FUND
PTY LTD ATTN DR P HARVEY-SUTTON
L 8 193 MACQUARIE STREET
SYDNEY NSW 2000

1 Shelley Street
Sydney, NSW 2000

account balance **\$392,262.65**
as at 28 Feb 23

account name HARVEY-SUTTON SUPERANNUATION FUND
PTY LTD ATF HARVEY SUTTON
SUPERANNUATION FUND-ACCOUNT B
account no. 961441151

transaction	description	debits	credits	balance
31.01.23	OPENING BALANCE			394,697.88
21.02.23	BPAY BPAY TO TAX OFFICE PAYMENTS	3,047.00		391,650.88
28.02.23	Interest MACQUARIE CMA INTEREST PAID*		611.77	392,262.65
	CLOSING BALANCE AS AT 28 FEB 23	3,047.00	611.77	392,262.65

* Stepped interest rates for the period 1 February to 21 February: balances \$0.00 to \$4,999.99 earned 2.00%
balances \$5,000.00 and above earned 2.00%pa (21 days); 22 February to 28 February: balances \$0.00 to
\$4,999.99 earned 2.10% balances \$5,000.00 and above earned 2.10%pa (7 days)

how to make a transaction

online
Log in to www.macquarie.com.au/personal

by phone
Call 133 275 to make a phone transaction

transfers from another bank account
Transfer funds from another bank to this account:
BSB 182 512
ACCOUNT NO. 961441151

deposits using BPay
From another bank



Billers code: 667022
Ref: 961 441 151

continued on next



Macquarie Cash Management Account

MACQUARIE BANK LIMITED
ABN 46 008 583 542 AFSL 237502

enquiries 1800 806 310
transact@macquarie.com
www.macquarie.com.au

GPO Box 2520
Sydney, NSW 2001



HARVEY-SUTTON SUPERANNUATION FUND
PTY LTD ATTN DR P HARVEY-SUTTON
L 8 193 MACQUARIE STREET
SYDNEY NSW 2000

1 Shelley Street
Sydney, NSW 2000

account balance **\$394,697.88**
as at 31 Jan 23

account name HARVEY-SUTTON SUPERANNUATION FUND
PTY LTD ATF HARVEY SUTTON
SUPERANNUATION FUND-ACCOUNT B
account no. 961441151

transaction	description	debits	credits	balance
30.12.22	OPENING BALANCE			394,007.00
31.01.23	Interest MACQUARIE CMA INTEREST PAID*		690.88	394,697.88
	CLOSING BALANCE AS AT 31 JAN 23	0.00	690.88	394,697.88

* Stepped interest rates for the period 31 December to 31 January: balances \$0.00 to \$4,999.99 earned 2.00%
balances \$5,000.00 and above earned 2.00%pa (32 days)

how to make a transaction

online
Log in to www.macquarie.com.au/personal

by phone
Call 133 275 to make a phone transaction

transfers from another bank account
Transfer funds from another bank to this account:
BSB 182 512
ACCOUNT NO. 961441151

deposits using BPay
From another bank



Bill code: 667022
Ref: 961 441 151

continued on next



Macquarie Cash Management Account

MACQUARIE BANK LIMITED
ABN 46 008 583 542 AFSL 237502

enquiries 1800 806 310
transact@macquarie.com
www.macquarie.com.au

GPO Box 2520
Sydney, NSW 2001

1 Shelley Street
Sydney, NSW 2000



015 41934

HARVEY-SUTTON SUPERANNUATION FUND
PTY LTD ATTN DR P HARVEY-SUTTON
L 8 193 MACQUARIE STREET
SYDNEY NSW 2000

account balance **\$394,007.00**
as at 30 Dec 22

account name HARVEY-SUTTON SUPERANNUATION FUND
PTY LTD ATF HARVEY SUTTON
SUPERANNUATION FUND-ACCOUNT B
account no. 961441151

transaction	description	debits	credits	balance
30.11.22	OPENING BALANCE			398,606.90
05.12.22	Funds transfer TRANSACT FUNDS TFR TO STIRLING WARTON TA	6,600.00		392,006.90
23.12.22	Deposit ATO ATO0011000171115156		1,394.13	393,401.03
30.12.22	Interest MACQUARIE CMA INTEREST PAID*		605.97	394,007.00
CLOSING BALANCE AS AT 30 DEC 22		6,600.00	2,000.10	394,007.00

* Stepped interest rates for the period 1 December to 15 December: balances \$0.00 to \$4,999.99 earned 1.75% balances \$5,000.00 and above earned 1.75%pa (15 days); 16 December to 30 December: balances \$0.00 to \$4,999.99 earned 2.00% balances \$5,000.00 and above earned 2.00%pa (15 days)

how to make a transaction

online
Log in to www.macquarie.com.au/personal

by phone
Call 133 275 to make a phone transaction

transfers from another bank account
Transfer funds from another bank to this account:
BSB 182 512
ACCOUNT NO. 961441151

deposits using BPay
From another bank



Billers code: 667022
Ref: 961 441 151

continued on next



MACQUARIE

Macquarie Cash Management Account

MACQUARIE BANK LIMITED
ABN 46 008 583 542 AFSL 237502

enquiries 1800 806 310
transact@macquarie.com
www.macquarie.com.au

GPO Box 2520
Sydney, NSW 2001



HARVEY-SUTTON SUPERANNUATION FUND
PTY LTD ATTN DR P HARVEY-SUTTON
L 8 193 MACQUARIE STREET
SYDNEY NSW 2000

1 Shelley Street
Sydney, NSW 2000

account balance **\$398,606.90**
as at 30 Nov 22

account name HARVEY-SUTTON SUPERANNUATION FUND
PTY LTD ATF HARVEY SUTTON
SUPERANNUATION FUND-ACCOUNT B
account no. 961441151

transaction	description	debits	credits	balance
31.10.22	OPENING BALANCE			398,134.15
14.11.22	BPAY BPAY TO ASIC	59.00		398,075.15
30.11.22	Interest MACQUARIE CMA INTEREST PAID*		531.75	398,606.90
	CLOSING BALANCE AS AT 30 NOV 22	59.00	531.75	398,606.90

* Stepped interest rates for the period 1 November to 15 November: balances \$0.00 to \$4,999.99 earned 1.50% balances \$5,000.00 and above earned 1.50% pa (15 days); 16 November to 30 November: balances \$0.00 to \$4,999.99 earned 1.75% balances \$5,000.00 and above earned 1.75% pa (15 days)

how to make a transaction

online
Log in to www.macquarie.com.au/personal

by phone
Call 133 275 to make a phone transaction

transfers from another bank account
Transfer funds from another bank to this account:
BSB 182 512
ACCOUNT NO. 961441151

deposits using BPay
From another bank



Bill code: 667022
Ref: 961 441 151

continued on next



Macquarie Cash Management Account

MACQUARIE BANK LIMITED
ABN 46 008 583 542 AFSL 237502

enquiries 1800 806 310
transact@macquarie.com
www.macquarie.com.au

GPO Box 2520
Sydney, NSW 2001

1 Shelley Street
Sydney, NSW 2000



015 17469

HARVEY-SUTTON SUPERANNUATION FUND
PTY LTD ATTN DR P HARVEY-SUTTON
L 8 193 MACQUARIE STREET
SYDNEY NSW 2000

account balance **\$398,134.15**
as at 31 Oct 22

account name HARVEY-SUTTON SUPERANNUATION FUND
PTY LTD ATF HARVEY SUTTON
SUPERANNUATION FUND-ACCOUNT B
account no. 961441151

transaction	description	debits	credits	balance
30.09.22	OPENING BALANCE			400,708.15
18.10.22	BPAY BPAY TO TAX OFFICE PAYMENTS	3,047.00		397,661.15
31.10.22	Interest MACQUARIE CMA INTEREST PAID*		473.00	398,134.15
CLOSING BALANCE AS AT 31 OCT 22		3,047.00	473.00	398,134.15

* Stepped interest rates for the period 1 October to 13 October: balances \$0.00 to \$4,999.99 earned 1.25%
balances \$5,000.00 and above earned 1.25%pa (13 days); 14 October to 31 October: balances \$0.00 to
\$4,999.99 earned 1.50% balances \$5,000.00 and above earned 1.50%pa (18 days)

how to make a transaction

online
Log in to www.macquarie.com.au/personal

by phone
Call 133 275 to make a phone transaction

transfers from another bank account
Transfer funds from another bank to this account:
BSB 182 512
ACCOUNT NO. 961441151

deposits using BPay
From another bank



Bill code: 667022
Ref: 961 441 151

continued on next



Macquarie Cash Management Account

MACQUARIE BANK LIMITED
ABN 46 008 583 542 AFSL 237502

enquiries 1800 806 310
transact@macquarie.com
www.macquarie.com.au

GPO Box 2520
Sydney, NSW 2001

1 Shelley Street
Sydney, NSW 2000



HARVEY-SUTTON SUPERANNUATION FUND
PTY LTD ATTN DR P HARVEY-SUTTON
L 8 193 MACQUARIE STREET
SYDNEY NSW 2000

account balance **\$400,708.15**
as at 30 Sep 22

account name HARVEY-SUTTON SUPERANNUATION FUND
PTY LTD ATF HARVEY SUTTON
SUPERANNUATION FUND-ACCOUNT B
account no. 961441151

transaction	description	debits	credits	balance
31.08.22	OPENING BALANCE			400,354.45
30.09.22	Interest		MACQUARIE CMA INTEREST PAID*	353.70
	CLOSING BALANCE AS AT 30 SEP 22	0.00	353.70	400,708.15

* Stepped interest rates for the period 1 September to 15 September: balances \$0.00 to \$4,999.99 earned 0.90% balances \$5,000.00 and above earned 0.90%pa (15 days); 16 September to 30 September: balances \$0.00 to \$4,999.99 earned 1.25% balances \$5,000.00 and above earned 1.25%pa (15 days)

how to make a transaction

online
Log in to www.macquarie.com.au/personal

by phone
Call 133 275 to make a phone transaction

transfers from another bank account
Transfer funds from another bank to this account:
BSB 182 512
ACCOUNT NO. 961441151

deposits using BPay
From another bank



Bill code: 667022
Ref: 961 441 151

continued on next



Macquarie Cash Management Account

MACQUARIE BANK LIMITED
ABN 46 008 583 542 AFSL 237502enquiries 1800 806 310
transact@macquarie.com
www.macquarie.com.auGPO Box 2520
Sydney, NSW 2001HARVEY-SUTTON SUPERANNUATION FUND
PTY LTD ATTN MR A HARVEY-SUTTON
L 6 193 MACQUARIE ST
SYDNEY NSW 20001 Shelley Street
Sydney, NSW 2000account balance **\$400,354.45**
as at 31 Aug 22account name HARVEY-SUTTON SUPERANNUATION FUND
PTY LTD ATF HARVEY SUTTON
SUPERANNUATION FUND-ACCOUNT B
account no. 961441151

transaction	description	debits	credits	balance
29.07.22	OPENING BALANCE			403,072.57
05.08.22	BPAY BPAY TO TAX OFFICE PAYMENTS	2,987.00		400,085.57
31.08.22	Interest MACQUARIE CMA INTEREST PAID*		268.88	400,354.45
	CLOSING BALANCE AS AT 31 AUG 22	2,987.00	268.88	400,354.45

* Stepped interest rates for the period 30 July to 11 August: balances \$0.00 to \$4,999.99 earned 0.50%
balances \$5,000.00 and above earned 0.50%pa (13 days); 12 August to 31 August: balances \$0.00 to
\$4,999.99 earned 0.90% balances \$5,000.00 and above earned 0.90%pa (20 days)

how to make a transaction

online

Log in to www.macquarie.com.au/personal

by phone

Call 133 275 to make a phone transaction

transfers from another bank account


Transfer funds from another bank to this account:
BSB 182 512
ACCOUNT NO. 961441151

deposits using BPay

From another bank

Biller code: 667022
Ref: 961 441 151

continued on next



Macquarie Cash Management Account

MACQUARIE BANK LIMITED
ABN 46 008 583 542 AFSL 237502

enquiries 1800 806 310
transact@macquarie.com
www.macquarie.com.au

GPO Box 2520
Sydney, NSW 2001



015 18488

HARVEY-SUTTON SUPERANNUATION FUND
PTY LTD ATTN DR P HARVEY-SUTTON
L 8 193 MACQUARIE STREET
SYDNEY NSW 2000

1 Shelley Street
Sydney, NSW 2000

account balance **\$403,072.57**
as at 29 Jul 22

account name HARVEY-SUTTON SUPERANNUATION FUND
PTY LTD ATF HARVEY SUTTON
SUPERANNUATION FUND-ACCOUNT B
account no. 961441151

transaction	description	debits	credits	balance
30.06.22	OPENING BALANCE			355,093.66
06.07.22	Deposit MORGANS FINANCIA 11612667		47,856.36	402,950.02
29.07.22	Interest MACQUARIE CMA INTEREST PAID*		122.55	403,072.57
	CLOSING BALANCE AS AT 29 JUL 22	0.00	47,978.91	403,072.57

* Stepped interest rates for the period 1 July to 13 July: balances \$0.00 to \$4,999.99 earned 0.25% balances \$5,000.00 and above earned 0.25%pa (13 days); 14 July to 29 July: balances \$0.00 to \$4,999.99 earned 0.50% balances \$5,000.00 and above earned 0.50%pa (16 days)

how to make a transaction

online
Log in to www.macquarie.com.au/personal

by phone
Call 133 275 to make a phone transaction

transfers from another bank account
Transfer funds from another bank to this account:
BSB 182 512
ACCOUNT NO. 961441151

deposits using BPay
From another bank



Bill code: 667022
Ref: 961 441 151

continued on next

HARVEY-SUTTON SUPER FUND PTY LTD - HARVEY-SUTTON S/F B A/C - 582149

Adviser: Paul Ford & Julian Reynolds (R23)

From 01-Jul-2022 to 30-Jun-2023

Date	Sc	Reference	Description	Value	Balance
04-Jul-2022	CS	14656923	Sold 2000 BCYC.NAS @ 24.1090	\$-47,856.36	\$-47,856.36
06-Jul-2022	PT	8360432	DE: 182-512 961441151 14656923	\$47,856.36	\$0.00

Buy 3,000 ref/19.

59,799.54.

L = \$11,963.18.

This information is designed for general purposes only and is provided without consideration to any specific client's investment objectives, financial situation or needs. You should speak with your Morgans adviser before making any investment decisions. Those acting upon such information without first consulting one of Morgans' investment advisers do so entirely at their own risk. While the report is based on information from sources which Morgans considers reliable, its accuracy and completeness cannot be guaranteed. This document has been prepared by Morgans Financial Limited in accordance with its Australian Financial Services Licence (AFSL no. 235410). The views expressed herein are solely the views of Morgans Financial Limited.

HARVEY-SUTTON SUPER FUND PTY LTD

582149 - HARVEY-SUTTON S/F B A/C

Transactions

Select Type Ledger Account Transactions

Current Balance

\$0.00

Ledger Transactions

Date	Reference	Description	Value	Balance
6/07/2022	8360432	DE: 182-512 961441151 14656923	\$47,856.36	\$0.00
4/07/2022	14656923	Sold 2000 BCYC.NAS @ 24.1090	-\$47,856.36	-\$47,856.36
27/06/2022	8343829	DE: 182-512 961441151 14638613	\$3,470.56	\$0.00
23/06/2022	14638613	Sold 629 ORG @ 5.6400	-\$3,470.56	-\$3,470.56
4/05/2022	8259610	DE: 182-512 961441151 14540425	\$64,350.13	\$0.00
3/05/2022	14540425	Sold 2000 BCYC.NAS @ 32.4182	-\$64,350.13	-\$64,350.13
25/08/2021	11589062	DE: 182-512 961441151 14036640	-\$47,031.49	\$0.00
25/08/2021	14036640	Bght 1000 BCYC.NAS @ 46.7975	\$47,031.49	\$47,031.49
26/11/2019	9823183	DE: 182-512 961441151 12691832	-\$12,768.05	\$0.00
26/11/2019	12691832	Bght 1000 BCYC.NAS @ 12.6730	\$12,768.05	\$12,768.05
25/11/2019	9819784	DE: 182-512 961441151 12689644	-\$26,969.77	\$0.00
25/11/2019	12689644	Bght 2000 BCYC.NAS @ 13.3845	\$26,969.77	\$26,969.77
5/02/2019	6513171	DE: 182-512 961441151 12128445	\$23,802.00	\$0.00
1/02/2019	12128445	Sold 100000 LPI @ 0.2400	-\$23,802.00	-\$23,802.00
31/01/2019	6505217	DE: 182-512 961441151 12118943	\$23,802.00	\$0.00
29/01/2019	12118943	Sold 100000 LPI @ 0.2400	-\$23,802.00	-\$23,802.00
3/01/2019	6477872	DE: 182-512,961441151 12088978	\$9,418.67	\$0.00
31/12/2018	12088978	Sold 36527 LPI @ 0.2600	-\$9,418.67	-\$9,418.67
21/12/2018	6473427	DE: 182-512,961441151 12079443	\$1,031.42	\$0.00
19/12/2018	12079443	Sold 4000 LPI @ 0.2600	-\$1,031.42	-\$1,031.42

Footnotes

The cash balance displayed may not reflect all transactions undertaken in the past 48 hours. Your adviser will be able to provide you with a current cash balance.

Pending dividends/distributions are reported on the basis that you will receive cash. Participation in a reinvestment plan should be taken into consideration when planning for expected cash balances.

Buy confirmation

HARVEY-SUTTON SUPER FUND PTY
LTD
HARVEY-SUTTON S/F B A/C
PO BOX 866
EDGECLIFF NSW 2027

Morgans Financial Limited
Level 29, 123 Eagle Street,
Brisbane
GPO Box 202, Brisbane QLD 4001

Telephone: (07) 3334 4888

cce@morgans.com.au
www.morgans.com.au

Branch: Reynolds Securities

Level 5
234 George St
Sydney NSW 2000

Advisor: Julian Reynolds

Company BICYCLE THERAPEUTICS PLC (BCYC.NAS)
Security Class International ADR

Account No	582149	Quantity	Price	Consideration
Confirmation No	14036640	1,000	33.6445 USD	33,644.50 USD
Confirmation Date	25/08/2021			
Settlement Date	26/08/2021			
As At Date	24/08/2021			
		Foreign Fees / Foreign Taxes		0.00 USD
		Agency Fees		40.34 USD
		TOTAL		33,684.84 USD
		AUD/USD		0.7198
		TOTAL		46,797.50 AUD
		Brokerage		233.99 AUD
		GST Charges		0.00 AUD

Payment Due Incl GST 47,031.49 AUD

Recorded registration details

HARVEY-SUTTON SUPERANNUATION FUND
PTY LIMITED
HARVEY-SUTTON S/F B A/C
PO BOX 866
EDGECLIFF NSW
2027

Payment will be automatically drawn from your linked bank account. It is your responsibility to ensure there are sufficient cleared funds available.

Direct debits will be processed the business day prior to the settlement date.

This transaction will be settled in accordance with pre-arranged settlement instructions established on this account. Should you require settlement of this transaction by alternate methods you will need to contact this office before the settlement date of this transaction.

For GST purposes this document constitutes a TAX INVOICE. The Australian Tax Office (ATO) advises you to keep this Confirmation as a permanent record of this transaction. This Confirmation is issued subject to the terms and conditions set out in the terms and conditions stated on page two

A/c Name HARVEY-SUTTON SUPER FUND PTY LTD

Conf No. 14036640

A/c No. 582149

Amount 47,031.49 AUD



Halo Technologies Pty Limited
Level 4, 10 Barrack St, Sydney NSW 2000
Phone +61 2 9254 5993
Email support@halo-technologies.com

Holdings Report

Account Number: **8023**
Account Name: **Harvey-Sutton Superannuation Fund Pty Ltd ATF Harvey Sutton Superannuation Fund**
At Date: **June 30, 2023**

Cash Holdings

Currency	Amount	AUD Equiv
EUR	0.41	0.67
AUD	32,985.21	32,985.21
USD	86,088.42	129,205.83
HKD	0.19	0.04
CNH	0.00	0.00
Total		162,191.74

Vue Holdings

Vue Name	Ticker	Exchange	Name	Currency	Quantity	Price	Value (local)	Value (AUD)
Stock's Trm Holding	DRR	ASX	Deterra Royalties Ltd	AUD	6,989	4.60	32,149.40	32,149.40
Stock's Trm Holding	TXG	NAS	10x Genomics Inc Class A	USD	96	55.84	5,360.64	8,045.52
				Total				40,194.92

Total \$202,308.66.



Halo Technologies Pty Limited
Level 4, 10 Barrack St. Sydney NSW 2000
Phone: +61 2 8294 5993
Email: support@halo-technologies.com

Income Report

Account Number: **8023**

Account Name: **Harvey-Sutton Superannuation Fund Pty Ltd ATF Harvey Sutton Superannuation Fund**

Start Date: **July 1, 2022**

End Date: **June 30, 2023**

Filtered by: **REP**

Local Income

Name	Ticker	Pay Date	Quantity	Dividend Amount	% Franked	Amount Received	Unfranked Amount	Franked Amount	Tax Credit Amount
Deferra Royalties Ltd	DRR	March 23, 2023	6,989	0.1200	100.00	838.68	0.00	838.68	359.43
						838.68	0.00	838.68	359.43

Foreign Income

Name	Ticker	Exchange	Pay Date	Currency	Quantity	Gross Amount	Tax Withheld	Gross Amount (AUD)	Tax Withheld (AUD)
Coca-Cola Company	KO	NYS	July 1, 2022	USD	18	7.92	-1.19	11.62	-1.74
U.S. Bancorp	USB	NYS	July 15, 2022	USD	24	11.04	-1.66	16.25	-2.44
Verizon Communications Inc.	VZ	NYS	Aug. 1, 2022	USD	24	15.36	-2.30	21.85	-3.28
Bank of New York Mellon Corp	BK	NYS	Aug. 5, 2022	USD	27	9.99	-1.50	14.45	-2.17
Deere & Company	DE	NYS	Aug. 8, 2022	USD	12	13.56	-2.03	19.41	-2.91
American Express Company	AXP	NYS	Aug. 10, 2022	USD	8	4.16	-0.62	5.87	-0.88
Apple Inc.	AAPL	NAS	Aug. 11, 2022	USD	146	33.58	-5.04	47.25	-7.09
Zoetis Inc. Class A	ZTS	NYS	Sept. 1, 2022	USD	25	8.13	-1.22	11.97	-1.80
Microsoft Corporation	MSFT	NAS	Sept. 8, 2022	USD	85	52.70	-7.91	78.06	-11.71
						156.44	-23.47	226.75	-34.01
								<i>192.78</i>	

Name	Ticker	Exchange	Pay Date	Currency	Quantity	Gross Amount	Tax Withheld	Gross Amount (AUD)	Tax Withheld (AUD)
BYD Company Limited Class H	1211	HKG	July 29, 2022	HKD	1,000	123.45	-12.34	22.38	-2.24
						123.45	-12.34	22.38	-2.24

Total
20-18
8,050.56



Halo Technologies Pty Limited
Level 4, 10 Barrack St. Sydney NSW 2000
Phone: +61 2 8294 5943
Email: support@halo-technologies.com

Capital Gains Tax Report

Account Number: **8023**

Account Name: **Harvey-Sutton Superannuation Fund Pty Ltd ATF Harvey Sutton Superannuation Fund**

Start Date: **July 1, 2022**

End Date: **June 30, 2023**

Sale Allocation Method: **First In, First Out**

Summary (AUD)

Short Term Capital Gains	20,527.70	
less Available Capital Losses	-17,082.23	
Total Short Term Capital Gains		3,445.47
Long Term Capital Gains	0.00	
less Residual Capital Losses	0.00	
Total Long Term Capital Gains		0.00
less CGT Discount @ 50%		0.00
Total Taxable Capital Gains		3,445.47

Capital Gains - Short Term (AUD)

Stock Ticker	Stock Name	Exchange	Purchase Date	Sale Date	Sale Quantity	Cost Basis	Adjustments	Sale Value	Capital Gain
LMI	Lockheed Martin Corporation	NYS	Aug. 1, 2022	Aug. 19, 2022	12	-7,224.57	0.00	7,554.35	329.78
LMT	Lockheed Martin Corporation	NYS	Aug. 1, 2022	Aug. 19, 2022	6	-3,612.29	0.00	3,777.17	164.88
LMT	Lockheed Martin Corporation	NYS	Aug. 1, 2022	Aug. 19, 2022	25	-15,051.20	0.00	15,738.25	687.04
LMT	Lockheed Martin Corporation	NYS	Aug. 1, 2022	Aug. 19, 2022	14	-8,428.68	0.00	8,813.42	384.73
GOOG	Alphabet Inc. Class C	NAS	Aug. 1, 2022	Aug. 19, 2022	203	-33,661.66	0.00	34,973.87	1,312.22
AAPL	Apple Inc.	NAS	Aug. 1, 2022	Aug. 19, 2022	146	-33,846.93	0.00	36,326.02	2,479.09
MSFT	Microsoft Corporation	NAS	Aug. 1, 2022	Aug. 19, 2022	85	-33,894.60	0.00	35,240.12	1,345.52
MCO	Moody's Corporation	NYS	May 10, 2022	July 29, 2022	5	-2,091.24	0.00	2,163.01	71.77
AAPL	Apple Inc.	NAS	May 10, 2022	July 29, 2022	8	-1,819.09	0.00	1,835.61	16.52
1211	BYD Company Limited Class H	HKG	May 10, 2022	July 29, 2022	500	-19,771.06	0.00	25,338.86	5,567.80
1211	BYD Company Limited Class H	HKG	May 10, 2022	July 29, 2022	500	-19,771.04	0.00	25,338.87	5,567.83
THS	TreeHouse Foods Inc.	NYS	May 10, 2022	July 29, 2022	6	-308.62	0.00	377.86	69.24
THS	TreeHouse Foods Inc.	NYS	May 10, 2022	July 29, 2022	6	-308.62	0.00	374.06	65.44
THS	TreeHouse Foods Inc.	NYS	May 10, 2022	July 29, 2022	14	-720.11	0.00	858.68	136.57
THS	TreeHouse Foods Inc.	NYS	May 10, 2022	July 29, 2022	14	-720.11	0.00	872.80	152.69
THS	TreeHouse Foods Inc.	NYS	May 10, 2022	July 29, 2022	14	-720.11	0.00	872.80	152.69
THS	TreeHouse Foods Inc.	NYS	May 10, 2022	July 29, 2022	6	-308.62	0.00	377.86	69.24
THS	TreeHouse Foods Inc.	NYS	May 10, 2022	July 29, 2022	5	-257.18	0.00	311.72	54.53

Stock Ticker	Stock Name	Exchange	Purchase Date	Sale Date	Sale Quantity	Cost Basis	Adjustments	Sale Value	Capital Gain
FHS	Treehouse Foods Inc	NYS	May 10, 2022	July 29, 2022	52	-2,674.71	0.00	3,250.38	575.67
ZTS	Zoetis Inc. Class A	NYS	May 10, 2022	July 29, 2022	24	-5,707.40	0.00	6,204.26	496.86
TRMB	Trimble Inc.	NAS	May 10, 2022	July 29, 2022	65	-6,004.46	0.00	5,196.52	192.06
VIS	Viscofan S.A	MCE	May 10, 2022	July 29, 2022	5	-389.58	0.00	405.52	15.94
VIS	Viscofan S.A	MCE	May 10, 2022	July 29, 2022	2	-155.83	0.00	162.21	6.38
VIS	Viscofan S.A.	MCE	May 10, 2022	July 29, 2022	5	-389.58	0.00	405.52	15.94
VIS	Viscofan S.A	MCE	May 10, 2022	July 29, 2022	4	-311.66	0.00	324.41	12.75
VIS	Viscofan S.A	MCE	May 10, 2022	July 29, 2022	40	-3,116.60	0.00	3,244.13	127.52
VIS	Viscofan S.A	MCE	May 10, 2022	July 29, 2022	1	-77.92	0.00	81.10	3.19
VIS	Viscofan S.A	MCE	May 10, 2022	July 29, 2022	1	-77.92	0.00	81.10	3.19
VIS	Viscofan S.A	MCE	May 10, 2022	July 29, 2022	1	-77.92	0.00	81.10	3.19
VIS	Viscofan S.A	MCE	May 10, 2022	July 29, 2022	1	-77.92	0.00	81.10	3.19
VIS	Viscofan S.A	MCE	May 10, 2022	July 29, 2022	1	-77.92	0.00	81.10	3.19
VIS	Viscofan S.A	MCE	May 10, 2022	July 29, 2022	1	-77.92	0.00	81.10	3.19
VIS	Viscofan S.A	MCE	May 10, 2022	July 29, 2022	1	-77.92	0.00	81.10	3.19
VIS	Viscofan S.A	MCE	May 10, 2022	July 29, 2022	1	-77.92	0.00	81.10	3.19
VIS	Viscofan S.A	MCE	May 10, 2022	July 29, 2022	1	-77.92	0.00	81.10	3.19
VIS	Viscofan S.A	MCE	May 10, 2022	July 29, 2022	12	-934.98	0.00	973.24	38.26
LOUP	Societe LDC Societe Anonyme	PAR	May 10, 2022	July 29, 2022	3	-394.79	0.00	420.44	25.65
LOUP	Societe LDC Societe Anonyme	PAR	May 10, 2022	July 29, 2022	2	-263.20	0.00	280.29	17.10
LOUP	Societe LDC Societe Anonyme	PAR	May 10, 2022	July 29, 2022	13	-1,710.76	0.00	1,821.90	111.14
LOUP	Societe LDC Societe Anonyme	PAR	May 10, 2022	July 29, 2022	15	-1,960.51	0.00	2,162.20	141.69
LOUP	Societe LDC Societe Anonyme	PAR	May 10, 2022	July 29, 2022	10	-1,307.01	0.00	1,401.45	94.45
	Total							20,527.70	

Capital Gains - Long Term (AUD)

Stock Ticker	Stock Name	Exchange	Purchase Date	Sale Date	Sale Quantity	Cost Basis	Adjustments	Sale Value	Capital Gain
	Total							20,527.70	0.00

Capital Losses (AUD)

Stock Ticker	Stock Name	Exchange	Purchase Date	Sale Date	Sale Quantity	Cost Basis	Adjustments	Sale Value	Capital Gain
ATVI	Activision Blizzard Inc.	NAS	Jan. 19, 2022	Dec. 16, 2022	432	-50,007.29	0.00	48,505.49	-1,501.80
FANG	Diamondback Energy Inc.	NAS	Aug. 30, 2022	Sept. 23, 2022	100	-19,967.24	0.00	17,792.76	-2,174.48
FANG	Diamondback Energy Inc.	NAS	Aug. 30, 2022	Sept. 23, 2022	145	-28,952.49	0.00	25,796.21	-3,156.29
KAR	Karoo Energy Ltd.	ASX	Sept. 15, 2022	Sept. 26, 2022	19	-39.71	0.00	33.73	-5.99
KAR	Karoo Energy Ltd.	ASX	Sept. 15, 2022	Sept. 26, 2022	248	-802.57	0.00	440.20	-362.37
KAR	Karoo Energy Ltd.	ASX	Sept. 15, 2022	Sept. 26, 2022	10	-32.36	0.00	17.75	-14.61
KAR	Karoo Energy Ltd.	ASX	Sept. 15, 2022	Sept. 26, 2022	936	-1,951.56	0.00	1,661.40	-290.16
KAR	Karoo Energy Ltd.	ASX	Sept. 15, 2022	Sept. 26, 2022	135	-281.48	0.00	239.63	-41.85
KAR	Karoo Energy Ltd.	ASX	Sept. 15, 2022	Sept. 26, 2022	11	-22.94	0.00	19.52	-3.41
KAR	Karoo Energy Ltd.	ASX	Sept. 15, 2022	Sept. 26, 2022	1,400	-2,919.00	0.00	2,484.99	-434.01
KAR	Karoo Energy Ltd.	ASX	Sept. 15, 2022	Sept. 26, 2022	785	-1,636.73	0.00	1,393.37	-243.35
KAR	Karoo Energy Ltd.	ASX	Sept. 15, 2022	Sept. 26, 2022	608	-1,267.68	0.00	1,079.21	-188.47
KAR	Karoo Energy Ltd.	ASX	Sept. 15, 2022	Sept. 26, 2022	114	-237.69	0.00	202.35	-35.34
KAR	Karoo Energy Ltd.	ASX	Sept. 15, 2022	Sept. 26, 2022	205	-428.45	0.00	363.88	-64.58
KAR	Karoo Energy Ltd.	ASX	Sept. 15, 2022	Sept. 26, 2022	364	-760.76	0.00	646.10	-114.66
KAR	Karoo Energy Ltd.	ASX	Sept. 15, 2022	Sept. 26, 2022	1,388	-2,900.92	0.00	2,463.70	-437.22
KAR	Karoo Energy Ltd.	ASX	Sept. 15, 2022	Sept. 26, 2022	12	-25.08	0.00	21.30	-3.78
KAR	Karoo Energy Ltd.	ASX	Sept. 15, 2022	Sept. 26, 2022	1,075	-2,246.75	0.00	1,908.13	-338.63
KAR	Karoo Energy Ltd.	ASX	Sept. 15, 2022	Sept. 26, 2022	341	-712.69	0.00	605.28	-107.42
KAR	Karoo Energy Ltd.	ASX	Sept. 15, 2022	Sept. 26, 2022	24	-50.16	0.00	42.60	-7.56
KAR	Karoo Energy Ltd.	ASX	Sept. 15, 2022	Sept. 26, 2022	26	-54.34	0.00	46.15	-8.19
KAR	Karoo Energy Ltd.	ASX	Sept. 15, 2022	Sept. 26, 2022	361	-754.49	0.00	640.78	-113.72
KAR	Karoo Energy Ltd.	ASX	Sept. 15, 2022	Sept. 26, 2022	27	-56.43	0.00	47.93	-8.51
KAR	Karoo Energy Ltd.	ASX	Sept. 15, 2022	Sept. 26, 2022	182	-380.38	0.00	323.05	-57.33
KAR	Karoo Energy Ltd.	ASX	Sept. 15, 2022	Sept. 26, 2022	761	-1,590.49	0.00	1,350.78	-239.72
KAR	Karoo Energy Ltd.	ASX	Sept. 15, 2022	Sept. 26, 2022	689	-1,335.51	0.00	1,134.23	-201.29
KAR	Karoo Energy Ltd.	ASX	Sept. 15, 2022	Sept. 26, 2022	1,527	-3,191.43	0.00	2,710.43	-481.01
KAR	Karoo Energy Ltd.	ASX	Sept. 15, 2022	Sept. 26, 2022	2,633	-5,502.97	0.00	4,673.58	-829.40
KAR	Karoo Energy Ltd.	ASX	Sept. 15, 2022	Sept. 26, 2022	330	-794.20	0.00	377.50	-416.70

Stock Ticker	Stock Name	Exchange	Purchase Date	Sale Date	Sale Quantity	Cost Basis	Adjustments	Sale Value	Capital Gain
AXP	American Express Company	NYS	May 10, 2022	July 29, 2022	8	-1,909.50	0.00	1,733.69	-175.81
BAC	Bank of America Corp	NYS	May 10, 2022	July 29, 2022	32	-1,720.26	0.00	1,521.20	-199.06
BK	Bank of New York Mellon Corp	NYS	May 10, 2022	July 29, 2022	27	-1,722.77	0.00	1,652.02	-70.75
KO	Coca-Cola Company	NYS	May 10, 2022	July 29, 2022	18	-1,703.56	0.00	1,618.63	-84.93
USB	U.S. Bancorp	NYS	May 10, 2022	July 29, 2022	10	-718.18	0.00	662.88	-55.30
USB	U.S. Bancorp	NYS	May 10, 2022	July 29, 2022	4	-287.27	0.00	265.15	-22.12
USB	U.S. Bancorp	NYS	May 10, 2022	July 29, 2022	3	-215.45	0.00	191.36	-24.09
USB	U.S. Bancorp	NYS	May 10, 2022	July 29, 2022	7	-527.72	0.00	446.52	-81.21
VZ	Verizon Communications Inc.	NYS	May 10, 2022	July 29, 2022	16	-1,157.02	0.00	1,031.56	-125.46
VZ	Verizon Communications Inc.	NYS	May 10, 2022	July 29, 2022	8	-566.01	0.00	515.78	-50.23
KHC	Kraft Heinz Company	NAS	May 10, 2022	July 29, 2022	26	-1,683.12	0.00	1,339.63	-343.49
ADM	Archer-Daniels-Midland Company	NYS	May 10, 2022	July 29, 2022	48	-5,961.66	0.00	5,473.23	-488.42
BG	Bunge Limited	NYS	May 10, 2022	July 29, 2022	10	-1,592.54	0.00	1,250.81	-311.73
BG	Bunge Limited	NYS	May 10, 2022	July 29, 2022	28	-4,423.33	0.00	3,586.26	-837.07
DE	Deere & Company	NYS	May 10, 2022	July 29, 2022	7	-3,750.24	0.00	3,370.45	-379.79
DE	Deere & Company	NYS	May 10, 2022	July 29, 2022	2	-1,071.50	0.00	959.99	-111.50
DE	Deere & Company	NYS	May 10, 2022	July 29, 2022	3	-1,607.25	0.00	1,429.54	-177.71
MOS	Mosaic Company	NYS	May 10, 2022	July 29, 2022	24	-2,061.18	0.00	1,760.48	-300.70
MOS	Mosaic Company	NYS	May 10, 2022	July 29, 2022	49	-4,203.23	0.00	3,594.32	-613.91
ZTS	Zoetis Inc. Class A	NYS	May 10, 2022	July 29, 2022	1	-267.40	0.00	258.51	-2.89
LQUP	Societe EDC Societe Anonyme	PAR	May 10, 2022	July 29, 2022	2	-285.59	0.00	280.29	-5.30
600887	Inner Mongolia Yili Industrial Group Co. Ltd. Class A	SHG	May 10, 2022	July 29, 2022	100	-840.80	0.00	731.01	-109.80
600887	Inner Mongolia Yili Industrial Group Co. Ltd. Class A	SHG	May 10, 2022	July 29, 2022	100	-840.80	0.00	748.44	-92.37
600887	Inner Mongolia Yili Industrial Group Co. Ltd. Class A	SHG	May 10, 2022	July 29, 2022	100	-840.80	0.00	748.43	-92.38
600887	Inner Mongolia Yili Industrial Group Co. Ltd. Class A	SHG	May 10, 2022	July 29, 2022	24	-207.79	0.00	181.44	-20.35
600887	Inner Mongolia Yili Industrial Group Co. Ltd. Class A	SHG	May 10, 2022	July 29, 2022	276	-2,320.62	0.00	2,081.29	-239.33
600887	Inner Mongolia Yili Industrial Group Co. Ltd. Class A	SHG	May 10, 2022	July 29, 2022	100	-840.80	0.00	748.44	-92.37
600887	Inner Mongolia Yili Industrial Group Co. Ltd. Class A	SHG	May 10, 2022	July 29, 2022	100	-840.80	0.00	748.44	-92.37
								Total	-17,082.23



Halo Technologies Pty Limited
Level 4, 10 Barrack St. Sydney NSW 2000
Phone +61 2 8294 5993
Email: support@halo-technologies.com

Fx Trades

Account Number: **8023**

Account Name: **Harvey-Sutton Superannuation Fund Pty Ltd ATF Harvey Sutton Superannuation Fund**

Start Date: **July 1, 2022**

End Date: **June 30, 2023**

Date	Report Date	Type	Action	Currency	Amount	Traded Currency	Quantity	Conversion Rate
Aug. 1, 2022	July 29, 2022	Fx Trade	Bought 6031.80 AUD for 28611.36 CNH at 4.7434	CNH	-28,611.36	AUD	6,031.80	4.7434
Aug. 1, 2022	Aug. 1, 2022	Fx Trade	Sold 2452.20 AUD for 1710.37 USD at 0.6975	USD	1,710.37	AUD	-2,452.20	0.6975
Aug. 1, 2022	Aug. 1, 2022	Fx Trade	Sold 8775.66 EUR for 8946.81 USD at 1.0195	USD	8,946.81	EUR	-8,775.66	1.0195
Aug. 1, 2022	Aug. 1, 2022	Fx Trade	Bought 30937.00 USD for 244069.10 HKD at 7.8892	HKD	-244,069.10	USD	30,937.00	7.8892
Aug. 1, 2022	Aug. 1, 2022	Fx Trade	Bought 43.00 EUR for 63.06 AUD at 1.4665	AUD	-63.06	EUR	43.00	1.4665
Aug. 2, 2022	Aug. 2, 2022	Fx Trade	Sold 0.00 AUD for 0.00 CNH at 4.6902	CNH	0.00	AUD	0.00	4.6902
Aug. 19, 2022	Aug. 19, 2022	Fx Trade	Bought 694.00 AUD for 479.96 USD at 0.6916	USD	-479.96	AUD	694.00	0.6916
Aug. 29, 2022	Aug. 29, 2022	Fx Trade	Bought 6.00 EUR for 7.98 USD at 0.9970	USD	-7.98	EUR	8.00	0.9970
Aug. 30, 2022	Aug. 30, 2022	Fx Trade	Bought 481.00 AUD for 332.84 USD at 0.6920	USD	-332.84	AUD	481.00	0.6920
Sept. 15, 2022	Sept. 15, 2022	Fx Trade	Bought 60117.00 AUD for 40765.55 USD at 0.6781	USD	-40,765.55	AUD	60,117.00	0.6781
Sept. 23, 2022	Sept. 23, 2022	Fx Trade	Bought 440.00 AUD for 290.61 USD at 0.6605	USD	-290.61	AUD	440.00	0.6605
Oct. 26, 2022	Oct. 26, 2022	Fx Trade	Bought 7707.00 AUD for 38800.86 HKD at 5.0345	HKD	-38,800.86	AUD	7,707.00	5.0345
Oct. 26, 2022	Oct. 26, 2022	Fx Trade	Sold 14 HKD for 2.78 AUD at 0.198871	AUD	2.78	HKD	-14.00	0.1989



HALO Technologies Pty Limited
Level 4, 10 Barrack St, Sydney NSW 2000
Phone: +61 2 8294 5943
Email: support@halo-technologies.com

Other Fees

Account Number: **8023**

Account Name: **Harvey-Sutton Superannuation Fund Pty Ltd ATF Harvey Sutton Superannuation Fund**

Start Date: **July 1, 2022**

End Date: **June 30, 2023**

Date	Report Date	Type	Action	Currency	Amount	Ticker	Name
July 4, 2022	July 4, 2022	Vue Holding Fee	Vue holding fee for June - AUD	AUD	-84.46		
Aug. 4, 2022	Aug. 4, 2022	Vue Holding Fee	Vue holding fee for July - AUD	AUD	-79.64		

Total \$164.10