

Nelson Superannuation Fund
ABN 76 791 650 146
Comparative Trial Balance as at 30 June 2022

| | | 2022 | 2022 | 2021 | 2021 |
|-----------------|-----------------------------------|-------|-------------|-----------|-----------|
| | | \$ Dr | \$ Cr | \$ Dr | \$ Cr |
| Income | | | | | |
| 0550 | Dividends - Franked | | 9,594.08 ✓ | | 6,276.30 |
| 0551 | Dividends - Unfranked | 26 [| 14,759.88 ✓ | | 13,934.73 |
| 0552 | Franking Credits | | 4,111.74 ✓ | | |
| 0575 | Interest received | 25 | 16.81 ✓ | | 142.60 |
| 0600 | Profit on sale of assets | | | 2,754.40 | |
| 0716 | Employers contributions | | | | |
| 0716.02 | Employers contributions | | 26,034.85 ✓ | 5-19, | 26,023.22 |
| | | | 26,034.85 | | 26,023.22 |
| 0750 | Members contributions | | | | |
| 0750.01 | Members contributions | | | | 305.00 |
| | | | | | 305.00 |
| 0890 | Changes in NMV | 22 | 54,574.89 | | 85,932.14 |
| Expenses | | | | | |
| 1510 | Accounting Fees | 42 | 3,171.21 | 3,090.00 | |
| 1535 | Audit fees | 43 | 600.00 ✓ | 590.00 | |
| 1685 | Filing fees | 42 | 55.00 | 55.00 | |
| 1798 | Management fees | 41 | 1,960.00 ✓ | 2,460.00 | |
| 1930 | Sundry expenses | | 259.00 | 259.00 | |
| 1970 | Group life premiums | | | | |
| 1970.01 | Insurance - Neil | | 12,679.12 | 11,577.92 | |
| 1970.02 | Insurance- Sussan | | 11,052.56 | | |
| | | | ✓ 23,731.68 | 11,577.92 | |
| 1998 | Income tax expense - Earnings | | | | |
| 1998.01 | Income Tax Earnings - Neil | | 91.83 | 169.30 | |
| 1998.02 | Income Tax Earnings - Susan | 11 | 102.33 | 178.81 | |
| | | | 194.16 | 348.11 | |
| 1999 | Income tax expense - Contribution | | | | |
| 1999.02 | Income Tax Contribution - Susan | 1 | 3,905.23 | 3,903.48 | |
| | | | 3,905.23 | 3,903.48 | |

These financial statements are unaudited. They must be read in conjunction with the attached Accountant's Compilation Report and Notes which form part of these financial statements.

Nelson Superannuation Fund
ABN 76 791 650 146
Comparative Trial Balance as at 30 June 2022

| | 2022 \$ Dr | 2022 \$ Cr | 2021 \$ Dr | 2021 \$ Cr |
|--|-------------------|-------------------|-------------------|-------------------|
| Current Assets | | | | |
| 2000 Macquarie Cash Management Acc | 5 18,447.58 | | 14,782.53 | |
| 2101 Trade debtors | 40 12,701.58 | | 9,230.95 | |
| Non Current Assets | | | | |
| 2520 Portfolio Valuation | | 524,281.50 | 524,281.50 | |
| 2530 Movements In Net Market Value | 22 36,077.20 | | 90,652.09 | |
| Current Liabilities | | | | |
| 3325 Taxation | 39 1,867.48 | | | 2,292.94 |
| Equity | | | | |
| 4000 Opening balance - Members fund | | | | |
| 4000.01 Opening balance - Members fund | | 301,123.57 | | 265,353.50 |
| 4000.02 Opening balance - Members fund | | 335,530.56 | | 280,263.45 |
| | | <u>636,654.13</u> | | <u>545,616.95</u> |
| 4050 Transfers from other funds | | | | |
| 4050.02 Rollover- Sussan | | | 9,200.00 | |
| | | | <u>9,200.00</u> | |
| 4080 Benefits paid | | | | |
| 4080.02 Benefits paid | 9,733.30 | | 7,338.90 | |
| | <u>9,733.30</u> | | <u>7,338.90</u> | |
| | <u>691,365.65</u> | <u>691,365.65</u> | <u>680,523.88</u> | <u>680,523.88</u> |
| Net Loss | 33,545.49 | | | 107,576.08 |

These financial statements are unaudited. They must be read in conjunction with the attached Accountant's Compilation Report and Notes which form part of these financial statements.

SMSF Allocation of Tax Payable & Earnings

Do not put any data into the green cells
Only put Data into the blue cells

Name of Fund

Nelson Superannuation Fund

Year

2022

Income Tax Payable per Income
 Tax Reconciliation worksheet

\$ 3,711.07

This amount represents the
 income tax attributable to the
 earnings of the SMSF
 -\$ 194.16

Super Contributions:

- Member 1
- Member 2
- Member 3
- Member 4

Tax on Conts

| | |
|--------------|-------------|
| \$ - | \$ - |
| \$ 26,034.85 | \$ 3,905.23 |
| \$ - | \$ - |
| \$ - | \$ - |

Total

| | |
|--------------|-------------|
| \$ 26,034.85 | \$ 3,905.23 |
|--------------|-------------|

Tax on Earnings

Total Tax on Earnings
 Less Insurance Earnings to be Allocated

Earnings allocated

- Member 1
- Member 2
- Member 3
- Member 4

| | | | |
|--------------|--------------|--------------|------------|
| -\$15,200.38 | \$ 12,679.12 | -\$27,879.50 | -\$ 91.83 |
| -\$16,937.21 | \$ 11,052.56 | -\$27,989.77 | -\$ 102.33 |
| \$0.00 | \$ - | \$0.00 | \$ - |
| \$0.00 | \$ - | \$0.00 | \$ - |

-\$32,137.59

-\$6,102.74

Total Tax - this must match H10

-\$ 194.16

| Allocation In Accounts | |
|---------------------------|--------------|
| Member 1 | -\$27,787.67 |
| Member 2 | -\$15,491.12 |
| Member 3 | \$0.00 |
| Member 4 | \$0.00 |
| Here is your entry | |
| ITE - Earnings Mem 1 | -\$91.83 |
| ITE - Earnings Mem 2 | -\$102.33 |
| ITE - Earnings Mem 3 | \$0.00 |
| ITE - Earnings Mem 4 | \$0.00 |
| ITE - Contributions Mem 1 | \$0.00 |
| ITE - Contributions Mem 2 | \$3,905.23 |
| ITE - Contributions Mem 3 | \$0.00 |
| ITE - Contributions Mem 4 | \$0.00 |
| Provision for Tax | \$3,711.07 |

Has any member paid
 Superannuation surcharge for year?
 Enter amounts below

| | |
|----------|------|
| Member 1 | \$ - |
| Member 2 | \$ - |
| Member 3 | \$ - |
| Member 4 | \$ - |

Enter - Co-Conts and Govt Co-Conts into
 the SMSF & Trasfers In

| | |
|----------|------|
| Member 1 | \$ - |
| Member 2 | \$ - |
| Member 3 | \$ - |
| Member 4 | \$ - |

Enter benefits paid out to
 members

| | |
|----------|-------------|
| Member 1 | \$ - |
| Member 2 | \$ 9,733.30 |
| Member 3 | \$ - |
| Member 4 | \$ - |
| | \$ 9,733.30 |

2

SMSF Allocation of Earnings

Name of Fund Nelson Superannuation Fund

| | | Insurance | |
|---|----------------------|-----------|-------------------|
| Members Opening Balance | | | |
| Member 1 | \$ 301,123.57 | \$ | 12,679.12 |
| Member 2 | \$ 335,530.56 | \$ | 11,052.56 |
| Member 3 | \$ - | \$ | - |
| Member 4 | \$ - | \$ | - |
| Total | \$ 636,654.13 | \$ | - |
| Net Profit per Handledger Accounts - | -\$29,834.42 | | |
| Less Contributions | \$ 26,034.85 | | |
| Add Insurance | \$ 23,731.68 | | |
| Net Earnings of SMSF after adjusting for Contributions & Insurance | -\$32,137.59 | \$ | 636,654.13 |
| | | | 0.47 |
| | | | 0.53 |
| Allocation of Earnings | | | |
| Member 1 | -\$15,200.38 | | |
| Member 2 | -\$16,937.21 | | |
| Member 3 | \$0.00 | | |
| Member 4 | \$0.00 | | |
| Total | -\$32,137.59 | | |

If member is in pension phase enter "2" below

| |
|---|
| 1 |
| 1 |
| 1 |
| 1 |

| | |
|------|--------|
| - \$ | 194.16 |
| - \$ | 91.83 |
| - \$ | 102.33 |
| - \$ | 194.16 |

SMSF Income Tax Reconciliation

Name of Fund

Nelson Superannuation Fund

3

Year Ending

2022

Income (Loss) per the accounts at year end

-\$29,834.42 ✓

Add:

Unrealised Losses (per Handledger accs)

\$ 54,574.89 ✓

Realised Losses (per Handledger accs)

Non Deductible Expenses

New Corp Trustee

\$ -

Other

Total

\$ 54,574.89

Adjusted Taxable Income

\$ 24,740.47

Less:

Unrealised Profits (per Handledger accs)

\$ -

Realised Profits (per Handledger accs)

Non Taxable Income

Audio Note on trust income

\$ -

Undeducted contributions

Audio note on 'other'

Exempt Pension Income

Exempt Income

Exempt Expenses

Total

\$ -

Adjusted Taxable Income

\$ 24,740.47

Refer Comment

Add:

Capital Gains (loss) - shares

Audio notes - shares

\$ -

Capital Gains (loss) - managed funds

Audio notes managed funds

\$ -

Capital Gains (loss) - other

Audio notes other

Capital losses carried forward from prior year

Total

\$ -

Current Year Capital
Losses Carried
Forward

\$0.00

(This should match the total tax capital

losses for the fund for the year)

Adjusted Taxable Income

\$ 24,740.47

Calculate and enter (if applicable) 33.33% discount on capital gains

\$ - 0

Audio Notes 1/3 Discount

\$ -

Final Taxable Income

\$ 24,740.47

Income Tax Payable

\$3,711.07 ✓

4

SMSF Income Tax Reconciliation

Name of Fund

Nelson Superannuation Fund

Year Ending

2022

Income Tax Payable **\$3,711.07**

Taxable Contributions

| | | |
|--------------|-----------|------------------|
| Member 1 | \$ | - |
| Member 2 | \$ | 26,034.85 |
| Member 3 | \$ | - |
| Member 4 | \$ | - |
| Total | \$ | 26,034.85 |

Income Tax payable on Contributions

\$ 3,905.23





Macquarie Cash Management Account

MACQUARIE BANK LIMITED
AFSL 237502
ABN 46 083 583 542



053 366506

NELSON SUPERANNUATION FUND
32 SUTHERLAND STREET
DERBY WA 6728

enquiries 1800 806 310
transact@macquarie.com
www.macquarie.com.au

GPO Box 2520
Sydney, NSW 2001

1 Shelley Street
Sydney, NSW 2000


account balance **\$18,447.58**
as at 30 Jun 22

account name TURFIE PTY LTD A/F NELSON
SUPERANNUATION FUND
account no. 964980592

| transaction | description | debits | credits | balance |
|-------------|--|----------|----------|-----------|
| 31.05.22 | OPENING BALANCE | | | 16,651.72 |
| 03.06.22 | TRANSACT FUNDS TFR TO BETTERLINK GROUP | 1,500.00 | | 15,151.72 |
| 09.06.22 | BPAY TO TAX OFFICE PAYMENTS | 847.75 | | 14,303.97 |
| 15.06.22 | SENTINEL R+A FEE MAY22 | 80.00 | | 14,223.97 |
| 17.06.22 | QUICKSUPER QUICKSPR3231088471 | | 1,697.42 | 15,921.39 |
| 17.06.22 | QUICKSUPER QUICKSPR3231088472 | | 2,524.05 | 18,445.44 |
| 30.06.22 | MACQUARIE CMA INTEREST PAID* | | 2.14 | 18,447.58 |

how to make a transaction

online
Log in to www.macquarie.com.au/personal
deposits using BPay
From another bank



by phone
Call 133 275 to make a phone transaction

Transfer funds from another bank account
Transfer funds from another bank to this account:
BSB 182 512

ACCOUNT NO. 964980592

Macquarie Cash Management Account

account name TURFIE PTY LTD A/F NELSON
SUPERANNUATION FUND
account no. 964980592

| transaction | description | debits | credits | balance |
|-------------|--|----------|----------|-----------|
| | CLOSING BALANCE AS AT 30 JUN 22 | | | 18,447.58 |
| | * Interest rate for the period 1 June to 16 June: 0.05% pa (16 days); 17 June to 30 June: balances \$0.00 to \$4,999.99 earned 0.25% balances \$5,000.00 and above earned 0.25% pa (14 days) | 2,427.75 | 4,223.61 | |



Macquarie Cash Management Account

enquiries 1800 806 310

account name TURFIEPTY LTD ATF NELSUN
SUPERANNUATION FUND
account no. 964990592

Please note the following financial services companies and/or financial advisers have authority on your account.

| Name | Authority Type |
|---|------------------------------|
| SENTINEL FINANCIAL GROUP PTY LTD | General withdrawal authority |
| AUSTRALIAN INVESTMENT EXCHANGE LIMI | Enquiry authority |
| ROBINSON NORMAN L SENTINEL STOCKBROKING | Enquiry authority |

Authority descriptions

Enquiry authority - you authorise the third party to have access to information about your account.

General withdrawal authority - you authorise the third party to:

- withdraw their fees from your account,
- withdraw funds from your account to make payments on your behalf directly to the Australian Taxation Office (ATO), and
- make payments and withdrawals for any purpose including settlement or investment.

Please consider carefully who you appoint as a third party authority on your account as we may follow their instructions as if they were yours. It is important that you understand this risk and carefully consider what level of authority you give to them. For more information on third party authority levels search 'Macquarie Help' in your browser to find our Help Centre.

annual interest summary 2021/2022

| | |
|-------------------|-------|
| INTEREST PAID | 16.81 |
| TOTAL INCOME PAID | 16.81 |



Macquarie Cash Management Account

enquiries 1800 806 310

account name TURFIEPTY LTD ATF NELSUN
SUPERANNUATION FUND
account no. 964990592

We offer several options that allow you to make payments and view transactions free of charge

- Electronic funds transfers up to \$5,000 a day using online banking.
- Increase your limit to \$100,000 using the Macquarie Authenticator App or nominate an account for unlimited transfers by contacting us.
- BPAY payments (subject to BPAY biller code limits) free of charge via online and mobile banking.
- Make the switch to free online statements by updating your preference online.

About your account

- Interest is calculated on daily balances and paid monthly. The interest rate is variable and may change at any time without prior notice.
- For more information about your account including fees and charges, mistaken payments or unauthorised transactions, please read the terms and conditions for your product, available at macquarie.com.au or by contacting us. If you have a complaint about our service, or to find out more about our dispute resolution procedures, please refer to macquarie.com.au/feedback-and-complaints.

Protect your account

- Please check each entry on this statement. If you think there is an error or unauthorised transaction, please contact us right away.
- If you have new contact details, please contact us to update them.
- This statement should be kept in a safe place at all times. Please read the Product Information Statement for more details about keeping your account secure.

Access to and sharing your data

- We may provide access to or share an electronic copy of your data (account details, balance, transaction history and personal information) with other parties at your or your Financial Services Professional's request. This includes people who work with or for your Financial Services Professional such as accountants, consultants, technology platform owner/operators and others, some of whom may not be in Australia.
- Please refer to the current offer document for more information and speak with your Financial Services Professional if you have questions about how your data may be used, disclosed and/or protected.

Visit our Help Centre

- Here you'll find answers to common questions about your account. For more information, please visit help.macquarie.com
- Download the Macquarie Mobile Banking app
- The Macquarie Mobile Banking app makes managing your money simple and convenient.



The Apple logo is a trademark of Apple Inc, registered in the U.S. and other countries.
App Store is a service mark of Apple Inc. Google Logo is a trademark of Google LLC.



Macquarie Cash Management Account

MACQUARIE BANK LIMITED
 ABN 46 008 583 542 AFSL 237502



NELSUN SUPERANNUATION FUND
 32 SUTHERLAND STREET
 DERBY WA 6728

enquiries 1800 806 310
 transact@macquarie.com
 www.macquarie.com.au

GPO Box 2520
 Sydney, NSW 2001

1 Shelley Street
 Sydney, NSW 2000

account balance **\$16,651.72**
 as at 31 May 22

account name TURFIE PTY LTD ATF NELSUN
 SUPERANNUATION FUND
 account no. 964990592

| transaction | description | debits | credits | balance |
|--|---------------------------------------|--------|----------|-----------|
| 29.04.22 | OPENING BALANCE | | | 15,048.38 |
| 24.05.22 | Funds transfer SENTINEL R-A FEE APR22 | 80.00 | | 14,968.38 |
| 31.05.22 | Interest MACQUARIE CMA INTEREST PAID* | | 0.64 | 14,969.02 |
| 31.05.22 | Deposit QUICKSUPER QUICKSPR3218174100 | | 1,682.70 | 16,651.72 |
| CLOSING BALANCE AS AT 31 MAY 22 | | | | 16,651.72 |
| * Interest rate for the period 30 April to 31 May: 0.05%pa (32 days) | | | | 16,651.72 |

how to make a transaction

- online
Log in to www.macquarie.com.au/personal
- by phone
Call 133 275 to make a phone transaction
- transfers from another bank account
Transfer funds from another bank to this account:
BSB 182 512
ACCOUNT NO. 964990592

deposits using BPay
 From another bank



Bill code: 667022
 Ref: 964 990 592

continued on next

Macquarie Cash Management Account

account name TURFIE PTY LTD ATF NELSUN
 SUPERANNUATION FUND
 account no. 964990592

Please note the following financial services companies and/or financial advisers have authority on your account.

| Name | Authority Type |
|---|------------------------------|
| SENTINEL FINANCIAL GROUP PTY LTD | General withdrawal authority |
| FINCLEAR SERVICES PTY LTD | General withdrawal authority |
| ROBINSON NORMAN L SENTINEL STOCKBROKING | Enquiry authority |

Authority descriptions

Enquiry authority - you authorise the third party to have access to information about your account.

General withdrawal authority - you authorise the third party to:

- withdraw their fees from your account,
- withdraw funds from your account to make payments on your behalf directly to the Australian Taxation Office (ATO), and
- make payments and withdrawals for any purpose including settlement or investment.

Please consider carefully who you appoint as a third party authority on your account as we may follow their instructions as if they were yours. It is important that you understand this risk and carefully consider what level of authority you give to them. For more information on third party authority levels search 'Macquarie Help' in your browser to find our Help Centre.



Macquarie Cash Management Account

enquiries 1800 806 310

account name TURFIEPTY LTD ATF NELSON SUPERANNUATION FUND
account no. 964990592

We offer several options that allow you to make payments and view transactions free of charge

- Electronic funds transfers up to \$5,000 a day using online banking.
- Increase your limit to \$100,000 using the Macquarie Authenticator App or nominate an account for unlimited transfers by contacting us.
- BPAY payments (subject to BPAY biller code limits) free of charge via online and mobile banking.
- Make the switch to free online statements by updating your preference online.

About your account

- Interest is calculated on daily balances and paid monthly. The interest rate is variable and may change at any time without prior notice.
- For more information about your account including fees and charges, mistaken payments or unauthorised transactions, please read the terms and conditions for your product, available at macquarie.com.au or by contacting us. If you have a complaint about our service, or to find out more about our dispute resolution procedures, please refer to macquarie.com.au/feedback-and-complaints.

Protect your account

- Please check each entry on this statement. If you think there is an error or unauthorised transaction, please contact us right away.
- If you have new contact details, please contact us to update them.
- This statement should be kept in a safe place at all times. Please read the Product Information Statement for more details about keeping your account secure.

Access to and sharing your data

- We may provide access to or share an electronic copy of your data (account details, balance, transaction history and personal information) with other parties at your or your Financial Services Professional's request. This includes people who work with or for your Financial Services Professional such as accountants, consultants, technology platform owner/operators and others, some of whom may not be in Australia.
- Please refer to the current offer document for more information and speak with your Financial Services Professional if you have questions about how your data may be used, disclosed and/or protected.

Visit our Help Centre

- Here you'll find answers to common questions about your account. For more information, please visit help.macquarie.com

Download the Macquarie Mobile Banking app

- The Macquarie Mobile Banking app makes managing your money simple and convenient.



The Apple logo is a trademark of Apple Inc, registered in the U.S. and other countries. App Store is a service mark of Apple Inc. Google Logo is a trademark of Google LLC.



Macquarie Cash Management Account

MACQUARIE BANK LIMITED
AFSL 237502
ABN 46 008 583 542

enquiries 1800 806 310
transact@macquarie.com
www.macquarie.com.au

GPO Box 2520
Sydney, NSW 2001



053 78710

NELSON SUPERANNUATION FUND
32 SUTHERLAND STREET
DERBY WA 6728

1 Shelley Street
Sydney, NSW 2000

account balance **\$15,048.38**
as at 29 Apr 22


account name TURFIEPTY LTD ATF NELSON SUPERANNUATION FUND
account no. 964990592

| transaction | description | debits | credits | balance |
|-------------|---------------------------------------|--------|----------|-----------|
| 31.03.22 | OPENING BALANCE | | | 11,889.24 |
| 05.04.22 | DEPOSIT QUICKSUPER QUICKSPR3179567313 | | 1,682.70 | 13,571.94 |
| 20.04.22 | DEPOSIT IFRA DST 001276798194 | | 277.44 | 13,849.38 |
| 20.04.22 | DEPOSIT VAP PAYMENT APR22/00816611 | | 272.85 | 14,122.23 |
| 20.04.22 | DEPOSIT VGS PAYMENT APR22/00818243 | | 372.25 | 14,494.48 |
| 20.04.22 | DEPOSIT VAF PAYMENT APR22/00807632 | | 400.38 | 14,894.86 |
| 20.04.22 | DEPOSIT VHY PAYMENT APR22/00813349 | | 869.55 | 15,764.41 |
| 20.04.22 | DEPOSIT VGE PAYMENT APR22/00804467 | | 79.97 | 15,844.38 |
| 20.04.22 | FUNDS TRANSFER SENTINEL R+A FEE MAR22 | 80.00 | | 15,764.38 |
| 21.04.22 | BPAY BPAY TO TAX OFFICE PAYMENTS | 885.00 | | 14,879.38 |
| 22.04.22 | DEPOSIT XARO DST 001276659903 | | 168.42 | 15,047.80 |
| 29.04.22 | INTEREST MACQUARIE CMA INTEREST PAID* | | 0.58 | 15,048.38 |

how to make a transaction

online
Log in to www.macquarie.com.au/personal
by phone
Call 133 275 to make a phone transaction

Transfers from another bank account
Transfer funds from another bank to this account:
BSB 182 512
ACCOUNT NO. 964990592



deposits using BIPAY
From another bank
Biller code: 667022
Ref. 964 990 592



enquiries 1800 806 310

Macquarie Cash Management Account

account name TURFIE PTY LTD ATF NELSON
SUPERANNUATION FUND
account no. 964990592

| transaction | description | debits | credits | balance |
|-------------|---------------------------------|--------|----------|-----------|
| | CLOSING BALANCE AS AT 29 APR 22 | 965.00 | 4,124.14 | 15,048.38 |

* Interest rate for the period 1 April to 29 April: 0.05%pa (29 days)



enquiries 1800 806 310

Macquarie Cash Management Account

account name TURFIE PTY LTD ATF NELSON
SUPERANNUATION FUND
account no. 964990592

Please note the following financial services companies and/or financial advisers have authority on your account.

| Name | Authority Type |
|---|------------------------------|
| SENTINEL FINANCIAL GROUP PTY LTD | General withdrawal authority |
| FINCLEAR SERVICES PTY LTD | General withdrawal authority |
| ROBINSON NORMAN L SENTINEL STOCKBROKING | Enquiry authority |

Authority descriptions

Enquiry authority - you authorise the third party to have access to information about your account.

General withdrawal authority - you authorise the third party to:

- withdraw their fees from your account,
- withdraw funds from your account to make payments on your behalf directly to the Australian Taxation Office (ATO), and
- make payments and withdrawals for any purpose including settlement or investment.

Please consider carefully who you appoint as a third party authority on your account as we may follow their instructions as if they were yours. It is important that you understand this risk and carefully consider what level of authority you give to them. For more information on third party authority levels search 'Macquarie Help' in your browser to find our Help Centre.

9



Macquarie Cash Management Account

enquiries 1800 806 310

account name TURFIE PTY LTD ATF NELSON SUPERANNUATION FUND
account no. 964990592

We offer several options that allow you to make payments and view transactions free of charge

- Electronic funds transfers up to \$5,000 a day using online banking.
- Increase your limit to \$100,000 using the Macquarie Authenticator App or nominate an account for unlimited transfers by contacting us.
- BPAY payments (subject to BPAY biller code limits) free of charge via online and mobile banking.
- Make the switch to free online statements by updating your preference online.

About your account

- Interest is calculated on daily balances and paid monthly. The interest rate is variable and may change at any time without prior notice.
- For more information about your account including fees and charges, mistaken payments or unauthorised transactions, please read the terms and conditions for your product, available at macquarie.com.au or by contacting us. If you have a complaint about our service, or to find out more about our dispute resolution procedures, please refer to macquarie.com.au/feedback-and-complaints.

Protect your account

- Please check each entry on this statement. If you think there is an error or unauthorised transaction, please contact us right away.
- If you have new contact details, please contact us to update them.
- This statement should be kept in a safe place at all times. Please read the Product Information Statement for more details about keeping your account secure.

Access to and sharing your data

- We may provide access to or share an electronic copy of your data (account details, balance, transaction history and personal information) with other parties at your or your Financial Services Professional's request. This includes people who work with or for your Financial Services Professional such as accountants, consultants, technology platform owner/operators and others, some of whom may not be in Australia.
- Please refer to the current offer document for more information and speak with your Financial Services Professional if you have questions about how your data may be used, disclosed and/or protected.

Visit our Help Centre

- Here you'll find answers to common questions about your account. For more information, please visit help.macquarie.com

Download the Macquarie Mobile Banking app

- The Macquarie Mobile Banking app makes managing your money simple and convenient.



The Apple logo is a trademark of Apple Inc., registered in the U.S. and other countries. App Store is a service mark of Apple Inc. Google Logo is a trademark of Google LLC.




Macquarie Cash Management Account

MACQUARIE BANK LIMITED
ABN 46 008 953 542
AFSL 237692

enquiries 1800 806 310
transact@macquarie.com
www.macquarie.com.au

GPO Box 5523
Sydney, NSW 2001



053
NELSON SUPERANNUATION FUND
32 SUTHERLAND STREET
DERBY WA 6728

1 Shelley Street
Sydney, NSW 2000

account balance **\$11,889.24**
as at 31 Mar 22

| transaction | description | debits | credits | balance |
|-------------|---|--------|----------|-----------|
| 28.02.22 | OPENING BALANCE | | | 10,518.61 |
| 10.03.22 | Funds transfer TRANSACT FUNDS TFR TO SUCCESS TAX PROFES | 306.00 | | 10,212.61 |
| 21.03.22 | Funds transfer SENTINEL R+A FEE FEB22 | 80.00 | | 10,132.61 |
| 30.03.22 | Deposit QUICKSUPER QUICKSPR3175433843 | | 1,756.30 | 11,888.91 |
| 31.03.22 | Interest MACQUARIE CMA INTEREST PAID* | | 0.33 | 11,889.24 |
| | CLOSING BALANCE AS AT 31 MAR 22 | 386.00 | 1,756.63 | 11,889.24 |

* Interest rate for the period 1 March to 31 March: 0.05% pa (31 days)

how to make a transaction

online
Log in to www.macquarie.com.au/personal



deposits using BPAY
From another bank
Biller code: 667022
Ref: 964 950 592

by phone
Call 133 275 to make a phone transaction

Transfers from another bank account
Transfer funds from another bank to this account:
BSB 182 512
ACCOUNT NO. 964990592

continued on next



enquiries 1800 806 310

Macquarie Cash Management Account

account name TURFIE PTY LTD ATF NELSON
SUPERANNUATION FUND
account no. 964990592

Please note the following financial services companies and/or financial advisers have authority on your account.

| Name | Authority Type |
|---|------------------------------|
| SENTINEL FINANCIAL GROUP PTY LTD | General withdrawal authority |
| FINCLEAR SERVICES PTY LTD | General withdrawal authority |
| ROBINSON NORMAN L SENTINEL STOCKBROKING | Enquiry authority |

Authority descriptions

Enquiry authority - you authorise the third party to have access to information about your account.

General withdrawal authority - you authorise the third party to:

- withdraw their fees from your account,
- withdraw funds from your account to make payments on your behalf directly to the Australian Taxation Office (ATO), and
- make payments and withdrawals for any purpose including settlement or investment.

Please consider carefully who you appoint as a third party authority on your account as we may follow their instructions as if they were yours. It is important that you understand this risk and carefully consider what level of authority you give to them. For more information on third party authority levels search 'Macquarie Help' in your browser to find our Help Centre.



Macquarie Cash Management Account

enquiries 1800 806 310

account name TURFIE PTY LTD ATF NELSON
SUPERANNUATION FUND
account no. 964990592

We offer several options that allow you to make payments and view transactions free of charge

- Electronic funds transfers up to \$5,000 a day using online banking.
- Increase your limit to \$100,000 using the Macquarie Authenticator App or nominate an account for unlimited transfers by contacting us.
- BPAY payments (subject to BPAY biller code limits) free of charge via online and mobile banking.
- Make the switch to free online statements by updating your preference online.

About your account

- Interest is calculated on daily balances and paid monthly. The interest rate is variable and may change at any time without prior notice.
- For more information about your account including fees and charges, mistaken payments or unauthorised transactions, please read the terms and conditions for your product, available at macquarie.com.au or by contacting us. If you have a complaint about our service, or to find out more about our dispute resolution procedures, please refer to macquarie.com.au/feedback-and-complaints.

Protect your account

- Please check each entry on this statement. If you think there is an error or unauthorised transaction, please contact us right away.
- If you have new contact details, please contact us to update them.
- This statement should be kept in a safe place at all times. Please read the Product Information Statement for more details about keeping your account secure.

Access to and sharing your data

- We may provide access to or share an electronic copy of your data (account details, balance, transaction history and personal information) with other parties at your or your Financial Services Professional's request. This includes people who work with or for your Financial Services Professional such as accountants, consultants, technology platform owner/operators and others, some of whom may not be in Australia.
- Please refer to the current offer document for more information and speak with your Financial Services Professional if you have questions about how your data may be used, disclosed and/or protected.

Visit our Help Centre

- Here you'll find answers to common questions about your account. For more information, please visit help.macquarie.com

Download the Macquarie Mobile Banking app

- The Macquarie Mobile Banking app makes managing your money simple and convenient.



The Apple logo is a trademark of Apple Inc. registered in the U.S. and other countries.
App Store is a service mark of Apple Inc. Google Play is a trademark of Google LLC.



Macquarie Cash Management Account

MACQUARIE BANK LIMITED
 ABN 46 008 583 542 AFS: 237950
 www.macquarie.com.au

enquiries 1800 806 310
 transact@macquarie.com
 www.macquarie.com.au

GPO Box 2520
 Sydney, NSW 2001



NELSUN SUPERANNUATION FUND
 32 SUTHERLAND STREET
 DERBY WA 6728

1 Shelley Street
 Sydney, NSW 2000

account balance **\$10,518.61**
 as at 28 Feb 22

account name TURFIE PTY LTD ATF NELSUN
 SUPERANNUATION FUND
 account no. 964990592


| transaction | description | debits | credits | balance |
|-------------|---------------------------------|----------|---------|-----------|
| 31.01.22 | OPENING BALANCE | | | 18,956.28 |
| 02.02.22 | Funds transfer | 4,838.00 | | 14,118.28 |
| 10.02.22 | Funds transfer | 80.00 | | 14,038.28 |
| 25.02.22 | Funds transfer | 2,920.21 | | 11,118.07 |
| 25.02.22 | Funds transfer | 600.00 | | 10,518.07 |
| 28.02.22 | Interest | | 0.54 | 10,518.61 |
| | CLOSING BALANCE AS AT 28 FEB 22 | 8,438.21 | 0.54 | 10,518.61 |

* Interest rate for the period 1 February to 28 February: 0.05% pa (28 days)

how to make a transaction

online
 Log in to www.macquarie.com.au/personal
 by phone
 Call 133 275 to make a phone transaction
 transfers from another bank account
 Transfer funds from another bank to this account:
 BSB 182 512
 ACCOUNT NO. 964990592

deposits using BPay
 From another bank



continued on next

Macquarie Cash Management Account

account name TURFIE PTY LTD ATF NELSUN
 SUPERANNUATION FUND
 account no. 964990592

Please note the following financial services companies and/or financial advisers have authority on your account.

| Name | Authority Type |
|---|------------------------------|
| SENTINEL FINANCIAL GROUP PTY LTD | General withdrawal authority |
| FINCLEAR SERVICES PTY LTD | General withdrawal authority |
| ROBINSON NORMAN L SENTINEL STOCKBROKING | Enquiry authority |

Authority descriptions

Enquiry authority - you authorise the third party to have access to information about your account.

General withdrawal authority - you authorise the third party to:

- withdraw their fees from your account,
- withdraw funds from your account to make payments on your behalf directly to the Australian Taxation Office (ATO), and
- make payments and withdrawals for any purpose including settlement or investment.

Please consider carefully who you appoint as a third party authority on your account as we may follow their instructions as if they were yours. It is important that you understand this risk and carefully consider what level of authority you give to them. For more information on third party authority levels search 'Macquarie Help' in your browser to find our Help Centre.

12



Macquarie Cash Management Account

enquiries 1800 806 310

account name TURFIE PTY LTD ATF NELSON
SUPERANNUATION FUND
account no. 964990592

We offer several options that allow you to make payments and view transactions free of charge

- Electronic funds transfers up to \$5,000 a day using online banking.
- Increase your limit to \$100,000 using the Macquarie Authenticator App or nominate an account for unlimited transfers by contacting us.
- BPAY payments (subject to BPAY biller code limits) free of charge via online and mobile banking.
- Make the switch to free online statements by updating your preference online.

About your account

- Interest is calculated on daily balances and paid monthly. The interest rate is variable and may change at any time without prior notice.
- For more information about your account including fees and charges, mistaken payments or unauthorised transactions, please read the terms and conditions for your product, available at macquarie.com.au or by contacting us. If you have a complaint about our service, or to find out more about our dispute resolution procedures, please refer to macquarie.com.au/feedback-and-complaints.

Protect your account

- Please check each entry on this statement. If you think there is an error or unauthorised transaction, please contact us right away.
- If you have new contact details, please contact us to update them.
- This statement should be kept in a safe place at all times. Please read the Product Information Statement for more details about keeping your account secure.

Access to and sharing your data

- We may provide access to or share an electronic copy of your data (account details, balance, transaction history and personal information) with other parties at your or your Financial Services Professional's request. This includes people who work with or for your Financial Services Professional such as accountants, consultants, technology platform owner/operators and others, some of whom may not be in Australia.
- Please refer to the current offer document for more information and speak with your Financial Services Professional if you have questions about how your data may be used, disclosed and/or protected.

Visit our Help Centre

- Here you'll find answers to common questions about your account. For more information, please visit help.macquarie.com

Download the Macquarie Mobile Banking app

- The Macquarie Mobile Banking app makes managing your money simple and convenient.



The Apple logo is a trademark of Apple Inc, registered in the U.S. and other countries.
App Store is a service mark of Apple Inc. Google Logo is a trademark of Google LLC.



Macquarie Cash Management Account

MACQUARIE BANK LIMITED
AFSL 237502
ABN 46 008 583 542
www.macquarie.com.au

enquiries 1800 806 310
transact@macquarie.com
www.macquarie.com.au

GPO Box 2520
Sydney, NSW 2001



79209

NELSON SUPERANNUATION FUND
32 SUTHERLAND STREET
DERBY WA 6728

1 Shelley Street
Sydney, NSW 2000

account balance **\$18,956.28**
as at 31 Jan 22

account name TURFIE PTY LTD ATF NELSON
SUPERANNUATION FUND
account no. 964990592

| transaction | description | debits | credits | balance |
|-------------|---------------------------------------|--------|----------|-----------|
| 31.12.21 | OPENING BALANCE | | | 15,248.99 |
| 04.01.22 | BPAY TO TAX OFFICE PAYMENTS | 445.00 | | 14,803.99 |
| 13.01.22 | WDV DST 001270604821 | | 463.30 | 15,267.29 |
| 17.01.22 | Funds transfer SENTINEL R-A FEE DEC21 | 80.00 | | 15,187.29 |
| 19.01.22 | Deposit IFRA DST 001270881785 | | 277.44 | 15,464.73 |
| 19.01.22 | Deposit GOZ DST 001270917248 | | 2,660.65 | 18,125.38 |
| 19.01.22 | Deposit VAP PAYMENT JAN22/00816727 | | 140.29 | 18,265.67 |
| 19.01.22 | Deposit VGE PAYMENT JAN22/00804514 | | 285.36 | 18,551.03 |
| 19.01.22 | Deposit VGS PAYMENT JAN22/00817836 | | 393.65 | 18,944.68 |
| 19.01.22 | Deposit VHY PAYMENT JAN22/00813327 | | 506.16 | 19,450.84 |
| 19.01.22 | Deposit VAF PAYMENT JAN22/00807972 | | 914.42 | 20,365.26 |
| 21.01.22 | Deposit XARO DST 001270606037 | | 205.26 | 20,570.52 |

how to make a transaction

- online
Log in to www.macquarie.com.au/personal
- by phone
Call 133 275 to make a phone transaction
- transfers from another bank account
Transfer funds from another bank to this account:
BSB 182 512
ACCOUNT NO. 964990592

deposits using BPAY
From another bank



Biller code: 687022
Ref: 964 990 592

continued on next



Macquarie Cash Management Account

enquiries 1800 806 310

account name TURFIE PTY LTD ATF NELSUN
SUPERANNUATION FUND
account no. 964990592

| transaction | description | debits | credits | balance |
|-------------|---|----------|----------|-----------|
| 24.01.22 | Funds transfer TRANSACT FUNDS TFR TO BETTERLINK GROUP | 1,500.00 | | 19,070.52 |
| 28.01.22 | Funds transfer TRANSACT FUNDS TFR TO WAITNOW ELECTRICAL | 1,895.30 | | 17,175.22 |
| 31.01.22 | Interest MACQUARIE CMA INTEREST PAID* | | 0.71 | 17,175.93 |
| 31.01.22 | Deposit QUICKSUPER QUICKSPR3134280077 | | 1,780.35 | 18,956.28 |
| | CLOSING BALANCE AS AT 31 JAN 22 | 3,920.30 | 7,627.59 | 18,956.28 |

* Interest rate for the period 1 January to 31 January, 0.05%pa (31 days)



Macquarie Cash Management Account

enquiries 1800 806 310

account name TURFIE PTY LTD ATF NELSUN
SUPERANNUATION FUND
account no. 964990592

Please note the following financial services companies and/or financial advisers have authority on your account.

| Name | Authority Type |
|---|------------------------------|
| SFNTINEL FINANCIAL GROUP PTY LTD | General withdrawal authority |
| FINCLEAR SERVICES PTY LTD | General withdrawal authority |
| ROBINSON NORMAN L SENTINEL STOCKBROKING | Enquiry authority |

Authority descriptions

Enquiry authority - you authorise the third party to have access to information about your account.

General withdrawal authority - you authorise the third party to:

- withdraw their fees from your account,
- withdraw funds from your account to make payments on your behalf directly to the Australian Taxation Office (ATO), and
- make payments and withdrawals for any purpose including settlement or investment.

Please consider carefully who you appoint as a third party authority on your account as we may follow their instructions as if they were yours. It is important that you understand this risk and carefully consider what level of authority you give to them. For more information on third party authority levels search 'Macquarie Help' in your browser to find our Help Centre.

14



Macquarie Cash Management Account

enquiries 1800 906 310

account name TURFIE PTY LTD ATF NELSUN
SUPERANNUATION FUND
account no. 964990592

We offer several options that allow you to make payments and view transactions free of charge

- Electronic funds transfers up to \$5,000 a day using online banking.
- Increase your limit to \$100,000 using the Macquarie Authenticator App or nominate an account for unlimited transfers by contacting us.
- BPAY payments (subject to BPAY biller code limits) (free of charge via online and mobile banking).
- Make the switch to free online statements by updating your preference online.

About your account

- Interest is calculated on daily balances and paid monthly. The interest rate is variable and may change at any time without prior notice.
- For more information about your account including fees and charges, mistaken payments or unauthorised transactions, please read the terms and conditions for your product, available at macquarie.com.au or by contacting us. If you have a complaint about our service, or to find out more about our dispute resolution procedures, please refer to macquarie.com.au/feedback-and-complaints.

Protect your account

- Please check each entry on this statement. If you think there is an error or unauthorised transaction, please contact us right away.
- If you have new contact details, please contact us to update them.
- This statement should be kept in a safe place at all times. Please read the Product Information Statement for more details about keeping your account secure.

Access to and sharing your data

- We may provide access to or share an electronic copy of your data (account details, balance, transaction history and personal information) with other parties at your or your Financial Services Professional's request. This includes people who work with or for your Financial Services Professional such as accountants, consultants, technology platform owner/operators and others, some of whom may not be in Australia.
- Please refer to the current offer document for more information and speak with your Financial Services Professional if you have questions about how your data may be used, disclosed and/or protected.

Visit our Help Centre

- Here you'll find answers to common questions about your account. For more information, please visit help.macquarie.com

Download the Macquarie Mobile Banking app

- The Macquarie Mobile Banking app makes managing your money simple and convenient.




The Apple logo is a trademark of Apple Inc., registered in the U.S. and other countries. App Store is a service mark of Apple Inc., Google Logo is a trademark of Google LLC.

Macquarie Cash Management Account

MACQUARIE BANK LIMITED
AFSL 237592
ABN 46 008 583 542

enquiries 1800 806 310
transact@macquarie.com
www.macquarie.com.au

GPO Box 2520
Sydney, NSW 2001



063 356464

NELSUN SUPERANNUATION FUND
32 SUTHERLAND STREET
DERBY WA 6728

1 Shelley Street
Sydney, NSW 2000

account balance **\$15,248.99**
as at 31 Dec 21

account name TURFIE PTY LTD ATF NELSUN
SUPERANNUATION FUND
account no. 964990592

| transaction | description | debits | credits | balance |
|-------------|---------------------------------------|--------|----------|-----------|
| 30.11.21 | OPENING BALANCE | | | 12,443.77 |
| 06.12.21 | DEPOSIT QUICKSUPER QUICKSPR099410030 | | 2,884.61 | 15,328.38 |
| 14.12.21 | FUNDS TRANSFER SENTINEL R+A FEE NOV21 | 80.00 | | 15,248.38 |
| 31.12.21 | INTEREST MACQUARIE CMA INTEREST PAID* | | 0.61 | 15,248.99 |
| | CLOSING BALANCE AS AT 31 DEC 21 | 80.00 | 2,885.22 | 15,248.99 |

* Interest rate for the period 1 December to 31 December: 0.05% pa (31 days)

how to make a transaction

online
Log in to www.macquarie.com.au/personal

by phone
Call 133 275 to make a phone transaction

Transfers from another bank account
Transfer funds from another bank to this account:
BSB 182 512
ACCOUNT NO. 964990592



deposits using BPAY
From another bank

Biller code: 667022
Ref: 964 990 592

continued on next



Macquarie Cash Management Account

enquiries 1800 806 310

account name TURFIE PTY LTD ATF NELSON
SUPERANNUATION FUND
account no. 964990592

Please note the following financial services companies and/or financial advisers have authority on your account.

| Name | Authority Type |
|---|------------------------------|
| SENTINEL FINANCIAL GROUP PTY LTD | General withdrawal authority |
| FINCLEAR SERVICES PTY LTD | General withdrawal authority |
| ROBINSON NORMAN L SENTINEL STOCKBROKING | Enquiry authority |

Authority descriptions

Enquiry authority - you authorise the third party to have access to information about your account.

General withdrawal authority - you authorise the third party to:

- withdraw funds from your account,
- withdraw their fees from your account,
- Taxation Office (ATO), and
- make payments and withdrawals for any purpose including settlement or investment.

Please consider carefully who you appoint as a third party authority on your account as we may follow their instructions as if they were yours. It is important that you understand this risk and carefully consider what level of authority you give to them. For more information on third party authority levels search 'Macquarie Help' in your browser to find our Help Centre.



Macquarie Cash Management Account

enquiries 1800 806 310

account name TURFIE PTY LTD ATF NELSON
SUPERANNUATION FUND
account no. 964990592

We offer several options that allow you to make payments and view transactions free of charge

- Electronic funds transfers up to \$5,000 a day using online banking.
- Increase your limit to \$100,000 using the Macquarie Authenticator App or nominate an account for unlimited transfers by contacting us.
- BPAY payments (subject to BPAY biller code limits) free of charge via online and mobile banking.
- Make the switch to free online statements by updating your preference online.

About your account

- Interest is calculated on daily balances and paid monthly. The interest rate is variable and may change at any time without prior notice.
- For more information about your account including fees and charges, mistaken payments or unauthorised transactions, please read the terms and conditions for your product, available at macquarie.com.au or by contacting us. If you have a complaint about our service, or to find out more about our dispute resolution procedures, please refer to macquarie.com.au/feedback-and-complaints.

Protect your account

- Please check each entry on this statement. If you think there is an error or unauthorised transaction, please contact us right away.
- If you have new contact details, please contact us to update them.
- This statement should be kept in a safe place at all times. Please read the Product Information Statement for more details about keeping your account secure.

Access to and sharing your data

- We may provide access to or share an electronic copy of your data (account details, balance, transaction history and personal information) with other parties at your or your Financial Services Professional's request. This includes people who work with or for your Financial Services Professional such as accountants, consultants, technology platform owner/operators and others, some of whom may not be in Australia.
- Please refer to the current offer document for more information and speak with your Financial Services Professional if you have questions about how your data may be used, disclosed and/or protected.

Visit our Help Centre

- Here you'll find answers to common questions about your account. For more information, please visit help.macquarie.com

Download the Macquarie Mobile Banking app

- The Macquarie Mobile Banking app makes managing your money simple and convenient.



The Apple logo is a trademark of Apple Inc, registered in the U.S. and other countries.
App Store is a service mark of Apple Inc. Google Logo is a trademark of Google LLC.

16

Macquarie Cash Management Account

MACQUARIE BANK LIMITED
 ABN 46 08 953 542 AF-SL 237602



NELSON SUPERANNUATION FUND
 32 SUTHERLAND STREET
 DERBY WA 6728

account balance **\$12,443.77**
 as at 30 Nov 21

| transaction | description | debits | credits | balance |
|-------------|-------------------------------|--------|----------|-----------|
| 30.06.21 | OPENING BALANCE | | | 14,782.53 |
| 01.07.21 | QUICKSUPER QUICKSPR2956677149 | | 2,769.23 | 17,551.76 |
| 12.07.21 | V23V DCT 031261C021C4 | | 592.90 | 16,958.86 |
| 15.07.21 | SENTINEL R-A FEE JUN21 | 80.00 | | 16,878.86 |
| 16.07.21 | NDO DST JUNE 001262292007 | | 2,134.21 | 14,744.65 |
| 16.07.21 | GOZ DST JUN 001262161703 | | 3,400.74 | 11,343.91 |
| 16.07.21 | VGE PAYMENT JUL21/00804704 | | 180.34 | 11,163.57 |
| 16.07.21 | VHY PAYMENT JUL21/00812962 | | 344.69 | 10,818.88 |
| 16.07.21 | VAP PAYMENT JUL21/00816851 | | 721.32 | 10,097.56 |
| 16.07.21 | VGS PAYMENT JUL21/00814791 | | 742.29 | 9,355.27 |
| 16.07.21 | VAF PAYMENT JUL21/00808886 | | 886.45 | 8,468.82 |
| 23.07.21 | IFRA DST 001262500831 | | 277.44 | 8,191.38 |

how to make a transaction

online
 Log in to www.macquarie.com.au/personal
 From another bank
 B Pay
 deposits using B Pay
 by phone
 Call 133 275 to make a phone transaction
 Transfers from another bank account
 Transfer funds from another bank to this account.
 BSB 182 512
 ACCOUNT NO. 964990592

continued on next

Macquarie Cash Management Account

MACQUARIE BANK LIMITED
 enquiries 1800 806 310
 account name TURFIE PTY LTD ATF NELSON
 SUPERANNUATION FUND
 account no. 964990592

| transaction | description | debits | credits | balance |
|-------------|--|-----------|----------|-----------|
| 28.07.21 | BPAY | 1,396.00 | | 25,356.14 |
| 29.07.21 | QUICKSUPER QUICKSPR3015218132 | | 1,447.39 | 26,803.53 |
| 30.07.21 | MACQUARIE CMA INTEREST PAID* | | 2.30 | 26,805.83 |
| 30.07.21 | QUICKSUPER QUICKSPR3015887619 | | 2,040.86 | 28,846.69 |
| 17.08.21 | SENTINEL R-A FEE JUL21 | 80.00 | | 28,766.69 |
| 31.08.21 | MACQUARIE CMA INTEREST PAID* | | 2.83 | 28,769.52 |
| 10.09.21 | QUICKSUPER QUICKSPR3042821350 | | 1,923.08 | 30,692.60 |
| 23.09.21 | SENTINEL R-A FEE AUG21 | 80.00 | | 30,612.60 |
| 24.09.21 | BPAY TO AIA AUST. LTD | 11,052.56 | | 19,560.04 |
| 30.09.21 | MACQUARIE CMA INTEREST PAID* | | 2.65 | 19,562.69 |
| 12.10.21 | QUICKSUPER QUICKSPR304307004 | | 1,923.08 | 21,485.77 |
| 18.10.21 | IFRA DST 0012688566172 | | 277.44 | 21,763.21 |
| 18.10.21 | VAP PAYMENT OCT21/00816906 | | 155.60 | 21,918.81 |
| 18.10.21 | VGE PAYMENT OCT21/00804657 | | 256.34 | 22,175.15 |
| 18.10.21 | VGS PAYMENT OCT21/00817259 | | 312.79 | 22,487.94 |
| 18.10.21 | VAF PAYMENT OCT21/00808505 | | 345.17 | 22,833.11 |
| 18.10.21 | VHY PAYMENT OCT21/00813107 | | 1,685.01 | 24,498.12 |
| 19.10.21 | SENTINEL R-A FEE SEP21 | 80.00 | | 24,418.12 |
| 21.10.21 | XARO DST 001268390137 | | 303.21 | 24,721.33 |
| 27.10.21 | BPAY TO TAX OFFICE PAYMENTS | 445.00 | | 24,276.33 |
| 28.10.21 | TRANSACT FUNDS TRF TO SUNIL ADIYODI FEES | 1,000.00 | | 23,276.33 |
| 29.10.21 | MACQUARIE CMA INTEREST PAID* | | 2.21 | 23,278.54 |
| 03.11.21 | CLEARVIEW IFEINV 514520383013671369 | 4,105.28 | | 19,173.26 |
| 09.11.21 | QUICKSUPER QUICKSPR3081162308 | | 1,923.08 | 21,096.34 |
| 17.11.21 | TAL Life Limited 1710766-B7874807 | 8,573.84 | | 12,522.50 |
| 19.11.21 | SENTINEL R-A FEE OCT21 | 80.00 | | 12,442.50 |
| 30.11.21 | MACQUARIE CMA INTEREST PAID* | | 1.27 | 12,443.77 |

continued on next



Macquarie Cash Management Account

enquiries 1800 806 310

account name TURFIE PTY LTD ATF NELSON
SUPERANNUATION FUND
account no. 964980592

| transaction | description | debits | credits | balance |
|-------------|---------------------------------|-----------|-----------|-----------|
| | CLOSING BALANCE AS AT 30 NOV 21 | 26,972.68 | 24,533.92 | 12,443.77 |

* Interest rate for the period 1 July to 14 November: 0.12% pa (137 days); 15 November to 30 November: 0.05% pa (16 days)



Macquarie Cash Management Account

enquiries 1800 806 310

account name TURFIE PTY LTD ATF NELSON
SUPERANNUATION FUND
account no. 964980592

Please note the following financial services companies and/or financial advisers have authority on your account.

| Name | Authority Type |
|---|------------------------------|
| SENTINEL FINANCIAL GROUP PTY LTD | General withdrawal authority |
| FINCLEAR SERVICES PTY LTD | General withdrawal authority |
| ROBINSON NORMAN L SENTINEL STOCKBROKING | Enquiry authority |

Authority descriptions

Enquiry authority - you authorise the third party to have access to information about your account.

General withdrawal authority - you authorise the third party to:

- withdraw their fees from your account,
- withdraw funds from your account to make payments on your behalf directly to the Australian Taxation Office (ATO), and
- make payments and withdrawals for any purpose including settlement or investment.

Please consider carefully who you appoint as a third party authority on your account as we may follow their instructions as if they were yours. It is important that you understand this risk and carefully consider what level of authority you give to them. For more information on third party authority levels search 'Macquarie Help' in your browser to find our Help Centre.

18



Macquarie Cash Management Account

enquiries 1800 806 310

account name TURFIE PTY LTD ATF NELSON
SUPERANNUATION FUND
account no. 96499059Z

We offer several options that allow you to make payments and view transactions free of charge

- Electronic funds transfers up to \$5,000 a day using online banking.
- Increase your limit to \$100,000 using the Macquarie Authenticator App or nominate an account for unlimited transfers by contacting us.
- BPAY payments (subject to BPAY/biller code limits) / free of charge via online and mobile banking.
- Make the switch to free online statements by updating your preference online.

About your account

- Interest is calculated on daily balances and paid monthly. The interest rate is variable and may change at any time without prior notice.
- For more information about your account including fees and charges, mistaken payments or unauthorised transactions, please read the terms and conditions for your product, available at macquarie.com.au or by contacting us. If you have a complaint about our service, or to find out more about our dispute resolution procedures, please refer to macquarie.com.au/feedback-and-complaints.

Protect your account

- Please check each entry on this statement. If you think there is an error or unauthorised transaction, please contact us right away.
- If you have new contact details, please contact us to update them.
- This statement should be kept in a safe place at all times. Please read the Product Information Statement for more details about keeping your account secure.

Access to and sharing your data

- We may provide access to or share an electronic copy of your data (account details, balance, transaction history and personal information) with other parties at your or your Financial Services Professional's request. This includes people who work with or for your Financial Services Professional such as accountants, consultants, technology platform owner/operators and others, some of whom may not be in Australia.
- Please refer to the current offer document for more information and speak with your Financial Services Professional if you have questions about how your data may be used, disclosed and/or protected.

Visit our Help Centre

- Here you'll find answers to common questions about your account. For more information, please visit help.macquarie.com

Download the Macquarie Mobile Banking app

- The Macquarie Mobile Banking app makes managing your money simple and convenient.



The Apple logo is a trademark of Apple Inc, registered in the U.S. and other countries.
App Store is a service mark of Apple Inc. Google Logo is a trademark of Google LLC.

19



20

Investment Portfolio Financial Year Tax Pack

Dear Investor,

On behalf of Sentinel, we would like to thank you for your business over the past financial year.

Enclosed is your **Tax Pack** containing a range of reports and documents summarising your investment activities during the last financial year.

Please note these reports do not include any information on any external investments you may hold outside of Sentinel.

Also, in particular, please take note of the following items:

1) Dividends/Distributions from Overseas Domiciled Investments

Overseas domiciled investments from time to time pay dividends/distributions to investors.

Depending on tax treaties which may exist, investors may have a Withholding Tax percentage applied to those income distributions by the relevant overseas taxation authority.

The amount (percentage) and nature of the Withholding Tax applied will vary and may be higher should a client not have lodged the necessary Taxation forms (eg. in the case of the U.S. a current W8-BEN form).

Where relevant and in the preparation of your Taxation Income report, Sentinel has assumed that a 15% Withholding Tax amount will apply to Income Distributions from overseas domiciled investments.

2) Currency Exchange Rates

From time to time Investments may pay distributions which contain a portion of overseas income. In the event of this, Sentinel has applied a currency exchange rate as provided by public ASX announcements. However, it is possible that the exact physical amount received may differ from what is displayed on your Income Report due to these reported currency cross rate estimations.



3) Reports based on public ASX Releases

Although all care is taken, Sentinel bases its consolidated Tax reporting information from a number of sources, including ASX public releases. In the event of errors, estimates or omissions within this underlying data it is possible that information provided may be incorrect. As a result, the Sentinel Tax Reports should be considered as a guide when preparing tax returns.

The underlying 'source of truth' documents are provided directly to you from each relevant share registry. It is strongly advised that investors consult their Annual Taxation Statements (as provided by the relevant share registry) and seek professional advice when preparing their annual taxation returns.

Please contact us should you have any queries in relation to the above.

Thank you again and we look forward to a safe, successful and prosperous year ahead.

Yours faithfully

Sentinel Financial Group

The Board of Directors
Sentinel Financial Group

21



Tax Pack

Account Code: 20002673

Account Name: TURFIE PTY LTD <NELSON S/F A/C>

Taxation Period: 1 July 2021 to 30 June 2022

Please Note:

Stocks denoted with an * are stocks which are outside of Sentinel's investment management.

If you have provided Sentinel with a cost base for these stocks then this cost base will be displayed in the relevant Realised or Unrealised Gains Tax report.

If you have not provided Sentinel with a cost base for these stocks then only the sale proceeds (for stocks sold) or the closing market price (for open positions) will be displayed.

Please Note:
The attached reports relate specifically to your portfolio investment transactions and may not include all taxable items relating to your portfolio.
These reports do not constitute taxation advice, nor should they be solely relied upon in the preparation of your tax returns. Sentinel urges you to seek advice from taxation professionals when dealing with your taxation matters.
Sentinel takes all care in compiling these reports but can accept no responsibility for any errors or omissions.



Taxation Summary

- 1 Portfolio Valuation
- 2 Realised Capital Gains Report
- 3 Portfolio Income Report
- 4 Portfolio Expenses Report

Please Note:
The attached reports relate specifically to your portfolio investment transactions and may not include all taxable items relating to your portfolio. These reports do not constitute taxation advice, nor should they be solely relied upon in the preparation of your tax returns. Sentinel urges you to seek advice from taxation professionals when dealing with your taxation matters. Sentinel takes all care in compiling these reports but can accept no responsibility for any errors or omissions.

22

Portfolio Valuation

1

As At: 30 June 2022

Account Name: TURFIE PTY LTD <NELSUN S/F A/C>
 Account Code: 20002673

| Code | Security Name | Call /Put | Strike Price \$ | Expiry Date | SPC | Holding | Unit Cost \$ | Net Cost \$ | Price \$ | Market Value \$ | Market Value % | Gain /Loss \$ |
|---------------------|---|-----------|-----------------|-------------|-----|-----------|--------------|-------------------|----------|-------------------|----------------|------------------|
| IFRA | VanEck FTSE Global Infrastructure (Hedged) ETF | | | | | 1,734 | 19,464 | 33,750.61 | 21.50 | 37,281.00 | 6.441 | 3,530.39 |
| NDQ | Betashares Nasdaq 100 ETF | | | | | 1,817 | 14,528 | 26,396.98 | 26.71 | 48,532.07 | 8.385 | 22,135.09 |
| QOZ | Betashares Fise Rafi Australia 200 Etf | | | | | 7,923 | 13,605 | 107,790.42 | 14.16 | 112,189.68 | 19.383 | 4,399.26 |
| VAF | Vanguard Australian Fixed Interest Index Etf | | | | | 2,233 | 49,252 | 109,979.71 | 44.18 | 98,653.94 | 17.044 | -11,325.77 |
| VAP | Vanguard Australian Property Securities Index Etf | | | | | 263 | 83,615 | 21,990.76 | 76.00 | 19,988.00 | 3.453 | -2,002.76 |
| VGE | Vanguard Fise Emerging Markets Shares Etf | | | | | 492 | 63,509 | 31,246.37 | 66.99 | 32,959.08 | 5.694 | 1,712.71 |
| VGS | Vanguard MSCI Index International Shares ETF | | | | | 913 | 67,392 | 61,528.59 | 88.61 | 80,900.93 | 13.977 | 19,372.34 |
| VHY | Vanguard Australian Shares High Yield Etf | | | | | 1,050 | 63,072 | 66,225.94 | 62.70 | 65,835.00 | 11.374 | -390.94 |
| WDIV | SPDR S&P GLOBAL DIVIDEND FUND | | | | | 1,400 | 18,110 | 25,353.39 | 17.86 | 25,004.00 | 4.320 | -349.39 |
| XARO | ActiveX Ardea Real Outcome Bond Fund | | | | | 1,530 | 26,156 | 40,018.73 | 25.50 | 39,015.00 | 6.741 | -1,003.73 |
| MBLCCMH | Macquarie CMA | | | | | 18,447.58 | 1,000 | 18,447.58 | 1.00 | 18,447.58 | 3.187 | |
| Total: | | | | | | | | 542,729.08 | | 578,806.28 | 100.00 | 36,077.20 |
| Grand Total: | | | | | | | | 542,729.08 | | 578,806.28 | | 36,077.20 |

- 18,447.58
560,358.7
 (R)

23

Capital Gains Tax - Realised

2

From 1 July 2021 Through 30 June 2022

Account Name: TURFIE PTY LTD <NELSUN S/F A/C>
Account Code: 20002673

| Sale Date | Purchase Tax Date | Purchase Trade Date | Movement Quantity | Actual Cost | Sale Proceeds | Total Gain | Cost Base | Reduced Cost Base | Indexed Cost Base | Discounted Gain | Indexed Gain | CGT Gain | CGT Loss |
|--------------------|-------------------|---------------------|-------------------|-------------|---------------|------------|-----------|-------------------|-------------------|-----------------|--------------|-----------------------|----------|
| No records exist. | | | | | | | | | | | | | |
| | | | | | | | | | | | | No cost base provided | |
| Total for Product: | | | | | | | | | | | | | |
| Grand Total: | | | | | | | | | | | | | |

24

Portfolio Income Report

From 1 July 2021 through 30 June 2022

Account Code: 20002673

| Transaction Date | Settlement Date | Income Received \$ | Interest \$ | Other Income \$ | Gross Franked Dividend \$ | Imputation Credit \$ | Unfranked Dividend \$ | Discount Capital Gain \$ | Non-Disc Capital Gain \$ | CGT Conc. \$ | Tax Free \$ | Tax Deferred \$ | Return Of Capital \$ | TFN Amnts. Deduct. \$ | Non Resident W/Holding Tax \$ |
|--|-----------------|--------------------|-------------|-----------------|---------------------------|----------------------|-----------------------|--------------------------|--------------------------|--------------|-------------|-----------------|----------------------|-----------------------|-------------------------------|
| VNGD AUS FI - VANGUARD AUSTRALIAN FIXED INTEREST INDEX ETF (VAF.AXW) | | | | | | | | | | | | | | | |
| 01 Oct 2021 | 18 Oct 2021 | 345.17 | | | | | 345.17 | | | | | | | | |
| 01 Jan 2022 | 19 Jan 2022 | 914.42 | | | | | 914.42 | | | | | | | | |
| 01 Apr 2022 | 20 Apr 2022 | 400.38 | | | | | 400.38 | | | | | | | | |
| Total | | 1,659.97 | | | | | 1,659.97 | | | | | | | | |
| VNGD AUS PROP SEC - VANGUARD AUSTRALIAN PROPERTY SECURITIES INDEX ETF (VAP.AXW) | | | | | | | | | | | | | | | |
| 01 Oct 2021 | 18 Oct 2021 | 155.60 | | 8.29 | 11.98 | 3.59 | 147.22 | | | | | | | | |
| 04 Jan 2022 | 19 Jan 2022 | 140.29 | | 6.86 | 9.80 | 2.94 | 133.43 | | | | | | | | |
| 01 Apr 2022 | 20 Apr 2022 | 272.85 | | 9.41 | 13.44 | 4.03 | 263.44 | | | | | | | | |
| 01 Jul 2022 | 18 Jul 2022 | 342.61 | | | | | 342.61 | | | | | | | | |
| Total | | 911.35 | | | 35.22 | 10.56 | 886.70 | | | | | | | | |
| VNGD EMERGING MKTS - VANGUARD FTSE EMERGING MARKETS SHARES ETF (VGE.AXW) | | | | | | | | | | | | | | | |
| 01 Oct 2021 | 18 Oct 2021 | 256.34 | | | | | 256.34 | | | | | | | | |
| 04 Jan 2022 | 19 Jan 2022 | 285.36 | | | | | 285.36 | | | | | | | | |
| 01 Apr 2022 | 20 Apr 2022 | 79.97 | | | | | 79.97 | | | | | | | | |
| 01 Jul 2022 | 18 Jul 2022 | 181.77 | | | | | 181.77 | | | | | | | | |
| Total | | 803.44 | | | | | 803.44 | | | | | | | | |
| VNGD INTL SHARES - VANGUARD MSCI INDEX INTERNATIONAL SHARES ETF (VGS.AXW) | | | | | | | | | | | | | | | |
| 01 Oct 2021 | 18 Oct 2021 | 312.79 | | | | | 312.79 | | | | | | | | |
| 04 Jan 2022 | 19 Jan 2022 | 393.65 | | | | | 393.65 | | | | | | | | |
| 01 Apr 2022 | 20 Apr 2022 | 372.25 | | | | | 372.25 | | | | | | | | |
| 01 Jul 2022 | 18 Jul 2022 | 500.63 | | | | | 500.63 | | | | | | | | |
| Total | | 1,579.32 | | | | | 1,579.32 | | | | | | | | |
| VNGD AUS HIGH YIELD - VANGUARD AUSTRALIAN SHARES HIGH YIELD ETF (VHY.AXW) | | | | | | | | | | | | | | | |
| 01 Oct 2021 | 18 Oct 2021 | 1,665.01 | | 1549.65 | 2,213.79 | 664.14 | 115.36 | | | | | | | | |
| 04 Jan 2022 | 19 Jan 2022 | 506.16 | | 425.02 | 607.17 | 82.15 | 81.14 | | | | | | | | |
| 01 Apr 2022 | 20 Apr 2022 | 869.55 | | 808.45 | 1,154.93 | 346.48 | 61.10 | | | | | | | | |
| 01 Jul 2022 | 18 Jul 2022 | 1,309.22 | | 1234.37 | 1,763.38 | 529.01 | 74.86 | | | | | | | | |
| Total | | 4,349.94 | | | 5,739.27 | 1,721.78 | 332.46 | | | | | | | | |
| SPDR GLOBAL DIVIDEND - SPDR S&P GLOBAL DIVIDEND FUND (WDIV.AXW) | | | | | | | | | | | | | | | |
| 30 Dec 2021 | 13 Jan 2022 | 463.30 | | | | | 463.30 | | | | | | | | |
| 29 Jun 2022 | 12 Jul 2022 | 640.90 | | 2.27 | 3.24 | 0.97 | 638.63 | | | | | | | | |

25

Portfolio Income Report

From 1 July 2021 through 30 June 2022

Account Name: TURFIE PTY LTD <NELSUN S/F A/C>
 Account Code: 20002673

| Transaction Date | Settlement Date | Income Received \$ | Interest \$ | Gross Franked Dividend \$ | Imputation Credit \$ | Unfranked Dividend \$ | Discount Capital Gain \$ | Non-Disc Capital Gain \$ | CGT Conc. \$ | Tax Free \$ | Tax Deferred \$ | Return Of Capital \$ | TFN Amnts. Deduct. \$ | Resident W/Holding Tax \$ |
|---|-----------------|--------------------|--------------|---------------------------|----------------------|-----------------------|--------------------------|--------------------------|--------------|-------------|-----------------|----------------------|-----------------------|---------------------------|
| VANECKINFRASTRUCTURE - VANECK FTSE GLOBAL INFRASTRUCTURE (HEDGED) ETF (IFRA.AXW) | | | | | | | | | | | | | | |
| 01 Oct 2021 | 18 Oct 2021 | 277.44 | | 3.96 | 1.19 | 273.48 | | | | | | | | |
| 04 Jan 2022 | 19 Jan 2022 | 277.44 | | 3.96 | 1.19 | 273.48 | | | | | | | | |
| 01 Apr 2022 | 20 Apr 2022 | 277.44 | | 3.96 | 1.19 | 273.48 | | | | | | | | |
| 01 Jul 2022 | 25 Jul 2022 | 277.44 | | | | | | | | | | | | |
| Total | | 1,109.76 | | 7.92 | 2.38 | | | | | | | | | |
| MACQUARIE CMA (MBLCCMH.CASH) | | | | | | | | | | | | | | |
| 30 Jul 2021 | 30 Jul 2021 | 2.30 | 2.30 | | | | | | | | | | | |
| 31 Aug 2021 | 31 Aug 2021 | 2.83 | 2.83 | | | | | | | | | | | |
| 30 Sep 2021 | 30 Sep 2021 | 2.65 | 2.65 | | | | | | | | | | | |
| 29 Oct 2021 | 29 Oct 2021 | 2.21 | 2.21 | | | | | | | | | | | |
| 30 Nov 2021 | 30 Nov 2021 | 1.27 | 1.27 | | | | | | | | | | | |
| 31 Dec 2021 | 31 Dec 2021 | 0.61 | 0.61 | | | | | | | | | | | |
| 31 Jan 2022 | 31 Jan 2022 | 0.71 | 0.71 | | | | | | | | | | | |
| 28 Feb 2022 | 28 Feb 2022 | 0.54 | 0.54 | | | | | | | | | | | |
| 31 Mar 2022 | 31 Mar 2022 | 0.33 | 0.33 | | | | | | | | | | | |
| 29 Apr 2022 | 29 Apr 2022 | 0.58 | 0.58 | | | | | | | | | | | |
| 31 May 2022 | 31 May 2022 | 0.64 | 0.64 | | | | | | | | | | | |
| 30 Jun 2022 | 30 Jun 2022 | 2.14 | 2.14 | | | | | | | | | | | |
| Total | | 16.81 | 16.81 | | | | | | | | | | | |
| BETASHARES NASDAQ 100 - BETASHARES NASDAQ 100 ETF (NDQ.AXW) | | | | | | | | | | | | | | |
| 01 Jul 2022 | 18 Jul 2022 | 1,529.16 | | | | 1,529.16 | | | | | | | | |
| Total | | 1,529.16 | | | | 1,529.16 | | | | | | | | |
| BETASHARES RAFI AUS - BETASHARES FTSE RAFI AUSTRALIA 200 ETF (QOZ.AXW) | | | | | | | | | | | | | | |
| 04 Jan 2022 | 19 Jan 2022 | 2,660.65 | | 3,138.39 | 941.52 | 463.77 | | | | | | | | |
| 01 Jul 2022 | 18 Jul 2022 | 5,824.29 | | 4,781.78 | 1,434.53 | 2,275.63 | | | | | | | | |
| Total | | 8,484.94 | | 7,920.17 | 2,376.05 | 2,739.40 | | | | | | | | |

26

Portfolio Income Report
From 1 July 2021 through 30 June 2022

Account Code: 20002673

| Transaction Date | Settlement Date | Income Received \$ | Interest \$ | Other Income \$ | Gross Franked Dividend \$ | Imputation Credit \$ | Unfranked Dividend \$ | Discount Capital Gain \$ | Non-Disc Capital Gain \$ | CGT Conc. \$ | Tax Free \$ | Tax Deferred \$ | Return Of Capital \$ | TFN Amnts. Deduct. \$ | Non Resident W/Holding Tax \$ |
|--|-----------------|--------------------|-------------|-----------------|---------------------------|----------------------|-----------------------|--------------------------|--------------------------|--------------|-------------|-----------------|----------------------|-----------------------|-------------------------------|
| Total | | 1,104.20 | | | 3.24 | 0.97 | 1,101.93 | | | | | | | | |
| AC ... EXARDEAREALBND - ACTIVE X ARDEA RL OUTCOME BND FUND (MANAGED FUND) (XARO.AXW) | | | | | | | | | | | | | | | |
| 01 Oct 2021 | 21 Oct 2021 | 303.21 | | | | | 303.21 | | | | | | | | |
| 04 Jan 2022 | 21 Jan 2022 | 205.26 | | | | | 205.26 | | | | | | | | |
| 01 Apr 2022 | 22 Apr 2022 | 168.41 | | | | | 168.41 | | | | | | | | |
| 01 Jul 2022 | 20 Jul 2022 | 2,144.99 | | | | | 2,144.99 | | | | | | | | |
| Total | | 2,821.87 | | | | | 2,821.87 | | | | | | | | |
| TOTAL PORTFOLIO | | 24,370.76 | 16.81 | | 13,705.82 | 4,111.74 | 13,454.25 | | | | | | | | |

R 9594.08

14757.5

-201.41

27

| Foreign Income | | | | | | | | | | | | |
|--|-----------------|--------------------|-------------|-------------|----------|----------------------------|----------------------------|--------------------------------|-----------------|-----------------|--------------|--------------------------------|
| Income | | | | | | | | | Tax Credits | | | |
| Transaction Date | Settlement Date | Income Received \$ | Interest \$ | Dividend \$ | Other \$ | Modified Passive Income \$ | Discounted Capital Gain \$ | Non-Discounted Capital Gain \$ | Interest FTC \$ | Dividend FTC \$ | Other FTC \$ | Modified Passive Income FTC \$ |
| VANECKINFRASTRUCTURE - VANECK FTSE GLOBAL INFRASTRUCTURE (HEDGED) ETF (IFRA.AXW) | | | | | | | | | | | | |
| 01 Oct 2021 | 18 Oct 2021 | 277.44 | | 274.67 | | | | | | | | |
| 04 Jan 2022 | 19 Jan 2022 | 277.44 | | 277.44 | | | | | | | | |
| 01 Apr 2022 | 20 Apr 2022 | 277.44 | | 274.67 | | | | | | | | |
| 01 Jul 2022 | 25 Jul 2022 | 277.44 | | 277.44 | | | | | | | | |
| | | 1,109.76 | | 1,104.22 | | | | | | | | |
| TOTAL PORTFOLIO | | 1,109.76 | | 1,104.22 | | | | | | | | |

28

Investment Expenses Paid

From 1 July 2021 Through 30 June 2022

4

Account Name: TURFIE PTY LTD <NELSUN S/F A/C>
 Account Code: 20002673

| Date | Position | Description | Amount Paid | GST |
|---|---------------|--|------------------|-----|
| Client Fee <i>(Client Fee amounts include GST)</i> | | | | |
| 15 Jul 2021 | Macquarie CMA | SENTINEL R+A FEE JUN21 | -80.00 | |
| 17 Aug 2021 | Macquarie CMA | SENTINEL R+A FEE JUL21 | -80.00 | |
| 23 Sep 2021 | Macquarie CMA | SENTINEL R+A FEE AUG21 | -80.00 | |
| 19 Oct 2021 | Macquarie CMA | SENTINEL R+A FEE SEP21 | -80.00 | |
| 19 Nov 2021 | Macquarie CMA | SENTINEL R+A FEE OCT21 | -80.00 | |
| 14 Dec 2021 | Macquarie CMA | SENTINEL R+A FEE NOV21 | -80.00 | |
| 17 Jan 2022 | Macquarie CMA | SENTINEL R+A FEE DEC21 | -80.00 | |
| 10 Feb 2022 | Macquarie CMA | SENTINEL R+A FEE JAN22 | -80.00 | |
| 21 Mar 2022 | Macquarie CMA | SENTINEL R+A FEE FEB22 | -80.00 | |
| 20 Apr 2022 | Macquarie CMA | SENTINEL R+A FEE MAR22 | -80.00 | |
| 24 May 2022 | Macquarie CMA | SENTINEL R+A FEE APR22 | -80.00 | |
| 15 Jun 2022 | Macquarie CMA | SENTINEL R+A FEE MAY22 | -80.00 | |
| Tax General | | | | |
| 28 Jul 2021 | Macquarie CMA | BPAY TO TAX OFFICE PAYMENTS | -1,396.00 | |
| 27 Oct 2021 | Macquarie CMA | BPAY TO TAX OFFICE PAYMENTS | -445.00 | |
| 04 Jan 2022 | Macquarie CMA | BPAY TO TAX OFFICE PAYMENTS | -445.00 | |
| 25 Feb 2022 | Macquarie CMA | TRANSACT FUNDS TFR TO SUCCESS TAX PROFES | -600.00 | |
| 25 Feb 2022 | Macquarie CMA | TRANSACT FUNDS TFR TO SUCCESS TAX PROFES | -2,920.21 | |
| 10 Mar 2022 | Macquarie CMA | TRANSACT FUNDS TFR TO SUCCESS TAX PROFES | -306.00 | |
| 21 Apr 2022 | Macquarie CMA | BPAY TO TAX OFFICE PAYMENTS | -885.00 | |
| 09 Jun 2022 | Macquarie CMA | BPAY TO TAX OFFICE PAYMENTS | -847.75 | |
| Total Expenses: | | | -8,804.96 | |
| Grand Total: | | | -8,804.96 | |

29



Supplementary Information

- i Capital Transactions Report
- ii Cash Transactions Report
- iii Unrealised Capital Gains Report

Please Note:
The attached reports relate specifically to your portfolio investment transactions and may not include all taxable items relating to your portfolio.
These reports do not constitute taxation advice, nor should they be solely relied upon in the preparation of your tax returns. Sentinel urges you to seek advice from taxation professionals when dealing with your taxation matters.
Sentinel takes all care in compiling these reports but can accept no responsibility for any errors or omissions.

30

Capital Transaction

From 1 July 2021 Through 30 June 2022

i

Account Name: TURFIE PTY LTD <NELSUN S/F A/C>
Account Code: 20002673

| Description | TradeDate | SettleDate | Quantity | Unit Price | Gross Amount | Brokerage | GST | Net Amount |
|-------------|-----------|------------|----------|------------|--------------|-----------|-----|------------|
|-------------|-----------|------------|----------|------------|--------------|-----------|-----|------------|

No records exist.

Total :

31

Cash Transaction Summary

From 1 July 2021 Through 30 June 2022

Account Name: TURFIE PTY LTD <NELSUN S/F A/C>
 Account Code: 20002673

964990592 (Macq Cash) - TURFIE PTY LTD ATF NELSUN SUPERANNUATION FUND

Macquarie CMA (MBLCCMH.CASH)

| Opening Balance | | 01 Jul 2021 | 14,782.53 |
|-------------------------------|--------------------------|-------------|------------------|
| Client Fee | | | |
| SENTINEL R+A FEE JUN21 | 15 Jul 2021 | | -80.00 |
| SENTINEL R+A FEE JUL21 | 17 Aug 2021 | | -80.00 |
| SENTINEL R+A FEE AUG21 | 23 Sep 2021 | | -80.00 |
| SENTINEL R+A FEE SEP21 | 19 Oct 2021 | | -80.00 |
| SENTINEL R+A FEE OCT21 | 19 Nov 2021 | | -80.00 |
| SENTINEL R+A FEE NOV21 | 14 Dec 2021 | | -80.00 |
| SENTINEL R+A FEE DEC21 | 17 Jan 2022 | | -80.00 |
| SENTINEL R+A FEE JAN22 | 10 Feb 2022 | | -80.00 |
| SENTINEL R+A FEE FEB22 | 21 Mar 2022 | | -80.00 |
| SENTINEL R+A FEE MAR22 | 20 Apr 2022 | | -80.00 |
| SENTINEL R+A FEE APR22 | 24 May 2022 | | -80.00 |
| SENTINEL R+A FEE MAY22 | 15 Jun 2022 | | -80.00 |
| | Total Client Fee: | | -960.00 |
| Deposit | | | |
| QUICKSUPER QUICKSPR2996677149 | 01 Jul 2021 | | 2,769.23 |
| QUICKSUPER QUICKSPR3015218132 | 29 Jul 2021 | | 1,447.39 |
| QUICKSUPER QUICKSPR3015687619 | 30 Jul 2021 | | 2,040.86 |
| QUICKSUPER QUICKSPR3042821350 | 10 Sep 2021 | | 1,923.08 |
| QUICKSUPER QUICKSPR3063019794 | 12 Oct 2021 | | 1,923.08 |
| QUICKSUPER QUICKSPR3081162308 | 09 Nov 2021 | | 1,923.08 |
| QUICKSUPER QUICKSPR3099413030 | 06 Dec 2021 | | 2,884.61 |
| QUICKSUPER QUICKSPR3134280077 | 31 Jan 2022 | | 1,780.35 |
| QUICKSUPER QUICKSPR3175433843 | 30 Mar 2022 | | 1,756.30 |
| QUICKSUPER QUICKSPR3179567313 | 05 Apr 2022 | | 0 |
| QUICKSUPER QUICKSPR3218174100 | 31 May 2022 | | 1,002.70 |
| QUICKSUPER QUICKSPR3231088471 | 17 Jun 2022 | | 1,697.42 |
| QUICKSUPER QUICKSPR3231088472 | 17 Jun 2022 | | 2,524.05 |
| | Total Deposit: | | 26,034.85 |
| Distribution Effect | | | |
| WDIV DST 001261632104 | 12 Jul 2021 | | 592.90 |
| VGE PAYMENT JUL21/00804704 | 16 Jul 2021 | | 180.34 |
| VAP PAYMENT JUL21/00816851 | 16 Jul 2021 | | 721.32 |

32

Cash Transaction Summary
From 1 Jul 2021 Through 30 Jun 2022

Account Code:20002673

| | | |
|-----------------------------|-----------------------------------|------------------|
| NDQ DST JUNE 001262292007 | 15 Jul 2021 | 2,134.21 |
| VGS PAYMENT JUL21/00814791 | 15 Jul 2021 | 742.29 |
| VAF PAYMENT JUL21/00808886 | 15 Jul 2021 | 886.45 |
| VHY PAYMENT JUL21/00812962 | 15 Jul 2021 | 344.69 |
| QOZ DST JUN 001262161703 | 15 Jul 2021 | 3,400.74 |
| IFRA DST 001262500931 | 23 Jul 2021 | 277.44 |
| MACQUARIE CMA INTEREST PAID | 30 Jul 2021 | 2.30 |
| MACQUARIE CMA INTEREST PAID | 31 Aug 2021 | 2.83 |
| MACQUARIE CMA INTEREST PAID | 30 Sep 2021 | 2.65 |
| IFRA DST 001268566172 | 18 Oct 2021 | 277.44 |
| VAP PAYMENT OCT21/00816906 | 18 Oct 2021 | 155.60 |
| VGE PAYMENT OCT21/00804657 | 18 Oct 2021 | 256.34 |
| VGS PAYMENT OCT21/00817259 | 18 Oct 2021 | 312.79 |
| VAF PAYMENT OCT21/00808505 | 18 Oct 2021 | 345.17 |
| VHY PAYMENT OCT21/00813107 | 18 Oct 2021 | 1,665.01 |
| XARO DST 001268390137 | 21 Oct 2021 | 303.21 |
| MACQUARIE CMA INTEREST PAID | 23 Oct 2021 | 2.21 |
| MACQUARIE CMA INTEREST PAID | 30 Nov 2021 | 1.27 |
| MACQUARIE CMA INTEREST PAID | 31 Dec 2021 | 0.61 |
| WDIV DST 001270604821 | 13 Jan 2022 | 463.30 |
| VHY PAYMENT JAN22/00813327 | 19 Jan 2022 | 506.16 |
| VAF PAYMENT JAN22/00807972 | 19 Jan 2022 | 914.42 |
| IFRA DST 001270981785 | 19 Jan 2022 | 277.44 |
| QOZ DST 001270917348 | 19 Jan 2022 | 2,660.65 |
| VAP PAYMENT JAN22/00816727 | 19 Jan 2022 | 140.29 |
| VGE PAYMENT JAN22/00804514 | 19 Jan 2022 | 285.36 |
| VGS PAYMENT JAN22/00817836 | 19 Jan 2022 | 393.65 |
| XARO DST 001270696037 | 21 Jan 2022 | 205.26 |
| MACQUARIE CMA INTEREST PAID | 31 Jan 2022 | 0.71 |
| MACQUARIE CMA INTEREST PAID | 28 Feb 2022 | 0.54 |
| MACQUARIE CMA INTEREST PAID | 31 Mar 2022 | 0.33 |
| VHY PAYMENT APR22/00813349 | 20 Apr 2022 | 869.55 |
| VGE PAYMENT APR22/00804467 | 20 Apr 2022 | 79.97 |
| IFRA DST 001276798194 | 20 Apr 2022 | 277.44 |
| VAP PAYMENT APR22/00816611 | 20 Apr 2022 | 272.85 |
| VGS PAYMENT APR22/00818243 | 20 Apr 2022 | 372.25 |
| VAF PAYMENT APR22/00807632 | 20 Apr 2022 | 400.38 |
| XARO DST 001276659903 | 22 Apr 2022 | 168.42 |
| MACQUARIE CMA INTEREST PAID | 29 Apr 2022 | 0.58 |
| MACQUARIE CMA INTEREST PAID | 31 May 2022 | 0.64 |
| MACQUARIE CMA INTEREST PAID | 30 Jun 2022 | 2.14 |
| | Total Distribution Effect: | 20,900.14 |
| Tax General | | |
| BPAY TO TAX OFFICE PAYMENTS | 23 Jul 2021 | -1,396.00 |
| BPAY TO TAX OFFICE PAYMENTS | 27 Oct 2021 | -445.00 |

33

Cash Transaction Summary
From 1 Jul 2021 Through 30 Jun 2022

Account Code:20002673

| | | | |
|------------------------|--|-------------|-------------------|
| | BPAY TO TAX OFFICE PAYMENTS | 04 Jan 2022 | -445.00 |
| | TRANSACT FUNDS TFR TO SUCCESS TAX PROFES | 25 Feb 2022 | -600.00 |
| | TRANSACT FUNDS TFR TO SUCCESS TAX PROFES | 25 Feb 2022 | -2,920.21 |
| | TRANSACT FUNDS TFR TO SUCCESS TAX PROFES | 10 Mar 2022 | -306.00 |
| | BPAY TO TAX OFFICE PAYMENTS | 21 Apr 2022 | -885.00 |
| | BPAY TO TAX OFFICE PAYMENTS | 09 Jun 2022 | -847.75 |
| | Total Tax General: | | -7,844.96 |
| Withdrawal | | | |
| | BPAY TO AIA AUST. LTD | 24 Sep 2021 | -11,000.00 |
| | TRANSACT FUNDS TFR TO SUNILADIYODI FEES | 28 Oct 2021 | -1,000.00 |
| | CLEARVIEWLIFEINV 514520383013671369 | 03 Nov 2021 | -4,105.28 |
| | TAL Life Limited 1710766-B7874807 | 17 Nov 2021 | -8,573.84 |
| | TRANSACT FUNDS TFR TO BETTERLINK GROUP | 24 Jan 2022 | -1,500.00 |
| | TRANSACT FUNDS TFR TO WATTNOW ELECTRICAL | 28 Jan 2022 | -1,895.30 |
| | TRANSACT FUNDS TFR TO UNICORN GROUP AUST | 02 Feb 2022 | -4,838.00 |
| | TRANSACT FUNDS TFR TO BETTERLINK GROUP | 03 Jun 2022 | -1,500.00 |
| | Total Withdrawal: | | -34,464.98 |
| | Total: | | 3,665.05 |
| Closing Balance | | 30 Jun 2022 | 18,447.58 |

34

35

Capital Gains Tax - Unrealised

As At: 30 June 2022

iii

Account Name: TURFIE PTY LTD <NELSON S/F A/C>
 Account Code: 20002673

Capital Gains Tax - Unrealised
 As at: 30 Jun 2022

Account Code: 20002673

| Tax Date | Trans. Date | Quantity | Actual Cost | Market Value | Total Gain | Cost Base | Reduced Cost Base | Indexed Cost Base | Discounted Gain | Indexed Gain | CGT Gain | CGT Loss |
|------------------------------------|-------------|--------------|-------------------|---------------------|------------------|-------------------|-------------------|-------------------|--------------------|--------------|------------------|------------------|
| IFRA - VANECKINFRASTRUCTURE | | | | | | | | | | | | |
| 30 Jan 2019 | 30 Jan 2019 | 1,734 | 33,750.61 | 37,281.00 | 3,720.51 | 33,560.49 | 33,560.49 | | 2,480.3400 | | 2,480.34 | |
| Total for Product: | | 1,734 | 33,750.61 | 37,281.0000 | 3,720.51 | 33,560.49 | 33,560.49 | | 2,480.3400 | | 2,480.34 | |
| NDQ - BETASHARESASDAQ100 | | | | | | | | | | | | |
| 17 Nov 2017 | 17 Nov 2017 | 1,817 | 26,396.98 | 48,532.07 | 22,135.09 | 26,396.98 | 26,396.98 | | 14,756.7100 | | 14,756.71 | |
| Total for Product: | | 1,817 | 26,396.98 | 48,532.0700 | 22,135.09 | 26,396.98 | 26,396.98 | | 14,756.7100 | | 14,756.71 | |
| QOZ - BETASHARESRAFIUS | | | | | | | | | | | | |
| 17 Nov 2017 | 17 Nov 2017 | 7,923 | 107,790.42 | 112,189.68 | 4,399.26 | 107,790.42 | 107,790.42 | | 2,932.8400 | | 2,932.84 | |
| Total for Product: | | 7,923 | 107,790.42 | 112,189.6800 | 4,399.26 | 107,790.42 | 107,790.42 | | 2,932.8400 | | 2,932.84 | |
| VAF - VNGD AUS FI | | | | | | | | | | | | |
| 04 Dec 2017 | 04 Dec 2017 | 2,233 | 109,979.71 | 98,653.94 | | 109,979.71 | 109,979.71 | | | | | 11,325.77 |
| Total for Product: | | 2,233 | 109,979.71 | 98,653.9400 | 0.00 | 109,979.71 | 109,979.71 | | | | | 11,325.77 |
| VAP - VNGD AUS PROP SEC | | | | | | | | | | | | |
| 04 Dec 2017 | 04 Dec 2017 | 263 | 21,990.76 | 19,988.00 | | 22,017.64 | 22,017.64 | | | | | 2,029.64 |
| Total for Product: | | 263 | 21,990.76 | 19,988.0000 | 0.00 | 22,017.64 | 22,017.64 | | | | | 2,029.64 |
| VGE - VNGD EMERGING MKTS | | | | | | | | | | | | |
| 30 Jan 2019 | 30 Jan 2019 | 492 | 31,246.37 | 32,959.08 | 1,713.58 | 31,246.50 | 31,246.50 | | 1,142.3900 | | 1,142.39 | |
| Total for Product: | | 492 | 31,246.37 | 32,959.0800 | 1,713.58 | 31,246.50 | 31,246.50 | | 1,142.3900 | | 1,142.39 | |
| VGS - VNGD INTL SHARES | | | | | | | | | | | | |
| 04 Dec 2017 | 04 Dec 2017 | 913 | 61,528.59 | 80,900.93 | 19,372.34 | 61,528.59 | 61,528.59 | | 12,914.8800 | | 12,914.88 | |

36

Capital Gains Tax - Unrealised
As at: 30 Jun 2022

Account Code: 20002673

| Tax Date | Trans. Date | Quantity | Actual Cost | Market Value | Total Gain | Cost Base | Reduced Cost Base | Indexed Cost Base | Discounted Gain | Indexed Gain | CGT Gain | CGT Loss |
|------------------------------------|-------------|----------|-------------|--------------|------------|------------|-------------------|-------------------|-----------------|--------------|-----------|-----------|
| Total for Product: | | 913 | 61,528.59 | 80,900.9300 | 19,372.34 | 61,528.59 | 61,528.59 | | 12,914.8800 | | 12,914.88 | |
| VHY - VNGD AUS HIGH YIELD | | | | | | | | | | | | |
| 17 Nov 2017 | 17 Nov 2017 | 743 | 46,143.48 | 46,586.10 | 442.62 | 46,143.48 | 46,143.48 | | 295.0800 | | 295.08 | |
| 07 May 2021 | 07 May 2021 | 307 | 20,082.46 | 19,248.90 | | 20,082.46 | 20,082.46 | | | | | 833.56 |
| Total for Product: | | 1,050 | 66,225.94 | 65,835.0000 | 442.62 | 66,225.94 | 66,225.94 | | 295.0800 | | 295.08 | 833.56 |
| WDIV - SPDR GLOBAL DIVIDEND | | | | | | | | | | | | |
| 07 May 2021 | 07 May 2021 | 1,400 | 25,353.39 | 25,004.00 | | 25,353.39 | 25,353.39 | | | | | 349.39 |
| Total for Product: | | 1,400 | 25,353.39 | 25,004.0000 | 0.00 | 25,353.39 | 25,353.39 | | | | | 349.39 |
| XARO - ACT:VEXARDEAREALBND | | | | | | | | | | | | |
| 07 May 2021 | 07 May 2021 | 1,530 | 40,018.73 | 39,015.00 | | 40,018.73 | 40,018.73 | | | | | 1,003.73 |
| Total for Product: | | 1,530 | 40,018.73 | 39,015.0000 | 0.00 | 40,018.73 | 40,018.73 | | | | | 1,003.73 |
| Grand Total: | | 19,355 | 524,281.50 | 560,358.7000 | 51,783.40 | 524,117.39 | 524,117.39 | | 34,522.2300 | | 34,522.23 | 15,542.09 |



Australian Government
Australian Taxation Office

Agent BLOSSOM ACCOUNTANTS &
BUSINESS ADVISER
Client THE TRUSTEE FOR NELSON
SUPERANNUATION FUND
ABN 76 791 650 146
TFN 998 695 991

37

Income tax 002

| | |
|-----------------------|------------|
| Date generated | 23/11/2022 |
| Overdue | \$0.00 |
| Not yet due | \$0.00 |
| Balance | \$0.00 |

Transactions

6 results found - from 23 November 2020 to 23 November 2022 sorted by processed date ordered newest to oldest

| Processed date | Effective date | Description | Debit (DR) | Credit (CR) | Balance |
|----------------|----------------|---|------------|-------------|---------------|
| 10 Jun 2022 | 10 Jun 2022 | General interest charge | | | \$0.00 |
| 10 Jun 2022 | 9 Jun 2022 | Payment received | | \$847.75 ✓ | \$0.00 |
| 1 Jun 2022 | 1 Jun 2022 | General interest charge | | | \$847.75 DR |
| 14 Feb 2022 | 16 May 2022 | Tax return Self Man Superfund - Income Tax for the period from 01 Jul 20 to 30 Jun 21 | \$847.75 | | \$847.75 DR |
| 9 Apr 2021 | 14 Apr 2021 | EFT refund for Income Tax for the period from 01 Jul 19 to 30 Jun 20 | \$1,327.55 | | \$0.00 |
| 9 Apr 2021 | 9 Apr 2021 | Tax return Self Man Superfund - Income Tax for the period from 01 Jul 19 to 30 Jun 20 | | \$1,327.55 | \$1,327.55 CR |



Australian Government
Australian Taxation Office

Agent BLOSSOM ACCOUNTANTS &
BUSINESS ADVISER
Client THE TRUSTEE FOR NELSUN
SUPERANNUATION FUND
ABN 76 791 650 146
TFN 998 695 991

Activity statement 004

38

| | |
|----------------|-------------|
| Date generated | 23/11/2022 |
| Overdue | \$603.00 DR |
| Not yet due | \$0.00 |
| Balance | \$603.00 DR |

Transactions

24 results found - from 23 November 2020 to 23 November 2022 sorted by processed date ordered newest to oldest

| Processed date | Effective date | Description | Debit (DR) | Credit (CR) | Balance |
|----------------|----------------|--|------------|--------------|---------------|
| 1 Nov 2022 | 1 Nov 2022 | General interest charge | | | \$603.00 DR |
| 30 Oct 2022 | 28 Oct 2022 | Original Activity Statement for the period ending 30 Sep 22 - PAYG Instalments | \$603.00 | | \$603.00 DR |
| 3 Aug 2022 | 3 Aug 2022 | General interest charge | | | \$0.00 |
| 3 Aug 2022 | 2 Aug 2022 | Payment received | | \$592.00 | \$0.00 |
| 1 Aug 2022 | 1 Aug 2022 | General interest charge | | | \$592.00 DR |
| 31 Jul 2022 | 28 Jul 2022 | Original Activity Statement for the period ending 30 Jun 22 - PAYG Instalments | \$592.00 | | \$592.00 DR |
| 1 May 2022 | 1 May 2022 | General interest charge | | | \$0.00 |
| 1 May 2022 | 28 Apr 2022 | Original Activity Statement for the period ending 31 Mar 22 - PAYG Instalments | \$885.00 | | \$0.00 |
| 22 Apr 2022 | 21 Apr 2022 | Payment received | | \$885.00 ✓ | \$885.00 CR |
| 7 Mar 2022 | 7 Mar 2022 | General interest charge | | | \$0.00 |
| 7 Mar 2022 | 28 Feb 2022 | Original Activity Statement for the period ending 31 Dec 21 - PAYG Instalments | \$445.00 | | \$0.00 |
| 5 Jan 2022 | 4 Jan 2022 | Payment received | | \$445.00 ✓ | \$445.00 CR |
| 1 Nov 2021 | 1 Nov 2021 | General interest charge | | | \$0.00 |
| 31 Oct 2021 | 28 Oct 2021 | Original Activity Statement for the period ending 30 Sep 21 - PAYG Instalments | \$445.00 | | \$0.00 |
| 28 Oct 2021 | 27 Oct 2021 | Payment received | | \$445.00 ✓ | \$445.00 CR |
| 2 Aug 2021 | 2 Aug 2021 | General interest charge | | | \$0.00 |
| 1 Aug 2021 | 28 Jul 2021 | Original Activity Statement for the period ending 30 Jun 21 - PAYG Instalments | \$1,396.00 | | \$0.00 |
| 29 Jul 2021 | 28 Jul 2021 | Payment received | | \$1,396.00 ✓ | \$1,396.00 CR |
| 3 May 2021 | 3 May 2021 | General interest charge | | | \$0.00 |
| 2 May 2021 | 28 Apr 2021 | Original Activity Statement for the period ending 31 Mar 21 - PAYG Instalments | \$128.00 | | \$0.00 |
| 30 Apr 2021 | 29 Apr 2021 | Payment received | | \$128.00 | \$128.00 CR |
| 11 Mar 2021 | 11 Mar 2021 | General interest charge | | | \$0.00 |
| 11 Mar 2021 | 10 Mar 2021 | Payment received | | \$128.00 | \$0.00 |

| Processed date | Effective date | Description | Debit (DR) | Credit (CR) | Balance |
|----------------|----------------|--|------------|-------------|-------------|
| 7 Mar 2021 | 2 Mar 2021 | Original Activity Statement for the period ending 31 Dec 20 - PAYG Instalments | \$128.00 | | \$128.00 DR |

Nelson Superannuation Fund

ABN 76 791 650 146

Ledger Entries Report for the year ending 30 June, 2022

23/11/2022

16:56

Total

| Date | Trans No | Chq/Rec | Description | Code | Debit | Credit | Total |
|---------------------------------------|-----------|---------|--------------------------------|------|-----------------|-----------------|------------|
| Account number 3325 - Taxation | | | | | | | |
| 01/07/2021 | 000000001 | J | Opening balance | | | 2,292.94 | (2,292.94) |
| 28/07/2021 | 000000013 | P | Tax Office | | 1,396.00 | | (896.94) |
| 18/10/2021 | 000000024 | R | IFRA DST | | 1.19 | | (895.75) |
| 18/10/2021 | 000000025 | R | VAP OCT | | 3.59 | | (892.16) |
| 18/10/2021 | 000000029 | R | VHY OCT | | 664.14 | | (228.02) |
| 27/10/2021 | 000000032 | P | Tax Office | | 445.00 | | 216.98 |
| 04/01/2022 | 000000047 | P | Tax Office | | 445.00 | | 661.98 |
| 19/01/2022 | 000000051 | R | QOZ DST | | 941.52 | | 1,603.50 |
| 19/01/2022 | 000000052 | R | VAP Jan | | 2.94 | | 1,606.44 |
| 19/01/2022 | 000000055 | R | VHY PAYMENT JAN | | 182.15 | | 1,788.59 |
| 20/04/2022 | 000000068 | R | IFRA DST | | 1.19 | | 1,789.78 |
| 20/04/2022 | 000000069 | R | VAF Payment Apr | | 4.03 | | 1,793.81 |
| 20/04/2022 | 000000072 | R | VHY Payment Apr | | 346.48 | | 2,140.29 |
| 21/04/2022 | 000000075 | P | Tax Office | | 885.00 | | 3,025.29 |
| 09/06/2022 | 000000081 | P | Tax Office | | 847.75 | | 3,873.04 |
| 30/06/2022 | 000000087 | J | QOZ JUL | | 1,434.53 | | 5,307.57 |
| 30/06/2022 | 000000087 | J | VHY JUL | | 529.01 | | 5,836.58 |
| 30/06/2022 | 000000087 | J | WDIV JUL | | 0.97 | | 5,837.55 |
| 30/06/2022 | 000000088 | J | Levy | | | 259.00 | 5,578.55 |
| 30/06/2022 | 000000090 | J | Tax on contribution & Earnings | | | 3,711.07 | 1,867.48 |
| Total | | | | | 8,130.49 | 6,263.01 | |

Nelson Superannuation Fund

ABN 76 791 650 146

Ledger Entries Report for the year ending 30 June, 2022

40

23/11/2022

10:48

Total

| Date | Trans No | Chq/Rec | Description | Code | Debit | Credit | Total |
|--|-----------|---------|-----------------|------|------------------|-----------------|-----------|
| Account number 2101 - Trade debtors | | | | | | | |
| 01/07/2021 | 000000001 | J | Opening balance | | 9,230.95 | | 9,230.95 |
| 12/07/2021 | 000000003 | R | W Div | | | 592.90 | 8,638.05 |
| 16/07/2021 | 000000005 | R | NDQ June | | | 2,134.21 | 6,503.84 |
| 16/07/2021 | 000000006 | R | QOZ June | | | 3,400.74 | 3,103.10 |
| 16/07/2021 | 000000007 | R | VGE July | | | 180.34 | 2,922.76 |
| 16/07/2021 | 000000008 | R | VHY July | | | 344.69 | 2,578.07 |
| 16/07/2021 | 000000009 | R | VAP July | | | 721.32 | 1,856.75 |
| 16/07/2021 | 000000010 | R | VGS July | | | 742.29 | 1,114.46 |
| 16/07/2021 | 000000011 | R | VAF July | | | 886.45 | 228.01 |
| 23/07/2021 | 000000012 | R | IFRA DST | | | 277.44 | (49.43) |
| 30/06/2022 | 000000087 | J | IFRA JUL | | 277.44 | | 228.01 |
| 30/06/2022 | 000000087 | J | NDQ JUL | | 1,529.16 | | 1,757.17 |
| 30/06/2022 | 000000087 | J | QOZ JUL | | 5,824.29 | | 7,581.46 |
| 30/06/2022 | 000000087 | J | VAF JULY | | 342.61 | | 7,924.07 |
| 30/06/2022 | 000000087 | J | VGE JUL | | 181.77 | | 8,105.84 |
| 30/06/2022 | 000000087 | J | VGS DIVIDEND | | 500.63 | | 8,606.47 |
| 30/06/2022 | 000000087 | J | VHY JUL | | 1,309.22 | | 9,915.69 |
| 30/06/2022 | 000000087 | J | WDIV JUL | | 640.90 | | 10,556.59 |
| 30/06/2022 | 000000087 | J | XARO JUL | | 2,144.99 | | 12,701.58 |
| Total | | | | | 21,981.96 | 9,280.38 | |

TAX INVOICE
ABN 33 007 207 650

41

21/10/2021

Mr & Mrs Murphy
32, Sutherland Street
Derby WA 6728

Invoice No: 100047

For services rendered by Sunil Adiyodi,
being Annual review 2021 and preparation of ROA

(Inc GST

\$ 1000

TOTAL AMOUNT DUE

\$1000.00

Payment is requested within (7) days from date of Invoice.

**Please make cheque payable to Synchron
and send to PO Box 238 Midland – WA 6936
Should you wish to credit our account please note it – “(Sunil Adiyodi) Fees”
Bank a/c details are - CBA BSB 063120 A/c 10025095
A receipt will not be issued unless requested.
Thank you**

Retain this section for your records
Return this section with payment

Adviser Name: Sunil Adiyodi

Invoice No: 100047

Mr & Mrs Murphy
32, Sutherland Street
Derby WA 6728

Date: 21/10/2021

\$ 1000.00

42



Tax Invoice

Invoice No **014979**
Date 02 February 2022
Nelson Superannuation Fund
Po Box 1322
Derby
WA 6728

Blossom Accountants & Business Advisers
15 Sayer Street Midland WA - 6056

SMSF Accounting & Tax - 2019

Job No. J000751

Tasks

| Description | Time | Rate | Amount |
|-----------------------|------|--------|----------|
| SMSF Financials & Tax | 0.50 | 220.00 | 2,654.55 |

Tax Return - Individual 2021

Job No. J001343

Tasks

| Description | Time | Rate | Amount |
|-------------|-------|------|--------|
| Tax Returns | 16.50 | | 0.00 |

Sub Total 2,654.55
GST 265.46

Total 2,920.01
Less Amount Paid 2,920.01

Amount Due 0.00

Payment Advice

Please detach this portion and return with your payment to:

Blossom Accountants & Business Advisers
PO Box 238 Midland WA - 6936

Account Name : Blossom Accountants & Business Advisers
BSB : 086-334
Account Number :31-209-2709

Invoice No 014979
Amount Due 0.00
Due Date 09 February 2022

Amount Paid _____

43



Tax Invoice

Invoice No **014980**
Date 02 February 2022

Blossom Accountants & Business Advisers
15 Sayer Street Midland WA - 6056

Nelson Superannuation Fund
Po Box 1322
Derby
WA 6728

SMSF Accounting & Tax - 2021

Job No. J001648

Tasks

| Description | Time | Rate | Amount |
|-----------------------|------|-------------------|-------------|
| SMSF Financials & Tax | 0.50 | 220.00 | 545.45 |
| | | Sub Total | 545.45 |
| | | GST | 54.55 |
| | | Total | 600.00 |
| | | Less Amount Paid | 600.00 |
| | | Amount Due | 0.00 |

Payment Advice

Please detach this portion and return with your payment to:

Blossom Accountants & Business Advisers
PO Box 238 Midland WA - 6936

Account Name : Blossom Accountants & Business Advisers
BSB : 086-334
Account Number :31-209-2709

Invoice No **014980**
Amount Due **0.00**
Due Date **09 February 2022**

Amount Paid _____

