
Financial statements and reports for the year ended
30 June 2022

NUBAY HOLDINGS PTY LTD SUPERANNUATION
FUND

Prepared for: Stephen Dobbs and Julie Dobbs

Reports Index

Trustees Declaration

Statement of Taxable Income

Operating Statement

Detailed Operating Statement

Statement of Financial Position

Detailed Statement of Financial Position

Notes to the Financial Statements

Members Statement

Investment Summary

Investment Performance

Investment Movement

Detailed Schedule of Fund Assets

Trustees Declaration

The trustees have determined that the fund is not a reporting entity and that the special purpose financial statements should be prepared in accordance with the accounting policies described in Note 1 to the financial statements.

The trustees declare that:

- (i) the financial statements and notes to the financial statements for the year ended 30 June 2022 present fairly, in all material respects, the financial position of the superannuation fund at 30 June 2022 and the results of its operations for the year ended on that date in accordance with the accounting policies described in Note 1 to the financial statements;
- (ii) the financial statements and notes to the financial statements have been prepared in accordance with the requirements of the trust deed; and
- (iii) the operation of the superannuation fund has been carried out in accordance with its trust deed and in compliance with the requirements of the Superannuation Industry (Supervision) Act 1993 and associated Regulations during the year ended 30 June 2022.

Signed in accordance with a resolution of the trustees by:

Stephen Dobbs
Stephen Dobbs (Jan 18, 2023 15:50 GMT+8)
Stephen Dobbs

Trustee

Julie Dobbs
Julie Dobbs (Jan 18, 2023 15:54 GMT+8)
Julie Dobbs

Trustee

Dated this day of2023

NUBAY HOLDINGS PTY LTD SUPERANNUATION FUND

Statement of Taxable Income

For the year ended 30 June 2022

	2022
	\$
Benefits accrued as a result of operations	6,593.00
Less	
Realised Accounting Capital Gains	(1,273.00)
Non Taxable Contributions	251.00
	<u>(1,022.00)</u>
Add	
Decrease in MV of investments	8,221.00
Pension Payments	203.00
	<u>8,424.00</u>
SMSF Annual Return Rounding	(1.00)
	<u>16,038.00</u>
Taxable Income or Loss	16,038.00
Income Tax on Taxable Income or Loss	2,405.70
	<u>2,405.70</u>
CURRENT TAX OR REFUND	2,405.70
Supervisory Levy	259.00
Income Tax Instalments Paid	(1,641.00)
	<u>1,023.70</u>
AMOUNT DUE OR REFUNDABLE	1,023.70

NUBAY HOLDINGS PTY LTD SUPERANNUATION FUND

Operating Statement

For the year ended 30 June 2022

	Note	2022	2021
		\$	\$
Income			
Investment Income			
Interest Received		3	1
Contribution Income			
Employer Contributions		23,038	21,475
Personal Non Concessional		251	0
Total Income		<u>23,292</u>	<u>21,476</u>
Expenses			
Accountancy Fees		1,775	3,935
ATO Supervisory Levy		518	259
Auditor's Remuneration		375	750
Bank Charges		0	5
Investment Expenses		250	2,318
		<u>2,918</u>	<u>7,267</u>
Member Payments			
Life Insurance Premiums		4,084	4,136
Pensions Paid		203	700
Investment Losses			
Changes in Market Values	7	9,494	5,880
Total Expenses		<u>16,699</u>	<u>17,983</u>
Benefits accrued as a result of operations before income tax			
		<u>6,593</u>	<u>3,493</u>
Income Tax Expense	8	2,406	1,510
Benefits accrued as a result of operations		<u>4,187</u>	<u>1,982</u>

Refer to compilation report

NUBAY HOLDINGS PTY LTD SUPERANNUATION FUND

Detailed Operating Statement

For the year ended 30 June 2022

	2022	2021
	\$	\$
Income		
Interest Received		
St George Bank	3	1
	<u>3</u>	<u>1</u>
Contribution Income		
Employer Contributions - Concessional		
Stephen Dobbs	23,038	21,475
	<u>23,038</u>	<u>21,475</u>
Personal Contributions - Non Concessional		
Stephen Dobbs	251	0
	<u>251</u>	<u>0</u>
Total Income	<u>23,292</u>	<u>21,476</u>
Expenses		
Accountancy Fees	1,775	3,935
ATO Supervisory Levy	518	259
Auditor's Remuneration	375	750
Bank Charges	0	5
	<u>2,668</u>	<u>4,949</u>
Investment Expenses		
Investment Expenses	250	2,318
	<u>250</u>	<u>2,318</u>
Member Payments		
Life Insurance Premiums		
Dobbs, Stephen - Accumulation (Accumulation)	4,084	4,136
	<u>4,084</u>	<u>4,136</u>
Pensions Paid		
Dobbs, Julie - Pension (Transition to Retirement Pension)	2	5
Dobbs, Stephen - Pension (Transition to Retirement Pension 2)	20	40
Dobbs, Stephen - Pension (Transition to Retirement Pension 3)	178	650
Dobbs, Stephen - Pension (Transition to Retirement Pension)	2	5
	<u>203</u>	<u>700</u>
Investment Losses		
Realised Movements in Market Value		
Shares in Listed Companies (Australian)		
Alligator Energy Limited	(1,165)	0
Creso Pharma Limited	2,438	0
	<u>1,273</u>	<u>0</u>
Unrealised Movements in Market Value		
Shares in Listed Companies (Australian)		
Avecho Biotechnology Limited	800	(2,000)
Avira Resources Ltd	10	4,975
Emmerson Resources Limited	2,581	0
Wiluna Mining Corporation Limited	(114,644)	2,905
Wiluna Mining Corporation Limited.	119,474	0

Refer to compilation report

NUBAY HOLDINGS PTY LTD SUPERANNUATION FUND**Detailed Operating Statement**

For the year ended 30 June 2022

	2022	2021
	\$	\$
	<u>8,221</u>	<u>5,880</u>
Other Investment Gains/Losses	(0)	0
Changes in Market Values	<u>9,494</u>	<u>5,880</u>
Total Expenses	<u>16,699</u>	<u>17,983</u>
Benefits accrued as a result of operations before income tax	<u>6,593</u>	<u>3,493</u>
Income Tax Expense		
Income Tax Expense	2,406	1,511
Total Income Tax	<u>2,406</u>	<u>1,511</u>
Benefits accrued as a result of operations	<u>4,187</u>	<u>1,982</u>

Refer to compilation report

NUBAY HOLDINGS PTY LTD SUPERANNUATION FUND

Statement of Financial Position

As at 30 June 2022

	Note	2022 \$	2021 \$
Assets			
Investments			
Shares in Listed Companies (Australian)	2	17,899	9,900
Total Investments		<u>17,899</u>	<u>9,900</u>
Other Assets			
Formation Expenses		506	506
St George Bank		1,836	4,235
ANZ Cash Investment Acct		149	142
Income Tax Refundable		0	2,294
Total Other Assets		<u>2,491</u>	<u>7,177</u>
Total Assets		<u>20,390</u>	<u>17,077</u>
Less:			
Liabilities			
Income Tax Payable		766	0
PAYG Payable		547	467
Sundry Creditors		0	2,260
Amounts owing to other persons		0	(540)
Total Liabilities		<u>1,313</u>	<u>2,187</u>
Net assets available to pay benefits		<u>19,077</u>	<u>14,890</u>
Represented by:			
Liability for accrued benefits allocated to members' accounts	4, 5		
Dobbs, Stephen - Accumulation		15,269	6,583
Dobbs, Stephen - Pension (Transition to Retirement Pension)		15	34
Dobbs, Stephen - Pension (Transition to Retirement Pension 2)		83	203
Dobbs, Stephen - Pension (Transition to Retirement Pension 3)		3,137	6,858
Dobbs, Julie - Accumulation		562	1,185
Dobbs, Julie - Pension (Transition to Retirement Pension)		11	27
Total Liability for accrued benefits allocated to members' accounts		<u>19,077</u>	<u>14,890</u>

Refer to compilation report

NUBAY HOLDINGS PTY LTD SUPERANNUATION FUND
Detailed Statement of Financial Position

As at 30 June 2022

	Note	2022 \$	2021 \$
Assets			
Investments			
Shares in Listed Companies (Australian)	2		
Avecho Biotechnology Limited		2,600	3,400
Avira Resources Ltd		15	25
Emmerson Resources Limited		13,639	0
Wiluna Mining Corporation Limited		0	6,475
Wiluna Mining Corporation Limited.		1,645	0
Total Investments		<u>17,899</u>	<u>9,900</u>
Other Assets			
Bank Accounts	3		
ANZ Cash Investment Acct		149	142
St George Bank		1,836	4,235
Formation Expenses		506	506
Income Tax Refundable		0	2,294
Total Other Assets		<u>2,491</u>	<u>7,177</u>
Total Assets		<u>20,390</u>	<u>17,077</u>
Less:			
Liabilities			
Amounts owing to other persons			
Banking Error 2021		0	(540)
Income Tax Payable		766	0
PAYG Payable		547	467
Sundry Creditors		0	2,260
Total Liabilities		<u>1,313</u>	<u>2,187</u>
Net assets available to pay benefits		<u>19,077</u>	<u>14,890</u>
Represented By :			
Liability for accrued benefits allocated to members' accounts	4, 5		
Dobbs, Stephen - Accumulation		15,267	6,581
Dobbs, Stephen - Pension (Transition to Retirement Pension)		15	34
Dobbs, Stephen - Pension (Transition to Retirement Pension 2)		83	203
Dobbs, Stephen - Pension (Transition to Retirement Pension 3)		3,137	6,858
Dobbs, Julie - Accumulation		562	1,185
Dobbs, Julie - Pension (Transition to Retirement Pension)		11	27
Total Liability for accrued benefits allocated to members' accounts		<u>19,077</u>	<u>14,890</u>

Refer to compilation report

NUBAY HOLDINGS PTY LTD SUPERANNUATION FUND
Detailed Statement of Financial Position

As at 30 June 2022

	Note	2022	2021
		\$	\$

Refer to compilation report

NUBAY HOLDINGS PTY LTD SUPERANNUATION FUND

Notes to the Financial Statements

For the year ended 30 June 2022

Note 1: Summary of Significant Accounting Policies

The trustees have prepared the financial statements on the basis that the superannuation fund is a non-reporting entity because there are no users dependent on general purpose financial statements. The financial statements are therefore special purpose financial statements that have been prepared in order to meet the requirements of the Superannuation Industry (Supervision) Act 1993 and associated Regulations, the trust deed of the fund and the needs of members.

The financial statements have been prepared on a cash basis and are based on historical costs, except for investments which have been measured at market value.

The following significant accounting policies, which are consistent with the policies applied in the previous period unless otherwise stated, have been adopted in the preparation of the financial statements.

The financial statements were authorised for issue by the Trustee(s).

a. Measurement of Investments

The fund initially recognises:

- (i) an investment when it controls the future economic benefits expected to flow from the asset. For financial assets, the trade date is considered to be the date on which control of the future economic benefits attributable to the asset passes to the fund; and
- (ii) a financial liability on the date it becomes a party to the contractual provisions of the instrument.

Investments of the fund have been measured at market value, which refers to the amount that a willing buyer could reasonably be expected to pay to acquire the asset from a willing seller if the following assumptions were made:

- that the buyer and the seller deal with each other at arm's length in relation to the sale;
- that the sale occurred after proper marketing of the asset; and
- that the buyer and the seller acted knowledgeably and prudentially in relation to the sale.

Market value has been determined as follows:

- (i) shares and other securities listed on the Australian Securities Exchange by reference to the relevant market quotations at the end of the reporting period;
- (ii) units in managed funds by reference to the unit redemption price at the end of the reporting period;
- (iii) fixed-interest securities by reference to the redemption price at the end of the reporting period;
- (iv) unlisted investments are stated at trustees' assessment based on estimated market value at balance date or where necessary, an external valuer's opinion; and
- (v) investment properties at the trustees' assessment of the market value or where necessary a qualified independent valuer's opinion at the end of reporting period.

Financial liabilities, such as trade creditors and other payables, are measured at the gross value of the outstanding balance at the end of the reporting period. The trustees have determined that the gross values of the fund's financial liabilities is equivalent to their market values. Any remeasurement changes in the gross values of non-current financial liabilities (including liabilities for members' accrued benefits) are recognised in the operating statement in the periods in which they occur.

b. Cash and Cash Equivalents

Cash and cash equivalents include cash on hand and at call, deposits with banks and short-term, highly liquid investments that are readily convertible to cash and subject to an insignificant risk of change in value.

c. Revenue

Revenue is recognised at the fair value of the consideration received or receivable.

Interest revenue

Interest revenue is recognised in respect of fixed-interest securities, and cash and cash equivalent balances. Interest revenue is recognised upon receipt.

Notes to the Financial Statements

For the year ended 30 June 2022

Dividend revenue

Dividend revenue is recognised when the dividend has been paid or, in the case of dividend reinvestment schemes, when the dividend is credited to the benefit of the fund.

Rental revenue

Rental revenue arising from operating leases on investment properties is recognised upon receipt.

Distribution revenue

Distributions from unit trusts and managed funds are recognised as at the date the unit value is quoted ex-distribution and if not received at the end of the reporting period, are reflected in the statement of financial position as a receivable at market value.

Remeasurement changes in market values

Remeasurement changes in the market values of assets are recognised as income and determined as the difference between the market value at year-end or consideration received (if sold during the year) and the market value as at the prior year-end or cost (if acquired during the period).

d. Liability for Accrued Benefits

The liability for accrued benefits represents the fund's present obligation to pay benefits to members and beneficiaries, and has been calculated as the difference between the carrying amount of the assets and the carrying amount of the other payables and income tax liabilities as at the end of the reporting period.

e. Critical Accounting Estimates and Judgements

The preparation of financial statements requires the trustees to make judgements, estimates and assumptions that affect the application of accounting policies and the reported amounts of assets and liabilities, income and expenses. Actual results may differ from these estimates.

Estimates and underlying assumptions are reviewed on an ongoing basis. Revisions to accounting estimates are recognised in the period in which the estimate is revised and in any future period affected.

Note 2: Shares in Listed Companies (Australian)

	2022 \$	2021 \$
Avecho Biotechnology Limited	2,600	3,400
Avira Resources Ltd	15	25
Emmerson Resources Limited	13,639	0
Wiluna Mining Corporation Limited.	1,645	0
Wiluna Mining Corporation Limited	0	6,475
	17,899	9,900

Note 4: Liability for Accrued Benefits

NUBAY HOLDINGS PTY LTD SUPERANNUATION FUND

Notes to the Financial Statements

For the year ended 30 June 2022

	2022	2021
	\$	\$
Liability for accrued benefits at beginning of year	14,888	15,552
Benefits accrued as a result of operations	4,187	1,982
Current year member movements	0	(2,646)
Liability for accrued benefits at end of year	19,076	14,888

Note 5: Vested Benefits

Vested benefits are benefits that are not conditional upon continued membership of the fund (or any factor other than resignation from the plan) and include benefits which members were entitled to receive had they terminated their fund membership as at the end of the reporting period.

	2022	2021
	\$	\$
Vested Benefits	19,076	14,888

Note 6: Guaranteed Benefits

No guarantees have been made in respect of any part of the liability for accrued benefits.

Note 7: Changes in Market Values Unrealised Movements in Market Value

	2022	2021
	\$	\$
Shares in Listed Companies (Australian)		
Avecho Biotechnology Limited	(800)	2,000
Avira Resources Ltd	(10)	(4,975)
Emmerson Resources Limited	(2,581)	0
Wiluna Mining Corporation Limited	114,644	(2,905)
Wiluna Mining Corporation Limited.	(119,474)	0
	(8,221)	(5,880)
Total Unrealised Movement	(8,221)	(5,880)

Realised Movements in Market Value

2022	2021
\$	\$

NUBAY HOLDINGS PTY LTD SUPERANNUATION FUND

Notes to the Financial Statements

For the year ended 30 June 2022

Shares in Listed Companies (Australian)		
Alligator Energy Limited	1,165	0
Creso Pharma Limited	(2,438)	0
	<hr/>	<hr/>
	(1,273)	0
	<hr/>	<hr/>
Total Realised Movement	(1,273)	0
	<hr/>	<hr/>
Changes in Market Values	(9,494)	(5,880)
	<hr/>	<hr/>
 Note 8: Income Tax Expense		
	2022	2021
	\$	\$
The components of tax expense comprise		
Current Tax	2,406	1,511
	<hr/>	<hr/>
Income Tax Expense	2,406	1,511
	<hr/>	<hr/>
 The prima facie tax on benefits accrued before income tax is reconciled to the income tax as follows:		
Prima facie tax payable on benefits accrued before income tax at 15%	989	524
Less:		
Tax effect of:		
Non Taxable Contributions	38	0
Realised Accounting Capital Gains	(191)	0
Add:		
Tax effect of:		
Decrease in MV of Investments	1,233	882
Pension Payments	30	105
Rounding	1	0
	<hr/>	<hr/>
Income Tax on Taxable Income or Loss	2,406	1,511
 Less credits:		
	<hr/>	<hr/>
Current Tax or Refund	2,406	1,511
	<hr/>	<hr/>

Refer to compilation report

NUBAY HOLDINGS PTY LTD SUPERANNUATION FUND

Members Statement

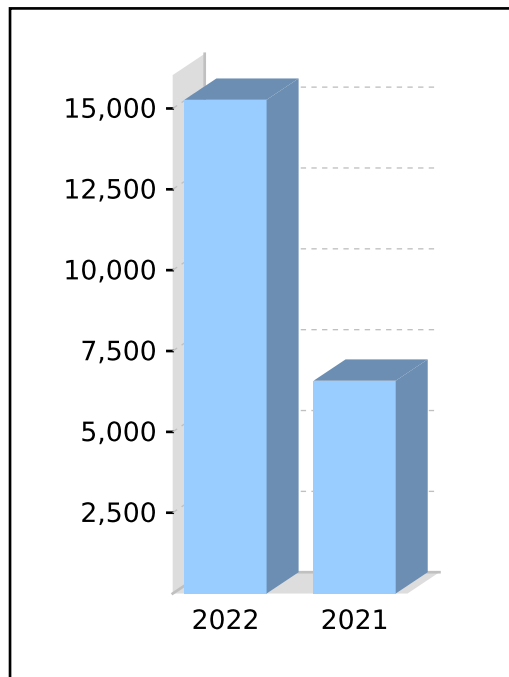
Stephen Dobbs
 7 Transom Lane
 Waikiki, Western Australia, 6169, Australia

Your Details

Date of Birth :	Provided	Nominated Beneficiaries:	N/A
Age:	65	Nomination Type:	N/A
Tax File Number:	Provided	Vested Benefits:	15,268
Date Joined Fund:	21/08/2001	Total Death Benefit:	225,268
Service Period Start Date:	01/01/2010	Current Salary:	192,742
Date Left Fund:		Previous Salary:	0
Member Code:	DOBSTE00001A	Disability Benefit:	0
Account Start Date:	21/08/2001		
Account Phase:	Accumulation Phase		
Account Description:	Accumulation		

Your Balance

Total Benefits	15,268
<u>Preservation Components</u>	
Preserved	6,582
Unrestricted Non Preserved	8,686
Restricted Non Preserved	
<u>Tax Components</u>	
Tax Free	251
Taxable	15,017
Investment Earnings Rate	-48%



Your Detailed Account Summary

	This Year	Last Year
Opening balance at 01/07/2021	6,582	12,279
<u>Increases to Member account during the period</u>		
Employer Contributions	23,038	21,475
Personal Contributions (Concessional)		
Personal Contributions (Non Concessional)	251	
Government Co-Contributions		
Other Contributions		
Proceeds of Insurance Policies		
Transfers In		
Net Earnings	(7,956)	(3,727)
Internal Transfer In		
<u>Decreases to Member account during the period</u>		
Pensions Paid		
Contributions Tax	3,456	3,221
Income Tax	(893)	(925)
No TFN Excess Contributions Tax		
Excess Contributions Tax		
Refund Excess Contributions		
Division 293 Tax		
Insurance Policy Premiums Paid	4,084	4,136
Management Fees		
Member Expenses		
Benefits Paid/Transfers Out		
Superannuation Surcharge Tax		
Internal Transfer Out		17,014
Closing balance at 30/06/2022	15,268	6,581

Members Statement

Trustee's Disclaimer

This statement has been prepared by the Trustee for the member whose name appears at the top of this statement. Every effort has been made by the Trustee to ensure the accuracy and completeness of this Statement. The Trustee does not accept any liability for any error, omission or misprint. All amounts shown in relation to benefits do not take into account any amounts which may be withheld to satisfy the requirements imposed by the Income Tax Assessment Act 1936.

Signed by all the trustees of the fund

Stephen Dobbs

Stephen Dobbs (Jan 18, 2023 15:50 GMT+8)

Stephen Dobbs
Trustee

Julie Dobbs

Julie Dobbs (Jan 18, 2023 15:54 GMT+8)

Julie Dobbs
Trustee

NUBAY HOLDINGS PTY LTD SUPERANNUATION FUND

Members Statement

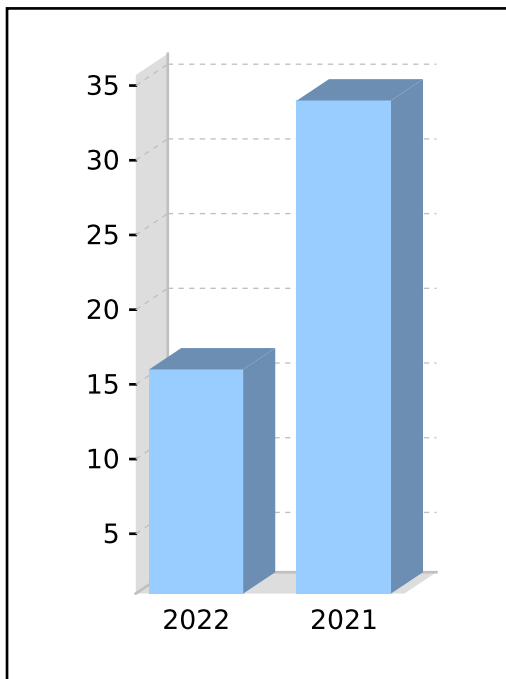
Stephen Dobbs
 7 Transom Lane
 Waikiki, Western Australia, 6169, Australia

Your Details

Date of Birth :	Provided	Nominated Beneficiaries:	N/A
Age:	65	Nomination Type:	N/A
Tax File Number:	Provided	Vested Benefits:	15
Date Joined Fund:	21/08/2001	Total Death Benefit:	15
Service Period Start Date:	01/01/2010	Current Salary:	0
Date Left Fund:		Previous Salary:	0
Member Code:	DOBSTE00002P	Disability Benefit:	0
Account Start Date:	01/07/2016		
Account Phase:	Accumulation Phase		
Account Description:	Transition to Retirement Pension		

Your Balance

Total Benefits	15
<u>Preservation Components</u>	
Preserved	33
Unrestricted Non Preserved	(18)
Restricted Non Preserved	
<u>Tax Components</u>	
Tax Free (0.00%)	
Taxable	15
Investment Earnings Rate	-53%



Your Detailed Account Summary

	This Year	Last Year
Opening balance at 01/07/2021	34	82
<u>Increases to Member account during the period</u>		
Employer Contributions		
Personal Contributions (Concessional)		
Personal Contributions (Non Concessional)		
Government Co-Contributions		
Other Contributions		
Proceeds of Insurance Policies		
Transfers In		
Net Earnings	(18)	(47)
Internal Transfer In		
<u>Decreases to Member account during the period</u>		
Pensions Paid	2	5
Contributions Tax		
Income Tax	(1)	(4)
No TFN Excess Contributions Tax		
Excess Contributions Tax		
Refund Excess Contributions		
Division 293 Tax		
Insurance Policy Premiums Paid		
Management Fees		
Member Expenses		
Benefits Paid/Transfers Out		
Superannuation Surcharge Tax		
Internal Transfer Out		
Closing balance at 30/06/2022	15	34

Members Statement

Trustee's Disclaimer

This statement has been prepared by the Trustee for the member whose name appears at the top of this statement. Every effort has been made by the Trustee to ensure the accuracy and completeness of this Statement. The Trustee does not accept any liability for any error, omission or misprint. All amounts shown in relation to benefits do not take into account any amounts which may be withheld to satisfy the requirements imposed by the Income Tax Assessment Act 1936.

Signed by all the trustees of the fund

Stephen Dobbs

Stephen Dobbs (Jan 18, 2023 15:50 GMT+8)

Stephen Dobbs

Trustee

Julie Dobbs

Julie Dobbs (Jan 18, 2023 15:54 GMT+8)

Julie Dobbs

Trustee

NUBAY HOLDINGS PTY LTD SUPERANNUATION FUND

Members Statement

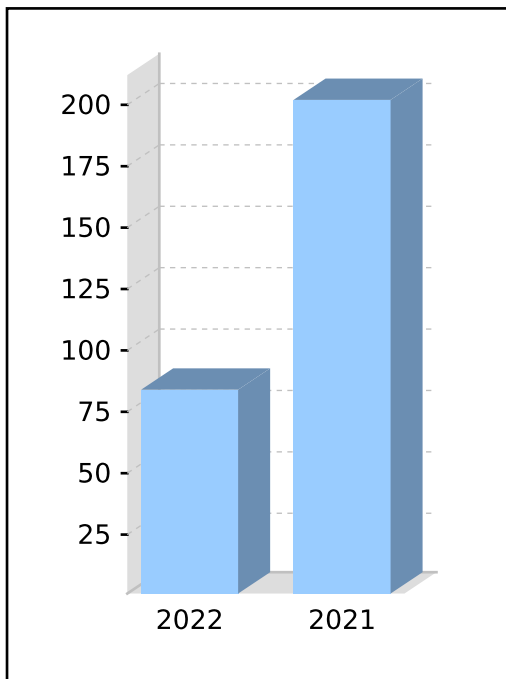
Stephen Dobbs
 7 Transom Lane
 Waikiki, Western Australia, 6169, Australia

Your Details

Date of Birth :	Provided	Nominated Beneficiaries:	N/A
Age:	65	Nomination Type:	N/A
Tax File Number:	Provided	Vested Benefits:	83
Date Joined Fund:	21/08/2001	Total Death Benefit:	210,083
Service Period Start Date:	01/01/2010	Current Salary:	192,742
Date Left Fund:		Previous Salary:	0
Member Code:	DOBSTE00003P	Disability Benefit:	0
Account Start Date:	01/07/2018		
Account Phase:	Accumulation Phase		
Account Description:	Transition to Retirement Pension 2		

Your Balance

Total Benefits	83
<u>Preservation Components</u>	
Preserved	188
Unrestricted Non Preserved	(105)
Restricted Non Preserved	
<u>Tax Components</u>	
Tax Free (10.93%)	8
Taxable	75
Investment Earnings Rate	-52%



Your Detailed Account Summary

	This Year	Last Year
Opening balance at 01/07/2021	203	491
<u>Increases to Member account during the period</u>		
Employer Contributions		
Personal Contributions (Concessional)		
Personal Contributions (Non Concessional)		
Government Co-Contributions		
Other Contributions		
Proceeds of Insurance Policies		
Transfers In		
Net Earnings	(104)	(271)
Internal Transfer In		
<u>Decreases to Member account during the period</u>		
Pensions Paid	20	40
Contributions Tax		
Income Tax	(4)	(22)
No TFN Excess Contributions Tax		
Excess Contributions Tax		
Refund Excess Contributions		
Division 293 Tax		
Insurance Policy Premiums Paid		
Management Fees		
Member Expenses		
Benefits Paid/Transfers Out		
Superannuation Surcharge Tax		
Internal Transfer Out		
Closing balance at 30/06/2022	83	202

Members Statement

Trustee's Disclaimer

This statement has been prepared by the Trustee for the member whose name appears at the top of this statement. Every effort has been made by the Trustee to ensure the accuracy and completeness of this Statement. The Trustee does not accept any liability for any error, omission or misprint. All amounts shown in relation to benefits do not take into account any amounts which may be withheld to satisfy the requirements imposed by the Income Tax Assessment Act 1936.

Signed by all the trustees of the fund

Stephen Dobbs

Stephen Dobbs (Jan 18, 2023 15:50 GMT+8)

Stephen Dobbs

Trustee

Julie Dobbs

Julie Dobbs (Jan 18, 2023 15:54 GMT+8)

Julie Dobbs

Trustee

NUBAY HOLDINGS PTY LTD SUPERANNUATION FUND

Members Statement

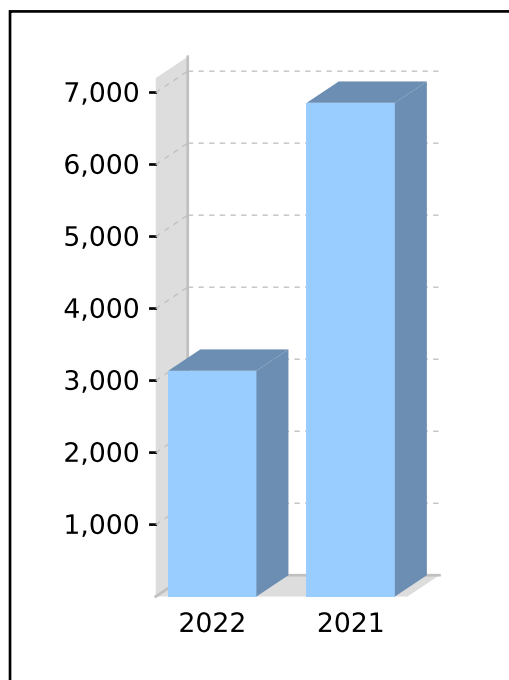
Stephen Dobbs
 7 Transom Lane
 Waikiki, Western Australia, 6169, Australia

Your Details

Date of Birth :	Provided	Nominated Beneficiaries:	N/A
Age:	65	Nomination Type:	N/A
Tax File Number:	Provided	Vested Benefits:	3,137
Date Joined Fund:	21/08/2001	Total Death Benefit:	213,137
Service Period Start Date:	01/01/2010	Current Salary:	192,742
Date Left Fund:		Previous Salary:	0
Member Code:	DOBSTE00006P	Disability Benefit:	0
Account Start Date:	17/11/2020		
Account Phase:	Accumulation Phase		
Account Description:	Transition to Retirement Pension 3		

Your Balance

Total Benefits	3,137
<u>Preservation Components</u>	
Preserved	6,858
Unrestricted Non Preserved	(3,721)
Restricted Non Preserved	
<u>Tax Components</u>	
Tax Free (0.00%)	
Taxable	3,137
Investment Earnings Rate	-53%



Your Detailed Account Summary

	This Year	Last Year
Opening balance at 01/07/2021	6,858	
<u>Increases to Member account during the period</u>		
Employer Contributions		
Personal Contributions (Concessional)		
Personal Contributions (Non Concessional)		
Government Co-Contributions		
Other Contributions		
Proceeds of Insurance Policies		
Transfers In		
Net Earnings	(3,672)	(7,489)
Internal Transfer In		17,014
<u>Decreases to Member account during the period</u>		
Pensions Paid	178	650
Contributions Tax		
Income Tax	(129)	(628)
No TFN Excess Contributions Tax		
Excess Contributions Tax		
Refund Excess Contributions		
Division 293 Tax		
Insurance Policy Premiums Paid		
Management Fees		
Member Expenses		
Benefits Paid/Transfers Out		2,646
Superannuation Surcharge Tax		
Internal Transfer Out		
Closing balance at 30/06/2022	3,137	6,857

Members Statement

Trustee's Disclaimer

This statement has been prepared by the Trustee for the member whose name appears at the top of this statement. Every effort has been made by the Trustee to ensure the accuracy and completeness of this Statement. The Trustee does not accept any liability for any error, omission or misprint. All amounts shown in relation to benefits do not take into account any amounts which may be withheld to satisfy the requirements imposed by the Income Tax Assessment Act 1936.

Signed by all the trustees of the fund

Stephen Dobbs

Stephen Dobbs (Jan 18, 2023 15:50 GMT+8)

Stephen Dobbs

Trustee

Julie Dobbs

Julie Dobbs (Jan 18, 2023 15:54 GMT+8)

Julie Dobbs

Trustee

NUBAY HOLDINGS PTY LTD SUPERANNUATION FUND

Members Statement

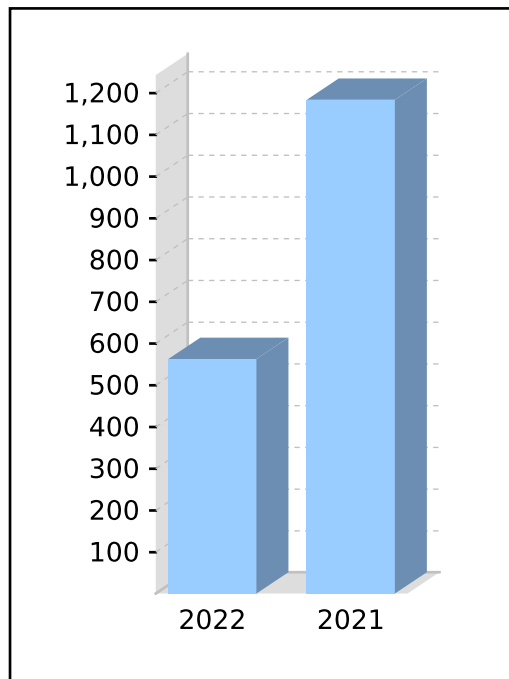
Julie Dobbs
 7 Transom Lane
 Waikiki, Western Australia, 6169, Australia

Your Details

Date of Birth :	Provided	Nominated Beneficiaries:	N/A
Age:	63	Nomination Type:	N/A
Tax File Number:	Provided	Vested Benefits:	562
Date Joined Fund:	21/08/2001	Total Death Benefit:	562
Service Period Start Date:		Current Salary:	0
Date Left Fund:		Previous Salary:	0
Member Code:	DOBJUL00001A	Disability Benefit:	0
Account Start Date:	21/08/2001		
Account Phase:	Accumulation Phase		
Account Description:	Accumulation		

Your Balance

Total Benefits	562
<u>Preservation Components</u>	
Preserved	562
Unrestricted Non Preserved	
Restricted Non Preserved	
<u>Tax Components</u>	
Tax Free	13,165
Taxable	(12,603)
Investment Earnings Rate	-53%



Your Detailed Account Summary

	This Year	Last Year
Opening balance at 01/07/2021	1,185	2,637
<u>Increases to Member account during the period</u>		
Employer Contributions		
Personal Contributions (Concessional)		
Personal Contributions (Non Concessional)		
Government Co-Contributions		
Other Contributions		
Proceeds of Insurance Policies		
Transfers In		
Net Earnings	(646)	(1,581)
Internal Transfer In		
<u>Decreases to Member account during the period</u>		
Pensions Paid		
Contributions Tax		
Income Tax	(23)	(128)
No TFN Excess Contributions Tax		
Excess Contributions Tax		
Refund Excess Contributions		
Division 293 Tax		
Insurance Policy Premiums Paid		
Management Fees		
Member Expenses		
Benefits Paid/Transfers Out		
Superannuation Surcharge Tax		
Internal Transfer Out		
Closing balance at 30/06/2022	562	1,184

Members Statement

Trustee's Disclaimer

This statement has been prepared by the Trustee for the member whose name appears at the top of this statement. Every effort has been made by the Trustee to ensure the accuracy and completeness of this Statement. The Trustee does not accept any liability for any error, omission or misprint. All amounts shown in relation to benefits do not take into account any amounts which may be withheld to satisfy the requirements imposed by the Income Tax Assessment Act 1936.

Signed by all the trustees of the fund

Stephen Dobbs

[Stephen Dobbs \(Jan 18, 2023 15:50 GMT+8\)](#)

Stephen Dobbs

Trustee

Julie Dobbs

[Julie Dobbs \(Jan 18, 2023 15:54 GMT+8\)](#)

Julie Dobbs

Trustee

NUBAY HOLDINGS PTY LTD SUPERANNUATION FUND

Members Statement

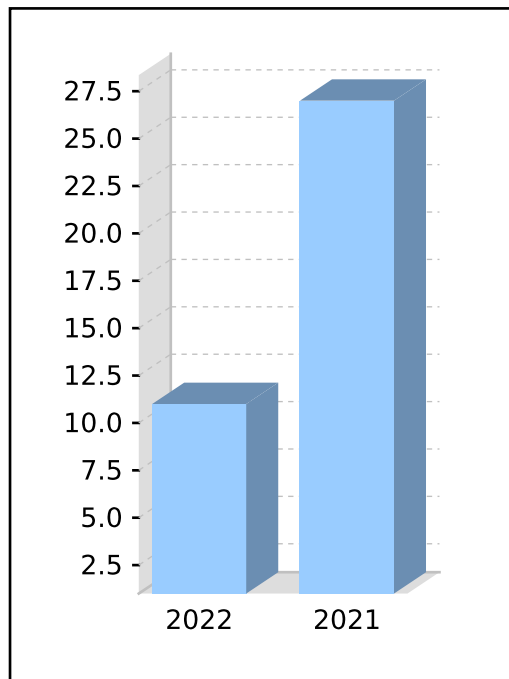
Julie Dobbs
 7 Transom Lane
 Waikiki, Western Australia, 6169, Australia

Your Details

Date of Birth :	Provided	Nominated Beneficiaries:	N/A
Age:	63	Nomination Type:	N/A
Tax File Number:	Provided	Vested Benefits:	11
Date Joined Fund:	21/08/2001	Total Death Benefit:	11
Service Period Start Date:		Current Salary:	0
Date Left Fund:		Previous Salary:	0
Member Code:	DOBJUL00002P	Disability Benefit:	0
Account Start Date:	01/07/2016		
Account Phase:	Accumulation Phase		
Account Description:	Transition to Retirement Pension		

Your Balance

Total Benefits	11
<u>Preservation Components</u>	
Preserved	11
Unrestricted Non Preserved	
Restricted Non Preserved	
<u>Tax Components</u>	
Tax Free (0.00%)	
Taxable	11
Investment Earnings Rate	-54%



Your Detailed Account Summary

	This Year	Last Year
Opening balance at 01/07/2021	27	62
<u>Increases to Member account during the period</u>		
Employer Contributions		
Personal Contributions (Concessional)		
Personal Contributions (Non Concessional)		
Government Co-Contributions		
Other Contributions		
Proceeds of Insurance Policies		
Transfers In		
Net Earnings	(14)	(33)
Internal Transfer In		
<u>Decreases to Member account during the period</u>		
Pensions Paid	2	5
Contributions Tax		
Income Tax		(3)
No TFN Excess Contributions Tax		
Excess Contributions Tax		
Refund Excess Contributions		
Division 293 Tax		
Insurance Policy Premiums Paid		
Management Fees		
Member Expenses		
Benefits Paid/Transfers Out		
Superannuation Surcharge Tax		
Internal Transfer Out		
Closing balance at 30/06/2022	11	27

Members Statement

Trustee's Disclaimer

This statement has been prepared by the Trustee for the member whose name appears at the top of this statement. Every effort has been made by the Trustee to ensure the accuracy and completeness of this Statement. The Trustee does not accept any liability for any error, omission or misprint. All amounts shown in relation to benefits do not take into account any amounts which may be withheld to satisfy the requirements imposed by the Income Tax Assessment Act 1936.

Signed by all the trustees of the fund

Stephen Dobbs

Stephen Dobbs (Jan 18, 2023 15:50 GMT+8)

Stephen Dobbs
Trustee

Julie Dobbs

Julie Dobbs (Jan 18, 2023 15:54 GMT+8)

Julie Dobbs
Trustee

NUBAY HOLDINGS PTY LTD SUPERANNUATION FUND

Investment Summary Report

As at 30 June 2022

Investment	Units	Market Price	Market Value	Average Cost	Accounting Cost	Unrealised Gain/(Loss)	Gain/(Loss)%	Portfolio Weight%	
Cash/Bank Accounts									
	ANZ Cash Investment Acct	148.790000	148.79	148.79	148.79			0.75 %	
	St George Bank	1,835.940000	1,835.94	1,835.94	1,835.94			9.23 %	
			1,984.73		1,984.73			9.98 %	
Shares in Listed Companies (Australian)									
AVE.AX	Avecho Biotechnology Limited	200,000.00	0.013000	2,600.00	0.04	8,140.00	(5,540.00)	(68.06) %	13.08 %
AVW.AX	Avira Resources Ltd	5,000.00	0.003000	15.00	1.00	5,000.00	(4,985.00)	(99.70) %	0.08 %
ERM.AX	Emmerson Resources Limited	143,566.00	0.095000	13,638.77	0.11	16,220.22	(2,581.45)	(15.92) %	68.59 %
WMC.AX	Wiluna Mining Corporation Limited.	7,000.00	0.235000	1,645.00	17.30	121,119.05	(119,474.05)	(98.64) %	8.27 %
				17,898.77		150,479.27	(132,580.50)	(88.11) %	90.02 %
			19,883.50		152,464.00	(132,580.50)	(86.96) %	100.00 %	

NUBAY HOLDINGS PTY LTD SUPERANNUATION FUND

Investment Performance

As at 30 June 2022

Investment	Opening Value	Purchases / Additions	Sales / Reductions	Closing Value	Realised Market Gain	Unrealised Market Gain	Net Income	Income and Market Gain	Return %
Bank Accounts									
ANZ Cash Investment Acct	141.55	0.00	0.00	148.79	0.00	0.00	0.00	0.00	0.00 %
St George Bank	4,235.25	0.00	0.00	1,835.94	0.00	0.00	3.45	3.45	0.08 %
	4,376.80	0.00	0.00	1,984.73	0.00	0.00	3.45	3.45	0.08 %
Shares in Listed Companies (Australian)									
AGE.AX Alligator Energy Limited	0.00	6,734.95	6,734.95	0.00	1,165.10	0.00	0.00	1,165.10	0.00 %
AVE.AX Avecho Biotechnology Limited	3,400.00	0.00	0.00	2,600.00	0.00	(800.00)	0.00	(800.00)	(23.53) %
AVW.AX Avira Resources Ltd	25.00	0.00	0.00	15.00	0.00	(10.00)	0.00	(10.00)	(40.00) %
CPH.AX Creso Pharma Limited	0.00	15,429.95	15,429.95	0.00	(2,437.64)	0.00	0.00	(2,437.64)	0.00 %
ERM.AX Emmerson Resources Limited	0.00	16,220.22	0.00	13,638.77	0.00	(2,581.45)	0.00	(2,581.45)	(15.92) %
WMX.AX Wiluna Mining Corporation Limited	6,475.00	0.00	121,119.05	0.00	0.00	114,644.05	0.00	114,644.05	(100.00) %
WMC.AX Wiluna Mining Corporation Limited.	0.00	121,119.05	0.00	1,645.00	0.00	(119,474.05)	0.00	(119,474.05)	(98.64) %
	9,900.00	159,504.17	143,283.95	17,898.77	(1,272.54)	(8,221.45)	0.00	(9,493.99)	(36.35) %
	14,276.80	159,504.17	143,283.95	19,883.50	(1,272.54)	(8,221.45)	3.45	(9,490.54)	(31.12) %

NUBAY HOLDINGS PTY LTD SUPERANNUATION FUND

Investment Movement Report

As at 30 June 2022

Investment	Opening Balance		Additions		Disposals			Closing Balance		
	Units	Cost	Units	Cost	Units	Cost	Accounting Profit/(Loss)	Units	Cost	Market Value
Bank Accounts										
ANZ Cash Investment Acct		141.55		38,392.36		(38,385.12)			148.79	148.79
St George Bank		4,235.25		25,833.74		(28,233.05)			1,835.94	1,835.94
		4,376.80		64,226.10		(66,618.17)			1,984.73	1,984.73
Shares in Listed Companies (Australian)										
AGE.AX - Alligator Energy Limited			110,000.00	6,734.95	(110,000.00)	(6,734.95)	1,165.10		0.00	
AVE.AX - Avecho Biotechnology Limited	200,000.00	8,140.00						200,000.00	8,140.00	2,600.00
AVW.AX - Avira Resources Ltd	5,000.00	5,000.00						5,000.00	5,000.00	15.00
CPH.AX - Creso Pharma Limited			220,000.00	15,429.95	(220,000.00)	(15,429.95)	(2,437.64)		0.00	
ERM.AX - Emmerson Resources Limited			143,566.00	16,220.22				143,566.00	16,220.22	13,638.77
WMX.AX - Wiluna Mining Corporation Limited	7,000.00	121,119.05			(7,000.00)	(121,119.05)			0.00	
WMC.AX - Wiluna Mining Corporation Limited.			7,000.00	121,119.05				7,000.00	121,119.05	1,645.00
		134,259.05		159,504.17		(143,283.95)	(1,272.54)		150,479.27	17,898.77
		138,635.85		223,730.27		(209,902.12)	(1,272.54)		152,464.00	19,883.50

NUBAY HOLDINGS PTY LTD SUPERANNUATION FUND

Detailed Schedule of Fund Assets

As at 30 June 2022

Transaction Date	Description	Units	Amount \$
Plant and Equipment (at written down value) (76500)			
<u>Office Equipment (NUBA0001 OFFICEEQUIP)</u>			
30/06/2011	SF Transaction	1.00	1,628.55
30/06/2012	Record Depn on Software purchased 2010 Year		(814.50)
30/06/2013	Depreciation in year		(407.25)
30/06/2014	Depreciation due in year		(203.40)
30/06/2015	50 Depreciation on Office Equipment		(101.70)
30/06/2016	Decrease in market value of Software		(50.85)
30/06/2017	Depreciation for the period {2017}		(25.43)
30/06/2019	Write off Office Equipment	(1.00)	(1,628.55)
30/06/2019	Unrealised Gain writeback as at 30/06/2019		1,603.13
		0.00	0.00
Shares in Listed Companies (Australian) (77600)			
<u>Alligator Energy Limited (AGE.AX)</u>			
07/12/2021	Bought shares - ANZ Trading account	110,000.00	6,734.95
13/01/2022	Sold shares - ANZ Trading account	(110,000.00)	(6,734.95)
		0.00	0.00
<u>AMP Limited (AMP.AX)</u>			
19/07/2012	Bank statement	3,000.00	11,677.05
08/01/2013	Disposal of 3,000.0000 units purchased on 19/07/2012 in Amp Limited - Ordinary Fully Paid	(3,000.00)	(11,677.05)
01/11/2013	Bank Statement	2,000.00	9,590.00
30/06/2014	Market valuation adjustment at 30/06/2014		1,010.00
15/04/2015	Disposal of 2,000.0000 units purchased on 01/11/2013 in Amp Limited - Ordinary Fully Paid	(2,000.00)	(9,590.00)
30/06/2015	Market valuation adjustment at 30/06/2015		(1,010.00)
		0.00	0.00
<u>Altona Mining Limited (AOH.AX)</u>			
21/03/2011	Purchase of AOH	30,000.00	8,810.00
30/06/2011	SF Transaction		(410.00)
22/06/2012	Disposal of 30,000.0000 units purchased on 21/03/2011 in Altona Mining Limited	(30,000.00)	(8,810.00)
30/06/2012	Market valuation adjustment at 30/06/2012		410.00
		0.00	0.00
<u>Ausdrill Limited (ASL.AX)</u>			
15/05/2012	SF Transaction	2,900.00	10,349.61
30/06/2012	Market valuation adjustment at 30/06/2012		(431.61)
05/09/2012	Bank Statement	1,000.00	2,920.00
06/09/2012	Bank Statement	1,100.00	3,014.00
29/11/2012	Disposal of 2,900.0000 units purchased on 15/05/2012 in Ausdrill Limited	(2,900.00)	(10,349.61)
29/11/2012	Disposal of 1,000.0000 units purchased on 05/09/2012 in Ausdrill Limited	(1,000.00)	(2,920.00)
29/11/2012	Disposal of 1,100.0000 units purchased on 06/09/2012 in Ausdrill Limited	(1,100.00)	(3,014.00)
30/06/2013	Market valuation adjustment at 30/06/2013		431.61
		0.00	0.00
<u>Avecho Biotechnology Limited (AVE.AX)</u>			
27/05/2019	POH.AX to AVE.AX	200,000.00	8,140.00

NUBAY HOLDINGS PTY LTD SUPERANNUATION FUND

Detailed Schedule of Fund Assets

As at 30 June 2022

Transaction Date	Description	Units	Amount \$
30/06/2019	Revaluation - 28/06/2019 @ \$0.003000 (System Price) - 200,000.000000 Units on hand		(7,540.00)
20/08/2019	Revaluation - 20/08/2019 @ \$0.004000 (System Price) - 200,000.000000 Units on hand		200.00
04/03/2020	Revaluation - 04/03/2020 @ \$0.003000 (System Price) - 200,000.000000 Units on hand		(200.00)
28/04/2020	Revaluation - 28/04/2020 @ \$0.008000 (System Price) - 200,000.000000 Units on hand		1,000.00
30/06/2020	Revaluation - 30/06/2020 @ \$0.007000 (System Price) - 200,000.000000 Units on hand		(200.00)
30/09/2020	Revaluation - 29/09/2020 @ \$0.008000 (System Price) - 200,000.000000 Units on hand		200.00
10/10/2020	Revaluation - 09/10/2020 @ \$0.007000 (System Price) - 200,000.000000 Units on hand		(200.00)
16/11/2020	Revaluation - 16/11/2020 @ \$0.012000 (System Price) - 200,000.000000 Units on hand		1,000.00
30/06/2021	Revaluation - 30/06/2021 @ \$0.017000 (System Price) - 200,000.000000 Units on hand		1,000.00
30/06/2022	Revaluation - 30/06/2022 @ \$0.013000 (System Price) - 200,000.000000 Units on hand		(800.00)
		200,000.00	2,600.00
<u>Avira Resources Ltd (AVW.AX)</u>			
01/07/2020	MGT Resources/AVW Shares purchased in prior year and moved from a sub register	5,000.00	5,000.00
30/09/2020	Revaluation - 30/09/2020 @ \$0.008000 (System Price) - 5,000.000000 Units on hand		(4,960.00)
16/11/2020	Revaluation - 16/11/2020 @ \$0.009000 (System Price) - 5,000.000000 Units on hand		5.00
30/06/2021	Revaluation - 30/06/2021 @ \$0.005000 (System Price) - 5,000.000000 Units on hand		(20.00)
30/06/2022	Revaluation - 30/06/2022 @ \$0.003000 (System Price) - 5,000.000000 Units on hand		(10.00)
		5,000.00	15.00
<u>Babcock and Brown Infrastructure Group (BBI.AX)</u>			
30/10/2007	Cost base of shares	8,000.00	13,102.56
30/10/2007	Cost base of shares		(13,102.56)
25/11/2009	SF Transaction	8,000.00	296.63
25/11/2009	SF Transaction		(296.63)
29/06/2011	Rounding Adjustment		0.14
29/06/2011	SF Transaction		(0.14)
30/06/2011	SF Transaction		593.26
30/06/2011	Market valuation adjustment at 30/06/2011		(0.14)
30/06/2012	SF Transaction	(16,000.00)	0.00
30/06/2012	Market valuation adjustment at 30/06/2012		(593.12)
30/06/2016	SF360 Migration Cost Base Adjustment	0.00	(13,399.19)
30/06/2016	SF360 Migration Cost Base Adjustment		13,399.19
		0.00	0.00
<u>Beadell Resources Limited (BDR.AX)</u>			
04/02/2011	Purchase of BDR	10,000.00	7,710.00
30/06/2011	SF Transaction		790.00
08/08/2011	Disposal of 10,000.0000 units purchased on 04/02/2011 in Beadell Resources Limited	(10,000.00)	(7,710.00)
30/06/2012	Market valuation adjustment at 30/06/2012		(790.00)
		0.00	0.00
<u>BHP Group Limited (BHP.AX)</u>			
01/11/2013	Bank Statement	400.00	15,189.26

NUBAY HOLDINGS PTY LTD SUPERANNUATION FUND

Detailed Schedule of Fund Assets

As at 30 June 2022

Transaction Date	Description	Units	Amount \$
30/06/2014	Market valuation adjustment at 30/06/2014		(1,769.26)
25/05/2015	Demerger: Reduction of Capital of 1078.44 for 400.0000 shares	0.00	(1,078.44)
30/06/2015	Market valuation adjustment at 30/06/2015		(1,521.56)
01/03/2016	Bell Porter Trading Account	600.00	9,708.50
30/06/2016	Market valuation adjustment at 30/06/2016		(1,878.50)
28/09/2016	BHP Disposal 1,000 Units @ 21.495	(1,000.00)	(23,819.32)
28/09/2016	Unrealised Gain writeback as at 28/09/2016		5,169.32
		0.00	0.00
Blackham Resources Limited (BLK.AX)			
20/01/2017	Blackham Resources 80,420 units @ .675	80,420.00	54,343.21
23/01/2017	Blackwood Resource 2230 units @ 0.655	2,230.00	1,480.60
23/01/2017	Blackwood Resource 59,850 units @ 0.65	59,850.00	38,945.29
30/06/2017	Revaluation - 30/06/2017 @ \$0.280000 (System Price) - 142,500.000000 Units on hand		(54,869.10)
30/11/2017	B BLK 57500 SHARES	57,500.00	6,349.95
19/02/2018	Members contributions to purchase BLK Share offer	500,000.00	20,000.00
30/06/2018	Revaluation - 29/06/2018 @ \$0.069000 (System Price) - 700,000.000000 Units on hand		(17,949.95)
30/06/2019	Revaluation - 28/06/2019 @ \$0.011000 (System Price) - 700,000.000000 Units on hand		(40,600.00)
18/07/2019	Revaluation - 18/07/2019 @ \$0.012000 (System Price) - 700,000.000000 Units on hand		700.00
04/02/2020	Revaluation - 04/02/2020 @ \$0.011000 (System Price) - 700,000.000000 Units on hand		(700.00)
04/03/2020	Revaluation - 04/03/2020 @ \$0.009000 (System Price) - 700,000.000000 Units on hand		(1,400.00)
28/04/2020	Revaluation - 28/04/2020 @ \$0.010000 (System Price) - 700,000.000000 Units on hand		700.00
09/06/2020	1 for 100 share consolidation of BLK.AX	(693,000.00)	0.00
14/06/2020	Revaluation - 04/06/2020 @ \$0.016000 (System Price) - 700,000.000000 Units on hand		4,200.00
18/06/2020	BLK.AX to WMX.AX	(7,000.00)	0.00
18/06/2020	BLK.AX to WMX.AX	0.00	(121,119.05)
18/06/2020	Revaluation - 18/06/2020 @ \$0.000000 - 0.000000 Units on hand		109,919.05
		0.00	0.00
Blackham Resources Limited (BLKOA.AX)			
19/02/2018	Members contributions to purchase BLK Share offer	250,000.00	0.00
30/06/2018	Revaluation - 29/06/2018 @ \$0.018000 (System Price) - 250,000.000000 Units on hand		4,500.00
31/01/2019	BLKOA Expired options accounted for	(250,000.00)	0.00
31/01/2019	Unrealised Gain writeback as at 31/01/2019		(4,500.00)
		0.00	0.00
Buru Energy Limited (BRU.AX)			
20/07/2011	SF Transaction	10,000.00	6,910.00
16/08/2011	SF Transaction	10,000.00	6,810.00
07/11/2011	Disposal of 10,000.0000 units purchased on 20/07/2011 in Buru Energy Limited	(10,000.00)	(6,910.00)
07/11/2011	Disposal of 10,000.0000 units purchased on 16/08/2011 in Buru Energy Limited	(10,000.00)	(6,810.00)
01/12/2011	SF Transaction	17,000.00	20,280.66
03/04/2012	SF Transaction	8,000.00	25,962.48
12/04/2012	SF Transaction	5,000.00	14,912.25
30/06/2012	Market valuation adjustment at 30/06/2012		33,044.61

NUBAY HOLDINGS PTY LTD SUPERANNUATION FUND

Detailed Schedule of Fund Assets

As at 30 June 2022

Transaction Date	Description	Units	Amount \$
23/04/2013	Bank Statement	10,000.00	18,766.30
30/06/2013	Market valuation adjustment at 30/06/2013		(64,166.30)
29/04/2014	Bank Statement	8,200.00	10,279.85
30/06/2014	Market valuation adjustment at 30/06/2014		(5,577.85)
30/06/2015	Market valuation adjustment at 30/06/2015		(35,427.00)
30/06/2016	Market valuation adjustment at 30/06/2016		(6,025.00)
17/11/2016	Buru Disposal 48,200 Units @ .195	(48,200.00)	(90,201.54)
17/11/2016	Unrealised Gain writeback as at 17/11/2016		78,151.54
		0.00	0.00
<u>Bt Investment Management Limited - Ordinary Fully Paid (BTT.AX)</u>			
15/04/2015	Bell Porter Trading Account	1,900.00	19,401.09
30/06/2015	Market valuation adjustment at 30/06/2015		(3,346.09)
18/11/2015	Disposal of 1,900.0000 units purchased on 15/04/2015 in Bt Investment Management Limited - Ordinary Fully Paid	(1,900.00)	(19,401.09)
30/06/2016	Market valuation adjustment at 30/06/2016		3,346.09
		0.00	0.00
<u>Brambles Limited (BXB.AX)</u>			
22/08/2016	Bell Porter Statement Bramble BXB 600 units at 12.94	600.00	7,890.50
28/09/2016	Disposal of 600 BXB share at 12.02	(600.00)	(7,890.50)
		0.00	0.00
<u>Challenger Limited (CGF.AX)</u>			
02/07/2013	Bank Statement	1,000.00	4,110.74
24/10/2013	Disposal of 1,000.0000 units purchased on 02/07/2013 in Challenger Limited - Ordinary Fully Paid	(1,000.00)	(4,110.74)
19/08/2016	Bell Porter Statement Challenger - CGF 1000 @9.36	1,000.00	9,486.50
28/09/2016	Disposal Of CGF 100 units @ 10.101	(1,000.00)	(9,486.50)
		0.00	0.00
<u>Carbon Energy Limited (CNX.AX)</u>			
15/10/2009	SF Transaction	10,000.00	7,410.00
15/10/2009	SF Transaction		(7,410.00)
03/03/2010	SF Transaction	15,000.00	6,860.00
03/03/2010	SF Transaction		(6,860.00)
07/05/2010	SF Transaction	10,000.00	4,110.00
07/05/2010	SF Transaction		(4,110.00)
11/02/2011	Purchase of CNS	20,000.00	6,410.00
30/06/2011	SF Transaction		5,690.00
26/10/2011	SF Transaction	30,000.00	4,910.00
03/04/2012	SF Transaction	100,000.00	10,010.00
30/06/2012	Market valuation adjustment at 30/06/2012		(14,625.00)
13/12/2012	Bank Statement	99,894.00	4,805.02
14/12/2012	Bank Statement	106.00	4.98
11/04/2013	Bank Statement	186,560.00	5,520.24
12/04/2013	Bank Statement	28,440.00	824.76
30/06/2013	Market valuation adjustment at 30/06/2013		(10,050.00)
21/08/2013	New Share Option - Exercised	250,000.00	5,000.00
23/04/2014	Disposal of 10,000.0000 units purchased on 15/10/2009 in Carbon Energy Limited	(10,000.00)	(7,410.00)
23/04/2014	Disposal of 15,000.0000 units purchased on 03/03/2010 in Carbon	(15,000.00)	(6,860.00)

NUBAY HOLDINGS PTY LTD SUPERANNUATION FUND

Detailed Schedule of Fund Assets

As at 30 June 2022

Transaction Date	Description	Units	Amount \$
	Energy Limited		
23/04/2014	Disposal of 10,000.0000 units purchased on 07/05/2010 in Carbon Energy Limited	(10,000.00)	(4,110.00)
23/04/2014	Disposal of 20,000.0000 units purchased on 11/02/2011 in Carbon Energy Limited	(20,000.00)	(6,410.00)
23/04/2014	Disposal of 30,000.0000 units purchased on 26/10/2011 in Carbon Energy Limited	(30,000.00)	(4,910.00)
23/04/2014	Disposal of 100,000.0000 units purchased on 03/04/2012 in Carbon Energy Limited	(100,000.00)	(10,010.00)
23/04/2014	Disposal of 99,894.0000 units purchased on 13/12/2012 in Carbon Energy Limited	(99,894.00)	(4,805.02)
23/04/2014	Disposal of 106.0000 units purchased on 14/12/2012 in Carbon Energy Limited	(106.00)	(4.98)
23/04/2014	Disposal of 186,560.0000 units purchased on 11/04/2013 in Carbon Energy Limited	(186,560.00)	(5,520.24)
23/04/2014	Disposal of 28,440.0000 units purchased on 12/04/2013 in Carbon Energy Limited	(28,440.00)	(824.76)
23/04/2014	Disposal of 250,000.0000 units purchased on 21/08/2013 in Carbon Energy Limited	(250,000.00)	(5,000.00)
30/06/2014	Market valuation adjustment at 30/06/2014		37,365.00
		0.00	0.00
<u>Creso Pharma Limited (CPH.AX)</u>			
07/12/2021	Bought shares - ANZ Trading account	220,000.00	15,429.95
02/03/2022	Sold Shares - ANZ Trading account reconciled	(220,000.00)	(15,429.95)
		0.00	0.00
<u>CYB - CDI 1:1 Foreign Exempt Lse (CYB.AX)</u>			
09/02/2016	Demerger: 57 units 4.0143	0.00	228.82
09/02/2016	Demerger: 57 units 4.0143	57.00	0.00
30/06/2016	Market valuation adjustment at 30/06/2016		8.87
28/09/2016	CYB Disposal 57 units 4.33	(57.00)	(228.82)
28/09/2016	Unrealised Gain writeback as at 28/09/2016		(17.74)
30/06/2017	Revaluation - 30/06/2017 @ \$0.000000 - 0.000000 Units on hand		8.87
		0.00	0.00
<u>Doray Minerals Limited - Ordinary Fully Paid (DRM.AX)</u>			
28/08/2012	Bank Statement	10,000.00	7,610.00
10/09/2012	Bank Statement	10,000.00	7,110.00
30/06/2013	Market valuation adjustment at 30/06/2013		(6,720.00)
29/08/2013	Disposal of 10,000.0000 units purchased on 28/08/2012 in Doray Minerals Limited - Ordinary Fully Paid	(10,000.00)	(7,610.00)
29/08/2013	Disposal of 10,000.0000 units purchased on 10/09/2012 in Doray Minerals Limited - Ordinary Fully Paid	(10,000.00)	(7,110.00)
30/06/2014	Market valuation adjustment at 30/06/2014		6,720.00
		0.00	0.00
<u>Emeco Holdings Limited (EHL.AX)</u>			
29/06/2007	Cost base of shares	5,600.00	9,350.00
29/06/2007	SF Transaction		(9,350.00)
09/10/2009	Cost base of shares	6,000.00	5,060.00
09/10/2009	Cost base of shares		(5,060.00)
30/06/2011	SF Transaction		13,108.00
30/06/2012	Market valuation adjustment at 30/06/2012		(2,958.00)
27/08/2012	Bank Statement	12,000.00	10,979.46
20/09/2012	Bank Statement	23,000.00	16,044.57
19/11/2012	Bank Statement	20,000.00	9,610.00

NUBAY HOLDINGS PTY LTD SUPERANNUATION FUND

Detailed Schedule of Fund Assets

As at 30 June 2022

Transaction Date	Description	Units	Amount \$
29/11/2012	Disposal of 5,600.0000 units purchased on 29/06/2007 in Emeco	(5,600.00)	(9,350.00)
29/11/2012	Disposal of 6,000.0000 units purchased on 09/10/2009 in Emeco	(6,000.00)	(5,060.00)
29/11/2012	Disposal of 12,000.0000 units purchased on 27/08/2012 in Emeco	(12,000.00)	(10,979.46)
29/11/2012	Disposal of 23,000.0000 units purchased on 20/09/2012 in Emeco	(23,000.00)	(16,044.57)
29/11/2012	Disposal of 20,000.0000 units purchased on 19/11/2012 in Emeco	(20,000.00)	(9,610.00)
30/06/2013	Market valuation adjustment at 30/06/2013		4,260.00
		0.00	0.00
<u>Emmerson Resources Limited (ERM.AX)</u>			
17/11/2016	Emmerson Resources Purchase 260,000 units @ .155	260,000.00	40,344.33
17/11/2016	Emmerson Resources Purchase 430,000 units @ .150	430,000.00	64,570.95
22/12/2016	Emmerson Resources 85,000 @ 0.105	85,000.00	8,949.95
20/01/2017	Disposal Of ERM 775,000 units @ 0.122	(775,000.00)	(113,865.23)
07/12/2021	Bought shares - ANZ Trading account	43,566.00	3,200.27
07/12/2021	Bought shares - ANZ Trading account	100,000.00	13,019.95
30/06/2022	Revaluation - 30/06/2022 @ \$0.095000 (System Price) - 143,566.000000 Units on hand		(2,581.45)
		143,566.00	13,638.77
<u>Fortescue Metals Group Ltd (FMG.AX)</u>			
25/01/2013	Bank Statement	2,998.00	5,280.67
29/01/2013	Bank Statement	1.00	5,000.00
30/01/2013	Bank Statement	1.00	3,731.79
14/02/2013	Disposal of 2,998.0000 units purchased on 25/01/2013 in Fortescue Metals Group Ltd - Ordinary Fully Paid	(2,998.00)	(5,280.67)
14/02/2013	Disposal of 1.0000 units purchased on 29/01/2013 in Fortescue Metals Group Ltd - Ordinary Fully Paid	(1.00)	(5,000.00)
14/02/2013	Disposal of 1.0000 units purchased on 30/01/2013 in Fortescue Metals Group Ltd - Ordinary Fully Paid	(1.00)	(3,731.79)
		0.00	0.00
<u>Flinders Mines Limited (FMS.AX)</u>			
24/02/2011	Purchase of FMS	30,000.00	6,260.00
30/06/2011	SF Transaction		(2,660.00)
01/12/2011	Disposal of 30,000.0000 units purchased on 24/02/2011 in Flinders Mines Limited	(30,000.00)	(6,260.00)
30/06/2012	Market valuation adjustment at 30/06/2012		2,660.00
		0.00	0.00
<u>Icon Energy Limited (ICN.AX)</u>			
26/04/2012	Purchase of 17192 units	17,192.00	4,580.00
27/04/2012	Purchase of 2808 units	2,808.00	730.00
30/06/2012	Market valuation adjustment at 30/06/2012		(1,710.00)
30/06/2013	Market valuation adjustment at 30/06/2013		(700.00)
29/11/2013	Bank Statement	20,000.00	3,110.00
30/06/2014	Market valuation adjustment at 30/06/2014		(410.00)
30/06/2015	Market valuation adjustment at 30/06/2015		(3,400.00)
30/06/2016	Market valuation adjustment at 30/06/2016		(1,000.00)
17/11/2016	Icon Energy Disposal 40,000 Units @ .03	(40,000.00)	(8,420.00)
17/11/2016	Unrealised Gain writeback as at 17/11/2016		7,220.00
		0.00	0.00
<u>IGO Limited (IGO.AX)</u>			
01/03/2011	Purchase of IGO	3,000.00	20,340.92

NUBAY HOLDINGS PTY LTD SUPERANNUATION FUND

Detailed Schedule of Fund Assets

As at 30 June 2022

Transaction Date	Description	Units	Amount \$
30/06/2011	SF Transaction		(3,450.92)
09/03/2012	SF Transaction	3,000.00	12,313.98
22/06/2012	Disposal of 3,000.0000 units purchased on 01/03/2011 in Independence Gold NI	(3,000.00)	(20,340.92)
22/06/2012	Disposal of 3,000.0000 units purchased on 09/03/2012 in Independence Gold NI	(3,000.00)	(12,313.98)
30/06/2012	Market valuation adjustment at 30/06/2012		3,450.92
		0.00	0.00
<u>Iluka Resources Limited - Ordinary Fully Paid (ILU.AX)</u>			
03/03/2014	Bank Statement	1,500.00	14,543.24
30/06/2014	Market valuation adjustment at 30/06/2014		(2,348.24)
30/06/2015	Market valuation adjustment at 30/06/2015		(675.00)
30/06/2016	Market valuation adjustment at 30/06/2016		(1,785.00)
28/09/2016	ILU Disposal 1,500 Units @6.445	(1,500.00)	(14,543.24)
28/09/2016	Unrealised Gain writeback as at 28/09/2016		9,616.48
30/06/2017	Revaluation - 30/06/2017 @ \$0.000000 - 0.000000 Units on hand		(4,808.24)
		0.00	0.00
<u>Imagine Un Ltd (IUL.AX)</u>			
10/04/2007	Cost base of shares	100,000.00	8,000.00
10/04/2007	SF Transaction		(8,000.00)
30/06/2011	SF Transaction		1,000.00
30/06/2012	SF Transaction	100,000.00	0.00
30/06/2012	Market valuation adjustment at 30/06/2012		(1,000.00)
30/06/2013	Market valuation adjustment at 30/06/2013		10,000.00
30/06/2014	Market valuation adjustment at 30/06/2014		(10,000.00)
01/07/2016	Company in Liquidation and no shares shown as being held on ANZ STATEMENT	(200,000.00)	(8,000.00)
01/07/2016	Unrealised Gain writeback as at 01/07/2016		8,000.00
		0.00	0.00
<u>Jb Hi-Fi Limited - Ordinary Fully Paid (JBH.AX)</u>			
19/11/2015	Bell Porter Trading Account	1,200.00	22,165.12
06/01/2016	Disposal of 1,200.0000 units purchased on 19/11/2015 in Jb Hi-Fi Limited - Ordinary Fully Paid	(1,200.00)	(22,165.12)
		0.00	0.00
<u>Kingsgate Consolidated NI (KCN.AX)</u>			
15/04/2011	Purchase of KCN	1,500.00	11,631.55
30/06/2011	SF Transaction		368.45
30/06/2012	Market valuation adjustment at 30/06/2012		(4,725.00)
27/08/2012	Bank Statement	1,500.00	6,890.00
12/12/2012	Bank Statement	1,000.00	4,830.00
19/04/2013	Bank Statement	2,000.00	6,210.00
30/06/2013	Market valuation adjustment at 30/06/2013		(18,005.00)
08/08/2013	Disposal of 1,500.0000 units purchased on 15/04/2011 in Kingsgate Consolidated NI	(1,500.00)	(11,631.55)
08/08/2013	Disposal of 1,500.0000 units purchased on 27/08/2012 in Kingsgate Consolidated NI	(1,500.00)	(6,890.00)
08/08/2013	Disposal of 1,000.0000 units purchased on 12/12/2012 in Kingsgate Consolidated NI	(1,000.00)	(4,830.00)
08/08/2013	Disposal of 2,000.0000 units purchased on 19/04/2013 in Kingsgate Consolidated NI	(2,000.00)	(6,210.00)
30/06/2014	Market valuation adjustment at 30/06/2014		22,361.55

NUBAY HOLDINGS PTY LTD SUPERANNUATION FUND

Detailed Schedule of Fund Assets

As at 30 June 2022

Transaction Date	Description	Units	Amount \$
		0.00	0.00
<u>Macquarie Group Limited - Ordinary Fully Paid (MQG.AX)</u>			
15/05/2015	Bell Porter Trading Account	150.00	12,427.72
30/06/2015	Market valuation adjustment at 30/06/2015		(217.72)
05/02/2016	Bell Porter Trading Account	150.00	9,759.50
30/06/2016	Market valuation adjustment at 30/06/2016		(1,299.50)
28/09/2016	MQG Disposal 300 Units @ 81.851	(300.00)	(22,187.22)
28/09/2016	Unrealised Gain writeback as at 28/09/2016		1,517.22
		0.00	0.00
<u>Myer Holdings Limited - Ordinary Fully Paid (MYR.AX)</u>			
20/07/2011	SF Transaction	3,800.00	9,382.00
15/05/2012	Disposal of 3,800.0000 units purchased on 20/07/2011 in Myer Holdings Limited - Ordinary Fully Paid	(3,800.00)	(9,382.00)
		0.00	0.00
<u>Mzi Resources Ltd - Ordinary Fully Paid (MZI.AX)</u>			
10/09/2012	Bank Statement and Share Consolidation included and Share Split included	2,500.00	2,910.00
30/06/2013	Market valuation adjustment at 30/06/2013		(1,510.00)
30/06/2014	Market valuation adjustment at 30/06/2014		(400.00)
30/06/2015	Market valuation adjustment at 30/06/2015		12.50
30/06/2016	Market valuation adjustment at 30/06/2016		(400.00)
17/11/2016	MZI Disposal 2,500 Units	(2,500.00)	(2,910.00)
17/11/2016	Unrealised Gain writeback as at 17/11/2016		2,297.50
		0.00	0.00
<u>National Australia Bank Limited (NAB.AX)</u>			
05/12/2012	Bank Statement	1,000.00	24,435.87
21/01/2013	Disposal of 1,000.0000 units purchased on 05/12/2012 in National Australia Bank Limited - Ordinary Fully Paid	(1,000.00)	(24,435.87)
02/11/2015	Bell Porter Trading Account	230.00	6,933.80
09/02/2016	Demerger: Reduction of Capital of 228.82 for 230.0000 shares	0.00	(228.82)
30/06/2016	Market valuation adjustment at 30/06/2016		(856.08)
28/09/2016	NAB Disposal 230unit @ 27.94	(230.00)	(6,704.98)
28/09/2016	Unrealised Gain writeback as at 28/09/2016		1,712.16
30/06/2017	Revaluation - 30/06/2017 @ \$0.000000 - 0.000000 Units on hand		(856.08)
		0.00	0.00
<u>Neon Energy Limited - Ordinary Fully Paid (NEN.AX)</u>			
19/12/2012	Bank Statement	40,000.00	11,525.40
30/06/2013	Market valuation adjustment at 30/06/2013		(1,925.40)
29/07/2013	Disposal of 40,000.0000 units purchased on 19/12/2012 in Neon Energy Limited - Ordinary Fully Paid	(40,000.00)	(11,525.40)
30/06/2014	Market valuation adjustment at 30/06/2014		1,925.40
		0.00	0.00
<u>New Standard Energy Limited (NSE.AX)</u>			
23/11/2011	SF Transaction	50,000.00	15,417.75
09/03/2012	Disposal of 50,000.0000 units purchased on 23/11/2011 in New Standard Energy Limited	(50,000.00)	(15,417.75)
05/02/2013	Bank Statement	30,000.00	6,410.00
12/06/2013	Bank Statement	30,000.00	4,010.00
30/06/2013	Market valuation adjustment at 30/06/2013		(3,220.00)

NUBAY HOLDINGS PTY LTD SUPERANNUATION FUND

Detailed Schedule of Fund Assets

As at 30 June 2022

Transaction Date	Description	Units	Amount \$
13/11/2013	Bank Statement	40,000.00	5,310.00
24/01/2014	Disposal of 30,000.0000 units purchased on 05/02/2013 in New Standard Energy Limited	(30,000.00)	(6,410.00)
24/01/2014	Disposal of 20,000.0000 units purchased on 12/06/2013 in New Standard Energy Limited	(20,000.00)	(2,673.33)
17/02/2014	Disposal of 10,000.0000 units purchased on 12/06/2013 in New Standard Energy Limited	(10,000.00)	(1,336.67)
17/02/2014	Disposal of 40,000.0000 units purchased on 13/11/2013 in New Standard Energy Limited	(40,000.00)	(5,310.00)
30/06/2014	Market valuation adjustment at 30/06/2014		3,220.00
		0.00	0.00
<u>Northern Star Resources Ltd (NST.AX)</u>			
06/05/2011	Purchase of NST	15,000.00	5,585.00
30/06/2011	SF Transaction		1,315.00
09/08/2011	SF Transaction	20,000.00	8,540.00
11/08/2011	SF Transaction	20,000.00	1,370.00
16/08/2011	Disposal of 15,000.0000 units purchased on 06/05/2011 in Northern Star Resources Ltd	(15,000.00)	(5,585.00)
16/08/2011	Disposal of 20,000.0000 units purchased on 09/08/2011 in Northern Star Resources Ltd	(20,000.00)	(8,540.00)
16/08/2011	Disposal of 20,000.0000 units purchased on 11/08/2011 in Northern Star Resources Ltd	(20,000.00)	(1,370.00)
22/06/2012	SF Transaction	8,000.00	7,310.00
30/06/2012	Market valuation adjustment at 30/06/2012		(2,465.00)
09/07/2012	Bank Statement	12,000.00	10,130.22
19/07/2012	Bank Statement	10,000.00	8,310.00
31/07/2012	Bank statement	20,000.00	17,288.11
22/08/2012	Disposal of 8,000.0000 units purchased on 22/06/2012 in Northern Star Resources Ltd	(8,000.00)	(7,310.00)
22/08/2012	Disposal of 17,000.0000 units purchased on 31/07/2012 in Northern Star Resources Ltd	(17,000.00)	(14,694.89)
17/09/2012	Disposal of 12,000.0000 units purchased on 09/07/2012 in Northern Star Resources Ltd	(12,000.00)	(10,130.22)
17/09/2012	Disposal of 10,000.0000 units purchased on 19/07/2012 in Northern Star Resources Ltd	(10,000.00)	(8,310.00)
17/09/2012	Disposal of 3,000.0000 units purchased on 31/07/2012 in Northern Star Resources Ltd	(3,000.00)	(2,593.22)
30/06/2013	Market valuation adjustment at 30/06/2013		1,150.00
30/09/2016	Northern Star Purchase 17,000 Units @ 4.63	17,000.00	78,796.58
17/11/2016	Northern Star Disposal 17,000 units @ 3.79	(17,000.00)	(78,796.58)
		0.00	0.00
<u>Phosphagenics Limited - Ordinary Fully Paid (POH.AX)</u>			
13/09/2012	Bank Statement	40,000.00	5,310.00
30/06/2013	Market valuation adjustment at 30/06/2013		(110.00)
30/06/2014	Market valuation adjustment at 30/06/2014		(1,600.00)
30/06/2015	Market valuation adjustment at 30/06/2015		(2,480.00)
20/11/2015	Bell Porter Trading Account	160,000.00	2,830.00
30/06/2016	Market valuation adjustment at 30/06/2016		(1,550.00)
30/06/2017	Revaluation - 30/06/2017 @ \$0.019000 (System Price) - 200,000.000000 Units on hand		1,400.00
30/06/2018	Revaluation - 29/06/2018 @ \$0.016000 (System Price) - 200,000.000000 Units on hand		(600.00)
27/05/2019	POH.AX to AVE.AX	(200,000.00)	0.00
27/05/2019	POH.AX to AVE.AX	0.00	(8,140.00)
30/06/2019	Revaluation - 30/06/2019 @ \$0.000000 - 0.000000 Units on hand		4,940.00

NUBAY HOLDINGS PTY LTD SUPERANNUATION FUND

Detailed Schedule of Fund Assets

As at 30 June 2022

Transaction Date	Description	Units	Amount \$
		0.00	0.00
<u>Regis Resources Limited (RRL.AX)</u>			
15/05/2012	Purchase of 2564 units	2,564.00	10,190.00
18/05/2012	Purchase of 36 units	36.00	140.40
30/06/2012	Market valuation adjustment at 30/06/2012		(164.40)
09/07/2012	Bank Statement	2,400.00	10,336.46
05/09/2012	Disposal of 2,564.0000 units purchased on 15/05/2012 in Regis Resources Limited	(2,564.00)	(10,190.00)
05/09/2012	Disposal of 36.0000 units purchased on 18/05/2012 in Regis Resources Limited	(36.00)	(140.40)
05/09/2012	Disposal of 2,400.0000 units purchased on 09/07/2012 in Regis Resources Limited	(2,400.00)	(10,336.46)
30/06/2013	Market valuation adjustment at 30/06/2013		164.40
		0.00	0.00
<u>South32 Limited (S32.AX)</u>			
25/05/2015	Demerger: 400 units 2.6961	0.00	1,078.44
25/05/2015	Demerger: 400 units 2.6961	400.00	0.00
30/06/2015	Market valuation adjustment at 30/06/2015		(362.44)
30/06/2016	Market valuation adjustment at 30/06/2016		(100.00)
28/09/2016	South 32 Disposal 400Units @ 2.41	(400.00)	(1,078.44)
28/09/2016	Unrealised Gain writeback as at 28/09/2016		924.88
30/06/2017	Revaluation - 30/06/2017 @ \$0.000000 - 0.000000 Units on hand		(462.44)
		0.00	0.00
<u>Starpharma Holdings Limited - Ordinary Fully Paid (SPL.AX)</u>			
11/09/2012	Bank Statement	5,000.00	7,610.00
05/12/2012	Bank Statement	5,000.00	5,810.00
30/06/2013	Market valuation adjustment at 30/06/2013		(5,270.00)
30/01/2014	Bank Statement	10,000.00	6,960.00
30/06/2014	Market valuation adjustment at 30/06/2014		(3,510.00)
20/02/2015	Bell Porter Trading Account	20,000.00	10,817.70
30/06/2015	Market valuation adjustment at 30/06/2015		6,782.30
30/06/2016	Market valuation adjustment at 30/06/2016		(3,400.00)
17/11/2016	SPL Disposal 40,000 Units @ .684	(40,000.00)	(31,197.70)
17/11/2016	Unrealised Gain writeback as at 17/11/2016		5,397.70
		0.00	0.00
<u>Tatts Group Limited (TATTS.AX)</u>			
30/08/2011	SF Transaction	5,500.00	12,455.52
07/11/2011	Disposal of 5,500.0000 units purchased on 30/08/2011 in Tatts Group Limited	(5,500.00)	(12,455.52)
		0.00	0.00
<u>Transurban Group (TCL.AX)</u>			
30/05/2007	Cost Base of shares	1,000.00	8,360.00
30/05/2007	SF Transaction		(8,360.00)
17/08/2010	Purchase of TCL	1,000.00	4,970.00
30/06/2011	SF Transaction		810.00
15/05/2012	Disposal of 1,000.0000 units purchased on 30/05/2007 in Transurban Group	(1,000.00)	(8,360.00)
15/05/2012	Disposal of 1,000.0000 units purchased on 17/08/2010 in Transurban Group	(1,000.00)	(4,970.00)
30/06/2012	Market valuation adjustment at 30/06/2012		7,550.00

NUBAY HOLDINGS PTY LTD SUPERANNUATION FUND

Detailed Schedule of Fund Assets

As at 30 June 2022

Transaction Date	Description	Units	Amount \$
		0.00	0.00
<u>Tissue Therapies Limited - Ordinary Fully Paid (TIS.AX)</u>			
13/09/2012	Bank Statement	10,000.00	4,610.00
22/03/2013	Bank Statement	20,000.00	3,110.00
30/06/2013	Market valuation adjustment at 30/06/2013		(4,300.00)
23/02/2014	Disposal of 10,000.0000 units purchased on 13/09/2012 in Tissue Therapies Limited - Ordinary Fully Paid	(10,000.00)	(4,610.00)
23/02/2014	Disposal of 20,000.0000 units purchased on 22/03/2013 in Tissue Therapies Limited - Ordinary Fully Paid	(20,000.00)	(3,110.00)
30/06/2014	Market valuation adjustment at 30/06/2014		4,300.00
		0.00	0.00
<u>Telstra Corporation Limited. (TLS.AX)</u>			
25/05/2009	SF Transaction	5,000.00	15,619.95
25/05/2009	SF Transaction		(15,619.95)
21/08/2009	SF Transaction	5,000.00	17,945.25
21/08/2009	SF Transaction		(17,945.25)
30/06/2011	Purchase of TLS	10,000.00	26,791.50
30/06/2011	SF Transaction		77,808.50
09/03/2012	Disposal of 5,000.0000 units purchased on 25/05/2009 in Telstra Corporation Limited	(5,000.00)	(15,619.95)
09/03/2012	Disposal of 5,000.0000 units purchased on 21/08/2009 in Telstra Corporation Limited	(5,000.00)	(17,945.25)
30/06/2012	Market valuation adjustment at 30/06/2012		(34,134.80)
05/07/2012	Disposal of 10,000.0000 units purchased on 30/06/2011 in Telstra Corporation Limited	(10,000.00)	(26,791.50)
30/06/2013	Market valuation adjustment at 30/06/2013		(10,108.50)
		0.00	0.00
<u>Ugl Limited - Ordinary Fully Paid (UGL.AX)</u>			
14/03/2013	bank Statement	2,000.00	20,381.76
30/06/2013	Market valuation adjustment at 30/06/2013		(6,541.76)
25/09/2013	Bank Statement	1,000.00	8,470.00
26/02/2014	Bank Statement	1,500.00	9,365.00
30/06/2014	Market valuation adjustment at 30/06/2014		(895.00)
27/11/2014	Return of Capital of 4,410.00 for 1,500.0000 shares	0.00	(4,410.00)
27/11/2014	Return of Capital of 5,880.00 for 2,000.0000 shares	0.00	(5,880.00)
27/11/2014	Return of Capital of 2,940.00 for 1,000.0000 shares	0.00	(2,940.00)
15/04/2015	Disposal of 2,000.0000 units purchased on 14/03/2013 in Ugl Limited - Ordinary Fully Paid	(2,000.00)	(14,501.76)
15/04/2015	Disposal of 1,000.0000 units purchased on 25/09/2013 in Ugl Limited - Ordinary Fully Paid	(1,000.00)	(5,530.00)
15/04/2015	Disposal of 1,500.0000 units purchased on 26/02/2014 in Ugl Limited - Ordinary Fully Paid	(1,500.00)	(4,955.00)
15/04/2015	Disposal of 1,000.0000 units purchased on 25/09/2013 in Ugl Limited - Ordinary Fully Paid	0.00	0.00
15/04/2015	Disposal of 2,000.0000 units purchased on 14/03/2013 in Ugl Limited - Ordinary Fully Paid	0.00	0.00
15/04/2015	Disposal of 1,500.0000 units purchased on 26/02/2014 in Ugl Limited - Ordinary Fully Paid	0.00	0.00
30/06/2015	Market valuation adjustment at 30/06/2015		7,436.76
		0.00	0.00
<u>Whitehaven Coal Limited - Ordinary Fully Paid (WHC.AX)</u>			
25/01/2013	Bank Statement	10,000.00	36,092.70
18/04/2013	Disposal of 10,000.0000 units purchased on 25/01/2013 in Whitehaven Coal Limited - Ordinary Fully Paid	(10,000.00)	(36,092.70)

NUBAY HOLDINGS PTY LTD SUPERANNUATION FUND

Detailed Schedule of Fund Assets

As at 30 June 2022

Transaction Date	Description	Units	Amount \$
		0.00	0.00
<u>Wiluna Mining Corporation Limited. (WMC.AX)</u>			
19/07/2021	WMX.AX to WMC.AX	7,000.00	121,119.05
30/06/2022	Revaluation - 30/06/2022 @ \$0.235000 (System Price) - 7,000.000000 Units on hand		(119,474.05)
		7,000.00	1,645.00
<u>Wiluna Mining Corporation Limited (WMX.AX)</u>			
18/06/2020	BLK.AX to WMX.AX	7,000.00	121,119.05
18/06/2020	Revaluation - 18/06/2020 @ \$1.250000 (System Price) - 7,000.000000 Units on hand		(112,369.05)
30/06/2020	Revaluation - 30/06/2020 @ \$1.340000 (System Price) - 7,000.000000 Units on hand		630.00
30/09/2020	Revaluation - 30/09/2020 @ \$1.725000 (System Price) - 7,000.000000 Units on hand		2,695.00
10/10/2020	Revaluation - 09/10/2020 @ \$1.760000 (System Price) - 7,000.000000 Units on hand		245.00
16/11/2020	Revaluation - 16/11/2020 @ \$1.755000 (System Price) - 7,000.000000 Units on hand		(35.00)
30/06/2021	Revaluation - 30/06/2021 @ \$0.925000 (System Price) - 7,000.000000 Units on hand		(5,810.00)
19/07/2021	WMX.AX to WMC.AX	(7,000.00)	0.00
19/07/2021	WMX.AX to WMC.AX	0.00	(121,119.05)
30/06/2022	Revaluation - 30/06/2022 @ \$0.000000 - 0.000000 Units on hand		114,644.05
		0.00	0.00
<u>Woolworths Group Limited (WOW.AX)</u>			
31/07/2007	Cost base of shares	350.00	10,293.50
31/07/2007	Cost base of shares		(10,293.50)
30/06/2011	SF Transaction		9,712.50
20/07/2011	Disposal of 350.0000 units purchased on 31/07/2007 in Woolworths Limited	(350.00)	(10,293.50)
30/06/2012	Market valuation adjustment at 30/06/2012		581.00
		0.00	0.00