

Fund: Ross Galloway Superannuation Fund

Prepared by: BO

Reviewed by: CC

Year: 30 June 2018

Date: 23.10.2018

Date: 26/10/18

INDEX TO WORKPAPERS

LEADSHEET	Reference	Completed
GENERAL DETAILS		
Client Information / Current Compliance	A1	<input checked="" type="checkbox"/>
Controls & Fraud Questionnaire	A2	<input checked="" type="checkbox"/>
Planning Memo	A3	<input checked="" type="checkbox"/>
Financial Statements (Audited)	A4	<input checked="" type="checkbox"/>
Trial Balance	A5	<input checked="" type="checkbox"/>
Tax Return / Tax Reconciliation	A6	<input checked="" type="checkbox"/>
Tax Checklist	A7	<input checked="" type="checkbox"/>
Financial Audit Program / Compliance Audit Program	A8	<input checked="" type="checkbox"/>
Trustee Rep Letter	A9	<input checked="" type="checkbox"/>
Management Letter	A10	<input type="checkbox"/>
Client Queries	A11	<input checked="" type="checkbox"/>
Client Journals	A12	<input type="checkbox"/>
Investment Strategy	A13	<input checked="" type="checkbox"/>
Trust Deed	A14	<input checked="" type="checkbox"/>
Super Fund Compliance Status	A15	<input checked="" type="checkbox"/>
Minutes	A16	<input checked="" type="checkbox"/>
Auditor Engagement Letter	A17	<input checked="" type="checkbox"/>
MCA Engagement Letter	A18	<input checked="" type="checkbox"/>
Review Notes	A19	<input checked="" type="checkbox"/>
Actuarial Certificate	A20	<input type="checkbox"/>
ASSETS		
Bank & Cash Balances	B	<input checked="" type="checkbox"/>
Receivables	C	<input checked="" type="checkbox"/>
Investments	D	<input checked="" type="checkbox"/>
Property & Other Assets	E	<input checked="" type="checkbox"/>
LIABILITIES		
Accounts Payable	F	<input type="checkbox"/>
Borrowings	G	<input type="checkbox"/>
Tax Provision	H	<input checked="" type="checkbox"/>
Other Current Liabilities	I	<input type="checkbox"/>
MEMBERS FUNDS		
Member Records	J	<input checked="" type="checkbox"/>
Contributions / ETP's In	K	<input checked="" type="checkbox"/>
Benefits Paid / ETP's Out	L	<input type="checkbox"/>
INCOME & EXPENSES		
Income	M	<input checked="" type="checkbox"/>
Expenses	N	<input checked="" type="checkbox"/>
OTHER MATTERS		
	O	<input checked="" type="checkbox"/>

The financial statements, income tax returns, income tax reconciliations and all associated working papers are in accordance with QMS requirements.

Fund: Ross Galloway Superannuation Fund

Prepared by: BO

Reviewed by: CC

Year: 30 June 2018

Date: 23.10.2018

Date: 26/10/18

Tick

A1	<input type="checkbox"/>	Copy of Contravention Report (if any)
A4	<input checked="" type="checkbox"/>	Signed Financial Statements for Period (i.e Operating Statement, Statement of Financial Position and Notes to the Accounts), (Signed Prior Year Statements and Audit Report required when audit is conducted by Auditor for 1st time)
A6	<input checked="" type="checkbox"/>	Copy of Taxation Returns for Period (or Details of Tax Calculations used in Financial Statements)
A9	<input checked="" type="checkbox"/>	Copy of Trustee Representation Letter
A13	<input checked="" type="checkbox"/>	Copy of Fund's Current Investment Strategy
A14	<input checked="" type="checkbox"/>	Copy of Trust Deed (required when audit conducted by Auditor for 1st time) or Trust Deed Amendment Documents for Period - Copy of Cover of Trust Deed otherwise
A15	<input checked="" type="checkbox"/>	Copy of Compliance Printout from ABR
A16	<input checked="" type="checkbox"/>	Copy of Minutes of Fund Trustee Meetings Held During the Period
A17	<input checked="" type="checkbox"/>	Copy of Audit Engagement Letter – Signed by Trustee(s)
A20	<input type="checkbox"/>	Copy of Actuarial Certificate (if required) and exempt pension calculation work papers
B	<input checked="" type="checkbox"/>	All Bank Statements for Period (A bank confirmation should normally be obtained)
D/E	<input checked="" type="checkbox"/>	Documents to support existence and value of Assets at end of period (including Market Value calculation work paper) (e.g. Share Registry Listings, Managed Fund Reports, Wrap Account Reports Non Listed Unit Trust Accounts, Property and Asset Valuations). For Wrap Accounts a copy of Controls Audit Report to meet requirements of GS007 Audit Implications of the Use of Service Organisations for Investment Management Services is also required. Documents to support Asset Purchases and Sales for Period (e.g. Broker Reports, Contract Notes, Invoices, Purchase/Sale Contracts)
J	<input checked="" type="checkbox"/>	Copy of Member Statements for Period Current list of Trustees or list of Directors for Trustee Companies Copy of New Trustee Declaration for new trustees from 1 July 2008 Copy of Fund Member Application Forms (required when audit conducted by Auditor for 1st time or if New Members join during the Period) Copy of Consent to Act as Trustees Documents (required when audit conducted by Auditor for 1st time or if New Trustees are appointed during the Period)
K	<input checked="" type="checkbox"/>	Documents to support Contributions (Employer and / or Member) Received for Period (e.g Employer Remittance Advices, Fund Trustee Minutes, Sect 290-170 Notice) Documents to support Rollovers for Transfers In for Period (e.g. ETP or ROPNs)
L	<input checked="" type="checkbox"/>	Documents to support Benefit Payments or Exit Statements for Period (e.g. ETP or ROPNs) Documents to support Pension Payments for Period (e.g. Payment Requests, ATO Payment Summaries, Actuarial Certificates as applicable)
M/N	<input checked="" type="checkbox"/>	Documents to support Income and Expenditure for Period (e.g. Dividend / Distribution Statements, Rental / Lease Agreements, Invoices)
O	<input checked="" type="checkbox"/>	Copy of Accounting Work Papers and Transaction Reports for the Period (e.g. General Ledger, Create Entries Report, Company Extract, Journals, Cashbook, Bank Reconciliation, Debtor and Creditor Reports)

2018 Workpapers

Section A

General Details

Fund: Ross Galloway Superannuation Fund

Prepared by: BO

Reviewed by: CC

Year: 30 June 2018

Date: 23.10.2018

Date: 26/10/18

CLIENT INFORMATION

Name of Superannuation Fund

Ross Galloway Superannuation Fund

WIP Code

GALL0006

Trustee(s)/ Directors

Company: Eraden Pty Ltd

1. Ross Galloway.....

2. Paula Galloway.....

3.

4.

Contact Name

Ross Paula

Phone No / Fax No

07 3229 7771

Fund Address

33 Upper Lancaster Road,

Ascot, Queensland 4007

Type of Fund
(Acc. Cont. / Defined Benefit / Pension)

Accumulation

Employer Sponsor

Ross Galloway Family Trust

Number of Members

2

Investment Types

Share, Managed Fund, Property, Cash

Fund Source

Investment Income

Is the fund an SMSF

Does the fund meet the definition of an SMSF?

Y

Knowledge and SkillDoes the fund have any assets which may indicate
complex issues exist?

N

Provide a brief description:

Risk AssessmentHas the fund changed auditor? Are there any concerns
about the willingness of the trustee to comply with
SIS?

N

Provided a brief description:

Is the firm willing to accept or continue the
engagement? If this is a new client, have you obtained
ethical clearance from the previous accountant?

Y

Fund: Ross Galloway Superannuation Fund

Prepared by: BO

Reviewed by: CC

Year: 30 June 2018

Date: 23.10.2018

Date: 26/10/18

CONTROLS & FRAUD QUESTIONNAIRE

Item	Done	Ref
1. Which of the following controls does the trustee have in place? Y / N		
• Bank reconciliation Frequency Annual	<input checked="" type="checkbox"/>	B
• Two signatories for all transactions	N	
• Internet transaction protections i.e. security tokens	N	
• Use of one share trading account	Y	
2. Do you use online share trading e.g. via Comsec or similar provider? Y	<input checked="" type="checkbox"/>	Wilson
If yes, document how do all trustees confirm or validate transactions? E.g. minutes		
3. Where there is more than one trustee how do you ensure transactions are occurring for the benefit of all members? Document how all trustees are involved in investment decision making? E.g. discussions and minutes	<input checked="" type="checkbox"/>	A16 Minutes
4. Does any person other than a trustee of the fund have permission to enter into transactions on behalf of the fund i.e. sign cheques, move investments? If yes, what method of confirming or validating transactions is used? N	<input checked="" type="checkbox"/>	
5. Does the fund use a portfolio service to manage investment reporting? N	<input checked="" type="checkbox"/>	
If yes, is an audit report on the provider's internal controls available?		
If no, the auditor will require additional information to confirm the fund's assets ownership and existence.		

Fund: Ross Galloway Superannuation Fund

Prepared by: BO

Reviewed by: CC

Year: 30 June 2018

Date: 23.10.2018

Date: 26/10/18

Review of Fund Documentation

Item	Done	Ref
1. Is the fund a complying fund? Print and file evidence from ABN register?	<input checked="" type="checkbox"/>	A15
2. Is there an Application for membership for each member? From 1 July 2007 this should include a Trustee Declaration (ATO Form NAT 71089)	<input checked="" type="checkbox"/>	Perm
3. Is there a consent to act as trustee for each member?	<input checked="" type="checkbox"/>	Perm
4. Obtain and review any trustee minutes?	<input checked="" type="checkbox"/>	A16
5. Obtain and review any correspondence from the regulator?	<input type="checkbox"/>	N/A
6. Obtain the trust deed and any amendments. Perform a review of the trust deed Document the fund commencement date? When was the deed last amended? Has the deed been executed properly? Does the fund trust deed require the fund to be operated for the sole purpose of providing retirement benefits and other allowable ancillary purposes? (If no the deed may require an amendment, seek legal advice) Does the fund trust deed allow the trustee to accept all contributions allowed by SIS? (If no note this restriction on the work program) Does the fund trust deed allow the trustee to pay all benefits allowed by SIS? (If no note this restriction on the work program) Does the fund trust deed place any limitations on the fund's investments? (If yes, note this restriction on the work program)	<input checked="" type="checkbox"/>	A14
7. Obtain and review the fund's investment strategy	<input checked="" type="checkbox"/>	A13
8. Clearly document any issues arising from the above which will affect the audit	<input type="checkbox"/>	N/A

Fund: Ross Galloway Superannuation Fund

Prepared by: BO

Reviewed by: CC

Year: 30 June 2018

Date: 23.10.2018

Date: 26/1018

Risks associated with Trustees and Investments

Trustee/s:

Related

Yes	No	Comments
<input checked="" type="checkbox"/>	<input type="checkbox"/>	

Arm's length

<input checked="" type="checkbox"/>	<input type="checkbox"/>	
-------------------------------------	--------------------------	--

Investment Profile:

Listed shares

<input checked="" type="checkbox"/>	<input type="checkbox"/>	
-------------------------------------	--------------------------	--

Pooled Superannuation Trust (PST)

<input type="checkbox"/>	<input checked="" type="checkbox"/>	
--------------------------	-------------------------------------	--

Cash Management Trust (CMT)

<input type="checkbox"/>	<input checked="" type="checkbox"/>	
--------------------------	-------------------------------------	--

Listed property trusts

<input type="checkbox"/>	<input checked="" type="checkbox"/>	
--------------------------	-------------------------------------	--

Other listed trusts

<input type="checkbox"/>	<input checked="" type="checkbox"/>	
--------------------------	-------------------------------------	--

Unlisted shares

<input type="checkbox"/>	<input checked="" type="checkbox"/>	
--------------------------	-------------------------------------	--

Unlisted managed trusts – geared?

<input type="checkbox"/>	<input checked="" type="checkbox"/>	
--------------------------	-------------------------------------	--

Family or related trusts – geared?

<input type="checkbox"/>	<input checked="" type="checkbox"/>	
--------------------------	-------------------------------------	--

Other

<input type="checkbox"/>	<input checked="" type="checkbox"/>	Unlisted Unit Trusts
--------------------------	-------------------------------------	----------------------

Documentation

Appears well supported

<input checked="" type="checkbox"/>	<input type="checkbox"/>	
-------------------------------------	--------------------------	--

Risk Assessment:

Very high

<input type="checkbox"/>	No materiality	Extended testing
--------------------------	----------------	------------------

High

<input type="checkbox"/>	No materiality	Intermediate level of testing
--------------------------	----------------	-------------------------------

Medium

<input type="checkbox"/>	Materiality	Medium testing
--------------------------	-------------	----------------

Low

<input type="checkbox"/>	Materiality	Low level testing
--------------------------	-------------	-------------------

Very low

<input checked="" type="checkbox"/>	Materiality	Basic testing
-------------------------------------	-------------	---------------

Risk

Very High	<input type="checkbox"/>	<input type="checkbox"/>	<input type="checkbox"/>	<input type="checkbox"/>
High	<input type="checkbox"/>	<input type="checkbox"/>	<input type="checkbox"/>	<input type="checkbox"/>
Medium	<input type="checkbox"/>	<input type="checkbox"/>	<input type="checkbox"/>	<input type="checkbox"/>
Low	<input type="checkbox"/>	<input type="checkbox"/>	<input type="checkbox"/>	<input type="checkbox"/>
Very Low	<input checked="" type="checkbox"/>	<input type="checkbox"/>	<input type="checkbox"/>	<input type="checkbox"/>

Justification of Assessment

Basic	Low	Medium	Intermediate	Extended
	Testing %			

Materiality

Balance Sheet Materiality is normally determined based on a figure of between 5% and 10% of assets. A material individual asset holding exceeds 10% of the asset class.

Profit and Loss Materiality is determined based on no more than 10% of investment income. A material balance exceeds 10% of the balance.

Financial statements and reports for the year ended
30 June 2018

The Ross Galloway Superannuation Fund

The Ross Galloway Superannuation Fund

Reports Index

Statement of Financial Position

Operating Statement

Notes to the Financial Statements

Trustees Declaration

Members Statement

Contributions Breakdown

Transfer Balance Account Summary

The Ross Galloway Superannuation Fund

Statement of Financial Position

As at 30 June 2018

	Note	2018 \$	2017 \$
Assets			
Investments			
Managed Investments (Australian)	2	55,131.21	28,490.64
Real Estate Properties (Australian - Non Residential)	3	1,237,500.00	1,237,500.00
Shares in Listed Companies (Australian)	4	284,413.40	258,217.75
Units in Listed Unit Trusts (Australian)	5	72,915.00	26,665.00
Units in Unlisted Unit Trusts (Australian)	6	80,817.18	39,082.79
Total Investments		<u>1,730,776.79</u>	<u>1,589,956.18</u>
Other Assets			
Sundry Debtors		1,805.37	6,221.00
Distributions Receivable		3,354.31	524.80
Bank - WBC 180-169		24,990.42	86,162.85
Bank - ETrade		22,521.09	22,498.64
Bank - WBC 284-578		109.05	390.51
Wilson's CBA Cash Account		22,052.80	10,101.78
Rent Receivable		1,436.59	0.00
Income Tax Refundable		2,121.22	0.00
Total Other Assets		<u>78,390.85</u>	<u>125,899.58</u>
Total Assets		<u>1,809,167.64</u>	<u>1,715,855.76</u>
Less:			
Liabilities			
Income Tax Payable		0.00	7,334.90
Deferred Tax Liability		72,373.12	67,119.29
Total Liabilities		<u>72,373.12</u>	<u>74,454.19</u>
Net assets available to pay benefits		<u>1,736,794.52</u>	<u>1,641,401.57</u>
Represented by:			
Liability for accrued benefits allocated to members' accounts	7, 8		
Galloway, Ross - Accumulation		686,674.39	655,600.22
Galloway, Paula - Accumulation		1,050,120.13	985,801.35
Total Liability for accrued benefits allocated to members' accounts		<u>1,736,794.52</u>	<u>1,641,401.57</u>

The Ross Galloway Superannuation Fund

Operating Statement

For the year ended 30 June 2018

	Note	2018 \$	2017 \$
Income			
Investment Income			
Trust Distributions	11	7,285.49	50,380.85
Dividends Received	10	8,649.52	11,446.20
Interest Received		292.02	289.41
Other Investment Income		67.70	16.90
Property Income	12	77,000.00	73,464.00
Investment Gains			
Changes in Market Values	13	71,522.44	303,017.30
Contribution Income			
Employer Contributions		5,861.52	7,051.28
Personal Concessional		0.00	35,000.00
Total Income		<u>170,678.69</u>	<u>480,665.94</u>
Expenses			
Accountancy Fees		2,035.00	2,335.00
ATO Supervisory Levy		259.00	259.00
Auditor's Remuneration		550.00	275.00
Bank Charges		0.70	0.00
Body Corporate Fees		3,487.61	5,186.30
Investment Expenses		395.00	395.00
Management Fees		6,990.49	4,123.00
Interest Paid		7.34	12.08
Land tax		18,326.25	14,974.15
Property Expenses - Non Specified		19,170.10	24,131.70
Water		0.00	1,344.14
Member Payments			
Life Insurance Premiums		10,485.24	9,976.04
Division 293 Tax		3,829.65	0.00
Total Expenses		<u>65,536.38</u>	<u>63,011.41</u>
Benefits accrued as a result of operations before income tax			
		<u>105,142.31</u>	<u>417,654.53</u>
Income Tax Expense	14	9,749.36	47,535.24
Benefits accrued as a result of operations		<u>95,392.95</u>	<u>370,119.29</u>

The Ross Galloway Superannuation Fund

Notes to the Financial Statements

For the year ended 30 June 2018

Note 1: Summary of Significant Accounting Policies

The trustees have prepared the financial statements on the basis that the superannuation fund is a non-reporting entity because there are no users dependent on general purpose financial statements. The financial statements are therefore special purpose financial statements that have been prepared in order to meet the requirements of the Superannuation Industry (Supervision) Act 1993 and associated Regulations, the trust deed of the fund and the needs of members.

The financial statements have been prepared on a cash basis and are based on historical costs, except for investments which have been measured at market value.

The following significant accounting policies, which are consistent with the policies applied in the previous period unless otherwise stated, have been adopted in the preparation of the financial statements.

The financial statements were authorised for issue by the Director(s).

a. Measurement of Investments

The fund initially recognises:

- (i) an investment when it controls the future economic benefits expected to flow from the asset. For financial assets, the trade date is considered to be the date on which control of the future economic benefits attributable to the asset passes to the fund; and
- (ii) a financial liability on the date it becomes a party to the contractual provisions of the instrument.

Investments of the fund have been measured at market value, which refers to the amount that a willing buyer could reasonably be expected to pay to acquire the asset from a willing seller if the following assumptions were made:

- that the buyer and the seller deal with each other at arm's length in relation to the sale;
- that the sale occurred after proper marketing of the asset; and
- that the buyer and the seller acted knowledgeably and prudentially in relation to the sale.

Market value has been determined as follows:

- (i) shares and other securities listed on the Australian Securities Exchange by reference to the relevant market quotations at the end of the reporting period;
- (ii) units in managed funds by reference to the unit redemption price at the end of the reporting period;
- (iii) fixed-interest securities by reference to the redemption price at the end of the reporting period;
- (iv) unlisted investments are stated at trustees' assessment based on estimated market value at balance date or where necessary, an external valuer's opinion; and
- (v) investment properties at the trustees' assessment of the market value or where necessary a qualified independent valuer's opinion at the end of reporting period.

Financial liabilities, such as trade creditors and other payables, are measured at the gross value of the outstanding balance at the end of the reporting period. The trustees have determined that the gross values of the fund's financial liabilities is equivalent to their market values. Any remeasurement changes in the gross values of non-current financial liabilities (including liabilities for members' accrued benefits) are recognised in the operating statement in the periods in which they occur.

b. Cash and Cash Equivalents

Cash and cash equivalents include cash on hand and at call, deposits with banks and short-term, highly liquid investments that are readily convertible to cash and subject to an insignificant risk of change in value.

c. Revenue

Revenue is recognised at the fair value of the consideration received or receivable.

Interest revenue

Interest revenue is recognised in respect of fixed-interest securities, and cash and cash equivalent balances. Interest revenue is recognised upon receipt.

The Ross Galloway Superannuation Fund

Notes to the Financial Statements

For the year ended 30 June 2018

Dividend revenue

Dividend revenue is recognised when the dividend has been paid or, in the case of dividend reinvestment schemes, when the dividend is credited to the benefit of the fund.

Rental revenue

Rental revenue arising from operating leases on investment properties is recognised upon receipt.

Distribution revenue

Distributions from unit trusts and managed funds are recognised as at the date the unit value is quoted ex-distribution and if not received at the end of the reporting period, are reflected in the statement of financial position as a receivable at market value.

Remeasurement changes in market values

Remeasurement changes in the market values of assets are recognised as income and determined as the difference between the market value at year-end or consideration received (if sold during the year) and the market value as at the prior year-end or cost (if acquired during the period).

d. Liability for Accrued Benefits

The liability for accrued benefits represents the fund's present obligation to pay benefits to members and beneficiaries, and has been calculated as the difference between the carrying amount of the assets and the carrying amount of the other payables and income tax liabilities as at the end of the reporting period.

e. Income Tax

The income tax expense (income) for the year comprises current income tax expense (income) and deferred tax expense (income).

Current tax expense charged to profit or loss is the tax payable on taxable income. Current tax liabilities (assets) are therefore measured at the amounts expected to be paid to (recovered from) the relevant taxation authority.

Deferred income tax expense reflects movements in deferred tax liability balances during the year as well as unused tax losses.

No deferred income tax is recognised from the initial recognition of an asset or liability where there is no effect on accounting or taxable profit or loss.

Deferred tax assets and liabilities are calculated at the tax rates that are expected to apply to the period when the asset is realised or the liability is settled, and their measurement also reflects the manner in which the trustees expect to recover or settle the carrying amount of the related asset or liability.

Deferred tax assets relating to temporary differences and unused tax losses are recognised only to the extent that it is probable that future taxable profit will be available against which the benefits of the deferred tax asset can be utilised.

f. Critical Accounting Estimates and Judgements

The preparation of financial statements requires the trustees to make judgements, estimates and assumptions that affect the application of accounting policies and the reported amounts of assets and liabilities, income and expenses. Actual results may differ from these estimates.

Estimates and underlying assumptions are reviewed on an ongoing basis. Revisions to accounting estimates are recognised in the period in which the estimate is revised and in any future period affected.

Note 2: Managed Investments (Australian)

2018
\$

2017
\$

The Ross Galloway Superannuation Fund

Notes to the Financial Statements

For the year ended 30 June 2018

Mfs Concentrated Gbl Equ Tr (Ins)	24,987.21	11,870.64
MGE- Magellan Global Equities Fund (Managed Fund) - Managed Fund Units Fully	30,144.00	16,620.00
	55,131.21	28,490.64

Note 3: Real Estate Properties (Australian - Non Residential)

	2018 \$	2017 \$
4/25 Mary Street Brisbane	1,237,500.00	1,237,500.00
	1,237,500.00	1,237,500.00

Note 4: Shares in Listed Companies (Australian)

	2018 \$	2017 \$
Afterpay Holdings Limited - Ordinary Fully Paid	0.00	11,417.58
Aristocrat Leisure Limited	10,351.50	7,557.60
ANZ - Australia and New Zealand Banking Group Limited	26,489.12	25,503.36
Afterpay Touch Group Limited	37,400.00	0.00
BHP Billiton Limited	21,363.30	14,666.40
Bluglass Limited	5,675.40	0.00
Commonwealth Bank of Australia. - Ordinary Fully Paid	23,245.53	26,416.39
CSL Limited	19,262.00	13,803.00
CVT- Covata Limited - Ordinary Fully Paid	0.00	460.54
Elmo Software Limited	11,000.00	10,000.00
Healthscope Limited.	0.00	7,514.00
ISU- Iselect Limited. - Ordinary Fully Paid	0.00	9,105.30
Ishares S&p 500 Etf - Chess Depository Interests 1:1 Ishs&p500	24,821.49	11,130.00
NAB - National Australia Bank Limited	9,374.22	10,119.78
Plato Income Maximiser Limited.	0.00	10,950.00
Plato Income Maximiser Limited.	20.00	120.00
Pilbara Minerals Limited	19,030.00	0.00
Seek Limited	14,721.75	11,414.25
The Star Entertainment Group Limited	8,627.50	8,837.50
SIV - Silver Chef Limited - Ordinary Fully Paid	0.00	11,989.35

The Ross Galloway Superannuation Fund

Notes to the Financial Statements

For the year ended 30 June 2018

SUN - Suncorp-Metway Limited. - Ordinary Fully Paid	0.00	15,561.00
Touchcorp Limited - Ordinary Fully Paid	0.00	6,179.00
Westpac Banking Corporation	25,578.90	25,079.22
Wesfarmers Limited	13,771.44	11,193.48
Zenitas Healthcare Limited- Ordinary Fully Paid	13,681.25	9,200.00
	284,413.40	258,217.75

Note 5: Units in Listed Unit Trusts (Australian)

	2018	2017
	\$	\$
L1 Long Short Fund Limited	12,220.00	0.00
Magellan Global Trust	34,000.00	0.00
Sydney Airport - Units Fully Paid Stapled Securities Us Prohibited	14,320.00	14,180.00
Viva Energy Reit - Stapled Securities	12,375.00	12,485.00
	72,915.00	26,665.00

Note 6: Units in Unlisted Unit Trusts (Australian)

	2018	2017
	\$	\$
Blue Sky Private Equity Retirement Village Fund	1,248.00	0.00
Blue Sky VC 2012 Fund LP	8,307.00	8,588.00
Blue Sky Private Equity Vinomofo Fund	8,783.00	10,000.00
Blue Sky Cove Property Group 2 Rector Street Trust	17,154.86	20,494.79
Blue Sky Priv Eq Sunfresh Fund	27,108.70	0.00
L1 Capital Long Short Fund D Class	18,215.62	0.00
	80,817.18	39,082.79

Note 7: Liability for Accrued Benefits

	2018	2017
	\$	\$
Liability for accrued benefits at beginning of year	1,641,401.57	1,271,282.28
Benefits accrued as a result of operations	95,392.95	370,119.29

The Ross Galloway Superannuation Fund

Notes to the Financial Statements

For the year ended 30 June 2018

Current year member movements	0.00	0.00
Liability for accrued benefits at end of year	1,736,794.52	1,641,401.57

Note 8: Vested Benefits

Vested benefits are benefits that are not conditional upon continued membership of the fund (or any factor other than resignation from the plan) and include benefits which members were entitled to receive had they terminated their fund membership as at the end of the reporting period.

	2018 \$	2017 \$
Vested Benefits	1,736,794.52	1,641,401.57

Note 9: Guaranteed Benefits

No guarantees have been made in respect of any part of the liability for accrued benefits.

Note 10: Dividends

	2018 \$	2017 \$
ANZ - Australia and New Zealand Banking Group Limited	1,440.80	1,922.06
AWC - Alumina Limited	0.00	189.96
Aristocrat Leisure Limited	113.90	100.50
BHP Billiton Limited	778.27	559.30
CSL Limited	192.03	83.78
Commonwealth Bank of Australia. - Ordinary Fully Paid	1,371.70	1,125.70
Healthscope Limited.	227.80	119.00
ISU- Iselect Limited. - Ordinary Fully Paid	249.15	291.21
Iluka Resources Limited - Ordinary Fully Paid	0.00	23.61
Insurance Australia Group Limited - Ordinary Fully Paid	0.00	164.73
Ishares S&p 500 Etf - Chess Depository Interests 1:1 Ishs&p500	259.80	107.77
Medibank Private Limited - Ordinary Fully Paid	0.00	198.34
Myob Group Limited - Ordinary Fully Paid	0.00	247.50
NAB - National Australia Bank Limited	677.16	967.38
Plato Income Maximiser Limited.	225.00	0.00
SIV - Silver Chef Limited - Ordinary Fully Paid	402.86	272.93
SUN - Suncorp-Metway Limited. - Ordinary Fully Paid	420.00	712.14

The Ross Galloway Superannuation Fund

Notes to the Financial Statements

For the year ended 30 June 2018

Seek Limited	303.75	221.79
South32 Limited - Ordinary Fully Paid	0.00	4.03
Telstra Corporation Limited.	0.00	859.14
The Star Entertainment Group Limited	280.00	187.50
Vocus Communications Limited - Ordinary Fully Paid	0.00	300.00
Westpac Banking Corporation	1,569.80	2,566.20
Woodside Petroleum Limited	0.00	116.97
Woolworths Group Limited	0.00	104.66
Zenitas Healthcare Limited- Ordinary Fully Paid	137.50	0.00
	8,649.52	11,446.20

Note 11: Trust Distributions

	2018 \$	2017 \$
Viva Energy Reit - Stapled Securities	726.00	290.40
L1 Capital Long Short Fund D Class	985.30	0.00
Blue Sky Priv Eq Sunfresh Fund	1,915.18	0.00
Magellan Global Trust	1,237.50	0.00
Sydney Airport - Units Fully Paid Stapled Securities Us Prohibited	690.00	320.00
Mfs Concentrated Glbl Equ Tr (Ins)	808.20	246.70
MGE- Magellan Global Equities Fund (Managed Fund) - Managed Fund Units Fully	923.31	300.00
Blue Sky Private Equity Software Services Fund 2	0.00	(6,648.88)
Blue Sky Private Equity Retirement Village Fund	0.00	56,733.26
Blue Sky VC 2012 Fund LP	0.00	176.77
STWSZX - RBS Group (Australia) Pty Limited - Installment Warrant	0.00	(1,037.40)
	7,285.49	50,380.85

Note 12: Rental Income

	2018 \$	2017 \$
4/25 Mary Street Brisbane	77,000.00	73,464.00
	77,000.00	73,464.00

Note 13: Unrealised Movements in Market Value

2018 \$	2017 \$
------------	------------

The Ross Galloway Superannuation Fund

Notes to the Financial Statements

For the year ended 30 June 2018

Derivatives (Options, Hybrids, Future Contracts)

STWSZX - RBS Group (Australia) Pty Limited - Installment Warrant	0.00	23,318.01
	0.00	23,318.01

Managed Investments (Australian)

MGE- Magellan Global Equities Fund (Managed Fund) - Managed Fund Units Fully	3,563.25	1,655.25
Mfs Concentrated Gbl Equ Tr (Ins)	1,116.57	(129.36)
	4,679.82	1,525.89

Real Estate Properties (Australian - Non Residential)

4/25 Mary Street Brisbane	0.00	297,500.00
	0.00	297,500.00

Shares in Listed Companies (Australian)

ANZ - Australia and New Zealand Banking Group Limited	(455.04)	3,969.48
AWC - Alumina Limited	0.00	(460.85)
Afterpay Holdings Limited - Ordinary Fully Paid	(1,416.78)	1,416.78
Afterpay Touch Group Limited	26,507.54	0.00
Aristocrat Leisure Limited	2,793.90	2,352.73
BHP Billiton Limited	6,696.90	2,271.40
Bluglass Limited	(1,324.26)	0.00
CSL Limited	5,459.00	3,540.25
CVT- Covata Limited - Ordinary Fully Paid	5,539.29	(2,993.54)
Commonwealth Bank of Australia. - Ordinary Fully Paid	(3,170.86)	3,847.36
Cybg Plc	0.00	(13.60)
Elmo Software Limited	(1,800.00)	2,000.00
Healthscope Limited.	2,880.75	(2,880.75)
ISU- Iselect Limited. - Ordinary Fully Paid	(5,040.15)	1,890.74
Iluka Resources Limited - Ordinary Fully Paid	0.00	1,906.06
Insurance Australia Group Limited - Ordinary Fully Paid	0.00	159.64
Ishares S&p 500 Etf - Chess Depository Interests 1:1 Ishs&p500	3,653.62	1,167.00

The Ross Galloway Superannuation Fund

Notes to the Financial Statements

For the year ended 30 June 2018

Medibank Private Limited - Ordinary Fully Paid	0.00	(2,198.30)
NAB - National Australia Bank Limited	(745.56)	1,422.72
NHC - New Hope Corporation Limited - Ordinary Fully Paid	0.00	2,612.99
Pilbara Minerals Limited	(5,854.75)	0.00
Plato Income Maximiser Limited.	50.00	(50.00)
Plato Income Maximiser Limited.	(100.00)	120.00
SIV - Silver Chef Limited - Ordinary Fully Paid	3,881.18	(3,881.18)
SUN - Suncorp-Metway Limited. - Ordinary Fully Paid	(2,343.60)	2,649.75
Seek Limited	3,307.50	1,014.75
South32 Limited	0.00	238.97
Telstra Corporation Limited.	0.00	(2,952.65)
The Star Entertainment Group Limited	(210.00)	(1,494.75)
Touchcorp Limited - Ordinary Fully Paid	1,615.75	(1,615.75)
Wesfarmers Limited	2,577.96	(580.32)
Westpac Banking Corporation	(1,070.12)	1,265.05
Woodside Petroleum Limited	0.00	2,065.92
Woolworths Group Limited	0.00	1,834.78
Zenitas Healthcare Limited- Ordinary Fully Paid	168.75	(800.00)
	<hr/>	<hr/>
	41,601.02	17,824.68
	<hr/>	<hr/>
Units in Listed Unit Trusts (Australian)		
L1 Long Short Fund Limited	(780.00)	0.00
Magellan Global Trust	4,000.00	0.00
Sydney Airport - Units Fully Paid Stapled Securities Us Prohibited	140.00	1,065.25
Viva Energy Reit - Stapled Securities	(110.00)	(547.25)
	<hr/>	<hr/>
	3,250.00	518.00
	<hr/>	<hr/>
Units in Unlisted Unit Trusts (Australian)		
Blue Sky Cove Property Group 2 Rector Street Trust	(3,339.93)	683.76
Blue Sky Priv Eq Sunfresh Fund	7,108.70	0.00

The Ross Galloway Superannuation Fund

Notes to the Financial Statements

For the year ended 30 June 2018

Blue Sky Private Equity Retirement Village Fund	1,248.00	(68,022.00)
Blue Sky Private Equity Software Services Fund	0.00	591.75
Blue Sky Private Equity Software Services Fund 2	0.00	7,000.00
Blue Sky Private Equity Vinomofo Fund	(1,217.00)	0.00
Blue Sky VC 2012 Fund LP	(281.00)	(4,801.80)
L1 Capital Long Short Fund D Class	(1,784.38)	0.00
	<hr/>	<hr/>
	1,734.39	(64,548.29)
	<hr/>	<hr/>
Total Unrealised Movement	51,265.23	276,138.29
	<hr/>	<hr/>
Realised Movements in Market Value		
	2018	2017
	\$	\$
Derivatives (Options, Hybrids, Future Contracts)		
STWSZX - RBS Group (Australia) Pty Limited - Installment Warrant	0.00	34,409.57
	<hr/>	<hr/>
	0.00	34,409.57
	<hr/>	<hr/>
Shares in Listed Companies (Australian)		
AWC - Alumina Limited	0.00	556.85
Afterpay Touch Group Limited	10,258.11	0.00
Aristocrat Leisure Limited	0.00	1,510.57
Bellamy's Australia Limited	0.00	(3,383.40)
CVT- Covata Limited - Ordinary Fully Paid	(5,376.94)	0.00
Cybg Plc	0.00	32.68
Elmo Software Limited	19,273.36	0.00
Healthscope Limited.	(2,361.50)	0.00
ISU- Iselect Limited. - Ordinary Fully Paid	(1,870.20)	4,539.76
Iluka Resources Limited - Ordinary Fully Paid	0.00	(2,211.82)
Insurance Australia Group Limited - Ordinary Fully Paid	0.00	(299.70)
Iron Mountain Incorporated	0.00	(9.39)
Lendlease Group - Unit/Ordinary Fully Paid Stapled Securities	0.00	(30.25)
Medibank Private Limited - Ordinary Fully Paid	0.00	1,085.97

The Ross Galloway Superannuation Fund

Notes to the Financial Statements

For the year ended 30 June 2018

Myob Group Limited - Ordinary Fully Paid	0.00	(566.50)
NHC - New Hope Corporation Limited - Ordinary Fully Paid	0.00	(2,550.08)
Oncosil Medical Ltd	2,320.01	0.00
Plato Income Maximiser Limited.	(324.75)	0.00
Ruralco Holdings Limited - Ordinary Fully Paid	0.00	1,328.49
SIV - Silver Chef Limited - Ordinary Fully Paid	(3,360.23)	0.00
SUN - Suncorp-Metway Limited. - Ordinary Fully Paid	1,699.35	0.00
South32 Limited	0.00	(22.77)
Telstra Corporation Limited.	0.00	1,313.90
Vocus Communications Limited - Ordinary Fully Paid	0.00	(7,038.90)
Westpac Banking Corporation	0.00	365.15
Woodside Petroleum Limited	0.00	(1,728.49)
Woolworths Group Limited	0.00	(1,475.47)
	20,257.21	(8,583.40)
Units in Unlisted Unit Trusts (Australian)		
Blue Sky Private Equity Software Services Fund	0.00	(591.75)
Blue Sky Private Equity Software Services Fund 2	0.00	(7,000.00)
	0.00	(7,591.75)
Total Realised Movement	20,257.21	18,234.42
Changes in Market Values	71,522.44	294,372.71
Note 14: Income Tax Expense		
	2018	2017
The components of tax expense comprise	\$	\$
Current Tax	4,495.53	47,535.24
Deferred Tax Liability/Asset	5,253.83	0.00
Income Tax Expense	9,749.36	47,535.24

The Ross Galloway Superannuation Fund

Notes to the Financial Statements

For the year ended 30 June 2018

The prima facie tax on benefits accrued before income tax is reconciled to the income tax as follows:

Prima facie tax payable on benefits accrued before income tax at 15%	15,771.35	62,648.25
Less:		
Tax effect of:		
Increase in MV of Investments	7,689.78	41,420.70
Realised Accounting Capital Gains	3,038.58	4,031.85
Accounting Trust Distributions	1,092.82	23.25
Tax Adjustment – Investment Expenses (11)	0.00	0.00
Other Non-Taxable Income	0.00	(1,068.00)
Add:		
Tax effect of:		
Other Non-Deductible Expenses	574.45	0.00
Franking Credits	630.82	0.00
Foreign Credits	45.95	0.00
Net Capital Gains	3,179.25	2,703.30
Taxable Trust Distributions	466.83	0.00
Distributed Foreign Income	160.15	0.00
Rounding	(0.27)	0.00
Income Tax on Taxable Income or Loss	9,007.35	20,943.75
Less credits:		
Franking Credits	4,205.48	11,313.62
Foreign Credits	306.34	54.23
Other Adjustments		2,988.00
Current Tax or Refund	<u>4,495.53</u>	<u>47,535.24</u>

The Ross Galloway Superannuation Fund

Eraden Pty Ltd ACN: 011031548

Trustees Declaration

The directors of the trustee company have determined that the fund is not a reporting entity and that the special purpose financial statements should be prepared in accordance with the accounting policies described in Note 1 to the financial statements.

The directors of the trustee company declare that:

- (i) the financial statements and notes to the financial statements for the year ended 30 June 2018 present fairly, in all material respects, the financial position of the superannuation fund at 30 June 2018 and the results of its operations for the year ended on that date in accordance with the accounting policies described in Note 1 to the financial statements;
- (ii) the financial statements and notes to the financial statements have been prepared in accordance with the requirements of the trust deed; and
- (iii) the operation of the superannuation fund has been carried out in accordance with its trust deed and in compliance with the requirements of the Superannuation Industry (Supervision) Act 1993 and associated Regulations during the year ended 30 June 2018.

Specifically, the directors of the trustee company declares that:

- in accordance with s120 of the Superannuation Industry (Supervision) Act 1993, no individual trustee has been or is a disqualified person;
- the fund has satisfactory title to all assets, all assets are unencumbered and free from charge as prescribed by s50 of the Superannuation Industry (Supervision) Act 1993 and reg13.14 of the Superannuation Industry (Supervision) Act 1994; and
- to the knowledge of the directors of the trustee company, there have been no events or transactions subsequent to the balance date which could have a material impact on the fund. Where such events have occurred, the effect of such events has been accounted and noted in the fund's financial statements.

Signed in accordance with a resolution of the directors of the trustee company by:

.....
Ross Galloway
Eraden Pty Ltd
Director

.....
Paula Galloway
Eraden Pty Ltd
Director

Dated this day of2018

The Ross Galloway Superannuation Fund

Trial Balance

As at 30 June 2018

Last Year	Code	Account Name	Units	Debits \$	Credits \$
	23800	Distributions Received			
(56,733.26)	23800/\$-T0018	Blue Sky Private Equity Retirement Village Fund			
(176.77)	23800/\$-T0041	Blue Sky VC 2012 Fund LP			
	23800/BSP7976AU	Blue Sky Priv Eq Sunfresh Fund			1,915.18
6,648.88	23800/BSPE.AX	Blue Sky Private Equity Software Services Fund 2			
(246.70)	23800/ETL0172AU	Mfs Concentrated Gbl Equ Tr (Ins)			808.20
	23800/ETL0490AU	L1 Capital Long Short Fund D Class			985.30
(300.00)	23800/MGE	MGE- Magellan Global Equities Fund (Managed Fund) - Managed Fund Units Fully			M 923.31
	23800/MGG.AX	Magellan Global Trust			1,237.50
1,037.40	23800/STWSZX.AX	STWSZX - RBS Group (Australia) Pty Limited - Installment Warrant			
(320.00)	23800/SYD.AX1	Sydney Airport - Units Fully Paid Stapled Securities Us Prohibited			690.00
(290.40)	23800/VVR.AX1	Viva Energy Reit - Stapled Securities			726.00
	23900	Dividends Received			
(100.50)	23900/ALL.AX	Aristocrat Leisure Limited			113.90
(1,922.06)	23900/ANZ.AX	ANZ - Australia and New Zealand Banking Group Limited			1,440.80
(189.96)	23900/AWC.AX	AWC - Alumina Limited			
(559.30)	23900/BHP.AX	BHP Billiton Limited			778.27
(1,125.70)	23900/CBA.AX	Commonwealth Bank of Australia. - Ordinary Fully Paid			1,371.70
(83.78)	23900/CSL.AX	CSL Limited			192.03
(119.00)	23900/HSO.AX	Healthscope Limited.			227.80
(164.73)	23900/IAG.AX	Insurance Australia Group Limited - Ordinary Fully Paid			M
(23.61)	23900/ILU.AX	Iluka Resources Limited - Ordinary Fully Paid			
(291.21)	23900/ISU.AX	ISU- Iselect Limited. - Ordinary Fully Paid			249.15
(107.77)	23900/IVV.AX	Ishares S&p 500 Etf - Chess Depository Interests 1:1 Ishs&p500			259.80
(198.34)	23900/MPL.AX	Medibank Private Limited - Ordinary Fully Paid			
(247.50)	23900/MYO.AX	Myob Group Limited - Ordinary Fully Paid			
(967.38)	23900/NAB.AX	NAB - National Australia Bank Limited			677.16

The Ross Galloway Superannuation Fund

Trial Balance

As at 30 June 2018

Last Year	Code	Account Name	Units	Debits \$	Credits \$
	23900/PL8.AX	Plato Income Maximiser Limited.			225.00
(4.03)	23900/S32.AX	South32 Limited - Ordinary Fully Paid			
(221.79)	23900/SEK.AX	Seek Limited			303.75
(187.50)	23900/SGR.AX	The Star Entertainment Group Limited			280.00
(272.93)	23900/SIV.AX	SIV - Silver Chef Limited - Ordinary Fully Paid			402.86
(712.14)	23900/SUN.AX	SUN - Suncorp-Metway Limited. - Ordinary Fully Paid			420.00
(859.14)	23900/TLS.AX	Telstra Corporation Limited.			M
(300.00)	23900/VOC.AX	Vocus Communications Limited - Ordinary Fully Paid			
(2,566.20)	23900/WBC.AX	Westpac Banking Corporation			1,569.80
(104.66)	23900/WOW.AX	Woolworths Group Limited			
(116.97)	23900/WPL.AX	Woodside Petroleum Limited			
	23900/ZNT.AX	Zenitas Healthcare Limited- Ordinary Fully Paid			137.50
	24200	Contributions			
(7,051.28)	24200/GALPAU00001 A	(Contributions) Galloway, Paula - Accumulation			K1 5,861.52
(35,000.00)	24200/GALROS00001 A	(Contributions) Galloway, Ross - Accumulation			
(303,017.30)	24700	Changes in Market Values of Investments			71,522.44
	25000	Interest Received			
(22.18)	25000/Bank - ETrade	Bank - ETrade			22.45
(114.79)	25000/Bank - WBC 284-578	Bank - WBC 284-578			158.54
(152.44)	25000/Wilsons CBA Cash Acc	Wilsons CBA Cash Account			M 111.03
	26500	Other Investment Income			
(16.90)	26500/00041	Sundry			67.70
	28000	Property Income			
(73,464.00)	28000/\$-P0010	4/25 Mary Street Brisbane			M 77,000.00
2,335.00	30100	Accountancy Fees		2,035.00	N1-1
259.00	30400	ATO Supervisory Levy		259.00	
275.00	30700	Auditor's Remuneration		550.00	N1-3
	31500	Bank Charges		0.70	

The Ross Galloway Superannuation Fund

Trial Balance

As at 30 June 2018

Last Year	Code	Account Name	Units	Debits \$	Credits \$
5,186.30	32601	Body Corporate Fees		3,487.61 N2	
	37500	Investment Expenses			
395.00	37500/00036	Premier Advantage Package		395.00	
4,123.00	37603	Management Fees		6,990.49 N3	
12.08	37900	Interest Paid		7.34	
14,974.15	38500	Land tax		18,326.25 N4	
	39000	Life Insurance Premiums			
3,585.51	39000/GALPAU00001 A	(Life Insurance Premiums) Galloway, Paula - Accumulation		3,309.45	N5
6,390.53	39000/GALROS00001 A	(Life Insurance Premiums) Galloway, Ross - Accumulation		7,175.79	
24,131.70	41910	Property Expenses - Non Specified		19,170.10 N6	
1,344.14	42600	Water			C3 0.00
	48100	Division 293 Tax			
	48100/GALROS00001 A	(Division 293 Tax) Galloway, Ross - Accumulation		3,829.65 N7	
47,535.24	48500	Income Tax Expense		9,749.36	
370,119.29	49000	Profit/Loss Allocation Account		95,392.95	
	50010	Opening Balance			
(776,644.86)	50010/GALPAU00001 A	(Opening Balance) Galloway, Paula - Accumulation			J1 985,801.35
(494,637.42)	50010/GALROS00001 A	(Opening Balance) Galloway, Ross - Accumulation			655,600.22
	51900	Division 293 Tax			
	51900/GALROS00001 A	(Division 293 Tax) Galloway, Ross - Accumulation		3,829.65	
	52420	Contributions			
(7,051.28)	52420/GALPAU00001 A	(Contributions) Galloway, Paula - Accumulation			5,861.52
(35,000.00)	52420/GALROS00001 A	(Contributions) Galloway, Ross - Accumulation			0.00
	53100	Share of Profit/(Loss)			
(231,906.94)	53100/GALPAU00001 A	(Share of Profit/(Loss)) Galloway, Paula - Accumulation			71,159.77
(153,672.35)	53100/GALROS00001 A	(Share of Profit/(Loss)) Galloway, Ross - Accumulation			46,947.73
	53330	Income Tax			
25,158.54	53330/GALPAU00001 A	(Income Tax) Galloway, Paula - Accumulation		8,513.83	

The Ross Galloway Superannuation Fund

Trial Balance

As at 30 June 2018

Last Year	Code	Account Name	Units	Debits \$	Credits \$
16,069.03	53330/GALROS00001 A	(Income Tax) Galloway, Ross - Accumulation		4,868.12	
	53800	Contributions Tax			
1,057.68	53800/GALPAU00001 A	(Contributions Tax) Galloway, Paula - Accumulation		879.23	
5,249.99	53800/GALROS00001 A	(Contributions Tax) Galloway, Ross - Accumulation			0.00
	53920	Life Insurance Premiums			
3,585.51	53920/GALPAU00001 A	(Life Insurance Premiums) Galloway, Paula - Accumulation		3,309.45	
6,390.53	53920/GALROS00001 A	(Life Insurance Premiums) Galloway, Ross - Accumulation		7,175.79	
	60400	Bank Accounts			
22,498.64	60400/Bank - ETrade	Bank - ETrade		22,521.09	B1-1
390.51	60400/Bank - WBC 284-578	Bank - WBC 284-578		109.05	B1-2
86,162.85	60400/WBC180169	Bank - WBC 180-169		24,990.42	B1-3
10,101.78	60400/Wilsons CBA Cash Acc	Wilsons CBA Cash Account		22,052.80	B1-4
	61800	Distributions Receivable			
224.80	61800/ETL0172AU	Mfs Concentrated Gbl Equ Tr (Ins)		808.20	C1
	61800/ETL0490AU	L1 Capital Long Short Fund D Class		985.30	
300.00	61800/MGE	MGE- Magellan Global Equities Fund (Managed Fund) - Managed Fund Units Fully		923.31	
	61800/MGG.AX	Magellan Global Trust		637.50	
0.00	62800	Rent Receivable		1,436.59	C2
6,221.00	68000	Sundry Debtors		1,805.37	C3
	74700	Managed Investments (Australian)			
11,870.64	74700/ETL0172AU	Mfs Concentrated Gbl Equ Tr (Ins)	9,834.0000	24,987.21	D1
16,620.00	74700/MGE	MGE- Magellan Global Equities Fund (Managed Fund) - Managed Fund Units Fully	9,600.0000	30,144.00	
	77250	Real Estate Properties (Australian - Non Residential)			
1,237,500.00	77250/\$-P0010	4/25 Mary Street Brisbane	1.0000	1,237,500.00	E1
	77600	Shares in Listed Companies (Australian)			
11,417.58	77600/AFY.AX	Afterpay Holdings Limited - Ordinary Fully Paid	0.0000		0.00
7,557.60	77600/ALL.AX	Aristocrat Leisure Limited	335.0000	10,351.50	D1

The Ross Galloway Superannuation Fund

Trial Balance

As at 30 June 2018

Last Year	Code	Account Name	Units	Debits \$	Credits \$
25,503.36	77600/ANZ.AX	ANZ - Australia and New Zealand Banking Group Limited	938.0000	26,489.12	
	77600/APT.AX	Afterpay Touch Group Limited	4,000.0000	37,400.00	
14,666.40	77600/BHP.AX	BHP Billiton Limited	630.0000	21,363.30	
	77600/BLG.AX	Bluglass Limited	18,918.0000	5,675.40	
26,416.39	77600/CBA.AX	Commonwealth Bank of Australia. - Ordinary Fully Paid	319.0000	23,245.53	
13,803.00	77600/CSL.AX	CSL Limited	100.0000	19,262.00	
460.54	77600/CVT.AX	CVT- Covata Limited - Ordinary Fully Paid	0.0000		0.00
10,000.00	77600/ELO.AX	Elmo Software Limited	2,000.0000	11,000.00	
7,514.00	77600/HSO.AX	Healthscope Limited.	0.0000		0.00
9,105.30	77600/ISU.AX	ISU- Iselect Limited. - Ordinary Fully Paid	0.0000		0.00
11,130.00	77600/IVV.AX	Ishares S&p 500 Etf - Chess Depository Interests 1:1 Ishs&p500	67.0000	24,821.49	
10,119.78	77600/NAB.AX	NAB - National Australia Bank Limited	342.0000	9,374.22	
10,950.00	77600/PL8.AX	Plato Income Maximiser Limited.	0.0000		0.00
120.00	77600/PL8O.AX	Plato Income Maximiser Limited.	10,000.0000	20.00	
	77600/PLS.AX	Pilbara Minerals Limited	22,000.0000	19,030.00	
11,414.25	77600/SEK.AX	Seek Limited	675.0000	14,721.75	
8,837.50	77600/SGR.AX	The Star Entertainment Group Limited	1,750.0000	8,627.50	
11,989.35	77600/SIV.AX	SIV - Silver Chef Limited - Ordinary Fully Paid	0.0000		0.00
15,561.00	77600/SUN.AX	SUN - Suncorp-Metway Limited. - Ordinary Fully Paid	0.0000		0.00
6,179.00	77600/TCH.AX	Touchcorp Limited - Ordinary Fully Paid	0.0000		0.00
25,079.22	77600/WBC.AX	Westpac Banking Corporation	873.0000	25,578.90	
11,193.48	77600/WES.AX	Wesfarmers Limited	279.0000	13,771.44	
9,200.00	77600/ZNT.AX	Zenitas Healthcare Limited- Ordinary Fully Paid	13,750.0000	13,681.25	
	78200	Units in Listed Unit Trusts (Australian)			
	78200/LSF.AX	L1 Long Short Fund Limited	6,500.0000	12,220.00	
	78200/MGG.AX	Magellan Global Trust	21,250.0000	34,000.00	
14,180.00	78200/SYD.AX1	Sydney Airport - Units Fully Paid Stapled Securities Us Prohibited	2,000.0000	14,320.00	
12,485.00	78200/VVR.AX1	Viva Energy Reit - Stapled Securities	5,500.0000	12,375.00	

D1

The Ross Galloway Superannuation Fund

Trial Balance

As at 30 June 2018

Last Year	Code	Account Name	Units	Debits \$	Credits \$
	78400	Units in Unlisted Unit Trusts (Australian)			
	0.00	78400/\$-T0018	Blue Sky Private Equity Retirement Village Fund	30,000.0000	1,248.00
	8,588.00	78400/\$-T0041	Blue Sky VC 2012 Fund LP	10,000.0000	8,307.00
	10,000.00	78400/\$-T0048	Blue Sky Private Equity Vinomofo Fund	10,000.0000	8,783.00
	20,494.79	78400/\$-T0056	Blue Sky Cove Property Group 2 Rector Street Trust	14,636.0000	17,154.86
		78400/BSP7976AU	Blue Sky Priv Eq Sunfresh Fund	20,000.0000	27,108.70
		78400/ETL0490AU	L1 Capital Long Short Fund D Class	15,960.4100	18,215.62
	(7,334.90)	85000	Income Tax Payable/Refundable		2,121.22
	(67,119.29)	89000	Deferred Tax Liability/Asset		
					A6-1
					A6-12 72,373.12
				<u>2,008,422.40</u>	<u>2,008,422.40</u>

Current Year Profit/(Loss): 105,142.31

Ross Galloway Superannuation Fund**Reconciliation of Provision for Tax**

For the year ended

30/06/2018

RECONCILIATION OF TAX RELATED TO LAST YEAR

Tax Payable as per Accounts	30/06/2017		7,334.90
Add supervisory levy in respect of last year			259.00
Relevant payments/(refunds)			
BAS - June 2017 PAYG			-747.00
Payment			-5,995.65
Prior year Refund			
Prior year Adj			
Tax related to prior years owing			<u>851.25</u>

DETERMINATION OF NET TAX LIABILITY FOR CURRENT YEAR

Increase in Tax Provision for FY 17-18 Tax Return			9,007.35
			<u>9,858.60</u>
Less Refundable Credits	Franking Credits	-4,205.48	M2
	Foreign Credits	-306.34	M2
	TFN Credits		
			<u>-4,511.82</u>
Instalments relates to 2017-18	Sep-17	-762.00	
	Dec-17	-762.00	
	Mar-18	-5,944.00	
	Jun-18	0.00	
		<u>-7,468.00</u>	<u>-7,468.00</u>
Balance as per Financial Statements at year end			<u><u>-2,121.22</u></u>

Reconciliation of Tax payable per Tax return

Profit/Loss as per Accounts			105,142.31
Less: Unrealised Market Variation			-51,265.23
Non-Concessional Contributions			
Transfers In			
Accounting Capital Gains			-20,257.21
Accounting Distribution			-7,285.49
Exempt Pension Income			
Rounding			-1.69
Add:			
Fines (not deductible)			
Pension			
Taxable Capital Gains			21,195.00
Taxable Distribution (1424.53 + 485.24 + 1202.46 + 1067.68)			4,179.91
Franking Credits			4,205.48
Foreign Credits			306.34
Other Non Deductible Expenses (Div 293 Tax)			3,829.65
Taxable Income (Reconciled with A6.2)			<u>60,049.07</u>
Tax at 15%			9,007.35
Less Refundable Credits			-4,511.82
Tax Assessed			<u>4,495.53</u>
Plus Supervisory Levy			259.00
Less Instalments paid	Sep-17	-762.00	
	Dec-17	-762.00	
	Mar-18	-5,944.00	
	Jun-18	-2,489.00	
		<u>-9,957.00</u>	A6-7
Tax Payable/(Refund)			<u><u>-5,202.47</u></u>

NOTE:

The Ross Galloway Superannuation Fund
Statement of Taxable Income

For the year ended 30 June 2018

	2018
	\$
Benefits accrued as a result of operations	105,142.31
Less	
Increase in MV of investments	51,265.23
Realised Accounting Capital Gains	20,257.21
Accounting Trust Distributions	7,285.49
	<u>78,807.93</u>
Add	
Other Non Deductible Expenses	3,829.65
Franking Credits	4,205.48
Foreign Credits	306.34
Net Capital Gains	21,195.00
Taxable Trust Distributions	3,112.23
Distributed Foreign income	1,067.68
	<u>33,716.38</u>
SMSF Annual Return Rounding	(1.76)
Taxable Income or Loss	<u>60,049.00</u>
Income Tax on Taxable Income or Loss	9,007.35
Less	
Franking Credits	4,205.48
Foreign Credits	306.34
	<u>4,495.53</u>
CURRENT TAX OR REFUND	<u>4,495.53</u>
Supervisory Levy	259.00
Income Tax Instalments Paid	(7,468.00)
AMOUNT DUE OR REFUNDABLE	<u>(2,713.47)</u>

.....**Electronic Lodgment Declaration (SMSF)**

This declaration is to be completed where the tax return is to be lodged via an approved ATO electronic channel.

It is the responsibility of the taxpayer to retain this declaration for a period of five years after the declaration is made, penalties may apply for failure to do so.

Privacy

The ATO is authorised by the Taxation Administration Act 1953 to request the provision of tax file numbers (TFNs). The ATO will use the TFNs to identify each partner or beneficiary or entity in our records. It is not an offence not to provide the TFNs. However, you cannot lodge your tax return electronically if you do not quote your TFN.

Taxation law authorises the ATO to collect information and disclose it to other government agencies, including personal information about the person authorised to sign the declaration. For information about privacy go to ato.gov.au/privacy

The Australian Business Register

The Commissioner of Taxation, as Registrar of the Australian Business Register, may use the ABN and business details which you provide on this tax return to maintain the integrity of the register.

Please refer to the privacy statement on the Australian Business Register (ABR) website (www.abr.gov.au) for further information - it outlines our commitment to safeguarding your details.

Electronic funds transfer - direct debit

Where you have requested an EFT direct debit some of your details will be provided to your financial institution and the Tax Office's sponsor bank to facilitate the payment of your taxation liability from your nominated account.

Tax File Number	Name of Fund	Year
-----------------	--------------	------

I authorise my tax agent to electronically transmit this tax return via an approved ATO electronic channel.

Important

Before making this declaration please check to ensure that all income has been disclosed and the tax return is true and correct in every detail. If you are in doubt about any aspect of the tax return, place all the facts before the Tax Office. The tax law provides heavy penalties for false or misleading statements on tax returns.

Declaration: I declare that:

-
- All the information provided to the agent for the preparation of this tax return, including any applicable schedules is true and correct; and
 - I authorise the agent to lodge this tax return.

Signature of Partner, Trustee, or Director

Date

/ /

ELECTRONIC FUNDS TRANSFER CONSENT

This declaration is to be completed when an electronic funds transfer (EFT) of a refund is requested and the tax return is being lodged through an approved ATO electronic channel.

This declaration must be signed by the partner, trustee, director or public officer prior to the EFT details being transmitted to the Tax Office. If you elect for an EFT, all details below must be completed.

Important: Care should be taken when completing EFT details as the payment of any refund will be made to the account specified.

5 Wt i bhBUa Y.....

.....

I authorise the refund to be deposited directly to the specified account

Signature

Date

/ /

.....Tax Agent's 8 YWUfUjcb

I declare that:

- I have prepared this tax return in accordance with the information supplied by the partner, trustee, director or public officer
- I have received a declaration made by the entity that the information provided to me for the preparation of this tax return is true and correct; and
- I am authorised by the partner, trustee, director or public officer to lodge this tax return, including any applicable schedules.

Agent's signature

Date

Contact name

Client Reference

Agent's Phone Number

.....HU '5 [YbhBi a VYf



100017996MS

Self-managed superannuation fund annual return

2018

Who should complete this annual return?

Only self-managed superannuation funds (SMSFs) can complete this annual return. All other funds must complete the *Fund income tax return 2018* (NAT 71287).

- ❗ The *Self-managed superannuation fund annual return instructions 2018* (NAT 71606) (the instructions) can assist you to complete this annual return.

To complete this annual return

- Print clearly, using a BLACK pen only.
- Use BLOCK LETTERS and print one character per box.

- Place in ALL applicable boxes.

Section A: Fund information

1 Tax file number (TFN)

➤ To assist processing, write the fund's TFN at the top of pages 3, 5 and 7.

- ❗ The ATO is authorised by law to request your TFN. You are not obliged to quote your TFN but not quoting it could increase the chance of delay or error in processing your annual return. See the Privacy note in the Declaration.

2 Name of self-managed superannuation fund (SMSF)

3 Australian business number (ABN) (if applicable)

4 Current postal address

Suburb/town

State/territory

Postcode

5 Annual return status

Is this an amendment to the SMSF's 2018 return?

A No Yes

Is this the first required return for a newly registered SMSF?

B No Yes

Tax File Number **6 SMSF auditor**

Auditor's name

Title: Mr Mrs Miss Ms Other

Family name

First given name

Other given names

SMSF Auditor Number

Auditor's phone number

Postal address

Suburb/town

State/territory

Postcode

Date audit was completed **A** / / Was Part B of the audit report qualified? **B** No Yes If the audit report was qualified, have the reported compliance issues been rectified? **C** No Yes **7 Electronic funds transfer (EFT)**

We need your self-managed super fund's financial institution details to pay any super payments and tax refunds owing to you.

A Financial institution details for super payments and tax refundsYou must provide the financial institution details of your fund's nominated super account. If you would like your fund's tax refunds paid to a different account, you can provide additional financial institution details at **B**.Fund BSB number (must be six digits) Fund account number

Fund account name (for example, J&Q Citizen ATF J&Q Family SF)

B Financial institution details for tax refunds only

If you would like your fund's tax refunds paid to a different account, provide additional financial institution details. Tax refunds cannot be paid to a trustee's personal account. (See relevant instructions.)

BSB number (must be six digits) Account number

Account name (for example, J&Q Citizen ATF J&Q Family SF)

C Electronic service address alias

We will use your electronic service address alias to communicate with your fund about ATO super payments.

Tax File Number Provided

8 Status of SMSF Australian superannuation fund **A** No Yes Fund benefit structure **B** A Code

Does the fund trust deed allow acceptance of the Government's Super Co-contribution and Low Income Super Contribution? **C** No Yes

9 Was the fund wound up during the income year?

No Yes If yes, provide the date on which the fund was wound up Day / Month / Year Have all tax lodgment and payment obligations been met? No Yes

10 Exempt current pension income

Did the fund pay retirement phase superannuation income stream benefits to one or more members in the income year?

To claim a tax exemption for current pension income, you must pay at least the minimum benefit payment under the law. Record exempt current pension income at Label **A**.

No Go to Section B: Income.

Yes Exempt current pension income amount **A** \$

Which method did you use to calculate your exempt current pension income?

Segregated assets method **B**

Unsegregated assets method **C** Was an actuarial certificate obtained? **D** Yes

Did the fund have any other income that was assessable?

E Yes Go to Section B: Income.

No Choosing 'No' means that you do not have any assessable income, including no-TFN quoted contributions. Go to Section C: Deductions and non-deductible expenses. (Do **not** complete Section B: Income.)

If you are entitled to claim any tax offsets, you can list these at Section D: Income tax calculation statement.

Fund's tax file number (TFN)

Provided

Section B: Income

Do not complete this section if all superannuation interests in the SMSF were supporting superannuation income streams in the retirement phase for the entire year, there was no other income that was assessable, and you have not realised a deferred notional gain. If you are entitled to claim any tax offsets, you can record these at Section D: Income tax calculation statement.

11 Income

Did you have a capital gains tax (CGT) event during the year? **G** No Yes

If the total capital loss or total capital gain is greater than \$10,000 or you elected to use the CGT relief in 2017 and the deferred notional gain has been realised, complete and attach a Capital gains tax (CGT) schedule 2018.

Have you applied an exemption or rollover? **M** No Yes Code

Net capital gain **A** \$ 21,195

Gross rent and other leasing and hiring income **B** \$ 77,000

Gross interest **C** \$ 292

Forestry managed investment scheme income **X** \$

Gross foreign income **D1** \$ 1,633 Net foreign income **D** \$ 1,633 Loss

Australian franking credits from a New Zealand company **E** \$

Transfers from foreign funds **F** \$ Number 0

Gross payments where ABN not quoted **H** \$

Gross distribution from partnerships **I** \$ Loss

Calculation of assessable contributions

Assessable employer contributions **R1** \$ 5,861

plus Assessable personal contributions **R2** \$

plus **No-TFN-quoted contributions **R3** \$ 0 (an amount must be included even if it is zero)

less Transfer of liability to life insurance company or PST **R6** \$

*Unfranked dividend amount **J** \$ 592

*Franked dividend amount **K** \$ 7,797

*Dividend franking credit **L** \$ 3,330

*Gross trust distributions **M** \$ 3,987 Code **P**

Assessable contributions **R** \$ 5,861 (R1 plus R2 plus R3 less R6)

Calculation of non-arm's length income

*Net non-arm's length private company dividends **U1** \$

plus *Net non-arm's length trust distributions **U2** \$

plus *Net other non-arm's length income **U3** \$

*Other income **S** \$ 67 Code **O**

*Assessable income due to changed tax status of fund **T** \$

Net non-arm's length income (subject to 45% tax rate) **U** \$ (U1 plus U2 plus U3)

*This is a mandatory label.
*If an amount is entered at this label, check the instructions to ensure the correct tax treatment has been applied.

GROSS INCOME (Sum of labels A to U) **W** \$ 121,754 Loss

Exempt current pension income **Y** \$

TOTAL ASSESSABLE INCOME (W less Y) **V** \$ 121,754 Loss

Tax File Number Provided

Section C: Deductions and non-deductible expenses

12 Deductions and non-deductible expenses

- Under 'Deductions' list all expenses and allowances you are entitled to claim a deduction for. Under 'Non-deductible expenses', list all other expenses or normally allowable deductions that you cannot claim as a deduction (for example, all expenses related to exempt current pension income should be recorded in the 'Non-deductible expenses' column).

	DEDUCTIONS		NON-DEDUCTIBLE EXPENSES
Interest expenses within Australia	A1 \$ <input style="width: 100px;" type="text" value="7"/>		A2 \$ <input style="width: 100px;" type="text"/>
Interest expenses overseas	B1 \$ <input style="width: 100px;" type="text"/>		B2 \$ <input style="width: 100px;" type="text"/>
Capital works expenditure	D1 \$ <input style="width: 100px;" type="text"/>		D2 \$ <input style="width: 100px;" type="text"/>
Decline in value of depreciating assets	E1 \$ <input style="width: 100px;" type="text"/>		E2 \$ <input style="width: 100px;" type="text"/>
Insurance premiums – members	F1 \$ <input style="width: 100px;" type="text" value="10,485"/>		F2 \$ <input style="width: 100px;" type="text"/>
Death benefit increase	G1 \$ <input style="width: 100px;" type="text"/>		
SMSF auditor fee	H1 \$ <input style="width: 100px;" type="text" value="550"/>		H2 \$ <input style="width: 100px;" type="text"/>
Investment expenses	I1 \$ <input style="width: 100px;" type="text" value="19,565"/>		I2 \$ <input style="width: 100px;" type="text"/>
Management and administration expenses	J1 \$ <input style="width: 100px;" type="text" value="9,285"/>		J2 \$ <input style="width: 100px;" type="text"/>
Forestry managed investment scheme expense	U1 \$ <input style="width: 100px;" type="text"/>		U2 \$ <input style="width: 100px;" type="text"/>
Other amounts	L1 \$ <input style="width: 100px;" type="text" value="21,813"/>	Code <input style="width: 20px;" type="text" value="0"/>	L2 \$ <input style="width: 100px;" type="text" value="6,483"/>
Tax losses deducted	M1 \$ <input style="width: 100px;" type="text"/>		Code <input style="width: 20px;" type="text" value="0"/>
TOTAL DEDUCTIONS			TOTAL NON-DEDUCTIBLE EXPENSES
N \$ <input style="width: 100px;" type="text" value="61,705"/>			Y \$ <input style="width: 100px;" type="text" value="6,483"/>
<small>(Total A1 to M1)</small>			<small>(Total A2 to L2)</small>
#TAXABLE INCOME OR LOSS		Loss <input style="width: 20px;" type="text"/>	TOTAL SMSF EXPENSES
O \$ <input style="width: 100px;" type="text" value="60,049"/>			Z \$ <input style="width: 100px;" type="text" value="68,188"/>
<small>(TOTAL ASSESSABLE INCOME less TOTAL DEDUCTIONS)</small>			<small>(N plus Y)</small>

#This is a mandatory label.

Tax File Number Provided

Section D: Income tax calculation statement

***Important:**

Section B label **R3**, Section C label **O** and Section D labels **A, T1, J, T5** and **I** are mandatory. If you leave these labels blank, you will have specified a zero amount.

13 Calculation statement

Please refer to the *Self-managed superannuation fund annual return instructions 2018* on how to complete the calculation statement.

#Taxable income	A	\$	<input style="width: 95%;" type="text" value="60,049"/>	
<small>(an amount must be included even if it is zero)</small>				
#Tax on taxable income	T1	\$	<input style="width: 95%;" type="text" value="9,007.35"/>	
<small>(an amount must be included even if it is zero)</small>				
#Tax on no-TFN-quoted contributions	J	\$	<input style="width: 95%;" type="text" value="0.00"/>	
<small>(an amount must be included even if it is zero)</small>				
Gross tax	B	\$	<input style="width: 95%;" type="text" value="9,007.35"/>	
<small>(T1 plus J)</small>				

Foreign income tax offset	C1	\$	<input style="width: 95%;" type="text" value="306.34"/>	
Rebates and tax offsets	C2	\$	<input style="width: 95%;" type="text"/>	
Non-refundable non-carry forward tax offsets				
C \$ <input style="width: 95%;" type="text" value="306.34"/>				
<small>(C1 plus C2)</small>				

SUBTOTAL 1

T2 \$

(B less C – cannot be less than zero)

Early stage venture capital limited partnership tax offset	D1	\$	<input style="width: 95%;" type="text" value="0.00"/>	
Early stage venture capital limited partnership tax offset carried forward from previous year	D2	\$	<input style="width: 95%;" type="text" value="0.00"/>	
Early stage investor tax offset	D3	\$	<input style="width: 95%;" type="text" value="0.00"/>	
Early stage investor tax offset carried forward from previous year	D4	\$	<input style="width: 95%;" type="text" value="0.00"/>	
Non-refundable carry forward tax offsets				
D \$ <input style="width: 95%;" type="text" value="0.00"/>				
<small>(D1 plus D2 plus D3 plus D4)</small>				
SUBTOTAL 2				
T3 \$ <input style="width: 95%;" type="text" value="8,701.01"/>				
<small>(T2 less D – cannot be less than zero)</small>				

Complying fund's franking credits tax offset	E1	\$	<input style="width: 95%;" type="text" value="4,205.48"/>	
No-TFN tax offset	E2	\$	<input style="width: 95%;" type="text"/>	
National rental affordability scheme tax offset	E3	\$	<input style="width: 95%;" type="text"/>	
Exploration credit tax offset	E4	\$	<input style="width: 95%;" type="text" value="0.00"/>	
Refundable tax offsets				
E \$ <input style="width: 95%;" type="text" value="4,205.48"/>				
<small>(E1 plus E2 plus E3 plus E4)</small>				

#TAX PAYABLE T5 \$

(T3 less E – cannot be less than zero)

Section 102AAM interest charge

G \$

Fund's tax file number (TFN)

Provided

Credit for interest on early payments – amount of interest	H1 \$	<input type="text"/>
Credit for tax withheld – foreign resident withholding (excluding capital gains)	H2 \$	<input type="text"/>
Credit for tax withheld – where ABN or TFN not quoted (non-individual)	H3 \$	<input type="text"/>
Credit for TFN amounts withheld from payments from closely held trusts	H5 \$	<input type="text" value="0.00"/>
Credit for interest on no-TFN tax offset	H6 \$	<input type="text"/>
Credit for foreign resident capital gains withholding amounts	H8 \$	<input type="text" value="0.00"/>
Eligible credits		H \$ <input type="text"/>
		<i>(H1 plus H2 plus H3 plus H5 plus H6 plus H8)</i>

#Tax offset refunds (Remainder of refundable tax offsets)	I \$	<input type="text" value="0.00"/>
<i>(unused amount from label E – an amount must be included even if it is zero)</i>		

PAYG instalments raised

K \$

Supervisory levy

L \$

Supervisory levy adjustment for wound up funds

M \$

Supervisory levy adjustment for new funds

N \$

AMOUNT DUE OR REFUNDABLE A positive amount at S is what you owe, while a negative amount is refundable to you.	S \$	<input type="text" value="-5,202.47"/>
<i>(T5 plus G less H less I less K plus L less M plus N)</i>		

#This is a mandatory label.

Section E: Losses

14 Losses

! If total loss is greater than \$100,000, complete and attach a *Losses schedule 2018*.

Tax losses carried forward to later income years **U \$**

Net capital losses carried forward to later income years **V \$**

Tax File Number

Section F: **Member information**

MEMBER 1

Title: Mr Mrs Miss Ms Other

Family name

First given name Other given names

Member's TFN Date of birth Day / Month / Year

Contributions

! Refer to instructions for completing these labels.

OPENING ACCOUNT BALANCE \$

- Employer contributions **A** \$
- ABN of principal employer **A1**
- Personal contributions **B** \$
- CGT small business retirement exemption **C** \$
- CGT small business 15-year exemption amount **D** \$
- Personal injury election **E** \$
- Spouse and child contributions **F** \$
- Other third party contributions **G** \$
- Assessable foreign superannuation fund amount **I** \$
- Non-assessable foreign superannuation fund amount **J** \$
- Transfer from reserve: assessable amount **K** \$
- Transfer from reserve: non-assessable amount **L** \$
- Contributions from non-complying funds and previously non-complying funds **T** \$
- Any other contributions (including Super Co-contributions and Low Income Super Contributions) **M** \$
- TOTAL CONTRIBUTIONS N** \$

Other transactions

S1 \$	Accumulation phase account balance	<input type="text" value="686,674.39"/>
S2 \$	Retirement phase account balance - Non CDBIS	<input type="text" value="0.00"/>
S3 \$	Retirement phase account balance - CDBIS	<input type="text" value="0.00"/>
<input type="text" value="0"/>	TRIS Count	

Allocated earnings or losses	O \$	<input type="text" value="34,903.82"/>	Loss <input type="checkbox"/>
Inward rollovers and transfers	P \$	<input type="text"/>	
Outward rollovers and transfers	Q \$	<input type="text"/>	
Lump Sum payment	R1 \$	<input type="text" value="3,829.65"/>	Code <input type="text" value="G"/>
Income stream payment	R2 \$	<input type="text"/>	Code <input type="text"/>
CLOSING ACCOUNT BALANCE S \$		<input type="text" value="686,674.39"/>	
			<i>(S1 plus S2 plus S3)</i>

Accumulation phase value **X1** \$

Retirement phase value **X2** \$

Fund's tax file number (TFN)

Provided

MEMBER 2

Title: Mr Mrs Miss Ms Other

Family name
Galloway

First given name
Paula

Member's TFN
See the Privacy note in the Declaration. Provided

Date of birth Day: 18 / Month: 04 / Year: 1964

Contributions

Refer to instructions for completing these labels.

OPENING ACCOUNT BALANCE \$ 985,801.35

Employer contributions **A** \$ 5,861.52

ABN of principal employer **A1**

Personal contributions **B** \$

CGT small business retirement exemption **C** \$

CGT small business 15-year exemption amount **D** \$

Personal injury election **E** \$

Spouse and child contributions **F** \$

Other third party contributions **G** \$

Assessable foreign superannuation fund amount **I** \$

Non-assessable foreign superannuation fund amount **J** \$

Transfer from reserve: assessable amount **K** \$

Transfer from reserve: non-assessable amount **L** \$

Contributions from non-complying funds and previously non-complying funds **T** \$

Any other contributions (including Super Co-contributions and Low Income Super Contributions) **M** \$

TOTAL CONTRIBUTIONS N \$ 5,861.52

Other transactions

Allocated earnings or losses **O** \$ 58,457.26

Loss

S1 \$ Accumulation phase account balance 1,050,120.13

Inward rollovers and transfers **P** \$

S2 \$ Retirement phase account balance - Non CDBIS 0.00

Outward rollovers and transfers **Q** \$

S3 \$ Retirement phase account balance - CDBIS 0.00

Lump Sum payment **R1** \$

Income stream payment **R2** \$

Code

Code

0 TRIS Count

CLOSING ACCOUNT BALANCE S \$ 1,050,120.13
(S1 plus S2 plus S3)

Accumulation phase value **X1** \$

Retirement phase value **X2** \$

Tax File Number Provided

Section H: Assets and liabilities

15 ASSETS

15a Australian managed investments

Listed trusts	A	\$ 72,915
Unlisted trusts	B	\$ 80,817
Insurance policy	C	\$
Other managed investments	D	\$ 55,131

15b Australian direct investments

Cash and term deposits	E	\$ 69,673
Limited recourse borrowing arrangements	Debt securities	F \$
	Loans	G \$
Australian residential real property		
J1 \$ 	Listed shares	H \$ 284,413
Australian non-residential real property		
J2 \$ 	Unlisted shares	I \$
Overseas real property		
J3 \$ 	Limited recourse borrowing arrangements	J \$
Australian shares		
J4 \$ 	Non-residential real property	K \$ 1,237,500
Overseas shares		
J5 \$ 	Residential real property	L \$
Other		
J6 \$ 	Collectables and personal use assets	M \$
	Other assets	O \$ 8,717

15c Overseas direct investments

Overseas shares	P	\$
Overseas non-residential real property	Q	\$
Overseas residential real property	R	\$
Overseas managed investments	S	\$
Other overseas assets	T	\$
TOTAL AUSTRALIAN AND OVERSEAS ASSETS		U \$ 1,809,166
		(Sum of labels A to T)

15d In-house assets

Did the fund have a loan to, lease to or investment in, related parties (known as in-house assets) at the end of the income year? **A** No Yes **\$**

15e Limited recourse borrowing arrangements

If the fund had an LRBA were the LRBA borrowings from a licensed financial institution? **A** No Yes

Did the members or related parties of the fund use personal guarantees or other security for the LRBA? **B** No Yes

Tax File Number

16 LIABILITIES

Borrowings for limited recourse borrowing arrangements V1 \$ <input style="width: 150px;" type="text"/>		Permissible temporary borrowings V2 \$ <input style="width: 150px;" type="text"/>		Other borrowings V3 \$ <input style="width: 150px;" type="text"/>		Borrowings V \$ <input style="width: 150px;" type="text"/>	
Total member closing account balances (total of all CLOSING ACCOUNT BALANCE s from Sections F and G) W \$ <input style="width: 150px;" type="text" value="1,736,793"/>							
Reserve accounts X \$ <input style="width: 150px;" type="text"/>							
Other liabilities Y \$ <input style="width: 150px;" type="text" value="72,373"/>							
TOTAL LIABILITIES Z \$ <input style="width: 150px;" type="text" value="1,809,166"/>							

Section I: Taxation of financial arrangements

17 Taxation of financial arrangements (TOFA)

Total TOFA gains **H \$**

Total TOFA losses **I \$**

Section J: Other information

Family trust election status

If the trust or fund has made, or is making, a family trust election, write the four-digit **income year specified** of the election (for example, for the 2017–18 income year, write **2018**). **A**

If revoking or varying a family trust election, print **R** for revoke or print **V** for variation, and complete and attach the *Family trust election, revocation or variation 2018*. **B**

Interposed entity election status

If the trust or fund has an existing election, write the earliest income year specified. If the trust or fund is making one or more elections this year, write the earliest income year being specified and complete an *Interposed entity election or revocation 2018* for each election. **C**

If revoking an interposed entity election, print **R**, and complete and attach the *Interposed entity election or revocation 2018*. **D**

Tax File Number **Section K: Declarations**

 Penalties may be imposed for false or misleading information in addition to penalties relating to any tax shortfalls.

Important

Before making this declaration check to ensure that all income has been disclosed and the annual return, all attached schedules and any additional documents are true and correct in every detail. If you leave labels blank, you will have specified a zero amount or the label was not applicable to you. If you are in doubt about any aspect of the annual return, place all the facts before the ATO.

Privacy

The ATO is authorised by the *Taxation Administration Act 1953* to request the provision of tax file numbers (TFNs). We will use the TFN to identify the entity in our records. It is not an offence not to provide the TFN. However if you do not provide the TFN, the processing of this form may be delayed.

Taxation law authorises the ATO to collect information and disclose it to other government agencies. For information about your privacy go to ato.gov.au/privacy

TRUSTEE'S OR DIRECTOR'S DECLARATION:

I declare that current trustees and directors have authorised this annual return and it is documented as such in the SMSF's records. I have received the audit report and I am aware of any matters raised. I declare that the information on this annual return, including any attached schedules and additional documentation is true and correct. I also authorise the ATO to make any tax refunds to the nominated bank account (if applicable).

Authorised trustee's, director's or public officer's signature

Date / /

Preferred trustee or director contact details:

Title: Mr Mrs Miss Ms Other

Family name

First given name

Other given names

Phone number

Email address

Non-individual trustee name (if applicable)

ABN of non-individual trustee

Time taken to prepare and complete this annual return Hrs



The Commissioner of Taxation, as Registrar of the Australian Business Register, may use the ABN and business details which you provide on this annual return to maintain the integrity of the register. For further information, refer to the instructions.

TAX AGENT'S DECLARATION:

I declare that the *Self-managed superannuation fund annual return 2018* has been prepared in accordance with information provided by the trustees, that the trustees have given me a declaration stating that the information provided to me is true and correct, and that the trustees have authorised me to lodge this annual return.

Tax agent's signature

Date / /

Tax agent's contact details

Title: Mr Mrs Miss Ms Other

Family name

First given name

Other given names

Tax agent's practice

Tax agent's phone number

Reference number

Tax agent number



Postal address for annual returns: **Australian Taxation Office, GPO Box 9845, IN YOUR CAPITAL CITY**

Capital gains tax (CGT) schedule

2018

When completing this form

- Print clearly, using a black or dark blue pen only.
- Use BLOCK LETTERS and print one character in each box.

S M I T H S T

- Do not use correction fluid or covering stickers.
- Sign next to any corrections with your **full signature** (not initials).

- Use in conjunction with company, trust, fund income tax return or the self-managed superannuation fund annual return.
- Refer to the *Guide to capital gains tax 2018* available on our website at ato.gov.au for instructions on how to complete this schedule.

Tax file number (TFN)

- !** We are authorised by law to request your TFN. You do not have to quote your TFN. However, if you don't it could increase the chance of delay or error in processing your form.

Australian business number (ABN)

Taxpayer's name

The Ross Galloway Superannuation Fund

1 Current year capital gains and capital losses

	Capital gain		Capital loss
Shares in companies listed on an Australian securities exchange	A \$ <input type="text" value="33,649"/>	K \$	<input type="text" value="13,392"/>
Other shares	B \$ <input type="text"/>	L \$	<input type="text"/>
Units in unit trusts listed on an Australian securities exchange	C \$ <input type="text"/>	M \$	<input type="text"/>
Other units	D \$ <input type="text" value="799"/>	N \$	<input type="text"/>
Real estate situated in Australia	E \$ <input type="text"/>	O \$	<input type="text"/>
Other real estate	F \$ <input type="text"/>	P \$	<input type="text"/>
Amount of capital gains from a trust (including a managed fund)	G \$ <input type="text" value="1,457"/>		
Collectables	H \$ <input type="text"/>	Q \$	<input type="text"/>
Other CGT assets and any other CGT events	I \$ <input type="text"/>	R \$	<input type="text"/>
Amount of capital gain previously deferred under transitional CGT relief for superannuation funds	S \$ <input type="text" value="0"/>		
Total current year capital gains	J \$ <input type="text" value="35,905"/>		

Add the amounts at labels **K** to **R** and write the total in item 2 label **A** – **Total current year capital losses**.

Tax File Number **2 Capital losses**Total current year capital losses **A \$** Total current year capital losses applied **B \$** Total prior year net capital losses applied **C \$** Total capital losses transferred in applied
(only for transfers involving a foreign bank branch or
permanent establishment of a foreign financial entity) **D \$** Total capital losses applied **E \$** Add amounts at **B**, **C** and **D**.**3 Unapplied net capital losses carried forward**Net capital losses from collectables carried forward to later income years **A \$** Other net capital losses carried forward to later income years **B \$** Add amounts at **A** and **B** and transfer the total
to label **V – Net capital losses carried forward
to later income years** on your tax return.**4 CGT discount**Total CGT discount applied **A \$** **5 CGT concessions for small business**Small business active asset reduction **A \$** Small business retirement exemption **B \$** Small business rollover **C \$** Total small business concessions applied **D \$** **6 Net capital gain**Net capital gain **A \$** **1J less 2E less 4A less 5D** (cannot be less than
zero). Transfer the amount at **A** to label **A – Net
capital gain** on your tax return.

Tax File Number

7 Earnout arrangements

Are you a party to an earnout arrangement? **A** Yes, as a buyer Yes, as a seller No
 (Print in the appropriate box.)

! If you are a party to more than one earnout arrangement, copy and attach a separate sheet to this schedule providing the details requested here for each additional earnout arrangement.

How many years does the earnout arrangement run for? **B**

What year of that arrangement are you in? **C**

If you are the seller, what is the total estimated capital proceeds from the earnout arrangement? **D** \$

Amount of any capital gain or loss you made under your non-qualifying arrangement in the income year. **E** \$ / ^{LOSS}

! **Request for amendment**

If you received or provided a financial benefit under a look-through earnout right created in an earlier income year and you wish to seek an amendment to that earlier income year, complete the following:

Income year earnout right created **F**

Amended net capital gain or capital losses carried forward **G** \$ / ^{LOSS}

8 Other CGT information required (if applicable)

Small business 15 year exemption – exempt capital gains **A** \$ / ^{CODE}

Capital gains disregarded by a foreign resident **B** \$

Capital gains disregarded as a result of a scrip for scrip rollover **C** \$

Capital gains disregarded as a result of an inter-company asset rollover **D** \$

Capital gains disregarded by a demerging entity **E** \$

Tax File Number

Taxpayer's declaration

! If the schedule is not lodged with the income tax return you are required to sign and date the schedule.

Important

Before making this declaration check to ensure that all the information required has been provided on this form and any attachments to this form, and that the information provided is true and correct in every detail. If you are in doubt about any aspect of the tax return, place all the facts before the ATO. The income tax law imposes heavy penalties for false or misleading statements.

Privacy

Taxation law authorises the ATO to collect information and disclose it to other government agencies. This includes personal information of the person authorised to sign the declaration. For information about your privacy go to ato.gov.au/privacy

I declare that the information on this form is true and correct.

Signature

Date

Day	Month	Year
<input type="text"/>	<input type="text"/>	<input type="text"/>

Contact name

Daytime contact number (include area code)

Losses schedule

2018

Companies and trusts that do not join consolidated groups should complete and attach this schedule to their 2018 tax return.
Superannuation funds should complete and attach this schedule to their 2018 tax return.

Print neatly in BLOCK LETTERS with a black or blue ballpoint pen only. Print one letter or number in each box. Do not use correction fluid or tape.

Place in all applicable boxes.

Refer to *Losses schedule instructions 2018*, available on our website ato.gov.au for instructions on how to complete this schedule.

Tax file number (TFN)

Provided

Name of entity

The Ross Galloway Superannuation Fund

Australian business number

Part A – Losses carried forward to the 2018–19 income year – excludes film losses

1 Tax losses carried forward to later income years

Year of loss	
2017–18	B <input type="text"/>
2016–17	C <input type="text"/>
2015–16	D <input type="text"/>
2014–15	E <input type="text"/>
2013–14	F <input type="text"/>
2012–13 and earlier income years	G <input type="text"/>
Total	U <input type="text"/>

Transfer the amount at U to the **Tax losses carried forward to later income years** label on your tax return.

2 Net capital losses carried forward to later income years

Year of loss	
2017–18	H <input type="text"/>
2016–17	I <input type="text"/>
2015–16	J <input type="text"/>
2014–15	K <input type="text"/>
2013–14	L <input type="text"/>
2012–13 and earlier income years	M <input type="text"/>
Total	V <input type="text"/>

Transfer the amount at V to the **Net capital losses carried forward to later income years** label on your tax return.

Tax File Number **Part B – Ownership and business continuity test** – company and listed widely held trust only

Complete item 3 of **Part B** if a loss is being carried forward to later income years and the business continuity test has to be satisfied in relation to that loss.

Do not complete items 1 or 2 of **Part B** if, in the 2017–18 income year, no loss has been claimed as a deduction, applied against a net capital gain or, in the case of companies, losses have not been transferred in or out.

1 Whether continuity of majority ownership test passed

Note: If the entity has deducted, applied, transferred in or transferred out (as applicable) in the 2017–18 income year a loss incurred in any of the listed years, print **X** in the **Yes** or **No** box to indicate whether the entity has satisfied the continuity of majority ownership test in respect of that loss.

Year of loss		Yes	No
2017–18	A	<input type="checkbox"/>	<input type="checkbox"/>
2016–17	B	<input type="checkbox"/>	<input type="checkbox"/>
2015–16	C	<input type="checkbox"/>	<input type="checkbox"/>
2014–15	D	<input type="checkbox"/>	<input type="checkbox"/>
2013–14	E	<input type="checkbox"/>	<input type="checkbox"/>
2012–13 and earlier income years	F	<input type="checkbox"/>	<input type="checkbox"/>

2 Amount of losses deducted/applied for which the continuity of majority ownership test is not passed but the business continuity test is satisfied – excludes film lossesTax losses **G** Net capital losses **H** **3 Losses carried forward for which the business continuity test must be satisfied before they can be deducted/applied in later years** – excludes film lossesTax losses **I** Net capital losses **J** **4 Do current year loss provisions apply?**

Is the company required to calculate its taxable income or tax loss for the year under Subdivision 165-B or its net capital gain or net capital loss for the year under Subdivision 165-CB of the *Income Tax Assessment Act 1997* (ITAA 1997)?

K Yes No **Part C – Unrealised losses** – company only

Note: These questions relate to the operation of Subdivision 165-CC of ITAA 1997.

Has a changeover time occurred in relation to the company after 1.00pm by legal time in the Australian Capital Territory on 11 November 1999?

L Yes No

If you printed **X** in the **No** box at **L**, do not complete **M**, **N** or **O**.

At the changeover time did the company satisfy the maximum net asset value test under section 152-15 of ITAA 1997?

M Yes No

If you printed **X** in the **No** box at **M**, has the company determined it had an unrealised net loss at the changeover time?

N Yes No

If you printed **X** in the **Yes** box at **N**, what was the amount of unrealised net loss calculated under section 165-115E of ITAA 1997?

O

Tax File Number **Part D – Life insurance companies**Complying superannuation class tax losses carried forward to later income years **P** Complying superannuation net capital losses carried forward to later income years **Q** **Part E – Controlled foreign company losses**Current year CFC losses **M** CFC losses deducted **N** CFC losses carried forward **O** **Part F – Tax losses reconciliation statement**Balance of tax losses brought forward from the prior income year **A** **ADD** Uplift of tax losses of designated infrastructure project entities **B** **SUBTRACT** Net forgiven amount of debt **C** **ADD** Tax loss incurred (if any) during current year **D** **ADD** Tax loss amount from conversion of excess franking offsets **E** **SUBTRACT** Net exempt income **F** **SUBTRACT** Tax losses forgone **G** **SUBTRACT** Tax losses deducted **H** **SUBTRACT** Tax losses transferred out under Subdivision 170-A
(only for transfers involving a foreign bank branch or a PE of a foreign financial entity) **I** Total tax losses carried forward to later income years **J**

Tax File Number

If the schedule is not lodged with the income tax return you are required to sign and date the schedule.

Important

Before making this declaration check to ensure that all the information required has been provided on this form and any attachments to this form, and that the information provided is true and correct in every detail. If you are in doubt about any aspect of the tax return, place all the facts before the ATO. The income tax law imposes heavy penalties for false or misleading statements.

Privacy

Taxation law authorises the ATO to collect information and disclose it to other government agencies. This includes personal information of the person authorised to sign the declaration. For information about your privacy go to ato.gov.au/privacy

Taxpayer's declaration

I declare that the information on this form is true and correct.

Signature

Date / /

Contact person

Daytime contact number (include area code)



Tax Agent Portal

User ID PCHQN7s

14 Aug 2018 09:33:48 (EST)

Current client

THE TRUSTEE FOR THE ROSS GALLOWAY SUPERANNUATION FUND

TFN

44912691

ABN

42220320262

Represented by

MCA (QLD) ACCOUNTANTS PTY LTD

Account name

THE TRUSTEE FOR THE ROSS GALLOWAY SUPERANNUATION F

Number

44912691/00551

Description

Income Tax Account

Itemised account - by Tax Office processed date

Transactions processed by the Tax Office during the period:

From 1 July 2017 To 30 June 2018

Process date	Effective date	Transaction description	Debit amount	Credit amount	Balance
01 Jul 2017		OPENING BALANCE			\$0.00
12 Jan 2018	02 Jul 2018	Tax return Self Man Superfund - Income Tax for the period from 01 Jul 16 to 30 Jun 17	\$6,846.90		\$6,846.90
06 Apr 2018	05 Apr 2018	Payment received		\$5,995.65	\$851.25
30 Jun 2018	30 Jun 2018	CLOSING BALANCE	\$0.00		\$851.25



Tax Agent Portal

User ID PCHQN7s

14 Aug 2018 09:34:49 (EST)

Current client	TFN	ABN
THE TRUSTEE FOR THE ROSS GALLOWAY SUPERANNUATION FUND	44912691	42220320262
Represented by		
MCA (QLD) ACCOUNTANTS PTY LTD		
Account name	Number	Description
THE TRUSTEE FOR THE ROSS GALLOWAY SUPERANNUATION F	42220320262	Integrated Client Account

Itemised account - by Tax Office processed date

Opening balance	\$5,000.00	CR
Closing balance	\$0.00	
Estimated general interest charge	\$0.00	
Total payable if paid on	14	August
	2018	\$0.00

Transactions processed by the Tax Office during the period:

From 1 July 2017 To 14 August 2018

Process date	Effective date	Transaction description	Debit amount	Credit amount	Balance
01 Jul 2017		Opening balance			\$5,000.00 CR
17 Jul 2017	14 Jul 2017	Payment received		\$747.00	\$5,747.00 CR
30 Jul 2017		Self assessed amount(s) for the period ended 30 Jun 17	\$0.00		
	28 Jul 2017	- pay as you go income tax instalment	\$747.00		\$5,000.00 CR
21 Aug 2017	24 Aug 2017	EFT refund	\$5,000.00		\$0.00
10 Oct 2017	09 Oct 2017	Payment received		\$762.00	\$762.00 CR
05 Nov 2017		Self assessed amount(s) for the period ended 30 Sep 17	\$0.00		
	30 Oct 2017	- pay as you go income tax instalment	\$762.00		\$0.00
23 Nov 2017	22 Nov 2017	Payment received		\$389.00	\$389.00 CR
04 Mar 2018		Self assessed amount(s) for the period ended 31 Dec 17	\$0.00		
	28 Feb 2018	- pay as you go income tax instalment	\$762.00		\$373.00
09 Mar 2018	08 Mar 2018	Payment received		\$762.00	\$389.00 CR
24 Mar 2018	23 Mar 2018	General interest charge calculated from 24 Feb 18 to 23 Mar 18	\$0.71		\$388.29 CR
24 Mar 2018	24 Mar 2018	Remission of general interest charge		\$0.71	\$389.00 CR
06 May 2018		Self assessed amount(s) for the period ended 31 Mar 18	\$0.00		
	30 Apr 2018	- pay as you go income tax instalment	\$5,944.00		\$5,555.00
25 May 2018	24 May 2018	Payment received		\$5,555.00	\$0.00
26 May 2018	25 May 2018	General interest charge calculated from 28 Apr 18 to 25 May 18	\$32.13		\$32.13
26 May 2018	26 May 2018	Remission of general interest charge		\$32.13	\$0.00
17 Jul 2018	16 Jul 2018	Payment received		\$2,489.00	\$2,489.00 CR
05 Aug 2018		Self assessed amount(s) for the period ended 30 Jun 18	\$0.00		
	30 Jul 2018	- pay as you go income tax instalment	\$2,489.00		\$0.00
14 Aug 2018		Closing balance			\$0.00



Tax Agent Portal

PAYG Instalments report 2018

Tax Agent 25454874
Last Updated 11/08/2018

TFN	Client Name	Quarter 1 (\$)	Quarter 2 (\$)	Quarter 3 (\$)	Quarter 4 (\$)	Total Instalment (\$)
44912691	THE TRUSTEE FOR THE ROSS GALLOWAY SUPERANNUATION FUND	762.00	762.00	5,944.00	2,489.00	9,957.00

Total No of Clients: 1



Australian Government
Australian Taxation Office

Agent name: MCA (QLD)
ACCOUNTANTS PTY LTD

Client name: THE TRUSTEE FOR THE
ROSS GALLOWAY SUPERANNUATION
FUND

ABN: 42220320262

Activity statement

Account	Activity statement – 001 – THE TRUSTEE FOR THE ROSS GALLOWAY SUPERANNUATION FUND
Period	Jul 2017 – Sep 2017
Document ID	35051280373
Date Lodged	30 October 2017
Payment due	30 October 2017
Receipt ID	Unavailable

PAYG income tax instalment

Label	Description	Reported Value	Owed to ATO	Owed by ATO
5A	Owed to ATO		\$762.00	
5B	Owed by ATO			\$0.00
T4	Reason for variation			
T7	Instalment amount	\$762.00 Based on the notional tax \$ 2,931.42 from the 2016 assessment.		
T8	Estimated tax for year	\$0.00		
T9	Varied amount payable for quarter	\$0.00 T9 is an ATO estimate only		

Amount owing to ATO

\$762.00

BPAY®

Biller code	75556
Reference number	422203202628360

Telephone & Internet Banking – BPAY®

® Registered to BPAY Pty Ltd, ABN 69 079 137 518

Contact your financial institution to make this payment from your cheque or savings account. For more information see www.bpay.com.au.



Australian Government
Australian Taxation Office

Agent name: MCA (QLD)
ACCOUNTANTS PTY LTD

Client name: THE TRUSTEE FOR THE
ROSS GALLOWAY SUPERANNUATION
FUND

ABN: 42220320262

Activity statement

Account	Activity statement – 001 – THE TRUSTEE FOR THE ROSS GALLOWAY SUPERANNUATION FUND
Period	Oct 2017 – Dec 2017
Document ID	35087167795
Date Lodged	28 February 2018
Payment due	28 February 2018
Receipt ID	Unavailable

PAYG income tax instalment

Label	Description	Reported Value	Owed to ATO	Owed by ATO
5A	Owed to ATO		\$762.00	
5B	Owed by ATO			\$0.00
T4	Reason for variation			
T7	Instalment amount	\$762.00 Based on the notional tax \$ 2,931.42 from the 2016 assessment.		
T8	Estimated tax for year	\$0.00		
T9	Varied amount payable for quarter	\$0.00 T9 is an ATO estimate only		

Amount owing to ATO

\$762.00

BPAY®

Biller code	75556
Reference number	422203202628360

Telephone & Internet Banking – BPAY®

® Registered to BPAY Pty Ltd, ABN 69 079 137 518

Contact your financial institution to make this payment from your cheque or savings account. For more information see www.bpay.com.au.



Australian Government
Australian Taxation Office

Agent name: MCA (QLD)
ACCOUNTANTS PTY LTD

Client name: THE TRUSTEE FOR THE
ROSS GALLOWAY SUPERANNUATION
FUND

ABN: 42220320262

Activity statement

Account	Activity statement – 001 – THE TRUSTEE FOR THE ROSS GALLOWAY SUPERANNUATION FUND
Period	Jan 2018 – Mar 2018
Document ID	35122226289
Date Lodged	30 April 2018
Payment due	30 April 2018
Receipt ID	Unavailable

PAYG income tax instalment

Label	Description	Reported Value	Owed to ATO	Owed by ATO
5A	Owed to ATO		\$5,944.00	
5B	Owed by ATO			\$0.00
T4	Reason for variation			
T7	Instalment amount	\$5,944.00 Based on the notional tax \$ 9,575.90 from the 2017 assessment.		
T8	Estimated tax for year	\$0.00		
T9	Varied amount payable for quarter	\$0.00 T9 is an ATO estimate only		

Amount owing to ATO

\$5,944.00

BPAY®

Biller code	75556
Reference number	422203202628360

Telephone & Internet Banking – BPAY®

® Registered to BPAY Pty Ltd, ABN 69 079 137 518

Contact your financial institution to make this payment from your cheque or savings account. For more information see www.bpay.com.au.



Australian Government
Australian Taxation Office

Agent name: MCA (QLD)
ACCOUNTANTS PTY LTD

Client name: THE TRUSTEE FOR THE
ROSS GALLOWAY SUPERANNUATION
FUND

ABN: 42220320262

Activity statement

Account	Activity statement – 001 – THE TRUSTEE FOR THE ROSS GALLOWAY SUPERANNUATION FUND
Period	Apr 2018 – Jun 2018
Document ID	35157392084
Date Lodged	30 July 2018
Payment due	30 July 2018
Receipt ID	Unavailable

PAYG income tax instalment

Label	Description	Reported Value	Owed to ATO	Owed by ATO
5A	Owed to ATO		\$2,489.00	
5B	Owed by ATO			\$0.00
T4	Reason for variation			
T7	Instalment amount	\$2,489.00 Based on the notional tax \$ 9,575.90 from the 2017 assessment.		
T8	Estimated tax for year	\$0.00		
T9	Varied amount payable for quarter	\$0.00 T9 is an ATO estimate only		

Amount owing to ATO

\$2,489.00

BPAY®

Biller code	75556
Reference number	422203202628360

Telephone & Internet Banking – BPAY®

® Registered to BPAY Pty Ltd, ABN 69 079 137 518

Contact your financial institution to make this payment from your cheque or savings account. For more information see www.bpay.com.au.

The Ross Galloway Superannuation Fund

Deferred Tax Reconciliation

For The Period 01 July 2017 - 30 June 2018

Investment Code	Investment Name	Revaluation/Tax Deferred	Permanent Difference (Non-Assessable)	Temporary Difference (Assessable)	Temporary Difference (Accumulation Portion)
Revaluations					
SYD.AX1	Sydney Airport - Units Fully Paid Stapled Securities Us Prohibited	140.00	46.67	93.33	93.33
\$.T0056	Blue Sky Cove Property Group 2 Rector Street Trust	(3,339.93)	(1,113.31)	(2,226.62)	(2,226.62)
TCH.AX	Touchcorp Limited - Ordinary Fully Paid	1,615.75	538.58	1,077.17	1,077.17
ETL0490AU	L1 Capital Long Short Fund D Class	(1,784.38)	(594.79)	(1,189.59)	(1,189.59)
ELO.AX	Elmo Software Limited	(1,800.00)	(599.99)	(1,200.01)	(1,200.01)
WBC.AX	Westpac Banking Corporation	(1,070.12)	(356.71)	(713.41)	(713.41)
BLG.AX	Bluglass Limited	(1,324.26)	(441.42)	(882.84)	(882.84)
ALL.AX	Aristocrat Leisure Limited	2,793.90	931.30	1,862.60	1,862.60
PL8O.AX	Plato Income Maximiser Limited.	(100.00)	(33.33)	(66.67)	(66.67)
ANZ.AX	ANZ - Australia and New Zealand Banking Group Limited	(455.04)	(151.68)	(303.36)	(303.36)
CSL.AX	CSL Limited	5,459.00	1,819.67	3,639.33	3,639.33
BHP.AX	BHP Billiton Limited	6,696.90	2,232.30	4,464.60	4,464.60
AFY.AX	Afterpay Holdings Limited - Ordinary Fully Paid	(1,416.78)	(472.26)	(944.52)	(944.52)
\$.T0041	Blue Sky VC 2012 Fund LP	(281.00)	(93.67)	(187.33)	(187.33)
WES.AX	Wesfarmers Limited	2,577.96	859.32	1,718.64	1,718.64
PL8.AX	Plato Income Maximiser Limited.	50.00	16.67	33.33	33.33
ETL0172AU	Mfs Concentrated Glbl Equ Tr (Ins)	1,116.57	372.19	744.38	744.38
HSO.AX	Healthscope Limited.	2,880.75	960.25	1,920.50	1,920.50
\$.T0048	Blue Sky Private Equity Vinomofu Fund	(1,217.00)	(405.67)	(811.33)	(811.33)
VVR.AX1	Viva Energy Reit - Stapled Securities	(110.00)	(36.67)	(73.33)	(73.33)

The Ross Galloway Superannuation Fund

Deferred Tax Reconciliation

For The Period 01 July 2017 - 30 June 2018

Investment Code	Investment Name	Revaluation/Tax Deferred	Permanent Difference (Non-Assessable)	Temporary Difference (Assessable)	Temporary Difference (Accumulation Portion)
SIV.AX	SIV - Silver Chef Limited - Ordinary Fully Paid	3,881.18	1,293.73	2,587.45	2,587.45
NAB.AX	NAB - National Australia Bank Limited	(745.56)	(248.52)	(497.04)	(497.04)
PLS.AX	Pilbara Minerals Limited	(5,854.75)	(1,951.58)	(3,903.17)	(3,903.17)
CBA.AX	Commonwealth Bank of Australia. - Ordinary Fully Paid	(3,170.86)	(1,056.95)	(2,113.91)	(2,113.91)
MGG.AX	Magellan Global Trust	4,000.00	1,333.34	2,666.66	2,666.66
BSP7976AU	Blue Sky Priv Eq Sunfresh Fund	7,108.70	2,369.57	4,739.13	4,739.13
ISU.AX	ISU- Iselect Limited. - Ordinary Fully Paid	(5,040.15)	(1,680.05)	(3,360.10)	(3,360.10)
\$.T0018	Blue Sky Private Equity Retirement Village Fund	1,248.00	416.00	832.00	832.00
CVT.AX	CVT- Covata Limited - Ordinary Fully Paid	5,539.29	1,846.43	3,692.86	3,692.86
IVV.AX	Ishares S&p 500 Etf - Chess Depository Interests 1:1 Ishs&p500	3,653.62	1,217.87	2,435.75	2,435.75
SUN.AX	SUN - Suncorp-Metway Limited. - Ordinary Fully Paid	(2,343.60)	(781.20)	(1,562.40)	(1,562.40)
ZNT.AX	Zenitas Healthcare Limited- Ordinary Fully Paid	168.75	56.25	112.50	112.50
MGE	MGE- Magellan Global Equities Fund (Managed Fund) - Managed Fund Units Fully	3,563.25	1,187.75	2,375.50	2,375.50
LSF.AX	L1 Long Short Fund Limited	(780.00)	(260.00)	(520.00)	(520.00)
APT.AX	Afterpay Touch Group Limited	26,507.54	8,835.85	17,671.69	17,671.69
SEK.AX	Seek Limited	3,307.50	1,102.50	2,205.00	2,205.00
SGR.AX	The Star Entertainment Group Limited	(210.00)	(70.00)	(140.00)	(140.00)
		51,265.23	17,088.44	34,176.79	34,176.79
Tax Deferred Distributions					
BSP7976AU	Blue Sky Priv Eq Sunfresh Fund	512.71	0.00	512.71	512.71
ETL0490AU	L1 Capital Long Short Fund D Class	1.93	0.00	1.93	1.93

The Ross Galloway Superannuation Fund

Deferred Tax Reconciliation

For The Period 01 July 2017 - 30 June 2018

Investment Code	Investment Name	Revaluation/Tax Deferred	Permanent Difference (Non-Assessable)	Temporary Difference (Assessable)	Temporary Difference (Accumulation Portion)
MGG.AX	Magellan Global Trust	97.80	0.00	97.80	97.80
SYD.AX1	Sydney Airport - Units Fully Paid Stapled Securities Us Prohibited	0.85	0.00	0.85	0.85
VVR.AX1	Viva Energy Reit - Stapled Securities	235.44	0.00	235.44	235.44
		848.73	0.00	848.73	848.73
Total		52,113.96	17,088.44	35,025.52	35,025.52
Deferred Tax Liability (Asset) Summary					
Opening Balance		67,119.29			
Current Year Transactions		5,253.83			
Current Year Capital Loss		0.00			
Current Year Tax Loss		0.00			
Deferred Tax WriteBacks/Adjustment		0.00			
Capital Loss carried forward recouped		0.00			
Tax Loss carried forward recouped		0.00			
Closing Balance		72,373.12			

Fund: Ross Galloway Superannuation Fund

Prepared by: BO

Reviewed by: CC

26/10/1

Year: 30 June 2018

Date: 23.10.2018

Date:

8

Annual Return Checklist

	Y	N	N/A
SECTION A			
PRIOR YEAR TAX RETURN CONSIDERATIONS			
Has last year's tax reconciliation been checked for reversing timing differences (e.g. accruals and prepayments)?	<input checked="" type="checkbox"/>	<input type="checkbox"/>	<input type="checkbox"/>
Has last year's tax reconciliation been checked for recurring timing differences that may need to be considered in the current year?	<input checked="" type="checkbox"/>	<input type="checkbox"/>	<input type="checkbox"/>
Has last year's tax reconciliation been checked for losses carried forward to the current year?	<input type="checkbox"/>	<input type="checkbox"/>	<input checked="" type="checkbox"/>
SMSF INFORMATION			
Have you checked the name and contact details of the auditor of the SMSF including their SMSF auditor number (SAN) at Item 6? Tony Boys SAN 100014140 Marjon Muizer SAN 100015012	<input checked="" type="checkbox"/>	<input type="checkbox"/>	<input type="checkbox"/>
STATEMENT OF FINANCIAL POSITION (BALANCE SHEET)			
Have all balance sheet items been reviewed from a tax perspective and adjustments made where required (e.g. prepayments, deferred income etc.)?	<input checked="" type="checkbox"/>	<input type="checkbox"/>	<input type="checkbox"/>
Have all movements in provisions been appropriately adjusted?	<input checked="" type="checkbox"/>	<input type="checkbox"/>	<input type="checkbox"/>
Has the sundry creditors account been reviewed for non-deductible expenses and assessable income (e.g. provisions, accruals and unearned income)?	<input type="checkbox"/>	<input type="checkbox"/>	<input checked="" type="checkbox"/>
Has the sundry debtors account been reviewed for prepayments and accrued income (e.g. interest receivable)?	<input checked="" type="checkbox"/>	<input type="checkbox"/>	<input type="checkbox"/>
STATEMENT OF FINANCIAL PERFORMANCE (PROFIT AND LOSS)			
Have expense items been reviewed for non-deductible amounts?	<input checked="" type="checkbox"/>	<input type="checkbox"/>	<input type="checkbox"/>
Have penalties (excluding General Interest Charge (GIC)) paid to the ATO been treated as non-deductible and interest received from the ATO brought to account as assessable income?	<input type="checkbox"/>	<input type="checkbox"/>	<input checked="" type="checkbox"/>
Has the entity derived income which is exempt from tax (e.g. member non-concessional contributions or non-taxable roll-overs)? If so, is there an adjustment in the reconciliation statement?	<input type="checkbox"/>	<input type="checkbox"/>	<input checked="" type="checkbox"/>
Are there any non-deductible accrued audit fees? (<i>Income Tax Ruling IT2625</i>)	<input type="checkbox"/>	<input type="checkbox"/>	<input checked="" type="checkbox"/>
If accrued audit fees were adjusted last year has this adjustment been reversed where appropriate?	<input type="checkbox"/>	<input type="checkbox"/>	<input checked="" type="checkbox"/>
Are management fees/consultancy fees paid to related entities commercially realistic (i.e. arm's length) and supported by appropriate documentation?	<input type="checkbox"/>	<input type="checkbox"/>	<input checked="" type="checkbox"/>

Fund: Ross Galloway Superannuation Fund

Prepared by: BO

Reviewed by: CC

26/10/18

Year: 30 June 2018

Date: 23.10.2018

Date:

	Y	N	N/A
SECTION B: FUND INCOME			
CAPITAL GAINS			
Did the fund have a Capital Gains Tax (CGT) event(s) during the year? If so, the amount of the net capital gain should be shown at Label A.	<input checked="" type="checkbox"/>	<input type="checkbox"/>	<input type="checkbox"/>
Has the fund checked for eligibility of the one third of capital gain discount in accordance with Division 115 of the <i>Income Tax Assessment Act (1997)</i> ?	<input checked="" type="checkbox"/>	<input type="checkbox"/>	<input type="checkbox"/>
Have you reviewed the capital gains tax calculation for correctness?	<input checked="" type="checkbox"/>	<input type="checkbox"/>	<input type="checkbox"/>
RENT, LEASING AND HIRING INCOME			
Has the gross rental income and other leasing/hiring income received by the fund from Australian sources been included as assessable income for the year? If so, return that amount Label B.	<input checked="" type="checkbox"/>	<input type="checkbox"/>	<input type="checkbox"/>
INTEREST			
Has all gross interest income received during the financial year from investments from Australian sources been included as assessable income for the year? If so, return that amount at Label C.	<input checked="" type="checkbox"/>	<input type="checkbox"/>	<input type="checkbox"/>
DIVIDENDS			
Have all dividends received from Australian public companies, and all imputation credits received, been included in assessable income for the year?	<input checked="" type="checkbox"/>	<input type="checkbox"/>	<input type="checkbox"/>
Has the 45 day holding period rule been considered (or 90 day rule for preference share dividends)?	<input checked="" type="checkbox"/>	<input type="checkbox"/>	<input type="checkbox"/>
Has the fund received any private company dividends during the year?	<input type="checkbox"/>	<input checked="" type="checkbox"/>	<input type="checkbox"/>
If so, has an opinion been formed that it would be reasonable not to treat the private company dividends as being non-arm's length income for tax purposes? If so, the amount of any franked dividend, unfranked dividend or franking credit should be respectively disclosed at Labels K, J and L. Refer to section 295-550 of the <i>Income Tax Assessment Act (1997)</i> and <i>Taxation ruling TR2006/7</i> .	<input type="checkbox"/>	<input type="checkbox"/>	<input checked="" type="checkbox"/>
If the private company dividend is regarded as non-arm's length income, has the amount of grossed-up dividend, net of related expenses, been included at Label U in section B of the return? A tax rate of 45% is imposed.	<input type="checkbox"/>	<input type="checkbox"/>	<input checked="" type="checkbox"/>
GROSS FOREIGN INCOME			
Did the und derive any foreign source assessable income during the year? If so, the gross amount of this income should be shown at Label D1.	<input checked="" type="checkbox"/>	<input type="checkbox"/>	<input type="checkbox"/>
Check to ensure that any foreign income included at Label D1 for the year has been grossed up for any foreign tax offset and included as assessable income?	<input checked="" type="checkbox"/>	<input type="checkbox"/>	<input type="checkbox"/>
Are credits available for such foreign taxes actually paid?	<input checked="" type="checkbox"/>	<input type="checkbox"/>	<input type="checkbox"/>

Fund: Ross Galloway Superannuation Fund

Prepared by: BO

Reviewed by: CC

Year: 30 June 2018

Date: 23.10.2018

Date: 26/10/18

	Y	N	N/A
NET FOREIGN INCOME			
Did the fund incur any foreign source losses in the year (other than CGT losses) and/or deductible expenses to the extent to which they relate to assessable foreign income? If so such an amount should be applied against the gross foreign income. The resulting foreign source income or loss should be disclosed at label D.	<input type="checkbox"/>	<input type="checkbox"/>	<input checked="" type="checkbox"/>
EMPLOYER CONTRIBUTIONS			
Have the gross amount of all employer contributions (including those made under effective salary sacrifice arrangements) been included as assessable income for the year? If so, disclose that amount at Label R1.	<input checked="" type="checkbox"/>	<input type="checkbox"/>	<input type="checkbox"/>
Have all employer contributions included as assessable income been received by the fund as at the end of the year?	<input checked="" type="checkbox"/>	<input type="checkbox"/>	<input type="checkbox"/>
PERSONAL CONTRIBUTIONS			
Where the fund receives personal superannuation contributions from a member, has the trustee received a written notice from a member under section 290-170 of the <i>Income Tax Assessment Act (1997)</i> stating the member's intention to claim a deduction for their contributions by the time that the fund lodges its annual return for the year? Has the fund also issued an acknowledgement that such a notice has been received by that time? Both of these conditions must be met before a deduction will be available for the personal superannuation contributions.	<input type="checkbox"/>	<input type="checkbox"/>	<input checked="" type="checkbox"/>
PARTNERSHIP DISTRIBUTIONS			
Has the gross amount of the fund's share of distributions received from a partnership been included as assessable income for the year? (All distributions of partnership income or loss should be disclosed at Label I other than the fund's share of a capital gain which should be disclosed at Label A and partnership income which is non-arm's-length income which should be shown at Label U).	<input type="checkbox"/>	<input type="checkbox"/>	<input checked="" type="checkbox"/>
TRUST DISTRIBUTIONS			
Has the amount of the fund's share of net income received from a trust been included as assessable income for the year?	<input checked="" type="checkbox"/>	<input type="checkbox"/>	<input type="checkbox"/>
Has the fund received distributions from discretionary trusts?	<input type="checkbox"/>	<input type="checkbox"/>	<input checked="" type="checkbox"/>
If it does constitute non-arm's length income has the amount (net of related expenses) been included at Label U of section B? (A tax rate of 45% is imposed).	<input type="checkbox"/>	<input type="checkbox"/>	<input checked="" type="checkbox"/>
Has the fund received distributions from a fixed trust in which the fund obtained its investment as part of a non-arm's length arrangement? (If the distribution received exceeds what might otherwise have been expected had the parties been dealing with each other at arm's length it will be regarded as non-arm's length income subject to tax at 45%. Such an amount should be disclosed at Lave U2 of Item 11 of the return).	<input type="checkbox"/>	<input type="checkbox"/>	<input checked="" type="checkbox"/>
EXEMPT CURRENT PENSION INCOME			
Did the fund pay retirement phase superannuation income stream benefits (e.g. pensions) to a member during the year? If so, the fund's income may be wholly or partly exempt under the ECPI rules.	<input type="checkbox"/>	<input type="checkbox"/>	<input checked="" type="checkbox"/>
Has the exempt current pension income been calculated according the actuarial certificate's percentage and included in Label Y of the return?	<input type="checkbox"/>	<input type="checkbox"/>	<input checked="" type="checkbox"/>

Fund: Ross Galloway Superannuation Fund

Prepared by: BO

Reviewed by: CC

26/10/18

Year: 30 June 2018

Date: 23.10.2018

Date: _____

	Y	N	N/A
SECTION C: DEDUCTIONS AND NON-DEDUCTIBLE EXPENSES			
GENERAL			
If the fund derived both assessable and exempt income, have deductions been apportioned, as appropriate, in accordance with <i>Taxation Ruling TR 93/17</i> ?	<input checked="" type="checkbox"/>	<input type="checkbox"/>	<input type="checkbox"/>
INTEREST			
Has the fund claimed a deduction for interest expense on funds borrowed to the extent that they were applied for the purpose of earning assessable income? Australian sources disclose at Label A and overseas sources disclose at Label B.	<input type="checkbox"/>	<input checked="" type="checkbox"/>	<input type="checkbox"/>
As superannuation funds are generally prohibited from borrowing money, does the borrowing come under one the following exceptions? That is: <ul style="list-style-type: none"> • 90 day borrowing to make payment to a member • seven day borrowing to cover settlement of securities transactions • limited recourse borrowing arrangement for the SMSF to purchase a single acquirable asset and the rights of the lender is limited to that asset. 	<input type="checkbox"/>	<input type="checkbox"/>	<input checked="" type="checkbox"/>
CAPITAL WORKS DEDUCTIONS			
Has the fund claimed a building allowance write-off for capital expenditure incurred on capital works under Division 43 of the <i>Income Tax Assessment Act (1997)</i> to the extent that such capital works were used to earn assessable income during the year? If so, disclose at Label D.	<input type="checkbox"/>	<input type="checkbox"/>	<input checked="" type="checkbox"/>
Has the correct rate of write-off been used?	<input type="checkbox"/>	<input type="checkbox"/>	<input checked="" type="checkbox"/>
DEDUCTIONS FOR DECLINE IN VALUE OF DEPRECIATION ASSETS			
Has the fund claimed a deduction for the decline in value of its depreciating assets to the extent that such depreciating assets were used to earn assessable income? If so, disclose at Label E.	<input type="checkbox"/>	<input type="checkbox"/>	<input checked="" type="checkbox"/>
Have the correct depreciation rates been used? (<i>Taxation Ruling TR 2017/2</i>)	<input type="checkbox"/>	<input type="checkbox"/>	<input checked="" type="checkbox"/>
DEATH AND DISABILITY PREMIUMS			
Does the fund have a 'whole of life' insurance policy for death and disability cover?	<input type="checkbox"/>	<input checked="" type="checkbox"/>	<input type="checkbox"/>
If so, has the fund claimed a deduction for 30% of the premium paid?	<input type="checkbox"/>	<input type="checkbox"/>	<input checked="" type="checkbox"/>
Does the fund have an endowment policy for death and disability cover?	<input type="checkbox"/>	<input type="checkbox"/>	<input checked="" type="checkbox"/>
If so, has the fund claimed a deduction for 10% of the premium paid?	<input type="checkbox"/>	<input type="checkbox"/>	<input checked="" type="checkbox"/>
Does the fund have other insurance policies that provide death or disability superannuation benefits?	<input type="checkbox"/>	<input type="checkbox"/>	<input checked="" type="checkbox"/>
If so, is any deduction claimed required to be supported by an actuary's certificate?	<input type="checkbox"/>	<input type="checkbox"/>	<input checked="" type="checkbox"/>
INVESTMENT EXPENSES			
Have all relevant investment expenses been claimed to the extent they relate to the derivation of assessable income during the year? Such expenses include investment advice fees, actuarial fees, accounting fees and certain legal costs. Such amounts should be disclosed at Label I.	<input checked="" type="checkbox"/>	<input type="checkbox"/>	<input type="checkbox"/>

Fund: Ross Galloway Superannuation Fund

Prepared by: BO

Reviewed by: CC

Year: 30 June 2018

Date: 23.10.2018

Date:

26/10/18

	Y	N	N/A
TAX LOSSES DEDUCTED			
Is the fund claiming a tax loss from an earlier year? Note the fund's tax losses brought forward must be first deducted against the amount of any net exempt income.	<input type="checkbox"/>	<input type="checkbox"/>	<input checked="" type="checkbox"/>
SECTION D: INCOME TAX CALCULATION STATEMENT			
Have all foreign income tax offsets claimable been included as a non-refundable tax offset?	<input checked="" type="checkbox"/>	<input type="checkbox"/>	<input type="checkbox"/>
Is the fund entitled to claim an early stage investor tax offset for the year or does the fund have an amount of unused tax offset carried forward?	<input type="checkbox"/>	<input type="checkbox"/>	<input checked="" type="checkbox"/>
Have all franking credits tax offsets claimable by the fund been included as a refundable tax offset?	<input checked="" type="checkbox"/>	<input type="checkbox"/>	<input type="checkbox"/>
Have all PAYG instalments paid during the year been included as a credit at Label K?	<input checked="" type="checkbox"/>	<input type="checkbox"/>	<input type="checkbox"/>
Did the fund pay the Supervisory Levy of \$259? Was there a Supervisory Levy adjustment upon the winding up of the fund or a Supervisory Levy adjustment because it is a new fund?	<input checked="" type="checkbox"/>	<input type="checkbox"/>	<input type="checkbox"/>
SECTION E: LOSSES			
Does the fund have tax losses or capital losses available to carry forward to later years? If so, it must complete a Losses Schedule if the amount of its unused revenue or unused capital losses is greater than \$100,000.	<input type="checkbox"/>	<input type="checkbox"/>	<input checked="" type="checkbox"/>
SECTION I: TAXATION OF FINANCIAL ARRANGEMENTS (TOFA)			
Have you considered the application of the Taxation of Financial Arrangements (TOFA) rules to the SMSF, and whether there has been a TOFA gain or loss? (Note the TOFA rules only apply to a SMSF with the value of the SMSFs assets of \$100 million or more of the SMSF has elected to have the TOFA rules apply to it).	<input type="checkbox"/>	<input type="checkbox"/>	<input checked="" type="checkbox"/>
SECTION J: OTHER INFORMATION			
Have the trustees of the SMSF made, revoking or varying a family trust election?	<input type="checkbox"/>	<input type="checkbox"/>	<input checked="" type="checkbox"/>
Have the trustees of the SMSF made or revoking an interposed entity election?	<input type="checkbox"/>	<input type="checkbox"/>	<input checked="" type="checkbox"/>
ADMINISTRATION AND SUBSTANTIATION			
Do you have all bank statements on hand?	<input checked="" type="checkbox"/>	<input type="checkbox"/>	<input type="checkbox"/>

Fund: Ross Galloway Superannuation Fund

Prepared by: BO

Reviewed by: CC

Year: 30 June 2018

Date: 23.10.2018

Date: 26/10/18

FINANCIAL STATEMENT CHECKLIST

Item	Done	Ref
ACCOUNTS		A
1. Ensure all figures used in accounts are referenced either to work done, or noted that figure is accepted and on what basis.	<input checked="" type="checkbox"/>	
2. Ensure the financial statements are reporting using market value.	<input checked="" type="checkbox"/>	
3. Ensure prior year figures agree to prior year final signed and audited accounts.	<input checked="" type="checkbox"/>	
4. Ensure accounts balance.	<input checked="" type="checkbox"/>	
5. Ensure all related party transactions have been disclosed.	<input checked="" type="checkbox"/>	
CASH AT BANK		B
1. Ensure all bank statements are available for review.	<input checked="" type="checkbox"/>	
2. Vouch ownership of the bank accounts from the bank statement to the Fund.	<input checked="" type="checkbox"/>	
3. Agree balance confirmed to reconciliation performed.	<input checked="" type="checkbox"/>	
4. Ensure that the bank account did not go into overdraft during the year (if into overdraft note the cause and time period).	<input checked="" type="checkbox"/>	
ACCOUNTS RECEIVABLE		C
1. Agree receivable to supporting documentation, for nature and taken up correctly.	<input checked="" type="checkbox"/>	
2. If the receivable amount is from a related party, ensure the amount taken up reflects normal commercial terms.	<input checked="" type="checkbox"/>	
3. Agree receivable to subsequent receipt.	<input checked="" type="checkbox"/>	
4. Vouch prior year receivable as received during the year, or else re-accrue or adjust against income/expense item.	<input checked="" type="checkbox"/>	
5. If amount not received, evaluate the recoverability of receivable.	<input type="checkbox"/>	N/A
INVESTMENTS		D / E
1. Sight original certificates and confirm correct ownership. Ensure the investment is held in the name of the fund and is held separate from assets of the trustee, employers and related parties.	<input checked="" type="checkbox"/>	
2. Agree the value of the investment held at year end with quoted market prices.	<input checked="" type="checkbox"/>	
3. Ensure the investment is in accordance with the fund's investment strategy.	<input checked="" type="checkbox"/>	
4. Agree applications and redemptions of investments to investment statement and bank.	<input checked="" type="checkbox"/>	
5. Units in Unlisted Unit trusts		
(5A) Confirm Fund's holding in the unit trust. Ensure that the revenue belongs to the Fund.	<input checked="" type="checkbox"/>	
(5B) Reconcile funds holding of units to unit trust register and unit trust certificates.	<input checked="" type="checkbox"/>	
(5C) Review copies of unit trust financial statements and ensure the unit trust assets have been valued at Market Value.	<input checked="" type="checkbox"/>	
6. Loans to Associated Entities (in house loans)	N/A	
(6A) Sight original loan agreement.	<input type="checkbox"/>	

Fund: Ross Galloway Superannuation Fund

Prepared by: BO

Reviewed by: CC

26/10/18

Year: 30 June 2018

Date: 23.10.2018

Date:

Item	Done	Ref
(6B) Ensure that loan agreement is on normal commercial terms (i.e. includes loan term, interest rates, penalty rates if loan is in default, the parties to the loan etc).	<input type="checkbox"/>	
(6C) Agree the value of the investment held at year end with loan repayment schedule.	<input type="checkbox"/>	
(6D) Confirm that the investment is in the name of the trustee and that the documentation clearly identifies that the investment is an asset of the fund.	<input type="checkbox"/>	
(6E) Is the loan within the allowable 5% limit permitted for in-house assets? If no, a written plan in accordance with section 82 of the SIS Act is required.	<input type="checkbox"/>	
7. Real Estate Properties		
(7A) Complete property searches or view the original titles for all real estate investments owned by the fund.	<input checked="" type="checkbox"/>	
(7B) Ensure that each property is owned by the trustee and is correctly and appropriately recorded as an investment of the fund. This may involve viewing a declaration of trust or similar documentation.	<input checked="" type="checkbox"/>	
(7C) Check that there are no registered encumbrances, or if so, the related liabilities are correctly reflected in the financial statements and are permitted by the SIS Act and Regs.	<input checked="" type="checkbox"/>	N/A
(7D) Assess the valuation of the property to determine if appropriate – property valuer, trustee valuation, online service provider, real estate agent.	<input checked="" type="checkbox"/>	
(7E) Consider the lease term and rental amount to determine if conditions are on commercial basis (market rental).	<input checked="" type="checkbox"/>	
AMOUNTS OWING TO OTHER PERSONS		G
Limited Recourse Borrowing Arrangements	N/A	
1. Confirm limited recourse nature of the borrowing directly with the lender e.g. sight full loan agreement.	<input type="checkbox"/>	
2. Is there a security (bare/custodian) trust deed in place?	<input type="checkbox"/>	
3. Is the asset under the LRBA purchased in the name of the trustee of the security trustee (NOT the trustee of the superannuation fund)?	<input type="checkbox"/>	
4. Has the property under the LRBA had improvements? If the improvements result in the asset becoming a different asset, the SIS Act will have been breached.	<input type="checkbox"/>	
SUNDRY CREDITORS	N/A	F
1. Ensure there was no borrowings or debts in contravention of the SIS Act or Regulations.	<input type="checkbox"/>	
2. Vouch payment of liability subsequent to year end.	<input type="checkbox"/>	
INCOME		M
1. Review statements to ensure no TFN tax withheld, and if so ensure treated correctly (i.e. to be treated as rebateable credit in the tax return).	<input checked="" type="checkbox"/>	
2. Ensure any foreign tax credits are treated correctly (lesser of actual foreign credit or 15% foreign income).	<input checked="" type="checkbox"/>	
3. For any foreign income received, ensure amount is recorded in \$AUD and that if foreign currency transactions occur, that they are converted at the appropriate currency rates and accounted for correctly.	<input type="checkbox"/>	N/A

Fund: Ross Galloway Superannuation Fund

Prepared by: BO

Reviewed by: CC

Year: 30 June 2018

Date: 23.10.2018

Date: 26/10/18

Item	Done	Ref
Distributions Received		
4. Review investment statements from fund managers to ensure all distributions recognised.	<input checked="" type="checkbox"/>	
5. Ensure any discounted capital gains (as part of distribution) have been treated correctly for a fund (i.e. 1/3 discount no 50% discount).	<input checked="" type="checkbox"/>	
6. Ensure any deferred tax, tax free, tax exempt etc. components have been treated correctly.	<input checked="" type="checkbox"/>	
Partnership Distributions Received		
7. Review Partnership Agreement to ensure income is distributed accordingly.	<input type="checkbox"/>	
8. Review Partnership accounts to confirm distribution.	<input type="checkbox"/>	
9. Review Partnership in tax return.	<input type="checkbox"/>	
Dividends Received		
10. Review dividend statements or published rates or registry details and ensure franked amount, unfranked amount and franking credit components have been treated correctly.	<input checked="" type="checkbox"/>	
11. Ensure for any private companies – satisfied dividends are treated appropriately for NALI purposes.	<input type="checkbox"/>	N/A
Interest Received		
12. If SMSF derives interest income from loans – ensure interest in accordance with loan agreement and loan is not with a related party.	<input type="checkbox"/>	
Rent Received		
13. Review rental agreement or statement from real estate agent to ensure all rental income recognised.	<input checked="" type="checkbox"/>	
14. Ensure all income is recognised per the bank statement or that income has been accrued as receivable.	<input checked="" type="checkbox"/>	
15. Vouch rental payments to lease agreements to ensure correct rental amount is being charged (ensure to include any annual rent increases).	<input checked="" type="checkbox"/>	
16. Does the Fund's turnover (i.e. rental from commercial properties) require the Fund to be GST registered?	<input checked="" type="checkbox"/>	SOL -1/7/18 N/A
ACCOUNTING GAINS/LOSSES		
1. Review calculation of the movement in net market value to ensure performed correctly.	<input checked="" type="checkbox"/>	
2. Ensure change in MV calc only includes unit linked investments and not interest bearing investments.	<input checked="" type="checkbox"/>	
3. Ensure any tax deferred amounts from managed funds are adjusted against the cost base.	<input checked="" type="checkbox"/>	
4. Ensure that if investment held for less than 12 months, that any capital gain is not discounted.	<input checked="" type="checkbox"/>	
5. Ensure any losses are offset against any capital gains prior to any discounts being applied.	<input checked="" type="checkbox"/>	
6. (6A) Was the CGT Relief applied at 30/06/2017?	<input type="checkbox"/>	N/A

Fund: Ross Galloway Superannuation Fund

Prepared by: BO

Reviewed by: CC

26/10/18

Year: 30 June 2018

Date: 23.10.2018

Date:

Item	Done	Ref
(6B) If Yes, was the gain deferred?	<input type="checkbox"/>	
(6C) If Yes, has the deferred gain been applied with the sale of the asset (parcel of shares)?	<input type="checkbox"/>	
CONTRIBUTIONS		K
1. Obtain listing of Contributions received and dissect by Member, Member Deemed, Award and employer, noting the dates of receipt.	<input checked="" type="checkbox"/>	
2. Ensure that if there are in-specie contributions, that the amount is at market value and the asset is permitted to be transferred to the fund in accordance with SIS Section 66.	<input type="checkbox"/>	N/A
3. Are there any members over 65? If so have they worked at least 40 hours in a 30 day consecutive period (i.e. work test declaration).	<input type="checkbox"/>	N/A
Concessional Contributions		
4. Confirm the contributions received with the sponsoring employer (i.e. confirmation letter).	<input checked="" type="checkbox"/>	
5. If the Fund is employing a contribution reserve – ensure the appropriate ATO form NAT 74851 is on file.	<input type="checkbox"/>	N/A
Employer Concessional Contributions		
6. Confirm contributions received with expected contributions from SuperStream messages.	<input checked="" type="checkbox"/>	N/A- related
7. Ensure contributions are in accordance with the superannuation guarantee rates.	<input checked="" type="checkbox"/>	
8. Are there any members over 75? Are the contributions employer mandated and in line with SGC?	<input type="checkbox"/>	N/A
Personal Concessional Contributions	N/A	
9. Are the members claiming a deduction for personal contributions? If so ensure there is a signed section 290-170 Notice of Intention to deduct form on file.	<input type="checkbox"/>	
10. Confirm the S290-170 notice signed and dated prior to lodgement of the personal return or the end of the financial year after the contribution was made.	<input type="checkbox"/>	
11. Ensure the fund has acknowledged the S290-170 notice.	<input type="checkbox"/>	
Non-Concessional Contributions	N/A	
12. Has the member elected to use the three year averaging provisions? If so, is the member less than 65 years of age?	<input type="checkbox"/>	
13. Is the member's TSB greater than \$1.6M? If Yes, the contribution cannot be accepted.	<input type="checkbox"/>	
(13A) Is the member's balance between \$1.4M-\$1.6M – as reduced bring forward amounts are available.	<input type="checkbox"/>	
14. Is the contribution a permissible downsizing contribution?	<input type="checkbox"/>	
15. Small Business CGT Contributions	N/A	
(15A) Ensure that if the Small Business CGT election has been used that the notice has been received by the fund.	<input type="checkbox"/>	
(15B) Was the payment made to the member within 2 years of the CGT event?		

Fund: Ross Galloway Superannuation Fund

Prepared by: BO

Reviewed by: CC

26/10/18

Year: 30 June 2018

Date: 23.10.2018

Date:

Item	Done	Ref
(15C) Was the payment contribution made within 30 days of the receipt by the member?	<input type="checkbox"/>	
ROLLOVERS/TRANSFERS IN	N/A	J
1. Have preserved and unpreserved components remained the same from the rollover fund?	<input type="checkbox"/>	
EXCESS CONTRIBUTIONS TAX	N/A	J
1. Check contribution tax assessment notice issued by ATO to ensure that penalty tax is calculated correctly.	<input type="checkbox"/>	
Excess Concessional Contributions		
2. Ensure the amount elected per the release authority is the amount released by the fund and treated as non-taxable.	<input type="checkbox"/>	
Excess Non-Concessional Contributions		
3. Was the amount of funds released at least one of the following: <ul style="list-style-type: none"> The amount of excess non-concessional contributions tax stated in the release authority form. The amount the member nominated The total value of the member's superannuation balance in the fund (excluding any defined benefit interest). 	<input type="checkbox"/>	
PENSIONS PAID	N/A	L
1. If first year of pension, sight Trustee minute confirming member's request for pension, and Trustee acknowledgment and agreement to pay.	<input type="checkbox"/>	
2. Account Based Pension		
(2A) Ensure members have been advised of the minimum and maximum pension limits for the year.	<input type="checkbox"/>	
(2B) Ensure the pension has been paid at least annually and within minimum and maximum limits set.	<input type="checkbox"/>	
(2C) Is the member in receipt of a non-commutable (transition to retirement) pensions?	<input type="checkbox"/>	
(2D) If yes, ensure the member did not withdraw more than 10% of their account balance. (If member is not receiving a non-commutable (transition to retirement) pension, their maximum pension is their remaining account balance).	<input type="checkbox"/>	
(2E) If pension commenced after 1 July 2007, calculate the tax free proportion. Ensure this proportion is applied to any pension payments (particularly less than 60 years of age).	<input type="checkbox"/>	
3. Account Based Pension taking a Lump Sum		
(3A) Did the member make a request in accordance with ITAR 995-1.03 for their pension to be treated as a lump sum prior to the first?	<input type="checkbox"/>	
(3B) Does the member have an Unrestricted Non Preserved Component? If yes, can be treated as a lump sum?	<input type="checkbox"/>	
(3C) Is the member under age 60?	<input type="checkbox"/>	
(3D) If yes, has a PAYG lump sum payment summary been prepared?	<input type="checkbox"/>	

Fund: Ross Galloway Superannuation Fund

Prepared by: BO

Reviewed by: CC

Year: 30 June 2018

Date: 23.10.2018

Date: 26/10/18

Item	Done	Ref
4. Transfer Balance Account Reporting		
(4A) If pension commenced during the year, has the appropriate TBAR reporting been completed in the required timeframe?	<input type="checkbox"/>	N/A
(4B) If any commutation of an income stream – has the appropriate TBAR reporting been completed in the required timeframe?	<input type="checkbox"/>	N/A
(4C) If member was in receipt of a TRIS – has the member notified the Trustee when they have satisfied a condition of release?	<input type="checkbox"/>	N/A
(4D) Has the appropriate TBAR reporting been completed?	<input type="checkbox"/>	N/A
Benefits Paid	N/A	
5. For any death or disability benefits, ensure that corresponding Group Life recovery is booked (where applicable).	<input type="checkbox"/>	
6. If death benefit paid — sight death certificate.	<input type="checkbox"/>	
EXPENSES		N
1. Ensure that if expenses are paid by employer or member on behalf of the Fund that the expenses are either reimbursed to the member/employer, or the amounts are treated as a concessional or non-concessional contribution.	<input checked="" type="checkbox"/>	
GST	N/A	
2. A) No GST claim for: <ul style="list-style-type: none"> a. Fees for general legal advice b. Fees for the preparation of a tax return or BAS c. Audit fees d. Residential property expenses, such as insurance, agent fees etc. B) Reduced GST can be claimed for: <ul style="list-style-type: none"> a. Actuarial fees b. Administration fees c. Investment management fees and charges 	<input type="checkbox"/>	
Borrowing	N/A	
3. If there is a limited recourse borrowing arrangement in place, ensure that no expenses for the improvement of the asset. Repairs and maintenance expenses are permitted.	<input type="checkbox"/>	
Life Insurance		
4. If fund pays insurance for members, ensure policy is registered in the name of the trustee.	<input checked="" type="checkbox"/>	
5. Does the insurance policy have a TPD component? NOTE: TPD policy is for 'any occupation', premiums are 100% tax deductible. TPD policy is for 'own occupation', premiums are 67% tax deductible. TPD policy is for 'own occupation' and is also bundled with death cover, premiums are 80% tax deductible.	<input type="checkbox"/>	N/A

Fund: Ross Galloway Superannuation Fund

Prepared by: BO

Reviewed by: CC

Year: 30 June 2018

Date: 23.10.2018

Date: 26/10/18

Item	Done	Ref
Division 293 Tax		
6. If member has elected to have the superannuation fund pay the ATO directly, ensure the amount released by the fund is treated as non-taxable.	<input checked="" type="checkbox"/>	
TAXATION		A6
1. Have the small business CGT exemptions been utilised? If yes, ensure amount rolled into fund is not counted towards the non-concessional limit and amount does not exceed the CGT cap.	<input type="checkbox"/>	N/A
2. Ensure franking credits from dividends have been taken up correctly and that fund has held the share for the required period to qualify for the franking credit.	<input checked="" type="checkbox"/>	
3. Ensure foreign credits are taken up correctly, noting that the foreign tax credits allowed to be claimed is the lesser of the credit or 15% of the foreign income.	<input checked="" type="checkbox"/>	
4. Ensure income from assets used to pay pension is not assessable and an actuarial certificate has been obtained to apportion the income where assets are not segregated. Ensure the non-assessable pension income proportion has been correctly applied to income, but no taxable contributions.	<input type="checkbox"/>	N/A
5. If fund has exempt current pension income, ensure expenses are apportioned between deductible and non-deductible expenses.	<input type="checkbox"/>	N/A
6. Ensure that tax has been calculated for ordinary income at 15%, unless the fund has received a notice advising it is non-complying for taxation purposes.	<input checked="" type="checkbox"/>	
7. Confirm that PAYG instalments and TFN credits paid by the fund during the period have been correctly identified and applied against the current tax liability.	Y	
MEMBER BALANCES		J
1. Review member statements as follows:		
(1A) Ensure opening balance correct and accuracy of all calculations (do add check, review of interest calc and tax calc, ensure admin.expenses and insurance premiums are correctly apportioned between member accounts).	Y	
(1B) Review employer and member contributions to individual member accounts.	Y	
(1C) Ensure any Concessional, Non-Concessional and Gov Co-contributions correctly recorded.	Y	

Carry Forward – Shareholding Confirmation

Share type:	Wilsons X0047091683 - Old Hin		
Holder number:	4007		
Postcode:			
Registry:			
Confirmed holding in name of S/Fund			

Fund: Ross Galloway Superannuation Fund

Prepared by: BO

Reviewed by: CC

26/10/18

Year: 30 June 2018

Date: 23.10.2018

Date:

COMPLIANCE CHECKLIST

SIS Ref		N/A	Yes	No	Comments
Planning					
s 17A	Does the fund comply with SMSF rules: <ul style="list-style-type: none"> Single member – trustee is a company with 1 director who must also be the member 2-4 members – trustee is a company where all members are directors OR trustees are individuals where all members are trustees 	<input type="checkbox"/>	<input checked="" type="checkbox"/>	<input type="checkbox"/>	
s 19	Has the fund elected to be a 'regulated fund' with the Tax Office (check on the Tax Office website)?	<input type="checkbox"/>	<input checked="" type="checkbox"/>	<input type="checkbox"/>	A15
s 106	Did the Trustee become aware of an event that would have significant adverse event?	<input checked="" type="checkbox"/>	<input type="checkbox"/>	<input type="checkbox"/>	
s 103	Has the Trustee kept minutes and retained them for at least 10 years?	<input type="checkbox"/>	<input checked="" type="checkbox"/>	<input type="checkbox"/>	A16
s 35B, 35D	Has the fund kept appropriate accounting records for at least 5 years?	<input type="checkbox"/>	<input checked="" type="checkbox"/>	<input type="checkbox"/>	A4
s 126K	Have you ensured the individual Trustees or directors of the corporate trustee are not disqualified persons (check trustee representation letter)?	<input type="checkbox"/>	<input checked="" type="checkbox"/>	<input type="checkbox"/>	A9
s 62	Have you reviewed the Trust Deed to ensure the fund is maintained for the 'sole' purpose of providing benefits to fund members on retirement or dependents on death of members? Review the following: <ul style="list-style-type: none"> Trust deed Character and purpose of the fund's investments – do not provide financial assistance, is not running a business, are not made available for private use. Benefit payments to ensure no preserved benefits are paid before a condition of release is met 	<input type="checkbox"/>	<input checked="" type="checkbox"/>	<input type="checkbox"/>	A14
s 52B(2)(d)	Has money and assets of the fund been kept separate to money and assets of the Trustee personally (check assets are in the name of the fund)?	<input type="checkbox"/>	<input checked="" type="checkbox"/>	<input type="checkbox"/>	
s 52B(2)(e)	Has the Trustee entered into a contract which would prevent or hinder the Trustee from properly performing the Trustee's functions and powers?	<input checked="" type="checkbox"/>	<input type="checkbox"/>	<input type="checkbox"/>	

Fund: Ross Galloway Superannuation Fund

Prepared by: BO

Reviewed by: CC

26/10/18

Year: 30 June 2018

Date: 23.10.2018

Date:

SIS Ref		N/A	Yes	No	Comments
Investments					
Reg 4.09	Does the investment strategy consider: <ul style="list-style-type: none"> Risks involved and the expected returns Investment objectives Liquidity of the investment Cash flow requirements of the fund Diversification Ability of the Fund to discharge liabilities 	<input type="checkbox"/>	<input checked="" type="checkbox"/>	<input type="checkbox"/>	A13
Loans to Members					
s 65	Did the fund loan money to, or provide financial assistance to a member or relative of a member of the fund?	<input checked="" type="checkbox"/>	<input type="checkbox"/>	<input type="checkbox"/>	
	If so, is there a loan agreement in place and is the loan on normal commercial terms (interest charged, nominated period, default interest)?	<input checked="" type="checkbox"/>	<input type="checkbox"/>	<input type="checkbox"/>	
Arms length					
s 109	Were all transactions completed on a commercial basis?	<input type="checkbox"/>	<input checked="" type="checkbox"/>	<input type="checkbox"/>	
	Have you ensured any non-arms length purchases or sales of assets were completed at market value?	<input checked="" type="checkbox"/>	<input type="checkbox"/>	<input type="checkbox"/>	
	Have you ensured any non-arm's length lease arrangements have written contracts?	<input checked="" type="checkbox"/>	<input type="checkbox"/>	<input type="checkbox"/>	
	Have you ensure any non-arm's length lease arrangements have been entered into and maintained on commercial terms?	<input checked="" type="checkbox"/>	<input type="checkbox"/>	<input type="checkbox"/>	
	Have you ensured any non-arm's length loan arrangements have written contracts and a repayment schedule?	<input checked="" type="checkbox"/>	<input type="checkbox"/>	<input type="checkbox"/>	
	Have you ensured the terms, repayments and interest rates for any non-arm's length loan arrangements have been entered into and maintained on commercial terms?	<input checked="" type="checkbox"/>	<input type="checkbox"/>	<input type="checkbox"/>	
	Have you ensured the realisation of any investments, shares issued and units allocated for any transactions with non-arm's length entities were at market value?	<input checked="" type="checkbox"/>	<input type="checkbox"/>	<input type="checkbox"/>	
Borrowings					
s 67	Did the Fund carry any borrowings during the year?	<input type="checkbox"/>	<input type="checkbox"/>	<input checked="" type="checkbox"/>	
	Was the borrowing for the purpose of covering settlement of securities transactions as listed in s67(3)(a) (not exceeding 7 days and 10% of the value of the fund assets).	<input checked="" type="checkbox"/>	<input type="checkbox"/>	<input type="checkbox"/>	
s 67(2)	Was the borrowing for the purpose of benefit payments (not exceeding 90 days and 10% of the value of fund assets)?	<input checked="" type="checkbox"/>	<input type="checkbox"/>	<input type="checkbox"/>	
s 67(2A)	Was the borrowing for the purpose of paying surcharge or an advance instalment (not exceeding 90 days and 10% of the value of fund assets)?	<input checked="" type="checkbox"/>	<input type="checkbox"/>	<input type="checkbox"/>	

Fund: Ross Galloway Superannuation Fund

Prepared by: BO

Reviewed by: CC

Year: 30 June 2018

Date: 23.10.2018

Date: 26/10/18

SIS Ref		N/A	Yes	No	Comments
s 67(4A)	Was the borrowing for the purpose of acquiring an instalment warrant:	<input checked="" type="checkbox"/>	<input type="checkbox"/>	<input type="checkbox"/>	
	Does the Trust Deed all for the fund to borrow?	<input checked="" type="checkbox"/>	<input type="checkbox"/>	<input type="checkbox"/>	
	Has a bare trust (custodian, security or holding trust) been created for the asset?	<input checked="" type="checkbox"/>	<input type="checkbox"/>	<input type="checkbox"/>	
	Was a declaration of trust prepared when the asset was acquired?	<input checked="" type="checkbox"/>	<input type="checkbox"/>	<input type="checkbox"/>	
	Is there a loan agreement in place between the lender and the fund (can be a related party, must be on commercial terms).	<input checked="" type="checkbox"/>	<input type="checkbox"/>	<input type="checkbox"/>	
	Have trustee minutes been put to place acknowledging that the instalment warrant conditions have been complied with?	<input checked="" type="checkbox"/>	<input type="checkbox"/>	<input type="checkbox"/>	
	Is the asset acquired under the instalment warrant a permitted asset that the fund is able to acquire?	<input checked="" type="checkbox"/>	<input type="checkbox"/>	<input type="checkbox"/>	
	Acquisition of Assets From Members				
s 66	Did the fund acquire any assets from a related party of the fund – listed securities and business real property must be acquire at market value.	<input checked="" type="checkbox"/>	<input type="checkbox"/>	<input type="checkbox"/>	
	In-house assets (IHAs)				
	NOTE: Funds can purchase an in-house asset as long as it is acquired at market value and the acquisition of the asset would not exceed the allowable in-house asset level of the Fund (5% market value ratio).				
s 85	Have you ensured the Trustee has not entered into a scheme that would result in an artificial reduction of the market value ratio of the fund's in-house assets and the artificial reduction would avoid application of the in-house rules?	<input checked="" type="checkbox"/>	<input type="checkbox"/>	<input type="checkbox"/>	
	Have you ensured the fund did not re-invest earnings on in-house assets?	<input checked="" type="checkbox"/>	<input type="checkbox"/>	<input type="checkbox"/>	
	Have you ensured the fund did not make any additional investments into a related unit trust?	<input checked="" type="checkbox"/>	<input type="checkbox"/>	<input type="checkbox"/>	
	Liens security				
Reg 13.14	Have you ensured the Trustee has NOT used fund assets for the purpose of security (other than as described in R.13.15)?	<input checked="" type="checkbox"/>	<input type="checkbox"/>	<input type="checkbox"/>	
Reg 13.15	If the Trustee has provided a charge over the assets of the fund, is this in accordance with the limited circumstances described in R13.15?	<input checked="" type="checkbox"/>	<input type="checkbox"/>	<input type="checkbox"/>	
	Risk Management Statements				
Reg 13.15	Has the Trustee of the fund directly undertaken a derivatives transaction and in doing so, provided a charge over the assets of the fund as required by the approved exchange that is trading in derivatives on the Trustee's behalf?	<input checked="" type="checkbox"/>	<input type="checkbox"/>	<input type="checkbox"/>	
	If yes, has the fund prepared a Derivatives Risk Management Statement (DRS)?	<input checked="" type="checkbox"/>	<input type="checkbox"/>	<input type="checkbox"/>	

Fund: Ross Galloway Superannuation Fund

Prepared by: BO

Reviewed by: CC

Year: 30 June 2018

Date: 23.10.2018

Date:

26/10/18

SIS Ref	N/A	Yes	No	Comments
Reserves				
Reg 5.03	<input checked="" type="checkbox"/>	<input type="checkbox"/>	<input type="checkbox"/>	
Does the fund maintain reserves?				
If yes, has the trustee credited (or debited) the investment return to the reserve account, taken into consideration:	<input checked="" type="checkbox"/>	<input type="checkbox"/>	<input type="checkbox"/>	
a) The return on investments; and				
b) The extent to which costs of the fund exceed the costs charged to the member's account; and				
c) The level of the reserves				
Are the investment returns being allocated to members in a manner that is fair and reasonable?	<input checked="" type="checkbox"/>	<input type="checkbox"/>	<input type="checkbox"/>	
Payment of Benefits				
Reg 6.17	<input checked="" type="checkbox"/>	<input type="checkbox"/>	<input type="checkbox"/>	
Have preserved and restricted non preserved components only been paid in cash on retirement (no intention to become gainfully employed on a part time or full time basis) OR the member attained age 65?				
Contributions				
Reg 7.04	<input type="checkbox"/>	<input checked="" type="checkbox"/>	<input type="checkbox"/>	K
Contributions were accepted by the fund in respect of members under age 65.				
Where member has reached 65 but not 75, contributions only been accepted where:	<input checked="" type="checkbox"/>	<input type="checkbox"/>	<input type="checkbox"/>	
• The contributions are mandated employer contributions; OR				
• The member is employed for at least 40 hours in a 30 days consecutive period during the year (work-test)				
Where member has reached age 75, the contributions are under an award and are mandatory contributions.	<input checked="" type="checkbox"/>	<input type="checkbox"/>	<input type="checkbox"/>	
Minimum Benefit to be Maintained				
Reg 5.08	<input checked="" type="checkbox"/>	<input type="checkbox"/>	<input type="checkbox"/>	
Have minimum benefits been maintained for Accumulation Fund members (the sum of member financed benefits plus member's mandated employer financed benefits. These include employer contributions, roll-overs and transferred benefits.				

	Member's name	Date of birth	Age as at 30 June 2018
1.	Ross Galloway	18/01/1964	54
2.	Paula Galloway	01/04/1964	54
3.			
4.			

Fund: Ross Galloway Superannuation Fund

Prepared by: BO

Reviewed by: CC

Year: 30 June 2018

Date: 23.10.2018

Date: 26/10/18

SIS Ref		N/A	Yes	No	Comments
Accounts					
s 35B	Have the accounts been prepared that include a statement of financial position and an operating statement?	<input type="checkbox"/>	<input checked="" type="checkbox"/>	<input type="checkbox"/>	A4
s 35C(1)	Has the Trustee provided the auditor any document requested by the auditor relevant to preparing the audit report within 14 days of such request?	<input type="checkbox"/>	<input checked="" type="checkbox"/>	<input type="checkbox"/>	
Lodgement of ATO/Tax Return					
s 35D	Has the Trustee lodged or caused to be lodged with the ATO within the prescribed period a return in the approved format including all such information required by the form?	<input type="checkbox"/>	<input checked="" type="checkbox"/>	<input type="checkbox"/>	
	Has the Fund's supervisory levy and tax liability been paid?	<input type="checkbox"/>	<input checked="" type="checkbox"/>	<input type="checkbox"/>	
	Have Trustees kept records in relation to income received, deductions claimed for administrative and operating expenses and sales/purchases of assets for Capital Gains Tax purposes?	<input type="checkbox"/>	<input checked="" type="checkbox"/>	<input type="checkbox"/>	
	Have Trustees kept records of the tax file numbers of members?	<input type="checkbox"/>	<input checked="" type="checkbox"/>	<input type="checkbox"/>	
If a Breach Has or May Occur					
s 129	If a breach as occurred, the Trustee must be notified of the breach in writing. It should set out the problem, what the Trustee is required to do and the time frame in which a reply from the Trustee is required.	<input checked="" type="checkbox"/>	<input type="checkbox"/>	<input type="checkbox"/>	

Ross Galloway Superannuation Fund
Trustee Representation Letter
For The Year Ended 30 June 2018

The Audit Partner
Anthony W Boys

Dear Sir,

In connection with your examination of the financial reports of the Ross Galloway Superannuation Fund as at 30 June 2018, and for the year then ended, the following representations are made which are true to the best of our knowledge and belief.

(1) Fund Books/Records/Minutes

All financial books, records and related data have been made available to you, including minutes of trustees' meetings and trust deed.

(2) Asset Form

The assets of the fund are being held in a form suitable for the benefit of the members of the fund.

(3) Ownership and Pledging of Assets

- a) The fund has satisfactory title to all assets appearing in the statement of Financial Position.
- b) No assets of the fund have been pledged to secure liabilities of the fund or of others.

(4) Investments

- a) Investments are carried in the books at market value at 30 June 2018.
- b) There are no commitments, fixed or contingent, for the purchase or sale of long-term investments.

(5) Trust Deed

The fund is being conducted in accordance with its trust deed.

(6) Superannuation Legislation

The fund is being conducted in accordance with the Superannuation Industry (Supervision) Act, the Superannuation Industry (Supervision) Regulations, and relevant prescribed requirements.

- a) The trustees have been nominated and may only be removed in such manner and circumstances as are allowed in the trust deed.
- b) Any vacancy among the trustees is filled in accordance with the trust deed.
- c) The trustees have complied with all the trustee standards set out in the Regulations and the covenant prescribed by SIS section 52.

(7) Investment Standards

The trustees have complied with all the Investment Standards set out in the Superannuation Industry (Supervision) Regulations.

(8) Subsequent Events

No events or transactions have occurred since 30 June 2018 or are pending, which have a material effect upon the fund's state of affairs at that date, or which are of significance in relation to the fund's affairs as to require mention in notes to the financial statements in order to ensure they are not misleading as to the state of affairs or results of operations.

Yours Faithfully


Eraden Pty Ltd
Trustee

.....
Ross Galloway - Director

.....
Date

.....
Paula Galloway - Director

.....
Date

MCA Chartered Accountants			
QUERY LIST (Superannuation)		WP Ref	A11
		Preparer <u>BO</u>	Date <u>16.08.2018</u>
		Reviewer _____	Date _____
CLIENT	Ross Galloway Superannuation Fund		
YEAR	2017-2018		
NO	QUERY	ANSWER/ACTION	OK
1	<p><u>Annual Tax Statements:</u></p> <p>Please provide 2018 Annual Tax Statements, distribution advises and holdings details for below investments:</p> <ul style="list-style-type: none"> - Blue Sky Private Eq. Retirement Village Fund - Blue Sky VC 2012 Fund LP - Blue Sky Private Equity Vinomofu Fund - Blue Sky Cove Prop. Group 2 Rector St. Trust - Blue Sky Private Equity Sunfresh Fund - L1 Capital Long Short Fund - Magellan Global Equities Fund - Mfs Concentrated Global Equities Trust - Magellan Global Trust - Sydney Airport - Stapled Securities - Viva Energy Reit - Stapled Securities <p>We will record and reconcile CY distribution income and Unit Holdings once all missing details are received</p>	<p>Blue Sky – provided by MCA- saved in source documents</p> <p>All other shares- refer to Wilsons annual report per last year (all held in Wilsons) Wilsons annual report now provided in source documents</p> <p>Complied, can you please also refer / address to below points. BO 22/10/2018</p> <p>1. Distribution received - \$14.36 & \$26.74:</p> <ul style="list-style-type: none"> - Blue Sky Pvt. Eq. Software Serv. Fund - Blue Sky Pvt. Eq. Software Serv. Fund2 <p>Just to let you know that above two securities were sold in LY and fund does not hold any units in CY. Hence in BGL we cannot record tax deferred / tax free components, so currently we have recorded above amounts under "Tax Exempt".- CODE TO A SUNDRY OTHER INCOME ACCOUNT- if none available create a sub-account under 265009</p> <p>Complied, BO 23/10/2018</p> <p>2. L1 Capital Long Short Fund D Class: (Distribution and Market Value)</p> <p>In Wilsons portfolio above security is not reflected, hence based on Annual Tax Statement we have recorded \$985.30 as distribution receivable and have accepted MV per BGL.- OK ACCEPT</p> <p>Ok, BO 23/10/2018</p> <p>3. Wesfarmers Limited (Market value):</p> <p>In Wilsons portfolio above shares are not reflected, hence we have accepted holdings and MV per BGL. OK ACCEPT</p> <p>Ok, BO 23/10/2018</p> <p>4. Mfs Concentrated Gbl Equ Tr (MV):</p> <p>MV of above securities per Portfolio is \$24,181.91 but in BGL MV of \$24,987.21</p>	OK CC

		<p>is reflected. (Variance of \$805.30). It seems that in BGL cum-distribution price is used for valuation. (Distribution receivable at 30/06/2018 is \$808.20).- LEAVE BGL AMOUNT- do not override if system has generated</p> <p>Ok, BO 23/10/2018</p>	
2	<p><u>HIN Details:</u></p> <p>We have picked up following HIN details from 2017 work paper - X0047091683, Post Code 4007.</p> <p>However we are not able access any registry website from said HIN, hence currently we have not downloaded any dividend advises and shareholdings. Can you please check and advice if HIN or Post Code have been changed?</p>	<p>Client no longer uses this HIN was transferred during 2017- all shares transferred to Wilsons- Use per Wilsons annual report (once received) Ok, BO 22/10/2018</p>	OK
3	<p><u>28000 - Property Income - 4/25 Mary Street:</u></p> <p>We have coded monthly rent credited \$6,122.00 to above a/c code (Total \$6,122.00 x 12 = 73,464.00).</p> <p>If available, can you please provide rental calculation schedule to add the same in CY work paper. <u>(as placed on Part 4, page 19 of 2017 work paper)</u></p>	<p>Agree to the tenancy agreement- CC has done this Ok, BO 22/10/2018</p> <p>I have now attached MV from last year and rental agreement in Source Doc- please attach to WP's</p> <p>Under 2018 source documents folder we have not found MV details, can you please check and provide? - BO 22/10/2018- THIS IS A JPEG FILE- GALL0006_Rent Appraisal2_PERM.JPG</p> <p>Document received, BO 23/10/2018</p>	OK CC
4	<p><u>Property - 4/25 Mary Street - \$1,237,500.00</u></p> <p>Currently we have accepted above market value as per last year but please note that valuation report saved under source docs is dated August 2014. Can you please check and advise if property valuation at 30/06/2018 needs to be updated?</p>	<p>The \$1,237,500 is the valuation as at 16/11/17. Accept Value Ok, BO 22/10/2018</p>	CC
5	<p><u>Contribution - Paula Galloway:</u></p> <p>During the year, following amounts credited in bank accounts, which we have coded to Paula's employer contributions:</p> <ul style="list-style-type: none"> - \$438.46 x 9 = \$3,946.14 - \$657.59 x 2 = \$1,315.38 <p>Further \$600.00 credited on 19/04/2018 with narration "Private Bank Cheque P Galloway super" seems to be Paula's personal contribution.</p> <p><u>NOTE - LY total contributions of \$35k was recorded for Ross, but in CY we have not found any such amounts credited in bank accounts.</u></p>	<p>No Treat as employer contribution</p> <p>Complied, BO 22/10/2018</p>	OK
6	<p><u>Land Tax - \$18,326.25 (\$6,108.75 x 3)</u></p>	<p>CQ- Received from Client- saved in source documents</p>	OK

	Land tax assessment notice provided relates to prior years (2015-16), please provide the same for the CY 2017-18.	Documents received, BO 22/10/2018	
7	<p><u>ATO Reports and Balances:</u></p> <p>We found following discrepancies while recording ATO payments and reconciling income tax a/c. Please check and advise on above points so that we can process further.</p> <p><u>- Opening credit balance \$5,000 reflected in ATO ICA at 01/07/2017, but in accounts no receivable is outstanding. - Fixed by MCA, BO 22/10/2018</u></p> <p><u>- \$389.00 paid on 22/11/2017 per ATO ICA – but no such payment found in any of the bank accounts.</u></p> <p><u>- 2016-17 Tax payable per 2017 SMSF return was \$5,995.65 – but same as per ATO ITA is \$6,846.90.</u></p> <p><u>- Payment of only \$5,995.65 was made towards 2016-17 Tax liability, hence liability of \$851.25 at 30/06/2018 still remains per ATO ITA.</u></p> <p><u>- We observed variance of \$229.00 carried forward from prior year in income tax as per Accounts Vs income tax as per Statement of taxable income.</u></p>	<p>CC to discuss with TW.</p> <p>The difference in the 2017 Return was due to an adjustment made for the auditor for electricity expenses. I have attached in source documents the lodged 2017 Return and the final financial statements- see source docs</p> <p>Documents received and income tax accounts reconciled. BO 22/10/2018</p> <p>Please advise should we record payment of \$389.00 through member's non concessional contribution to reconcile total PAYGI paid. – Please reconcile the \$389 via journal to 62800- Rent receivable account Complied. BO 23/10/2018</p> <p>Reconciled. BO 22/10/2018</p> <p>\$851.25 payable c/f to future years. BO 22/10/2018</p>	
8	<p><u>Bank Data Clearing Account (91000):</u></p> <p>- 09/02/2018 - TAX OFFICE ATO - \$3,829.65 Dr - 20/02/2018 - PYMT Herd Holdings P/L - \$1,000 Dr</p> <p>Please provide details of above amounts recorded in Westpac #0169 to reallocate the same to correct accounts.</p>	<p>\$3829.65 is for Ross Div 293 Tax- Attached ITA and Div. 293 Assess. in Source Docs- Complied, BO 22/10/2018</p> <p>I have reallocated the \$1000 to herd holdings Ok, BO 22/10/2018 (FYI – Herd Holdings Signage Invoice provided is of \$1,500) NOTED</p> <p>Ok. BO 23/10/2018</p>	OK CC
9	<p><u>WILSONS Portfolio</u></p> <p>Currently we have recorded portfolio cash transactions as per Wilsons Qtrly reports saved. Once available, please provide Wilson Annual Portfolio reports to reconcile transactions and to add in PDF WP.</p>	<p>CQ- Received. Saved in Source Documents</p> <p>Documents received, BO 22/10/2018</p>	OK
10	<p><u>Electricity Expenses:</u></p> <p>Last year we noticed that total electricity expenses paid \$5,675.70 was moved to Sundry Debtors and same was reimbursed in current year. In CY total electricity expenses of \$2,289.59 was paid, please advise if the same needs to be moved to Sundry Debtors as per LY.</p>	<p>Yes – CC has cleared this for BO</p> <p>Ok, BO 22/10/2018</p>	OK

<p>11</p>	<p><u>Sundry Debtors - \$545.30:</u> Above debtors recorded last year consists of following – - \$257.75 – Unit Trust Water Rates (27/07/2015) - \$287.55 – Unit Trust Water Rates (31/08/2016)</p> <p>But in CY no such amounts are received, hence above debtors balance remains o/s at 30/06/2018.</p>	<p>OK Noted</p> <p>Ok, BO 22/10/2018.</p>	<p>OK</p>
<p>12</p>	<p><u>Rental Expenses (Body Corp., BCC & Water Rates):</u></p> <p>At present, we have reconciled above rental expenses as per invoices provided and as per payments recorded in bank accounts.</p> <p>Can you please check and advise if any additional rental expense to be recorded through creditors? (such as repairs, capital works etc. not paid in CY)</p>	<p>No Additional Expenses</p> <p>Ok, BO 22/10/2018.</p>	<p>OK</p>
<p>13</p>	<p><u>Draft Work paper:</u></p> <p>Please note as there are various missing details (Annual Tax Statements, dividend advises etc.), hence to avoid re-work time currently we have NOT done detailed referencing in Draft PDF work paper saved.</p> <p>We will complete the same at next stage once all information are received.</p>	<p>Please also ensure you attach the investment income report and the distribution reconciliation report (Referenced)-</p> <p>Note CC has done some journals to SF360 File-</p> <p>Also ensure Wilsons annual tax statement used in workpapers (for valuation and income)</p> <p>Ok, once queries highlighted in yellow are also resolved we will attach above documents and update final work paper, BO 22/10/2018.</p> <p>OK</p> <p>Complied, BO 23/10/2018</p>	<p>OK</p>

**MINUTES OF THE MEETING OF THE TRUSTEES
THE ROSS GALLOWAY SUPERANNUATION FUND**

Venue: 33 Upper Lancaster Road, Ascot QLD 4007

Date: 01/07/2015

Trustees: Eraden Pty Ltd

**Present: Ross Galloway
Paula Galloway**

Chair: Ross Galloway

The trustees have resolved that the following Investment Strategy be adopted, regularly reviewed, and implemented for the Ross Galloway Superannuation Fund.

Investment Strategy

As per Regulation 4.09 of the Superannuation Industry Supervision (SIS) Regulations, this investment strategy has been formulated by the trustees with specific regard to:

- the risk and likely return from its investments having regard to the objectives of the fund and its cash flow requirements;
- the composition of the fund's investments as a whole, including the extent to which they are diverse or involve exposure of the fund to risks from inadequate diversification;
- the liquidity of the fund's investments, having regard to its expected cash flow requirements;
- the ability of the fund to discharge its existing and prospective liabilities;
- whether the trustees of the fund should hold a contract of insurance that provides insurance cover for one or more members of the fund.

Investment Objectives:

The investment objectives of the Fund are as follows:

- To target a total annual real return of 5% per annum above the Australian inflation rate. For example, if the Australian inflation rate for the financial year is 3%, the return objective for the year would be 8%.
- To preserve the capital of the fund as much as possible through the investment cycle, particularly with regard to 'risk' assets.

Cash Flow Requirements:

As the members of the fund are all still in the Accumulation phase, the cash flow requirements of the fund are low and are limited to the expenses of the fund. This is estimated to be less than 1% of the value of the fund.

Composition of Investments:

Asset Allocation:

The trustees will invest in a diversified portfolio of assets from across three broad types of investments, according to the trustee's assessment of risk and likely returns from each asset at any point in time, and taking into account the objectives and cash flow requirements of the fund:

- **Defensive assets:** these are highly secure with a very low risk of capital loss such as Cash and Term Deposits.
-
- **Moderately Defensive assets:** these are defensive assets with fixed income characteristics, however with added price and/or default risks of varying degrees. This includes Government bonds, investment grade corporate bonds & subordinated debt, mortgage trusts etc.
- **Risk assets:** these offer the highest potential returns but also the highest volatility and risk of permanent capital loss. This includes Australian and international equities, property trusts, direct property, commodities, currencies, collectibles, and derivatives.

Diversification between asset classes and within each asset class reduces concentration and underperformance risk.

The trustees will use an active strategic approach to allocating to the different types of assets to take advantage of positive market conditions where they exist, but also to attempt to actively manage risk in negative market conditions (particularly in Risk assets).

However this is managed within the framework of the following asset allocation limits, and long-term benchmarks:

	Benchmark	Min	Max
Defensive Assets	75%	10%	100%
Moderately Defensive Assets	25%	0%	60%
Risk Assets	0%	0%	90%

Further to this, the trustees will limit investment in the various Risk assets to the following maximum limits:

	Maximum fund exposure
Equities	50%
Property	99%
Collectibles	20%
Commodities	10%
Currencies	75%

Exposure to any asset class includes both Australian and International based assets, and can be either via direct investments (either listed on an exchange or not), managed investments, or via derivative contracts (either exchange traded or over-the-counter). Derivative exposures are calculated as:

- *“Buy to open” options & warrants:* Market value of the position.
- *“Sell to open” options:* The profit or loss of the open position plus any cash margin covering the position.
- *All futures & CFD contracts to open:* The profit or loss of the open position plus any cash margin covering the position.

Investment Selection:

The trustees will draw on a range of research sources to generate individual investment ideas.

The trustees will invest in a portfolio of medium to long-term core positions that it considers to be of high asset quality, and are priced at or below what it considers 'fair value'.

This is combined with some shorter-term trading opportunities (predominantly in Risk assets) based on shorter-term indicators of price appreciation potential.

Liquidity to meet cash flow requirements

As the members are all in the Accumulation phase, the cash flow requirements of the fund (as stated above) are low at less than 1% per annum of the fund assets.

The trustees will maintain a sufficient cash balance in the fund's bank account to meet its outgoing cash flow requirements when they fall due.

Further to this, the trustees will also ensure that the liquidity of the vast majority of underlying individual investments is sufficient such that any unexpected cash flow requirements can easily be met by selling assets.

Ability of the fund to discharge its existing and prospective liabilities

As the members of the fund are in the Accumulation phase, the existing and prospective liabilities of the fund will include:

- expenses that are paid on a semi regular basis;
- tax liabilities paid on an annual basis; and
- death benefits from the unexpected death of a member where a death benefit nomination requires benefit payments to beneficiaries.

The composition and liquidity of all investments will ensure that all existing and prospective liabilities of the fund can easily be met.

Insurance for members


The trustees have considered if the fund should hold a contract of insurance that provides insurance cover for one or more members of the fund.

Based on a needs analysis by the trustees, and taking into account the age of the members and any other insurance the members may already hold, the trustees have concluded that it should hold the following insurance covers for the members:


Member	Insurance Type	Amount
Ross	Death	\$3,150,000
	Total & Permanent Disablement	
	Income Protection	
Paula	Death	\$2,814,200
	Total & Permanent Disablement	
	Income Protection	

Signed :

Eraden Pty Ltd
Trustee

x 

Ross Galloway
 Trustee

x 

Paula Galloway
 Trustee

Date : 2/11/16

**Deed of Variation of Superannuation Trust Deed for the
The Ross Galloway Superannuation Fund**

19 July 2017

Trustee company:

Eraden Pty Ltd, ACN 011 031 548

Members:

Ross Ian Galloway and Paula Galloway

ANTHONY MICALIZZI
Unit 2 273 Abbotsford Rd
Bowen Hills QLD 4006
Tel: 07 3252 9477
Fax: 07 3252 9677
tony@mcaqld.com.au
www.mcaqld.com.au

Maddocks Lawyers
Tel: 1300 307 343
(c/- Cleardocs)
info@maddocks.com.au
www.maddocks.com.au

**Deed of Variation of Superannuation Trust Deed for the
The Ross Galloway Superannuation Fund**

26 June 2015

Trustee company:

Eraden Pty Ltd, ACN 011 031 548

Members:

Ross Ian Galloway and Paula Galloway

ANTHONY MICALIZZI
Unit 2 273 Abbotsford Rd
Bowen Hills QLD 4006
Tel: 07 3252 9477
Fax: 07 3252 9677
tony@mcaqld.com.au
www.mcaqld.com.au

Maddocks
Level 6
140 William Street
Melbourne VIC 3000
Tel: 1300 307 343
(c/- Cleardocs)
info@maddocks.com.au
www.maddocks.com.au

Deed of Variation of Superannuation Trust Deed for the
The Ross Galloway Superannuation Fund

11 July 2011

Trustee company:

Eraden Pty Ltd, ACN 011 031 548

Members:

Ross Ian Galloway and Paula Galloway

ANTHONY MICALIZZI
Unit 2 273 Abbotsford Rd

Bowen Hills QLD 4006
Tel: 07 3252 9477
Fax: 07 3252 9677
tony@mcaqld.com.au
www.mcaqld.com.au

Maddocks
Level 6
140 William Street
Melbourne VIC 3000
Tel: 03 9288 0555
Fax: 03 9288 0666
info@maddocks.com.au
www.maddocks.com.au

Deed of Variation of Superannuation Trust Deed for

The Ross Galloway Superannuation Fund

05 November 2007

Trustee company:

Eraden Pty Ltd, ACN 011 031 548

Members:

Ross Ian Galloway and Paula Galloway

ANTHONY MICALIZZI

895 Ann Street
Fortitude Valley QLD 4006
Tel: 07 3252 9477
Fax: 07 3252 9677
tony@micalizzi.com.au
www.micalizzi.com.au

Maddocks
Level 6
140 William Street
Melbourne.VIC 3000
Tel: 03 9288 0555
Fax: 03 9288 0666
info@maddocks.com.au
www.maddocks.com.au


ELLWOOD BARRY McPHERSON PTY LTD

A.G.N. 010 805 937
INVESTMENT AND SUPERANNUATION CONSULTANTS
LICENSED DEALER IN SECURITIES

THE ROSS GALLOWAY
SUPERANNUATION FUND

Dated 11/05/99

The Trustee for THE ROSS GALLOWAY SUPERANNUATION FUND

ABN:	42 220 320 262 View record on ABN Lookup 		
ABN Status:	Active from 13 Apr 2000		
Fund type:	ATO Regulated Self-Managed Superannuation Fund		
Contact details:	PO BOX 2133 ASCOT QLD 4007 AUSTRALIA		
Status:	Complying		
Previous fund name	From	To	
THE ROSS GALLOWAY SUPERANNUATION FUND	13 Apr 2000	01 Jan 2012	
ABN last updated: 13 Apr 2012	Record extracted: 14 Aug 2018		

What does 'Complying' mean?

A 'Complying' SMSF:

- is a regulated fund
- is a resident of Australia, and
- has been issued with a [Notice of compliance](#)

APRA Funds

See the [guidance](#)  issued by APRA for further assistance in managing transfers and rollovers to SMSFs. Use the [ATO Business Portal](#)  to verify a person is a member of the SMSF before completing a transfer or rollover.

Superannuation guarantee payments

Contributions made to complying funds can qualify as Superannuation Guarantee (SG) payments. This record extract can be used to confirm this fund has been issued with a *Notice of Compliance* and is currently entitled to receive employer SG payments.

Tax rates

Complying funds that meet [Superannuation Industry \(Supervision\) Act 1993](#)  (SISA) standards qualify for **concessional tax rates**.

Also refer to [frequently asked questions](#).

Disclaimer

This extract is based on information supplied by superannuation entities to the Commissioner of Taxation.

Important Neither the Australian Government nor the ATO endorse or guarantee the performance of super funds.

The Ross Galloway Superannuation Fund**Minutes of a meeting of the Director(s)**held on / /2018 at 33 Upper Lancaster Road, Ascot, Queensland 4007

PRESENT:	Ross Galloway and Paula Galloway
MINUTES:	The Chair reported that the minutes of the previous meeting had been signed as a true record.
FINANCIAL STATEMENTS OF SUPERANNUATION FUND:	<p>It was resolved that the financial statements would be prepared as special purpose financial statements as, in the opinion of the trustee(s), the superannuation fund is a non-reporting entity and therefore is not required to comply with all Australian Accounting Standards.</p> <p>The Chair tabled the financial statements and notes to the financial statements of the superannuation fund in respect of the year ended 30 June 2018 and it was resolved that such statements be and are hereby adopted as tabled.</p>
TRUSTEE'S DECLARATION:	It was resolved that the trustee's declaration of the superannuation fund be signed.
ANNUAL RETURN:	Being satisfied that the fund had complied with the requirements of the Superannuation Industry (Supervision) Act 1993 (SISA) and Regulations during the year ended 30 June 2018, it was resolved that the annual return be approved, signed and lodged with the Australian Taxation Office.
TRUST DEED:	The Chair tabled advice received from the fund's legal adviser confirming that the fund's trust deed is consistent with all relevant superannuation and trust law.
INVESTMENT STRATEGY:	The allocation of the fund's assets and the fund's investment performance over this financial year were reviewed and found to be within the acceptable ranges outlined in the investment strategy. After considering the risk, rate of return and liquidity of the investments and the ability of the fund to discharge its existing liabilities, it was resolved that the investment strategy continues to reflect the purposes and circumstances of the fund and its members. Accordingly, no changes in the investment strategy were required.
INSURANCE COVER:	The trustee(s) reviewed the current life and total and permanent disability insurance coverage on offer to the members and resolved that the current insurance arrangements were appropriate for the fund.
ALLOCATION OF INCOME:	It was resolved that the income of the fund would be allocated to the members based on their average daily balance (an alternative allocation basis may be percentage of opening balance).
INVESTMENT ACQUISITIONS:	It was resolved to ratify the investment acquisitions throughout the financial year ended 30 June 2018.
INVESTMENT DISPOSALS:	It was resolved to ratify the investment disposals throughout the financial year ended 30 June 2018.
AUDITORS:	<p>It was resolved that</p> <p>Anthony Boys</p> <p>of</p> <p>PO Box 3376, Rundle Mall, South Australia 5000</p> <p>act as auditors of the Fund for the next financial year.</p>

Minutes of a meeting of the Director(s)

held on / /2018 at 33 Upper Lancaster Road, Ascot, Queensland 4007

TAX AGENTS:

It was resolved that

Mca (Qld) Accountants Pty Ltd

act as tax agents of the Fund for the next financial year.

TRUSTEE STATUS:

Each of the trustee(s) confirmed that they are qualified to act as trustee(s) of the fund and that they are not disqualified persons as defined by s 120 of the SISA.

CONTRIBUTIONS RECEIVED:

It was resolved that the contributions during the year be allocated to members on the basis of the schedule provided by the principal Fund employer.

CLOSURE:

All resolutions for this meeting were made in accordance with the SISA and Regulations.

There being no further business the meeting then closed.

Signed as a true record –

.....
Ross Galloway

Chairperson

AUDITOR ENGAGEMENT LETTER

To: The Trustees of the Ross Galloway Superannuation Fund

Scope

You have requested that we audit the financial report of the Ross Galloway Superannuation Fund which comprises the balance sheet as at 30 June 2018, the income statement for the year then ended, a summary of significant accounting policies, other explanatory notes and the trustees' declaration. We are pleased to confirm our acceptance and our understanding of this engagement by means of this letter. Our audit will be conducted with the objective of expressing an opinion on the financial report and compliance with the *Superannuation Industry Supervisory Act 1993*.

We will conduct our audit in accordance with Australian Auditing Standards. Those Auditing Standards require that we comply with relevant ethical requirements relating to audit engagements and plan and perform the audit to obtain reasonable assurance whether the financial report is free from material misstatement. An audit involves performing audit procedures to obtain audit evidence about the amounts and disclosures in the financial report. The procedures selected depend on the auditor's judgement, including the assessment of the risks of material misstatement of the financial report, whether due to fraud or error. An audit also includes evaluating the appropriateness of the financial reporting framework, accounting policies used and the reasonableness of accounting estimates made by the Trustees, as well as evaluating the overall presentation of the financial report.

Because of the test nature and other inherent limitations of an audit, together with the inherent limitations of any accounting and internal control system, there is an unavoidable risk that even some material misstatements may remain undiscovered. In making our risk assessments, we consider internal control relevant to the entity's preparation of the financial report in order to design audit procedures that are appropriate in the circumstances, but not for the purpose of expressing an opinion on the effectiveness of the entity's internal control.

We take this opportunity to remind you that the responsibility for the preparation and fair presentation of the financial report in accordance with Australian Accounting Standards (including the Australian Accounting Interpretations) and the *Superannuation Industry Supervisory Act 1993* is that of the trustees. Our auditor's report will explain that the trustees are responsible for the preparation and the fair presentation of the financial report in accordance with the applicable financial reporting framework and this responsibility includes:

- designing, implementing and maintaining internal control relevant to the preparation of a financial report that is free from misstatement, whether due to fraud or error;
- selecting and applying appropriate accounting policies; and
- making accounting estimates that are reasonable in the circumstances.

As part of our audit process, we will request from the trustees written confirmation concerning representations made to us in connection with the audit.

Other Matters under the *Corporations Act 2001*

Independence

We confirm that, to the best of our knowledge and belief, we currently meet the independence requirements of the *Corporations Act 2001* in relation to the audit of the financial report. In conducting our audit of the financial report, should we become aware that we have contravened the independence requirements of the *Corporations Act 2001*, we shall notify you on a timely basis.

We look forward to your full cooperation and make available to us whatever records, documentation and other information we request in connection with our audit.

Please sign and return the attached copy of this letter to indicate that it is in accordance with your understanding of the arrangements for our audit of the financial report.

Yours faithfully,

.....
A.W. Boys
Registered Company Auditor 67793
Dated

Acknowledged on behalf of the Ross Galloway Superannuation Fund by
Eraden Pty Ltd
Trustee

Ross Galloway - Director

Date

Paula Galloway - Director

Date

29 June 2018

Mr Ross & Mrs Paula Galloway
Ross Galloway Superannuation Fund
33 Upper Lancaster Road
Ascot, Queensland 4007

Dear Ross & Paula,

RE: ROSS GALLOWAY SUPERANNUATION FUND

The purpose of this letter is to provide you with further information regarding our fees and to set out our understanding of the terms of this engagement and the nature of the services we will provide for the year ended 30 June 2018.

SCOPE OF OUR WORK

We will perform the following services:

- Preparation of financial statements
- Preparation of income tax returns
- General advice on various tax and accounting issues

Our procedures will be limited to those related to the above services, and accordingly (except where indicated above):

- no audit or review will be performed, and therefore no assurance will be expressed;
- our engagement cannot be relied upon to disclose fraud or other irregularities or errors. However, we will inform you if any such matters do come to our attention in the course of our engagement.

TIMING OF YOUR WORK

We advise in order to meet Australian Tax Office deadline requirements we require your work to be forwarded no later than 31 January every year. We will contact you in the near future with respect to providing you with a check list of the information we will require.

INFORMATION TO BE PROVIDED BY YOU

Under this engagement, you will be responsible for providing all information required to enable us to prepare your financial accounts and taxation returns as efficiently and quickly as possible.

OUR FEES

Our fees, which will be billed as work progresses, are based on the time taken by staff assigned to the engagement plus direct out of pocket expenses. Our hourly charge rate is as follows:

Tony Micalizzi	\$330 per hour plus GST
Taneile White	\$210 per hour plus GST
Peter Foo	\$140 per hour plus GST
Courtney Henderson	\$140 per hour plus GST
Grinal Lopes	\$127 per hour plus GST
Susan Scully	\$100 per hour plus GST
Lauren Lam	\$95 per hour plus GST
Beverley Cope	\$70 per hour plus GST

This quotation is conditional upon receiving the required information to a satisfactory standard. Should this not be the case, we reserve the right to amend this quotation at a later date.

CHANGE ORDER

In the event that you do not provide all of the information required to complete your work, or if we find that we are required to complete work beyond the scope of our quotation, we will furnish you with a Change Order which will specify the additional cost of our services. We will not commence that work until you have signed and returned the Change Order to us.

CLIENT SERVICE

Our main objective is to assist our clients maintain and increase profitability. Our staff are available to you at any time should you have any queries or require advice on a business-related matter.

Your file is being managed by Taneile White.

We are committed to providing high quality client service. If you have any concerns or queries about the service you are receiving, please contact the director in charge of your file immediately. We will look into the matter promptly and thoroughly, to address any problems.

We value your comments and would be pleased to hear from you in relation to our service.

We thank you for the opportunity to be of service to you.

We draw your attention to the fact the firm is covered by a Limitation of Liability Scheme as prescribed by the relevant state professional standards legislation.

Please contact our office if you wish to discuss any of the issues addressed in this letter or require additional information.

Yours sincerely
MCA Chartered Accountants

A handwritten signature in black ink, appearing to read 'Taneile White', written in a cursive style.

Taneile White
Director

F:\HSoft\Doc\DocBase\Clients\GALL0006\2018\WP\GALL0006_A18_MCA Engagement_2018.doc

I understand and acknowledge the terms of your engagement.

Name: Ross Galloway
Date: 29 June 2018

2018 Workpapers

Section B - E

Assets



Share Investing Limited (ABN 93 078 174 973, AFSL No. 238277) is the provider of the ANZ Share Investing service.
 242 Pitt St Sydney, NSW 2000. PO Box 1346, Royal Exchange, NSW 1224
 Phone: 1300 658 355 or +61 3 8541 0458 Email: service@anzshareinvesting.com

Statement

Name and Address:

Eraden Pty Ltd <The Ross Galloway S/F A/C>
 PO Box 2133
 Ascot QLD 4007

Cash Transaction History
 From: 01-Jul-2017
 To: 30-Jun-2018
 1169753

Date	Description	Amount	Dx/Cr	Balance
01-Jul-2017	OPENING BALANCE			22,498.64
31-Jul-2017	CREDIT INTEREST PAID	1.91	CR	22,500.55
31-Aug-2017	CREDIT INTEREST PAID	1.91	CR	22,502.46
29-Sep-2017	CREDIT INTEREST PAID	1.79	CR	22,504.25
31-Oct-2017	CREDIT INTEREST PAID	1.97	CR	22,506.22
30-Nov-2017	CREDIT INTEREST PAID	1.85	CR	22,508.07
29-Dec-2017	CREDIT INTEREST PAID	1.79	CR	22,509.86
31-Jan-2018	CREDIT INTEREST PAID	2.04	CR	22,511.90
28-Feb-2018	CREDIT INTEREST PAID	1.72	CR	22,513.62
29-Mar-2018	CREDIT INTEREST PAID	1.79	CR	22,515.41
30-Apr-2018	CREDIT INTEREST PAID	1.98	CR	22,517.39
31-May-2018	CREDIT INTEREST PAID	1.91	CR	22,519.30
29-Jun-2018	CREDIT INTEREST PAID	1.79	CR	22,521.09
30-Jun-2018	CLOSING BALANCE			22,521.09
30-Jun-2018	TOTAL INTEREST			22.45



Account activity

Westpac DIY Super
Savings Account
034-041 284578

\$42,138.07

Account actions

- See full account details
- Manage account settings
- View & download statements
- Exports and reports
- Bank feeds

[Advanced search](#)

Date ▾	Description	Debit	Credit	Balance ¹
31 Jul 2018	INTEREST PAID		\$29.02	\$42,138.07
24 Jul 2018	WITHDRAWAL ONLINE 1147004 TFR Private Ban Super DIY to Super	-\$2,000.00		\$42,109.05
12 Jul 2018	DEPOSIT ONLINE 2457510 TFR Private Bank Cheque Super to Super DIY		\$22,000.00	\$44,109.05
11 Jul 2018	DEPOSIT ONLINE 2416294 TFR Private Bank Cheque super to super diy		\$22,000.00	\$22,109.05
29 Jun 2018	INTEREST PAID		\$0.10	\$109.05
		YTD Intt. \$158.54		
31 May 2018	INTEREST PAID		\$1.55	\$108.95
30 May 2018	WITHDRAWAL ONLINE 1216324 TFR Private Ban super DIY to Super	-\$400.00		\$107.40
24 May 2018	WITHDRAWAL MOBILE 1018070 TFR Private Ban DIY to Super	-\$2,500.00		\$507.40
10 May 2018	DEPOSIT ONLINE 2062132 TFR Private Bank Cheque super to diy		\$3,000.00	\$3,007.40
31 Jan 2018	INTEREST PAID		\$0.31	\$7.40
10 Jan 2018	WITHDRAWAL ONLINE 1796561 TFR Private Ban Super DIY to Super	-\$740.00		\$7.09
29 Dec 2017	INTEREST PAID		\$0.74	\$747.09
30 Nov 2017	INTEREST PAID		\$3.36	\$746.35
20 Nov 2017	WITHDRAWAL MOBILE 1356231 TFR Private Ban Super DIY to Super	-\$1,000.00		\$742.99
14 Nov 2017	WITHDRAWAL ONLINE 1084600 TFR Private Ban DIY to Super	-\$4,000.00		\$1,742.99
31 Oct 2017	INTEREST PAID		\$6.28	\$5,742.99
29 Sep 2017	WITHDRAWAL ONLINE 1804135 TFR Private Ban super DIY to Super	-\$10,000.00		\$5,736.71
29 Sep 2017	INTEREST PAID		\$41.27	\$15,736.71
25 Sep 2017	WITHDRAWAL ONLINE 1500795 TFR Private Ban Super DIY to Super	-\$30,000.00		\$15,695.44

Date ▾	Description	Debit	Credit	Balance ¹
31 Aug 2017	<u>INTEREST PAID</u>		\$49.73	\$45,695.44
10 Aug 2017	<u>WITHDRAWAL MOBILE 1492302 TFR Private Ban Super DIY to Super</u>	-\$1,200.00		\$45,645.71
7 Aug 2017	<u>WITHDRAWAL ONLINE 1784837 TFR Private Ban Super DIY to Super</u>	-\$3,600.00		\$46,845.71
31 Jul 2017	<u>INTEREST PAID</u>		\$55.20	\$50,445.71
27 Jul 2017	<u>WITHDRAWAL ONLINE 1072495 TFR Private Ban Super DIY to Super</u>	-\$20,000.00		\$50,390.51
7 Jul 2017	<u>DEPOSIT ONLINE 2262652 TFR Private Bank Cheque from Super ac</u>		\$70,000.00	\$70,390.51
30 Jun 2017	<u>INTEREST PAID</u>		\$0.40	\$390.51
31 May 2017	<u>INTEREST PAID</u>		\$0.44	\$390.11
28 Apr 2017	<u>INTEREST PAID</u>		\$0.37	\$389.67
31 Mar 2017	<u>INTEREST PAID</u>		\$0.41	\$389.30
28 Feb 2017	<u>INTEREST PAID</u>		\$0.37	\$388.89
31 Jan 2017	<u>INTEREST PAID</u>		\$1.42	\$388.52
17 Jan 2017	<u>WITHDRAWAL ONLINE 1616551 TFR Private Ban DIY to Super a/c</u>	-\$200.00		\$387.10
16 Jan 2017	<u>WITHDRAWAL ONLINE 1526701 TFR Private Ban Super DIY to Super</u>	-\$1,500.00		\$587.10
30 Dec 2016	<u>INTEREST PAID</u>		\$2.46	\$2,087.10
30 Nov 2016	<u>INTEREST PAID</u>		\$2.56	\$2,084.64
31 Oct 2016	<u>INTEREST PAID</u>		\$2.64	\$2,082.08
30 Sep 2016	<u>INTEREST PAID</u>		\$23.49	\$2,079.44
22 Sep 2016	<u>WITHDRAWAL ONLINE 1534168 TFR Private Ban to Super a/c</u>	-\$5,000.00		\$2,055.95
20 Sep 2016	<u>WITHDRAWAL ONLINE 1427593 TFR Private Ban to super a/c</u>	-\$20,000.00		\$7,055.95
31 Aug 2016	<u>INTEREST PAID</u>		\$42.73	\$27,055.95
29 Jul 2016	<u>INTEREST PAID</u>		\$37.50	\$27,013.22
30 Jun 2016	<u>INTEREST PAID</u>		\$20.79	\$26,975.72
23 Jun 2016	<u>DEPOSIT ONLINE 2608411 TFR Business Overdraft RIG Super</u>		\$5,000.00	\$26,954.93
13 Jun 2016	<u>DEPOSIT ONLINE 2397073 TFR Private Bank Cheque Super to Super DIY</u>		\$20,000.00	\$21,954.93
31 May 2016	<u>INTEREST PAID</u>		\$3.35	\$1,954.93
6 May 2016	<u>WITHDRAWAL ONLINE 1044349 TFR Private Ban Petty Cash</u>	-\$100.00		\$1,951.58
29 Apr 2016	<u>INTEREST PAID</u>		\$3.25	\$2,051.58
31 Mar 2016	<u>INTEREST PAID</u>		\$3.47	\$2,048.33
29 Feb 2016	<u>INTEREST PAID</u>		\$3.46	\$2,044.86
29 Jan 2016	<u>INTEREST PAID</u>		\$3.23	\$2,041.40
31 Dec 2015	<u>INTEREST PAID</u>		\$3.50	\$2,038.17
17 Dec 2015	<u>AUDIT CERTIFICATE FEE EDHPG515</u>	-\$50.00		\$2,034.67



Account activity

Private Bank Cheque Account

034-111 180169

\$2,048.28

Account actions

- See full account details
- Manage account settings
- View & download statements
- Exports and reports
- Bank feeds

Description, date or amount

Search

[Advanced search](#)

Date ▾	Description	Debit	Credit	Balance ¹
7 Aug 2018	DEPOSIT ATO ATO009000009705812		\$438.46	\$2,048.28
31 Jul 2018	DEPOSIT NSW CUSTOMER SERVICE CENTRENSW		\$0.74	\$1,609.82
30 Jul 2018	WITHDRAWAL ONLINE 6603247 BPAY TAX OFFICE ATO	-\$851.25		\$1,609.08
26 Jul 2018	DEPOSIT BLUESKY OAKTREEDISTRIBUTIO		\$1,248.04	\$2,460.33
24 Jul 2018	WITHDRAWAL ONLINE 8566703 BPAY DEFT PAYME Body Corp Mary St	-\$1,267.31		\$1,212.29
24 Jul 2018	WITHDRAWAL ONLINE 6264056 BPAY QLD URBAN Urban Utilities	-\$292.61		\$2,479.60
24 Jul 2018	DEPOSIT ONLINE 2147005 TFR Westpac DIY Super SaSuper DIY to Super		\$2,000.00	\$2,772.21
17 Jul 2018	PAYMENT BY AUTHORITY TO Asteron Life 02481632/00002	-\$622.12		\$772.21
16 Jul 2018	WITHDRAWAL ONLINE 5825330 BPAY ATO Super ATO	-\$2,489.00		\$1,394.33
12 Jul 2018	WITHDRAWAL ONLINE 1457509 TFR Westpac DIY Super to Super DIY	-\$22,000.00		\$3,883.33
11 Jul 2018	PAYMENT BY AUTHORITY TO Asteron Life 02481632/00001	-\$285.87		\$25,883.33
11 Jul 2018	WITHDRAWAL ONLINE 1416293 TFR Westpac DIY super to super diy	-\$22,000.00		\$26,169.20
11 Jul 2018	DEPOSIT ANZ Share Inv ANZ Share Inv		\$22,521.09	\$48,169.20
5 Jul 2018	DEPOSIT ATO ATO002000009644424		\$657.69	\$25,648.11
26 Jun 2018	DEPOSIT ONLINE 2479273 TFR Private Bank Cheque Rent recd June 18		\$6,122.00	\$24,990.42
25 Jun 2018	DEPOSIT ONLINE 2291640 TFR Private Bank Cheque Rent recd may 18		\$6,122.00	\$18,868.42
20 Jun 2018	DEPOSIT ONLINE 2242331 TFR Private Bank Cheque Rent recd Apr 18		\$6,122.00	\$12,746.42
18 Jun 2018	PAYMENT BY AUTHORITY TO Asteron Life 02481632/00002	-\$622.12		\$6,624.42
11 Jun 2018	PAYMENT BY AUTHORITY TO Asteron Life 02481632/00001	-\$285.87		\$7,246.54
5 Jun 2018	DEPOSIT ATO ATO008000009487698		\$438.46	\$7,532.41

Date 	Description	Debit	Credit	Balance ¹
5 Jun 2018	DEPOSIT ONLINE 2332305 TFR Private Bank Cheque Rent Rec'd Mar 18		\$6,122.00	\$7,093.95
30 May 2018	DEPOSIT ONLINE 2216325 TFR Westpac DIY Super Sasuper DIY to Super		\$400.00	\$971.95
24 May 2018	WITHDRAWAL MOBILE 5832638 BPAY TAX OFFICE ATO	-\$5,555.00		\$571.95
24 May 2018	DEPOSIT ONLINE 2018071 TFR Westpac DIY Super SaDIY to Super		\$2,500.00	\$6,126.95
17 May 2018	PAYMENT BY AUTHORITY TO Asteron Life 02481632/00002	-\$622.12		\$3,626.95
17 May 2018	DEPOSIT BLUESKY SUNFRESHDISTRIBUTI		\$915.06	\$4,249.07
11 May 2018	PAYMENT BY AUTHORITY TO Asteron Life 02481632/00001	-\$285.87		\$3,334.01
10 May 2018	WITHDRAWAL ONLINE 1062131 TFR Westpac DIY super to div	-\$3,000.00		\$3,619.88
8 May 2018	DEPOSIT ATO ATO005000009204955		\$438.46	\$6,619.88
4 May 2018	WITHDRAWAL ONLINE 0628777 BPAY QLD URBAN Urban Utilities	-\$384.40		\$6,181.42
4 May 2018	DEPOSIT ONLINE 2249536 TFR Private Bank Cheque Rent paid Feb 2018		\$6,122.00	\$6,565.82
3 May 2018	DEPOSIT ATO ATO005000009193792		\$438.46	\$443.82
30 Apr 2018	INTEREST	-\$0.52		\$5.36
19 Apr 2018	DEPOSIT ONLINE 2104427 TFR Private Bank Cheque P Galloway super		\$600.00	\$5.88
17 Apr 2018	PAYMENT BY AUTHORITY TO Asteron Life 02481632/00002	-\$622.12		-\$594.12
11 Apr 2018	PAYMENT BY AUTHORITY TO Asteron Life 02481632/00001	-\$285.87		\$28.00
6 Apr 2018	WITHDRAWAL ONLINE 2674428 BPAY DEFT PAYME Body Corp	-\$1,066.54		\$313.87
5 Apr 2018	WITHDRAWAL ONLINE 3523974 BPAY TAX OFFICE ATO	-\$5,995.65		\$1,380.41
19 Mar 2018	PAYMENT BY AUTHORITY TO Asteron Life 02481632/00002	-\$622.12		\$7,376.06
13 Mar 2018	DEPOSIT ATO ATO005000009123040		\$438.46	\$7,998.18
12 Mar 2018	PAYMENT BY AUTHORITY TO Asteron Life 02481632/00001	-\$285.87		\$7,559.72
12 Mar 2018	WITHDRAWAL ONLINE 0738719 BPAY BCC RATES BCC Rates	-\$4,220.65		\$7,845.59
12 Mar 2018	DEPOSIT ONLINE 2210206 TFR Private Bank Cheque Rent rec'd Jan '18		\$6,122.00	\$12,066.24
8 Mar 2018	WITHDRAWAL ONLINE 8984709 BPAY TAX OFFICE ATO	-\$762.00		\$5,944.24
8 Mar 2018	DEPOSIT ATO ATO008000009346833		\$438.46	\$6,706.24
7 Mar 2018	WITHDRAWAL ONLINE 5390576 BPAY DEFT PAYME Body Corp fees	-\$1,151.43		\$6,267.78
7 Mar 2018	DEPOSIT ONLINE 2986968 TFR Private Bank Cheque Rent rec'd Dec 17		\$6,122.00	\$7,419.21
20 Feb 2018	WITHDRAWAL ONLINE 1375543 PYMT Herd Holdi Herd Holdings P/L	-\$1,000.00		\$1,297.21
20 Feb 2018	DEPOSIT BLUESKY SUNFRESHDISTRIBUTI		\$1,000.12	\$2,297.21
19 Feb 2018	PAYMENT BY AUTHORITY TO Asteron Life 02481632/00002	-\$622.12		\$1,297.09
12 Feb 2018	PAYMENT BY AUTHORITY TO Asteron Life 02481632/00001	-\$285.87		\$1,919.21

Date ▾	Description	Debit	Credit	Balance ¹
9 Feb 2018	WITHDRAWAL ONLINE 3349219 BPAY TAX OFFICE ATO	-\$3,829.65		\$2,205.08
31 Jan 2018	INTEREST	-\$6.15		\$6,034.73
23 Jan 2018	WITHDRAWAL ONLINE 6067726 BPAY QLD URBAN Water and sewerage	-\$327.04		\$6,040.88
19 Jan 2018	DEPOSIT SBSCH 420000600740		\$438.46	\$6,367.92
17 Jan 2018	PAYMENT BY AUTHORITY TO Asteron Life 02481632/00002	-\$622.12		\$5,929.46
17 Jan 2018	DEPOSIT PERSHING SECURIT 712152		\$5,093.45	\$6,551.58
15 Jan 2018	DEPOSIT ONLINE 2529848 TFR Private Bank Cheque Rent paid Nov '17		\$6,122.00	\$1,458.13
12 Jan 2018	PAYMENT BY AUTHORITY TO OSR QLD 400006497848	-\$6,108.75		-\$4,663.87
11 Jan 2018	PAYMENT BY AUTHORITY TO Asteron Life 02481632/00001	-\$285.87		\$1,444.88
10 Jan 2018	DEPOSIT ONLINE 2796562 TFR Westpac DIY Super SaSuper DIY to Super		\$740.00	\$1,730.75
19 Dec 2017	DEPOSIT SBSCH 460000968210		\$657.69	\$990.75
19 Dec 2017	DEPOSIT BLUESKY READIFYDISTRIBUTIO		\$34.06	\$333.06
19 Dec 2017	DEPOSIT BLUESKY READIFYDISTRIBUTIO		\$14.36	\$299.00
18 Dec 2017	PAYMENT BY AUTHORITY TO Asteron Life 02481632/00002	-\$622.12		\$284.64
11 Dec 2017	PAYMENT BY AUTHORITY TO Asteron Life 02481632/00001	-\$285.87		\$906.76
6 Dec 2017	WITHDRAWAL ONLINE 1483758 TFR Rocket Repa BCC Rates reimburs	-\$4,972.00		\$1,192.63
6 Dec 2017	DEPOSIT ONLINE 2364470 TFR Private Bank Cheque Electricity repaid		\$5,675.00	\$6,164.63
30 Nov 2017	INTEREST	-\$0.67		\$489.63
20 Nov 2017	DEPOSIT ONLINE 2356231 TFR Westpac DIY Super SaSuper DIY to Super		\$1,000.00	\$490.30
17 Nov 2017	PAYMENT BY AUTHORITY TO Asteron Life 02481632/00002	-\$622.12		-\$509.70
15 Nov 2017	PAYMENT BY AUTHORITY TO ORIGIN ELEC 052504191045	-\$558.93		\$112.42
14 Nov 2017	WITHDRAWAL MOBILE 7618564 BPAY AUTOMIC PT	-\$4,312.50		\$671.35
14 Nov 2017	DEPOSIT ONLINE 2084600 TFR Westpac DIY Super SaDIY to Super		\$4,000.00	\$4,983.85
13 Nov 2017	PAYMENT BY AUTHORITY TO Asteron Life 02481632/00001	-\$285.87		\$983.85
13 Nov 2017	PAYMENT BY AUTHORITY TO OSR QLD 400006497848	-\$6,108.75		\$1,269.72
6 Nov 2017	DEPOSIT ONLINE 2757641 TFR Private Bank Cheque Rent rec Oct 18		\$6,122.00	\$7,378.47
2 Nov 2017	WITHDRAWAL ONLINE 1091942 PYMT L1 Capital L1 Long Short Fund	-\$20,000.00		\$1,256.47
27 Oct 2017	WITHDRAWAL ONLINE 4148738 BPAY QLD URBAN Urban Utilities	-\$274.10		\$21,256.47
25 Oct 2017	DEPOSIT ONLINE 2572654 TFR Private Bank Cheque Rent rec'd Sep '18		\$6,122.00	\$21,530.57
23 Oct 2017	WITHDRAWAL ONLINE 1769096 PYMT A Micalizz MCA	-\$2,310.00		\$15,408.57
23 Oct 2017			\$6,122.00	\$17,718.57

Date ▾	Description	Debit	Credit	Balance ¹
	DEPOSIT ONLINE 2588845 TFR Private Bank Cheque Rent rec'd Aug 18			
20 Oct 2017	DEPOSIT 3648904 PERSHING/WILSONS		\$4,300.00	\$11,596.57
17 Oct 2017	PAYMENT BY AUTHORITY TO Asteron Life 02481632/00002	-\$622.12		\$7,296.57
13 Oct 2017	DEPOSIT SBSCH 460000949419		\$438.46	\$7,918.69
12 Oct 2017	PAYMENT BY AUTHORITY TO ORIGIN ELEC 078703936764	-\$435.41		\$7,480.23
11 Oct 2017	PAYMENT BY AUTHORITY TO Asteron Life 02481632/00001	-\$285.87		\$7,915.64
9 Oct 2017	WITHDRAWAL ONLINE 9140478 BPAY ATO Super ATO	-\$762.00		\$8,201.51
29 Sep 2017	PAYMENT BY AUTHORITY TO OSR QLD 400006497848	-\$6,108.75		\$8,963.51
29 Sep 2017	DEPOSIT ONLINE 2804136 TFR Westpac DIY Super Sasuper DIY to Super		\$10,000.00	\$15,072.26
28 Sep 2017	WITHDRAWAL ONLINE 0767834 BPAY DEFT PAYME deft	-\$1,269.64		\$5,072.26
25 Sep 2017	WITHDRAWAL ONLINE 3310667 BPAY pershing s Wilsons	-\$30,000.00		\$6,341.90
25 Sep 2017	DEPOSIT ONLINE 2500796 TFR Westpac DIY Super SaSuper DIY to Super		\$30,000.00	\$36,341.90
18 Sep 2017	PAYMENT BY AUTHORITY TO Asteron Life 02481632/00002	-\$525.57		\$6,341.90
15 Sep 2017	DEPOSIT SBSCH 420000564218		\$657.69	\$6,867.47
14 Sep 2017	DEPOSIT SBSCH 400000670700		\$438.46	\$6,209.78
13 Sep 2017	WITHDRAWAL ONLINE 4678815 BPAY BCC RATES Rates	-\$4,978.00		\$5,771.32
11 Sep 2017	PAYMENT BY AUTHORITY TO ORIGIN ELEC 086803924654	-\$385.34		\$10,749.32
11 Sep 2017	PAYMENT BY AUTHORITY TO Asteron Life 02481632/00001	-\$245.54		\$11,134.66
31 Aug 2017	DEPOSIT ONLINE 2471699 TFR Private Bank Cheque Rent Rec'd		\$6,122.00	\$11,380.20
29 Aug 2017	PREMIER ADVANTAGE ANNUAL PACKAGE FEE	-\$395.00		\$5,258.20
24 Aug 2017	DEPOSIT ATO ATO42220320262R236		\$5,000.00	\$5,653.20
21 Aug 2017	DEPOSIT SBSCH 460000935899		\$438.46	\$653.20
17 Aug 2017	PAYMENT BY AUTHORITY TO Asteron Life 02481632/00002	-\$525.57		\$214.74
11 Aug 2017	PAYMENT BY AUTHORITY TO Asteron Life 02481632/00001	-\$245.54		\$740.31
10 Aug 2017	PAYMENT BY AUTHORITY TO ORIGIN ELEC 079103834290	-\$453.71		\$985.85
10 Aug 2017	DEPOSIT ONLINE 2492302 TFR Westpac DIY Super SaSuper DIY to super		\$1,200.00	\$1,439.56
7 Aug 2017	WITHDRAWAL ONLINE 1820684 BPAY BCC RATES Rate Account BCC	-\$4,999.45		\$239.56
7 Aug 2017	DEPOSIT ONLINE 2784837 TFR Westpac DIY Super SaSuper DIY to Super		\$3,600.00	\$5,239.01
31 Jul 2017	WITHDRAWAL ONLINE 1938763 PYMT A Micalizz MCA Accountants	-\$275.00		\$1,639.01
31 Jul 2017	WITHDRAWAL ONLINE 1091639 BPAY QLD URBAN Urban Utilities	-\$274.53		\$1,914.01
27 Jul 2017	WITHDRAWAL ONLINE 1081694 PYMT Bluesky Bluesky	-\$20,000.00		\$2,188.54
27 Jul 2017	DEPOSIT ONLINE 2072495 TFR Westpac DIY Super SaSuper DIY to Super		\$20,000.00	\$22,188.54

Date ▾	Description	Debit	Credit	Balance ¹
20 Jul 2017	WITHDRAWAL ONLINE 0237118 BPAY pershing s Wilsons	-\$12,000.00		\$2,188.54
17 Jul 2017	PAYMENT BY AUTHORITY TO Asteron Life 02481632/00002	-\$525.57		\$14,188.54
14 Jul 2017	WITHDRAWAL ONLINE 0956476 BPAY TAX OFFICE ATO	-\$747.00		\$14,714.11
11 Jul 2017	PAYMENT BY AUTHORITY TO ORIGIN ELEC 077203717330	-\$456.20		\$15,461.11
11 Jul 2017	PAYMENT BY AUTHORITY TO Asteron Life 02481632/00001	-\$245.54		\$15,917.31
7 Jul 2017	WITHDRAWAL ONLINE 1262651 TFR Westpac DIY to Super DIY	-\$70,000.00		\$16,162.85
30 Jun 2017	DEPOSIT BLUESKY OAKTREEDISTRIBUTIO		\$48,654.73	\$86,162.85
26 Jun 2017	WITHDRAWAL ONLINE 5345752 BPAY DEFT PAYME Body Corp Fees	-\$1,269.64		\$37,508.12
22 Jun 2017	DEPOSIT SBSCH 470000745061		\$657.69	\$38,777.76
21 Jun 2017	WITHDRAWAL ONLINE 3516225 BPAY QLD URBAN Urban Util	-\$269.60		\$38,120.07
21 Jun 2017	DEPOSIT ONLINE 2106086 TFR Private Bank Cheque Rent Rec'd Jun 17		\$6,122.00	\$38,389.67
20 Jun 2017	DEPOSIT ASTERON LIFE 001111336		\$57.04	\$32,267.67
19 Jun 2017	PAYMENT BY AUTHORITY TO Asteron Life 02481632/00002	-\$525.57		\$32,210.63
15 Jun 2017	PAYMENT BY AUTHORITY TO ORIGIN ELEC 080203796815	-\$434.61		\$32,736.20
12 Jun 2017	PAYMENT BY AUTHORITY TO Asteron Life 02481632/00001	-\$302.58		\$33,170.81
9 Jun 2017	DEPOSIT ONLINE 2257770 TFR Private Bank Cheque Rent Rec'd May 17		\$6,122.00	\$33,473.39
9 Jun 2017	DEPOSIT ONLINE 2245826 TFR Private Bank Cheque Rent Rec'd Apr 17		\$6,122.00	\$27,351.39
6 Jun 2017	DEPOSIT SBSCH 400000643072		\$219.23	\$21,229.39
5 Jun 2017	DEPOSIT ONLINE 2297245 TFR Private Bank Cheque Rent Rec'd Mar 17		\$6,122.00	\$21,010.16
26 May 2017	DEPOSIT ONLINE 2127340 TFR Private Bank Cheque Rent Paid Feb 17		\$6,122.00	\$14,888.16
18 May 2017	PAYMENT BY AUTHORITY TO ORIGIN ELEC 076003480007	-\$475.71		\$8,766.16
17 May 2017	PAYMENT BY AUTHORITY TO Asteron Life 02481632/00002	-\$555.52		\$9,241.87
11 May 2017	PAYMENT BY AUTHORITY TO Asteron Life 02481632/00001	-\$302.58		\$9,797.39
10 May 2017	DEPOSIT SBSCH 490000688879		\$657.69	\$10,099.97
9 May 2017	WITHDRAWAL ONLINE 4743982 BPAY QLD URBAN Urban Utilities	-\$269.03		\$9,442.28
27 Apr 2017	WITHDRAWAL ONLINE 1038656 PYMT Charlie My C Mylne Builder	-\$6,103.19		\$9,711.31
20 Apr 2017	WITHDRAWAL ONLINE 1718740 BPAY DEFT PAYME Body Corp Bellevue	-\$1,377.35		\$15,814.50
18 Apr 2017	PAYMENT BY AUTHORITY TO Asteron Life 02481632/00002	-\$555.52		\$17,191.85
18 Apr 2017	WITHDRAWAL ONLINE 2294083 BPAY TAX OFFICE ATO	-\$747.00		\$17,747.37
13 Apr 2017	PAYMENT BY AUTHORITY TO ORIGIN ELEC 086903663088	-\$582.12		\$18,494.37
11 Apr 2017	PAYMENT BY AUTHORITY TO Asteron Life 02481632/00001	-\$302.58		\$19,076.49
4 Apr 2017			\$445.00	\$19,379.07



Cash & Accrual Account Statement

From 1 Jul 2017 to 30 Jun 2018

Your Account: The Ross Galloway S/F

Account Number: W1506878

Your Adviser: David Thompson

Branch: Brisbane

Telephone: 07 3212 1327

Email: David.Thompson@wilsonsadvisory.com.au

Trade Date	Settlement Date	Description	Debit	Credit	Balance*
Cash Management Account					
30-06-17	30-06-17	Opening Balance			10,101.78
01-07-17	01-07-17	Cash Deposit - CMA Credit Interest	-	23.65	10,125.43
03-07-17	03-07-17	ALL Dividend Received	-	46.90	10,172.33
05-07-17	05-07-17	NAB Dividend Received	-	338.58	10,510.91
14-07-17	14-07-17	Transfer to Cash Ledger from CMA	488.91	-	10,022.00
24-07-17	24-07-17	Transfer to Cash Ledger from CMA	7,998.62	-	2,023.38
25-07-17	25-07-17	IVV Dividend Received	-	34.45	2,057.83
31-07-17	31-07-17	MGE Dividend Received	-	300.00	2,357.83
01-08-17	01-08-17	Cash Deposit - CMA Credit Interest	-	11.40	2,369.23
11-08-17	11-08-17	VVR Dividend Received	-	363.00	2,732.23
14-08-17	14-08-17	ETL0172AU Dividend Received	-	224.80	2,957.03
14-08-17	14-08-17	SYD Dividend Received	-	330.00	3,287.03
14-08-17	14-08-17	Transfer to Cash Ledger from CMA	515.73	-	2,771.30
01-09-17	01-09-17	Cash Deposit - CMA Credit Interest	-	3.70	2,775.00
14-09-17	14-09-17	Transfer to Cash Ledger from CMA	514.10	-	2,260.90
20-09-17	20-09-17	SUN Dividend Received	-	420.00	2,680.90
26-09-17	26-09-17	BHP Dividend Received	-	333.58	3,014.48
26-09-17	26-09-17	Deposit CMA from Cash Ledger	-	30,000.00	33,014.48
26-09-17	26-09-17	SGR Dividend Received	-	148.75	33,163.23
27-09-17	27-09-17	Transfer to Cash Ledger from CMA	30,000.00	-	3,163.23
28-09-17	28-09-17	HSO Dividend Received	-	119.00	3,282.23
29-09-17	29-09-17	CBA Dividend Received	-	733.70	4,015.93
29-09-17	29-09-17	ISU Dividend Received	-	181.20	4,197.13
01-10-17	01-10-17	Cash Deposit - CMA Credit Interest	-	5.14	4,202.27
03-10-17	03-10-17	SIV Dividend Received	-	402.86	4,605.13
13-10-17	13-10-17	CSL Dividend Received	-	91.53	4,696.66
13-10-17	13-10-17	SEK Dividend Received	-	141.75	4,838.41
16-10-17	16-10-17	Transfer to Cash Ledger from CMA	524.42	-	4,313.99
20-10-17	20-10-17	Transfer to Cash Ledger from CMA	4,300.00	-	13.99
23-10-17	23-10-17	Deposit CMA from Cash Ledger	-	622.89	636.88
24-10-17	24-10-17	IVV Dividend Received	-	76.47	713.35
01-11-17	01-11-17	Cash Deposit - CMA Credit Interest	-	4.19	717.54
14-11-17	14-11-17	Transfer to Cash Ledger from CMA	595.04	-	122.50
15-11-17	15-11-17	PL8 Dividend Received	-	45.00	167.50
30-11-17	30-11-17	PL8 Dividend Received	-	45.00	212.50
01-12-17	01-12-17	Cash Deposit - CMA Credit Interest	-	0.55	213.05
13-12-17	13-12-17	NAB Dividend Received	-	338.58	551.63
15-12-17	15-12-17	Transfer to Cash Ledger from CMA	551.63	-	-

* All amounts shown are in Native Currency. If the Native Currency is not Australian Dollars (AUD), then the Currency and the equivalent AUD amount as at the date of the report will be displayed at the Closing Balance .



Cash & Accrual Account Statement

From 1 Jul 2017 to 30 Jun 2018

Your Account: The Ross Galloway S/F

Account Number: W1506878

Your Adviser: David Thompson

Branch: Brisbane

Telephone: 07 3212 1327

Email: David.Thompson@wilsonsadvisory.com.au

Trade Date	Settlement Date	Description	Debit	Credit	Balance*
18-12-17	18-12-17	Deposit CMA from Cash Ledger	-	27,370.34	27,370.34
20-12-17	20-12-17	ALL Dividend Received	-	67.00	27,437.34
29-12-17	29-12-17	PL8 Dividend Received	-	45.00	27,482.34
01-01-18	01-01-18	Cash Deposit - CMA Credit Interest	-	17.53	27,499.87
02-01-18	02-01-18	Transfer to Cash Ledger from CMA	24,884.75	-	2,615.12
15-01-18	15-01-18	Transfer to Cash Ledger from CMA	625.27	-	1,989.85
16-01-18	16-01-18	MGG Dividend Received	-	600.00	2,589.85
19-01-18	19-01-18	IVV Dividend Received	-	75.14	2,664.99
31-01-18	31-01-18	PL8 Dividend Received	-	45.00	2,709.99
01-02-18	01-02-18	Cash Deposit - CMA Credit Interest	-	4.79	2,714.78
14-02-18	14-02-18	SYD Dividend Received	-	360.00	3,074.78
14-02-18	14-02-18	Transfer to Cash Ledger from CMA	629.53	-	2,445.25
15-02-18	15-02-18	VVR Dividend Received	-	363.00	2,808.25
15-02-18	15-02-18	Deposit CMA from Cash Ledger	-	10,675.25	13,483.50
16-02-18	16-02-18	Transfer to Cash Ledger from CMA	12,000.00	-	1,483.50
28-02-18	28-02-18	PL8 Dividend Received	-	45.00	1,528.50
01-03-18	01-03-18	Cash Deposit - CMA Credit Interest	-	3.19	1,531.69
15-03-18	15-03-18	Transfer to Cash Ledger from CMA	629.40	-	902.29
20-03-18	20-03-18	Deposit CMA from Cash Ledger	-	16,345.76	17,248.05
21-03-18	21-03-18	Deposit CMA from Cash Ledger	-	10,927.60	28,175.65
22-03-18	22-03-18	SGR Dividend Received	-	131.25	28,306.90
23-03-18	23-03-18	HSO Dividend Received	-	108.80	28,415.70
27-03-18	27-03-18	BHP Dividend Received	-	444.69	28,860.39
27-03-18	27-03-18	Transfer to Cash Ledger from CMA	5,595.84	-	23,264.55
28-03-18	28-03-18	CBA Dividend Received	-	638.00	23,902.55
29-03-18	29-03-18	ISL Dividend Received	-	67.95	23,970.50
01-04-18	01-04-18	Cash Deposit - CMA Credit Interest	-	15.03	23,985.53
03-04-18	03-04-18	Transfer to Cash Ledger from CMA	10,800.00	-	13,185.53
13-04-18	13-04-18	CSL Dividend Received	-	100.50	13,286.03
13-04-18	13-04-18	SEK Dividend Received	-	162.00	13,448.03
13-04-18	13-04-18	Transfer to Cash Ledger from CMA	604.81	-	12,843.22
16-04-18	16-04-18	ZNT Dividend Received	-	137.50	12,980.72
16-04-18	16-04-18	Transfer to Cash Ledger from CMA	12,843.22	-	137.50
17-04-18	17-04-18	Transfer to Cash Ledger from CMA	137.50	-	-
23-04-18	23-04-18	IVV Dividend Received	-	73.74	73.74
27-04-18	27-04-18	Deposit CMA from Cash Ledger	-	2,194.95	2,268.69
01-05-18	01-05-18	Cash Deposit - CMA Credit Interest	-	10.30	2,278.99
15-05-18	15-05-18	Transfer to Cash Ledger from CMA	616.05	-	1,662.94
16-05-18	16-05-18	Deposit CMA from Cash Ledger	-	9,624.43	11,287.37
22-05-18	22-05-18	Deposit CMA from Cash Ledger	-	3,359.51	14,646.88

* All amounts shown are in Native Currency. If the Native Currency is not Australian Dollars (AUD), then the Currency and the equivalent AUD amount as at the date of the report will be displayed at the Closing Balance .

Cash & Accrual Account Statement

From 1 Jul 2017 to 30 Jun 2018

Your Account: The Ross Galloway S/F

Account Number: W1506878

Your Adviser: David Thompson

Branch: Brisbane

Telephone: 07 3212 1327

Email: David.Thompson@wilsonsadvisory.com.au

Trade Date	Settlement Date	Description	Debit	Credit	Balance*
31-05-18	31-05-18	Deposit CMA from Cash Ledger	-	8,033.25	22,680.13
01-06-18	01-06-18	Cash Deposit - CMA Credit Interest	-	11.56	22,691.69
15-06-18	15-06-18	Transfer to Cash Ledger from CMA	638.89	-	22,052.80
30-06-18	30-06-18	Closing Balance			22,052.80
			115,493.71	127,444.73	22,052.80

Applications Accrual Account

30-06-17	30-06-17	Opening Balance			-
27-09-17	27-09-17	Cash Deposit - MGG Priority Application	-	30,000.00	30,000.00
12-10-17	12-10-17	Cash Withdrawal - MGG IPO Allotment	30,000.00	-	-
22-11-17	22-11-17	Cash Withdrawal - 3:8 Non Renounceable Issue of Shares @ 1.15 AUD per share	4,312.50	-	-4,312.50
22-11-17	22-11-17	ZNT Entitlement Applied Externally	-	4,312.50	-
16-02-18	16-02-18	Cash Deposit - ETL0172AU AUSMAQ Application	-	12,000.00	12,000.00
19-02-18	19-02-18	Cash Withdrawal - Purchase: 4856.92@247.07 MFS Concentrated Global Equity Trust (Wholesale) (ETL0172AU)	12,000.00	-	-
30-06-18	30-06-18	Closing Balance			0.00
			46,312.50	46,312.50	0.00

Distribution Accrual Account

30-06-17	30-06-17	Opening Balance			2,427.81
01-07-17	14-08-17	Corporate Action - SYD.ASX Dividend	-	330.00	2,757.81
03-07-17	03-07-17	Cash Withdrawal - ALL Dividend Received	46.90	-	2,710.91
03-07-17	03-07-17	Cash Withdrawal - Corporate Action - ANZ.ASX Dividend	720.00	-	1,990.91
03-07-17	03-07-17	Cash Deposit - ANZ DRP Balance Brought Forward	-	9.60	2,000.51
04-07-17	04-07-17	Cash Withdrawal - Corporate Action - WBC.ASX Dividend	774.54	-	1,225.97
04-07-17	04-07-17	Cash Deposit - WBC DRP Balance Brought Forward	-	1.86	1,227.83
05-07-17	05-07-17	Cash Withdrawal - NAB Dividend Received	338.58	-	889.25
25-07-17	25-07-17	Cash Withdrawal - IVV Dividend Received	34.45	-	854.80
25-07-17	11-08-17	Corporate Action - VVR.ASX Dividend	-	363.00	1,217.80
31-07-17	31-07-17	Cash Withdrawal - MGE Dividend Received	300.00	-	917.80
11-08-17	11-08-17	Cash Withdrawal - VVR Dividend Received	363.00	-	554.80
14-08-17	14-08-17	Cash Withdrawal - ETL0172AU Dividend Received	224.80	-	330.00
14-08-17	14-08-17	Cash Withdrawal - SYD Dividend Received	330.00	-	-
16-08-17	20-09-17	Corporate Action - SUN.ASX Dividend	-	420.00	420.00
16-08-17	29-09-17	Corporate Action - CBA.ASX Dividend	-	733.70	1,153.70
22-08-17	29-09-17	Corporate Action - ISU.ASX Dividend	-	181.20	1,334.90
28-08-17	26-09-17	Corporate Action - SGR.ASX Dividend	-	148.75	1,483.65
06-09-17	28-09-17	Corporate Action - HSO.ASX Dividend	-	119.00	1,602.65
07-09-17	26-09-17	Corporate Action - BHP.ASX Dividend	-	333.58	1,936.23
07-09-17	02-10-17	Corporate Action - SIV.ASX Dividend	-	402.86	2,339.09
12-09-17	13-10-17	Corporate Action - CSL.ASX Dividend	-	91.53	2,430.62
14-09-17	13-10-17	Corporate Action - SEK.ASX Dividend	-	141.75	2,572.37

* All amounts shown are in Native Currency. If the Native Currency is not Australian Dollars (AUD), then the Currency and the equivalent AUD amount as at the date of the report will be displayed at the Closing Balance .

Cash & Accrual Account Statement

From 1 Jul 2017 to 30 Jun 2018

Your Account: The Ross Galloway S/F

Account Number: W1506878

Your Adviser: David Thompson

Branch: Brisbane

Telephone: 07 3212 1327

Email: David.Thompson@wilsonsadvisory.com.au

Trade Date	Settlement Date	Description	Debit	Credit	Balance*
20-09-17	20-09-17	Cash Withdrawal - SUN Dividend Received	420.00	-	2,152.37
26-09-17	26-09-17	Cash Withdrawal - BHP Dividend Received	333.58	-	1,818.79
26-09-17	26-09-17	Cash Withdrawal - SGR Dividend Received	148.75	-	1,670.04
27-09-17	24-10-17	Corporate Action - IVV.AXW Dividend (Non Tax Treaty WHT)	-	76.47	1,746.51
28-09-17	28-09-17	Cash Withdrawal - HSO Dividend Received	119.00	-	1,627.51
29-09-17	29-09-17	Cash Withdrawal - CBA Dividend Received	733.70	-	893.81
29-09-17	29-09-17	Cash Withdrawal - ISU Dividend Received	181.20	-	712.61
03-10-17	03-10-17	Cash Withdrawal - SIV Dividend Received	402.86	-	309.75
13-10-17	13-10-17	Cash Withdrawal - CSL Dividend Received	91.53	-	218.22
13-10-17	13-10-17	Cash Withdrawal - SEK Dividend Received	141.75	-	76.47
16-10-17	31-10-17	Corporate Action - PL8.ASX Dividend	-	45.00	121.47
24-10-17	24-10-17	Cash Withdrawal - IVV Dividend Received	76.47	-	45.00
09-11-17	13-12-17	Corporate Action - NAB.ASX Dividend	-	338.58	383.58
13-11-17	18-12-17	Cash Deposit - Corporate Action - ANZ.ASX Dividend	-	730.40	1,113.98
13-11-17	22-12-17	Cash Deposit - Corporate Action - WBC.ASX Dividend	-	797.12	1,911.10
15-11-17	15-11-17	Cash Withdrawal - PL8 Dividend Received	45.00	-	1,866.10
15-11-17	30-11-17	Corporate Action - PL8.ASX Dividend	-	45.00	1,911.10
30-11-17	30-11-17	Cash Withdrawal - PL8 Dividend Received	45.00	-	1,866.10
05-12-17	20-12-17	Corporate Action - ALL.ASX Dividend	-	67.00	1,933.10
13-12-17	13-12-17	Cash Withdrawal - NAB Dividend Received	338.58	-	1,594.52
13-12-17	29-12-17	Corporate Action - PL8.ASX Dividend	-	45.00	1,639.52
18-12-17	18-12-17	Cash Withdrawal - Corporate Action - ANZ.ASX Dividend	725.50	-	914.02
18-12-17	18-12-17	Cash Withdrawal - ANZ DRP Balance Added to Reinvestment Pool	4.90	-	909.12
20-12-17	20-12-17	Cash Withdrawal - ALL Dividend Received	67.00	-	842.12
20-12-17	19-01-18	Corporate Action - IVV.AXW Dividend (Non Tax Treaty WHT)	-	75.14	917.26
22-12-17	22-12-17	Cash Withdrawal - Corporate Action - WBC.ASX Dividend	790.50	-	126.76
22-12-17	22-12-17	Cash Withdrawal - WBC DRP Balance Added to Reinvestment Pool	6.62	-	120.14
28-12-17	16-01-18	Corporate Action - MGG.ASX Dividend	-	600.00	720.14
28-12-17	14-02-18	Corporate Action - SYD.ASX Dividend	-	360.00	1,080.14
29-12-17	29-12-17	Cash Withdrawal - PL8 Dividend Received	45.00	-	1,035.14
16-01-18	16-01-18	Cash Withdrawal - MGG Dividend Received	600.00	-	435.14
16-01-18	31-01-18	Corporate Action - PL8.ASX Dividend	-	45.00	480.14
19-01-18	19-01-18	Cash Withdrawal - IVV Dividend Received	75.14	-	405.00
31-01-18	31-01-18	Cash Withdrawal - PL8 Dividend Received	45.00	-	360.00
31-01-18	15-02-18	Corporate Action - VVR.ASX Dividend	-	363.00	723.00
13-02-18	28-02-18	Corporate Action - PL8.ASX Dividend	-	45.00	768.00
14-02-18	14-02-18	Cash Withdrawal - SYD Dividend Received	360.00	-	408.00
14-02-18	28-03-18	Corporate Action - CBA.ASX Dividend	-	638.00	1,046.00
15-02-18	15-02-18	Cash Withdrawal - VVR Dividend Received	363.00	-	683.00
21-02-18	22-03-18	Corporate Action - SGR.ASX Dividend	-	131.25	814.25

* All amounts shown are in Native Currency. If the Native Currency is not Australian Dollars (AUD), then the Currency and the equivalent AUD amount as at the date of the report will be displayed at the Closing Balance .

Cash & Accrual Account Statement

From 1 Jul 2017 to 30 Jun 2018

Your Account: The Ross Galloway S/F

Account Number: W1506878

Your Adviser: David Thompson

Branch: Brisbane

Telephone: 07 3212 1327

Email: David.Thompson@wilsonsadvisory.com.au

Trade Date	Settlement Date	Description	Debit	Credit	Balance*
22-02-18	29-03-18	Corporate Action - ISU.ASX Dividend	-	67.95	882.20
28-02-18	28-02-18	Cash Withdrawal - PL8 Dividend Received	45.00	-	837.20
01-03-18	23-03-18	Corporate Action - HSO.ASX Dividend	-	108.80	946.00
08-03-18	27-03-18	Corporate Action - BHP.ASX Dividend	-	444.69	1,390.69
14-03-18	13-04-18	Corporate Action - CSL.ASX Dividend	-	100.50	1,491.19
16-03-18	16-04-18	Corporate Action - ZNT.ASX Dividend	-	137.50	1,628.69
22-03-18	22-03-18	Cash Withdrawal - SGR Dividend Received	131.25	-	1,497.44
23-03-18	23-03-18	Cash Withdrawal - HSO Dividend Received	108.80	-	1,388.64
23-03-18	23-04-18	Corporate Action - IVV.AXW Dividend (Non Tax Treaty WHT)	-	73.74	1,462.38
26-03-18	13-04-18	Corporate Action - SEK.ASX Dividend	-	162.00	1,624.38
27-03-18	27-03-18	Cash Withdrawal - BHP Dividend Received	444.69	-	1,179.69
28-03-18	28-03-18	Cash Withdrawal - CBA Dividend Received	638.00	-	541.69
29-03-18	29-03-18	Cash Withdrawal - ISL Dividend Received	67.95	-	473.74
13-04-18	13-04-18	Cash Withdrawal - CSL Dividend Received	100.50	-	373.24
13-04-18	13-04-18	Cash Withdrawal - SEK Dividend Received	162.00	-	211.24
16-04-18	16-04-18	Cash Withdrawal - ZNT Dividend Received	137.50	-	73.74
23-04-18	23-04-18	Cash Withdrawal - IVV Dividend Received	73.74	-	-
14-05-18	02-07-18	Cash Deposit - Corporate Action - ANZ.ASX Dividend	-	750.40	750.40
15-05-18	05-07-18	Corporate Action - NAB.ASX Dividend	-	338.58	1,088.98
17-05-18	04-07-18	Cash Deposit - Corporate Action - WBC.ASX Dividend	-	820.62	1,909.60
29-05-18	03-07-18	Corporate Action - ALL.ASX Dividend	-	63.65	1,973.25
27-06-18	24-07-18	Corporate Action - IVV.AXW Dividend (Non Tax Treaty WHT)	-	81.12	2,054.37
28-06-18	30-07-18	Corporate Action - MGE.AXW Dividend	-	923.31	2,977.68
28-06-18	31-07-18	Corporate Action - MGG.ASX Dividend	-	637.50	3,615.18
30-06-18	30-06-18	Corporate Action - ETL0172AU.FND Distribution	-	808.20	4,423.38
30-06-18	30-06-18	Closing Balance			4,423.38
			11,201.78	13,197.35	4,423.38

Cash Ledger

30-06-17	30-06-17	Opening Balance			-
14-07-17	14-07-17	GST on Management Fees - Jun 17	44.45	-	-44.45
14-07-17	14-07-17	Management Fees - Jun 17	444.46	-	-488.91
14-07-17	14-07-17	Cash Deposit - Transfer to Cash Ledger from CMA	-	488.91	-
20-07-17	24-07-17	Cash Withdrawal - Purchase: 3600@276 Magellan Global Equities Fund (Managed Fund) (MGE)	9,960.75	-	-9,960.75
20-07-17	24-07-17	Cash Withdrawal - Purchase: 32@31291 iShares S&P 500 ETF (IVV)	10,037.87	-	-19,998.62
21-07-17	21-07-17	BPAY - 00015068786	-	12,000.00	-7,998.62
24-07-17	24-07-17	Cash Deposit - Transfer to Cash Ledger from CMA	-	7,998.62	-
14-08-17	14-08-17	GST on Management Fees - Jul 17	46.88	-	-46.88
14-08-17	14-08-17	Management Fees - Jul 17	468.85	-	-515.73
14-08-17	14-08-17	Cash Deposit - Transfer to Cash Ledger from CMA	-	515.73	-

* All amounts shown are in Native Currency. If the Native Currency is not Australian Dollars (AUD), then the Currency and the equivalent AUD amount as at the date of the report will be displayed at the Closing Balance .

Cash & Accrual Account Statement

From 1 Jul 2017 to 30 Jun 2018

Your Account: The Ross Galloway S/F

Account Number: W1506878

Your Adviser: David Thompson

Branch: Brisbane

Telephone: 07 3212 1327

Email: David.Thompson@wilsonsadvisory.com.au

Trade Date	Settlement Date	Description	Debit	Credit	Balance*
14-09-17	14-09-17	GST on Management Fees - Aug 17	46.74	-	-46.74
14-09-17	14-09-17	Management Fees - Aug 17	467.36	-	-514.10
14-09-17	14-09-17	Cash Deposit - Transfer to Cash Ledger from CMA	-	514.10	-
26-09-17	26-09-17	BPAY - 00015068786	-	30,000.00	30,000.00
26-09-17	26-09-17	Cash Withdrawal - Deposit CMA from Cash Ledger	30,000.00	-	-
27-09-17	27-09-17	MGG Priority Application	30,000.00	-	-30,000.00
27-09-17	27-09-17	Cash Deposit - Transfer to Cash Ledger from CMA	-	30,000.00	-
16-10-17	16-10-17	GST on Management Fees - Sep 17	47.67	-	-47.67
16-10-17	16-10-17	Management Fees - Sep 17	476.75	-	-524.42
16-10-17	16-10-17	Cash Deposit - Transfer to Cash Ledger from CMA	-	524.42	-
19-10-17	23-10-17	Cash Deposit - Sale: 14392@4.5 Covata Limited (CVT)	-	622.89	622.89
20-10-17	20-10-17	Direct Debit - Eraden Pty Ltd	4,300.00	-	-3,677.11
20-10-17	20-10-17	Cash Deposit - Transfer to Cash Ledger from CMA	-	4,300.00	622.89
23-10-17	23-10-17	Cash Withdrawal - Deposit CMA from Cash Ledger	622.89	-	-
14-11-17	14-11-17	GST on Management Fees - Oct 17	54.09	-	-54.09
14-11-17	14-11-17	Management Fees - Oct 17	540.95	-	-595.04
14-11-17	14-11-17	Cash Deposit - Transfer to Cash Ledger from CMA	-	595.04	-
14-12-17	18-12-17	Cash Deposit - Sale: 1050@1423 Suncorp Group Limited (SUN)	-	14,916.75	14,916.75
14-12-17	18-12-17	Cash Deposit - Sale: 1605@781 Silver Chef Limited (SIV)	-	12,510.30	27,427.05
15-12-17	15-12-17	Management Fees - Nov 17	553.04	-	26,874.01
15-12-17	15-12-17	GST on Management Fees - Nov 17	55.30	-	26,818.71
15-12-17	15-12-17	Cash Deposit - Transfer to Cash Ledger from CMA	-	551.63	27,370.34
18-12-17	18-12-17	Cash Withdrawal - Deposit CMA from Cash Ledger	27,370.34	-	-
28-12-17	02-01-18	Cash Withdrawal - Purchase: 22000@113 Pilbara Minerals Limited (PLS)	24,884.75	-	-24,884.75
02-01-18	02-01-18	Cash Deposit - Transfer to Cash Ledger from CMA	-	24,884.75	-
15-01-18	15-01-18	GST on Management Fees - Dec 17	56.84	-	-56.84
15-01-18	15-01-18	Management Fees - Dec 17	568.43	-	-625.27
15-01-18	15-01-18	Cash Deposit - Transfer to Cash Ledger from CMA	-	625.27	-
15-01-18	17-01-18	Cash Deposit - Sale: 785@652 Afterpay Touch Group Limited (APT)	-	5,093.45	5,093.45
17-01-18	17-01-18	034-111 180169	5,093.45	-	-
13-02-18	15-02-18	Cash Deposit - Sale: 10000@107 Plato Income Maximiser Limited (PL8)	-	10,675.25	10,675.25
14-02-18	14-02-18	GST on Management Fees - Jan 18	57.23	-	10,618.02
14-02-18	14-02-18	Management Fees - Jan 18	572.30	-	10,045.72
14-02-18	14-02-18	Cash Deposit - Transfer to Cash Ledger from CMA	-	629.53	10,675.25
15-02-18	15-02-18	Cash Withdrawal - Deposit CMA from Cash Ledger	10,675.25	-	-
16-02-18	16-02-18	ETL0172AU AUSMAQ Application	12,000.00	-	-12,000.00
16-02-18	16-02-18	Cash Deposit - Transfer to Cash Ledger from CMA	-	12,000.00	-
15-03-18	15-03-18	GST on Management Fees - Feb 18	57.22	-	-57.22
15-03-18	15-03-18	Management Fees - Feb 18	572.18	-	-629.40
15-03-18	15-03-18	Cash Deposit - Transfer to Cash Ledger from CMA	-	629.40	-

* All amounts shown are in Native Currency. If the Native Currency is not Australian Dollars (AUD), then the Currency and the equivalent AUD amount as at the date of the report will be displayed at the Closing Balance .

Cash & Accrual Account Statement

From 1 Jul 2017 to 30 Jun 2018

Your Account: The Ross Galloway S/F

Account Number: W1506878

Your Adviser: David Thompson

Branch: Brisbane

Telephone: 07 3212 1327

Email: David.Thompson@wilsonsadvisory.com.au

Trade Date	Settlement Date	Description	Debit	Credit	Balance*
16-03-18	20-03-18	Cash Deposit - Sale: 2393@684.1 Elmo Software Limited (ELO)	-	16,345.76	16,345.76
19-03-18	21-03-18	Cash Deposit - Sale: 1607@680 Elmo Software Limited (ELO)	-	10,927.60	27,273.36
20-03-18	20-03-18	Cash Withdrawal - Deposit CMA from Cash Ledger	16,345.76	-	10,927.60
21-03-18	21-03-18	Cash Withdrawal - Deposit CMA from Cash Ledger	10,927.60	-	-
26-03-18	27-03-18	Cash Withdrawal - Purchase: 46632@12 Oncosil Medical Ltd (OSLXX)	5,595.84	-	-5,595.84
27-03-18	27-03-18	Cash Deposit - Transfer to Cash Ledger from CMA	-	5,595.84	-
28-03-18	03-04-18	Cash Withdrawal - Purchase: 2000@540 Elmo Software Limited (ELOXX)	10,800.00	-	-10,800.00
03-04-18	03-04-18	Cash Deposit - Transfer to Cash Ledger from CMA	-	10,800.00	-
13-04-18	13-04-18	Management Fees - Mar 18	549.83	-	-549.83
13-04-18	13-04-18	GST on Management Fees - Mar 18	54.98	-	-604.81
13-04-18	13-04-18	Cash Deposit - Transfer to Cash Ledger from CMA	-	604.81	-
16-04-18	16-04-18	Cash Withdrawal - Purchase: 6500@200 L1 Long Short Fund Limited (LSFZZ)	13,000.00	-	-13,000.00
16-04-18	16-04-18	Cash Deposit - Transfer to Cash Ledger from CMA	-	12,843.22	-156.78
17-04-18	17-04-18	Cash Deposit - Transfer to Cash Ledger from CMA	-	137.50	-19.28
19-04-18	19-04-18	Balance Write-off	-	19.28	-
24-04-18	27-04-18	Cash Deposit - Sale: 4530@49 Iselect Limited (ISU)	-	2,194.95	2,194.95
27-04-18	27-04-18	Cash Withdrawal - Deposit CMA from Cash Ledger	2,194.95	-	-
14-05-18	16-05-18	Cash Withdrawal - Purchase: 20361@12 Oncosil Medical Ltd (OSLYY)	2,443.32	-	-2,443.32
14-05-18	16-05-18	Cash Deposit - Sale: 1750@691 Afterpay Touch Group Limited (APT)	-	12,067.75	9,624.43
15-05-18	15-05-18	Management Fees - Apr 18	560.05	-	9,064.38
15-05-18	15-05-18	GST on Management Fees - Apr 18	56.00	-	9,008.38
15-05-18	15-05-18	Cash Deposit - Transfer to Cash Ledger from CMA	-	616.05	9,624.43
16-05-18	16-05-18	Cash Withdrawal - Deposit CMA from Cash Ledger	9,624.43	-	-
18-05-18	22-05-18	Cash Deposit - Sale: 66993@15.5 Oncosil Medical Ltd (OSL)	-	10,359.17	10,359.17
21-05-18	23-05-18	Cash Withdrawal - Purchase: 18918@37 Bluglass Limited (BLGXX)	6,999.66	-	3,359.51
22-05-18	22-05-18	Cash Withdrawal - Deposit CMA from Cash Ledger	3,359.51	-	-
29-05-18	31-05-18	Cash Deposit - Sale: 3400@237 Healthscope Limited (HSO)	-	8,033.25	8,033.25
31-05-18	31-05-18	Cash Withdrawal - Deposit CMA from Cash Ledger	8,033.25	-	-
15-06-18	15-06-18	GST on Management Fees - May 18	58.08	-	-58.08
15-06-18	15-06-18	Management Fees - May 18	580.81	-	-638.89
15-06-18	15-06-18	Cash Deposit - Transfer to Cash Ledger from CMA	-	638.89	-
30-06-18	30-06-18	Closing Balance			0.00
			261,260.11	261,260.11	0.00

* All amounts shown are in Native Currency. If the Native Currency is not Australian Dollars (AUD), then the Currency and the equivalent AUD amount as at the date of the report will be displayed at the Closing Balance .

The Ross Galloway Superannuation Fund

General Ledger

For The Period 01 July 2017 - 30 June 2018

Transaction Date	Description	Units	Debit	Credit	Balance \$
Distributions Receivable (61800)					
<u>Mfs Concentrated Gbl Equ Tr (Ins) (ETL0172AU)</u>					
01/07/2017	Opening Balance				224.80 DR
14/08/2017	Mfs Concentrated Gbl - distn rcv			224.80	0.00 DR
30/06/2018	To record distribution receivable		808.20 C1-1		808.20 DR
			808.20	224.80	808.20 DR
<u>L1 Capital Long Short Fund D Class (ETL0490AU)</u>					
30/06/2018	To record distribution receivable		985.30 M1-3		985.30 DR
			985.30		985.30 DR
<u>MGE- Magellan Global Equities Fund (Managed Fund) - Managed Fund Units Fully (MGE)</u>					
01/07/2017	Opening Balance				300.00 DR
31/07/2017	MGE - Distbn receivable			300.00	0.00 DR
30/06/2018	To record distribution receivable		923.31 C1-1		923.31 DR
			923.31	300.00	923.31 DR
<u>Magellan Global Trust (MGG.AX)</u>					
30/06/2018	To record distribution receivable		637.50 C1-1		637.50 DR
			637.50		637.50 DR
Total Debits:			3,354.31		
Total Credits:				524.80	

Income & Expenses Summary

From 1 Jul 2017 to 30 Jun 2018

Your Account: The Ross Galloway S/F

Account Number: W1506878

Your Adviser: David Thompson

Branch: Brisbane

Telephone: 07 3212 1327

Email: David.Thompson@wilsonsadvisory.com.au

Date	Security Code	Security Description	FX* Rate	Amount	Imputation Credits	Withholding Taxes
29-12-17	PL8	Plato Income Maximiser Ltd		45.00	17.07	-
31-01-18	PL8	Plato Income Maximiser Ltd		45.00	17.07	-
28-02-18	PL8	Plato Income Maximiser Ltd		45.00	17.07	-
				225.00	85.35	-
				225.00	85.35	-
Equity-International-Managed Funds						
Exchange Currency: AUD						
25-07-17	IVV.AXW	iShares Core S&P 500 ETF		49.22	-	14.77
24-10-17	IVV.AXW	iShares Core S&P 500 ETF		109.24	-	32.77
19-01-18	IVV.AXW	iShares Core S&P 500 ETF		107.34	-	32.20
23-04-18	IVV.AXW	iShares Core S&P 500 ETF		105.34	-	31.60
				371.14	-	111.34
28-06-18	MGE.AXW	Magellan Global Equities Fund		923.31	-	-
				923.31	-	-
28-12-17	MGG.ASX	Magellan Global Trust		600.00	-	-
28-06-18	MGG.ASX	Magellan Global Trust		637.50	-	-
				1,237.50	-	-
30-06-18	ETL0172AU.FND	MFS Concentrated Global Equity Trust (Wholesale)		808.20	-	-
				808.20	-	-
				3,340.15	-	111.34
Income Total				13,256.90	3,330.58	111.34
Expense						
Management Fee						
14-07-17	CASH	Management Fees - Jun 17		444.46	-	-
14-08-17	CASH	Management Fees - Jul 17		468.85	-	-
14-09-17	CASH	Management Fees - Aug 17		467.36	-	-
16-10-17	CASH	Management Fees - Sep 17		476.75	-	-
14-11-17	CASH	Management Fees - Oct 17		540.95	-	-
15-12-17	CASH	Management Fees - Nov 17		553.04	-	-
15-01-18	CASH	Management Fees - Dec 17		568.43	-	-
14-02-18	CASH	Management Fees - Jan 18		572.30	-	-
15-03-18	CASH	Management Fees - Feb 18		572.18	-	-
13-04-18	CASH	Management Fees - Mar 18		549.83	-	-

* The FX Rate at the dividend received date.

The Ross Galloway Superannuation Fund

General Ledger

For The Period 01 July 2017 - 30 June 2018

Transaction Date	Description	Units	Debit	Credit	Balance \$
Rent Receivable (62800)					
Rent Receivable (62800)					
22/11/2017	To take up payment as per ATO ICA Account			Per Query Replies 389.00	389.00 CR
30/06/2018	show rent receivable 2018		Journals processed at MCA end 3,536.00		3,147.00 DR
30/06/2018	Clear additional rent in sundry creditors (after reduction for incorrect withdrawals)			1,710.41	1,436.59 DR
			3,536.00	2,099.41	1,436.59 DR

Total Debits: 3,536.00

Total Credits: 2,099.41

Courtney Creevey

Subject: FW: galloway super reimbursement

From: Westpac <alerts@email8.westpac.com.au>
Sent: Wednesday, 31 October 2018 1:37 PM
To: Tony Micalizzi <Tony@mcaqld.com.au>
Subject: Westpac Live, Funds Transfer - Payment details

Funds Transfer payment details

Westpac will never send you an email asking for your sensitive financial information or link directly to a sign-in page. Keep your system security up to date. For more information visit westpac.com.au/hoaxemails **View this email with images**



Paula Galloway has requested Westpac to send this email to you with details of a payment made through Westpac. The privacy policy is located at westpac.com.au/privacy



Payment status

- Status: Paid
- Description: This payment has been processed. Please check you have received the payment.

Payment details

- Scheduled payment date: 31 Oct 2018
- Payment ID: 4344490f-629f-4cc1-bc94-f506b08f6a85
- Amount: AUD 1,436.59
- Withdrawal receipt number: 1449269
- Deposit receipt number: 2449271

Payer details

- Account: Private Bank Cheque Account xxx-111 xxxxxx640
- Description: Rent Catch-up

Payee details

- Account: superannuation xxx-111 xxxxxx169
- Description: Rent Catch-up



The Ross Galloway Superannuation Fund

General Ledger

For The Period 01 July 2017 - 30 June 2018

Transaction Date	Description	Units	Debit	Credit	Balance \$
Water (42600)					
Water (42600)					
31/07/2017	BPAY QLD URBAN Urban Utilities		274.53 C3-2/1		274.53 DR
27/10/2017	BPAY QLD URBAN Urban Utilities		274.10 C3-2/2		548.63 DR
23/01/2018	BPAY QLD URBAN Water and sewerage		327.04 C3-2/3		875.67 DR
04/05/2018	BPAY QLD URBAN Urban Utilities		384.40 C3-2/4		1,260.07 DR
30/06/2018	To reallocate water charges per mail received			1,260.07 C3-2	0.00 DR
			1,260.07	1,260.07	0.00 DR

Sundry Debtors (68000)

Sundry Debtors (68000)

01/07/2017	Opening Balance				6,221.00 DR
06/12/2017	TFR Private Bank Cheque Electricity repaid			5,675.70	C3-1 545.30 DR
30/06/2018	To reallocate water charges per mail received		1,260.07		1,805.37 DR
			1,260.07	5,675.70	1,805.37 DR

Total Debits: 2,520.14

Total Credits: 6,935.77

Courtney Creevey

Subject: FW: Galloway Super reimburse part 2

From: Westpac <alerts@email8.westpac.com.au>
Sent: Wednesday, 31 October 2018 1:40 PM
To: Tony Micalizzi <Tony@mcaqld.com.au>
Subject: Westpac Live, Funds Transfer - Payment details

Funds Transfer payment details

Westpac will never send you an email asking for your sensitive financial information or link directly to a sign-in page. Keep your system security up to date. For more information visit westpac.com.au/hoaxemails **View this email with images**



Paula Galloway has requested Westpac to send this email to you with details of a payment made through Westpac. For more information on our privacy policy located at westpac.com.au/privacy

Payment status

- Status: Paid
- Description: This payment has been processed. Please check you have received the payment.

Payment details

- Scheduled payment date: 31 Oct 2018
- Payment ID: f31ce9da-c320-47de-9f6a-88a45a3dbf5d
- Amount: AUD 1,805.37
- Withdrawal receipt number: 1475597
- Deposit receipt number: 2475598

Payer details

- Account: Private Bank Cheque Account xxx-111 xxxxxx562
- Description: Rental to super

Payee details

- Account: superannuation xxx-111 xxxxxx169
- Description: Rental to super



THE ROSS GALLOWAY SUPERANNUATION FUND
GENERAL LEDGER FOR THE PERIOD 01/07/2016 TO 30/06/2017
FROM ACCOUNT 680 TO 680 - ENTRIES: ALL

Printed: Friday 29 September, 2017 @ 09:14:20

Date	Ref	Type	Units	Debits \$	Credits \$	Balance \$	
680		<u>Sundry Debtors</u>					
01/07/2016		Opening Balance				1,989.39	
15/07/2016	000000	Bank Statement			✓ 1,731.64	257.75	
		Narration: RBS WAR STW DST 001190377992(BL Ref: 0000000)					
31/08/2016	150001	Bank Statement		287.55		545.30	
		Narration: BPAY QLD URBAN Urban Utilities- INVESTMENT TRUST					
		Total Debits:		\$287.55			
		Total Credits:			\$1,731.64		
		Current Year Profit/(Loss):				N/A	

closing Balance .		
27/7/15	Water Unit Trust .	257.75 .
31/8/16	Water Unit Trust	<u>287.55</u>
		545.30 .



Queensland Urban Utilities
ABN 86 673 835 011

Account Enquiries 13 26 57
Faults and Emergencies 13 23 67
www.urbanutilities.com.au

**Water and Sewerage
Quarterly Account**

PAID
27/7/15
257.75

CLA



UR_15195A_434_0010386 037
THE GALLOWAY INVESTMENT UNIT TRUST
C/- ERADEN PTY LTD
PO BOX 2133
ASCOT QLD 4007

Property Location: 30 POWER STREET
NORMAN PARK 4170

Account Summary Period 01/07/2015 - 30/09/2015

Your Last Account

Amount Billed \$266.12
Amount Paid \$266.12 CR

Your Current Account

Balance \$0.00
Current Charges \$257.75

Total Due \$257.75

If full payment is not received by the due date, a compounding interest of 11% per annum will accrue daily on any amount owing.

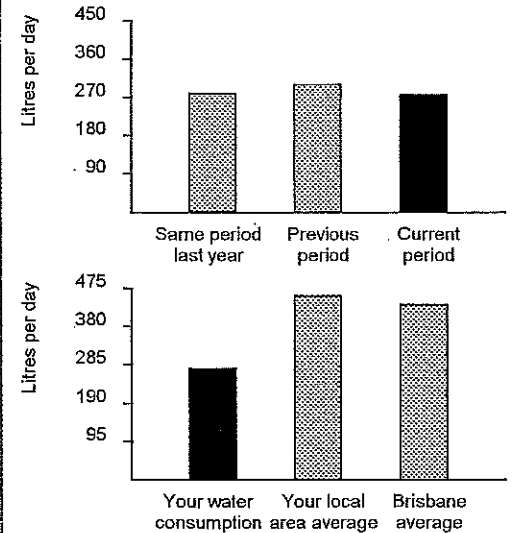
Customer Account Number	10 1014 3720 0000 9
Bill Number	1014 3720 72
Date Issued	20/07/2015
Total Due	\$257.75
Current Charges Due Date	19/08/2015

Your Water Consumption

Water Consumption (kL) 25
Days Charged 89

Average daily water consumption (litres)

Current Period 281
Same Period Last Year 283



Water and sewerage charges for 2015/16 apply from 1 July 2015
For more information, visit www.urbanutilities.com.au/pricing

M0716

Payment Options

- Direct Debit**
To arrange automatic payment from your bank account call 13 26 57 or visit www.urbanutilities.com.au for an application.
- Telephone and Internet Banking - BPAY[®]**
Contact your bank or financial institution to make this payment from your cheque, savings, debit or transaction account.
BPAY View[®] View and pay this bill using internet banking. More info: www.bpay.com.au
- Internet**
Pay your account online using MasterCard or Visa credit card at www.urbanutilities.com.au

- By Phone**
Call 1300 123 141 to pay your account using your MasterCard or Visa credit card.
- Mail**
Detach this portion of this account and mail with a cheque to Queensland Urban Utilities Locked Bag 3315, Brisbane, QLD 4001
- Pay in Person**
Pay in person at Australia Post with cash, cheque, money order or debit card. Any branch of the Commonwealth Bank with cash or cheque. At any retailer displaying the BPOINT logo with cash, credit card or debit card.
For retailer locations visit www.bpoint.com.au

Amount Paid

Date Paid

Receipt Number

C3-1/2
CL2

Queensland Urban Utilities
ABN 86 673 835 011

Account Enquiries 13 26 57
Faults and Emergencies 13 23 64
www.urbanutilities.com.au



Water and Sewerage Quarterly Account



UR_16285A_457_0011608_0012190_0024379 037
THE GALLOWAY INVESTMENT UNIT TRUST
C/- ERADEN PTY LTD
PO BOX 2133
ASCOT QLD 4007

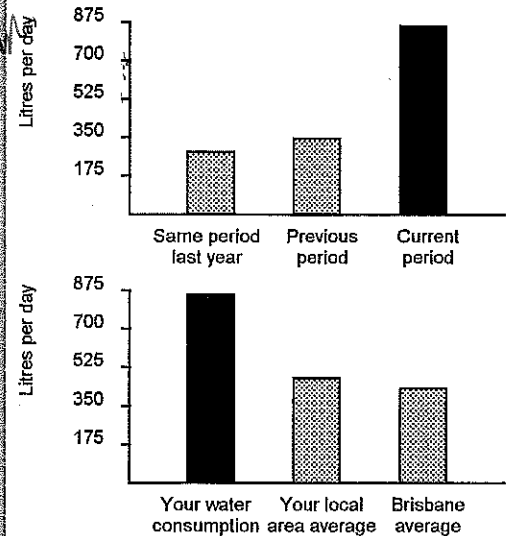


Property Location: 30 POWER STREET
NORMAN PARK 4170

Customer reference number	10 1014 3720 0000 9
Bill number	1014 3720 77
Date issued	18/10/2016
Total due	\$449.15
Current charges due date	17/11/2016

Your Water Consumption

Water Consumption (kL)	78
Days Charged	90
Average daily water consumption (litres)	867
Current Period	867
Same Period Last Year	293



Account Summary Period 01/10/2016 - 31/12/2016

Your Last Account

Amount Billed	\$287.55
Amount Paid	\$287.55CR

Your Current Account

Balance	\$0.00
Current Charges	\$449.15
Total Due	\$449.15

If full payment is not received by the due date, a compounding interest of 11% per annum will accrue daily on any amount owing.

CHECK WILL NOT INVA

Take action to prepare for severe weather or cuts to essential services.

To find out more, see your *In the Pipeline* newsletter.

M1016

Payment options

- Direct debit**
To arrange automatic payment from your bank account, visit www.urbanutilities.com.au/directdebit
- Telephone and internet banking - BPAY®**
Contact your bank or financial institution to make this payment from your cheque, savings, credit card, debit or transaction account.
BPAY View® View and pay this bill using internet banking.
More info: www.bpay.com.au
- Internet**
Pay your account online using MasterCard or Visa credit card at www.urbanutilities.com.au/creditcard

By phone
Call 1300 123 141 to pay your account using your MasterCard or Visa credit card.

Mail
Tear off this slip and return with your cheque payment to Queensland Urban Utilities PO Box 963, Parramatta, NSW 2124

In person
Pay in person at Australia Post with cash, cheque, money order, debit card or any branch of the Commonwealth Bank with cash or cheque.

Amount paid

Date paid

Receipt number

® Registered to BPAY Pty Ltd ABN 69 079 137 518

From: Courtney Creevey [<mailto:courtney@mcagld.com.au>]
Sent: Monday, 29 October 2018 10:45 AM
To: BACKOFFIS AU - Ravi Patodia <ravi.patodia@backoffis.com.au>
Subject: Ross Galloway Super Fund

Hi Ravi,

Taneile has just had a look over the SMSF and it was noted that we cannot claim the water expenses of \$1260.07 as the tenancy agreement doesn't allow.

Could BO please journal this to Sundry Debtors 680000 and we will tell the client to repay

Can all corresponding workpapers please be updated affected please be updated (

Thanks

Kind regards,

*Courtney Henderson
MCA Chartered Accountants
Ph: (07) 3252 9477
Fax: (07) 3252 9677*

AGREEMENTMade (date) **30 September 2016****PARTIES
AND**The person named in item 1 of the reference schedule. (**“Landlord”**)The person named in item 2 of the reference schedule. (**“Tenant”**)**REFERENCE SCHEDULE**

Item 1	LANDLORD	Eraden Pty Ltd ATF The Ross Galloway Superannuation Fund
	Address:	Unit 4 ‘Bellevue Terrace’ 25 Mary Street, Brisbane Qld 4000
	Phone:	(07) 3262 3036
	ABN No:	742 220 320 262
	Email Address:	
	Fax:	
Item 2	TENANT	Eraden Pty Ltd ATF The Ross Galloway Family Trust
	Address:	33 Upper Lancaster Road, Ascot Qld 4007
	Phone:	(07) 3262 3036
	ABN No:	65 827 082 051
	Email Address:	
	Fax:	
Item 3	Premises	Unit 4 ‘Bellevue Terrace’ 25 Mary Street, Brisbane Qld 4000
		(Annex a plan if available)
Item 4	Term	(1) periodic monthly tenancy; or (2) 60 Months
		commencing on 1 December 2017 and ending on 1 December 2022
Item 5	Option for Further term	5 years + 5 years
Item 6	Rent	\$77,000 Per Annum Plus Outgoings (inclusive of GST) for the first term and then in accordance with special conditions.
Item 7	Annual Rent Review Dates	1 July each year
Item 8	Permitted Use	Dental Practice
Item 9	Percentage of Outgoings	See Special Conditions
Item 10	Deposit	\$NIL
Item 11	Landlords Agent Address	N/A
	Phone:	
	ABN No:	
	Email Address:	
	Fax:	

SPECIAL CONDITIONS

Rent will be reviewed and/or increased annually on the 1st July in accordance with Brisbane CPI increases.

If options are exercised the rent will continue to be reviewed annually on the 1st July in accordance with the CPI increases.

The option must be exercised in writing at least six months prior to expiry date (re no later than 1 December in the relevant year).

Item 9-Percentage of Outgoings.

In addition to Item 6, Outgoings shall include the following:

Body Corporate Fees

Land Tax

Rates

Repairs and Maintenance

All outgoings will be reconciled against actual charges at the end of each financial year.

***Water Rates not included**

**Water and Sewerage
Quarterly Account**

C3-2/1



UC_17290A_556_0000322_0000445_0000889 036
ROSS GALLOWAY SUPERANNUATION FUND
C/- ERADEN PTY LTD AS TRUSTEE
ATTN R & P GALLOWAY
PO BOX 2133
ASCOT QLD 4007

*BPAY
27/10/17
\$448738*

Property Location: BELLEVUE TERRACE 4
25 MARY STREET
BRISBANE CITY 4000

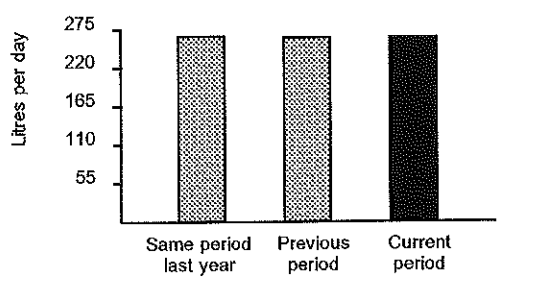
Customer reference number	10 1033 9350 0000 9
Bill number	1033 9350 68
Date issued	24/10/2017
Total due	\$274.10
Current charges due date	23/11/2017

Your Water Consumption

Water Consumption (kL)	24
Days Charged	89

Average daily water consumption (litres)

Current Period	266
Same Period Last Year	268



Account Summary Period Commencing 01/07/2017

Your Last Account

Amount Billed	\$273.96
Amount Paid	\$274.53CR

Your Current Account


Balance	\$0.00
Current Charges	\$274.10

Total Due **\$274.10**

If full payment is not received by the due date, a compounding interest of 11% per annum will accrue daily on any amount owing.

Find out how easy it is to switch to paperless billing today.

Visit www.urbanutilities.com.au/paperless



CM1017

Payment options

- Direct debit**
To arrange automatic payment from your bank account, visit www.urbanutilities.com.au/directdebit
- Telephone and internet banking – BPAY®**
Contact your bank or financial institution to make this payment from your cheque, savings, credit card, debit or transaction account.
BPAY View® View and pay this bill using internet banking. More info: www.bpay.com.au
- Internet**
Pay your account online using MasterCard or Visa credit card at www.urbanutilities.com.au/creditcard

By phone
Call 1300 123 141 to pay your account using your MasterCard or Visa credit card.

Mail
Tear off this slip and return with your cheque payment to Queensland Urban Utilities PO Box 963, Parramatta, NSW 2124

In person
Pay in person at Australia Post with cash, cheque, money order, debit card or any branch of the Commonwealth Bank with cash or cheque.

Amount paid

Date paid

Receipt number

Your Meter Readings

Serial Number	Previous Date Current Date	Previous Read Current Read	Consumption (kilolitres)	Comment
12HB00260	25/05/2017	7351		Estimated
Boundary Meter	22/08/2017	7772	421	
Your share percentage is 5.630000				
Your share of consumption is 24				

Your Account In Detail

Charge Description	Chargeable Units	Unit Cost	Net
--------------------	------------------	-----------	-----

Total water used in 89 days was 24 kilolitres (1 kL = 1,000 litres)

State Bulk Water Price

(State Government Charges)

State Bulk Water Charge 2016/17	10	\$2.748000	\$27.48
State Bulk Water Charge 2017/18	14	\$2.817000	\$39.43

Total State Bulk Water Charges \$66.91

Distributor-Retailer Price

(Distribution and Retail Charges)

Water Usage Charges

Period 25/05/2017 - 22/08/2017

Tier 1 Consumption 2016/17	10	\$0.921832	\$9.21
Tier 1 Consumption 2017/18	14	\$0.768000	\$10.75

Fixed Access Charges

Period 01/07/2017 - 30/09/2017

Water Access Charge \$53.76

Sewerage Charges

Period 01/10/2017 - 31/12/2017

Sewerage Access Charge \$133.47

Total Distribution and Retail Charges \$207.19

Total Current Charges \$274.10



Need help understanding your account? Visit www.urbanutilities.com.au/acounthelp

For general enquiries call **13 26 57** (7am-7pm weekdays)

To report a fault or emergency call **13 23 64** (24/7)

Changing your postal address

Visit www.urbanutilities.com.au/address or call **13 26 57** (7am-7pm weekdays).

Credit card payment fee

Payment by credit card will incur a 0.39% surcharge. We accept Mastercard or Visa credit cards.



Contact your participating financial institution and register to receive your future Water and Sewerage Accounts electronically. For more information go to www.bpay.com.au

Privacy policy

For information on our privacy policy visit www.urbanutilities.com.au/privacy

Interpreter service 13 14 50

当您需口译员时，请致电 13 14 50。
اتصل على الرقم 13 14 50 عندما تكون بحاجة إلى مترجم فوري.
Khi bạn cần thông ngôn, xin gọi số 13 14 50
통역사가 필요하시면 13 14 50 으로 연락하십시오...
Cuando necesite un intérprete llame al 13 14 50

© Queensland Urban Utilities 2017

Tear off slip and return with your cheque payment to PO Box 963, Parramatta, NSW 2124. See reverse for payment options.

Water and Sewerage Account

In Person / Mail Payment Advice

Name: ROSS GALLOWAY
SUPERANNUATION FUND



Billers Code: 112144
Ref: 10 1033 9350 0000 9



BPAY® this payment via Internet or phone banking.
BPAY View® - View and pay this bill using Internet banking.
To use the QR code, use the reader within your mobile banking app.
More info: www.bpay.com.au

Commonwealth Bank

Commonwealth Bank of Australia
ABN 48 123 123 124
240 Queen Street, Brisbane, QLD

Credit

Date

Cash

Teller Stamp
& Initials

Cheques

Current charges due date

23/11/2017



*4001 101033935000009



For Credit Queensland Urban Utilities

Trans Code

User ID

Customer Reference No.

831

066840

101033935000009

\$

Total Due

274 . 10

+757+



**Water and Sewerage
Quarterly Account**



UC_18016A_065_0000270_0000347_0000693 036
ROSS GALLOWAY SUPERANNUATION FUND
C/- ERADEN PTY LTD AS TRUSTEE
ATTN R & P GALLOWAY
PO BOX 2133
ASCOT QLD 4007

Customer reference number	10 1033 9350 0000 9
Bill number	1033 9350 69
Date issued	23/01/2018
Total due	\$327.04
Current charges due date	22/02/2018

Property Location: BELLEVUE TERRACE 4
25 MARY STREET
BRISBANE CITY 4000

Your Water Consumption

Water Consumption (kL)	39
Days Charged	91
Average daily water consumption (litres)	
Current Period	432
Same Period Last Year	273

Account Summary Period Commencing 01/10/2017

Your Last Account

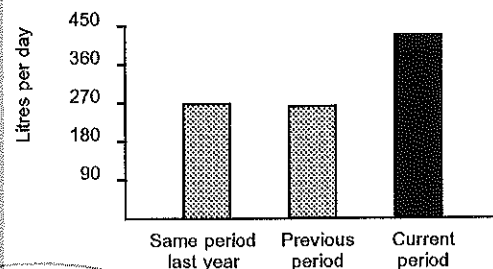
Amount Billed	\$274.10
Amount Paid	\$274.10 CR

Your Current Account

Balance	\$0.00
Current Charges	\$327.04

Total Due **\$327.04**

If full payment is not received by the due date, a compounding interest of 11% per annum will accrue daily on any amount owing.



BPAY 22/1/18 \$327.04

Switching to paperless bills gets you back to business.

Visit urbanutilities.com.au/gopaperless



CM0118

Payment options

- Direct debit**
To arrange automatic payment from your bank account, visit www.urbanutilities.com.au/directdebit
- Telephone and internet banking – BPAY®**
Contact your bank or financial institution to make this payment from your cheque, savings, credit card, debit or transaction account.
BPAY View® View and pay this bill using internet banking. More info: www.bpay.com.au
- Internet**
Pay your account online using MasterCard or Visa credit card at www.urbanutilities.com.au/creditcard

- By phone**
Call 1300 123 141 to pay your account using your MasterCard or Visa credit card.
- Mail**
Tear off this slip and return with your cheque payment to Queensland Urban Utilities PO Box 963, Parramatta, NSW 2124
- In person**
Pay in person at Australia Post with cash, cheque, money order, debit card or any branch of the Commonwealth Bank with cash or cheque.

Amount paid

Date paid

Receipt number

Your Meter Readings

Serial Number	Previous Date Current Date	Previous Read Current Read	Consumption (kilolitres)	Comment
12HB00260 Boundary Meter	22/08/2017 31/10/2017	7772 8309	537	Final Reading
DC12752 Boundary Meter	31/10/2017 31/10/2017	0 0	0	
DC12752 Boundary Meter	31/10/2017 21/11/2017	0 161	161	

Your Account In Detail

Charge Description	Chargeable Units	Unit Cost	Net
Total water used in 91 days was 39 kilolitres (1 kL = 1,000 litres)			
State Bulk Water Price (State Government Charges)			
State Bulk Water Charge 2017/18	39	\$2.817000	\$109.86
Total State Bulk Water Charges			\$109.86
Distributor-Retailer Price (Distribution and Retail Charges)			
Water Usage Charges Period 22/08/2017 - 21/11/2017			
Tier 1 Consumption 2017/18	39	\$0.768000	\$29.95
Fixed Access Charges Period 01/10/2017 - 31/12/2017			
Water Access Charge			\$53.76
Sewerage Charges Period 01/01/2018 - 31/03/2018			
Sewerage Access Charge			\$133.47
Total Distribution and Retail Charges			\$217.18
Total Current Charges			\$327.04



Need help understanding your account? Visit www.urbanutilities.com.au/accounthelp

For general enquiries call **13 26 57** (7am-7pm weekdays)

To report a fault or emergency call **13 23 64** (24/7)

Changing your postal address

Visit www.urbanutilities.com.au/address or call **13 26 57** (7am-7pm weekdays).

Credit card payment fee

Payment by credit card will incur a 0.39% surcharge. We accept Mastercard or Visa credit cards.



Contact your participating financial institution and register to receive your future Water and Sewerage Accounts electronically. For more information go to www.bpay.com.au

Privacy policy

For information on our privacy policy visit www.urbanutilities.com.au/privacy

Interpreter service 13 14 50

当您需口译员时，请致电 13 14 50。
اتصل على الرقم 13 14 50 عندما تكون بحاجة إلى مترجم فوري.
Khi bạn cần thông ngôn, xin gọi số 13 14 50
통역사가 필요하시면 13 14 50 으로 연락하십시오
Cuando necesite un intérprete llame al 13 14 50

© Queensland Urban Utilities 2018

Tear off slip and return with your cheque payment to PO Box 963, Parramatta, NSW 2124. See reverse for payment options.

Water and Sewerage Account

In Person / Mail Payment Advice

Name: ROSS GALLOWAY
SUPERANNUATION FUND



Billers Code: 112144
Ref: 10 1033 9350 0000 9




BPAY® this payment via Internet or phone banking.

BPAY View® - View and pay this bill using Internet banking.

To use the QR code, use the reader within your mobile banking app.
More info: www.bpay.com.au

Commonwealth Bank

Commonwealth Bank of Australia
ABN 48 123 123 124
240 Queen Street, Brisbane, QLD



Date

Cash

Teller Stamp
& Initials

Cheques

Current charges due date
22/02/2018



*4001 101033935000009



For Credit Queensland Urban Utilities

Trans Code User ID Customer Reference No.

831 066840

101033935000009

Total Due

\$ 327 . 04

+757+



Queensland Urban Utilities
 ABN 86 673 835 011

**Water and Sewerage
 Quarterly Account**



QUUC03_A4A01/E-1702/S-3561/I-7121/036
 ROSS GALLOWAY SUPERANNUATION FUND
 C/- ERADEN PTY LTD AS TRUSTEE
 ATTN R & P GALLOWAY
 PO BOX 2133
 ASCOT QLD 4007

*paid
 4/3/18
 BRM
 0228777*

Property Location: BELLEVUE TERRACE 4
 25 MARY STREET
 BRISBANE CITY 4000

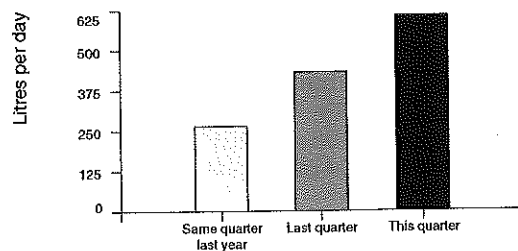
Customer reference number	10 1033 9350 0000 9
Bill number	1033 9350 70
Date issued	24/04/2018
Total due	\$384.40
Current charges due date	24/05/2018

Your water usage

Water usage (kL) 55
 Days charged 91

Average daily water usage (litres)

Current period 608
 Same period last year 266



Account Summary Period 21/11/2017 - 19/02/2018

Your Last Account

Amount Billed \$327.04
 Amount Paid \$327.04CR

Your Current Account

Current Charges \$384.40

Total Due \$384.40

If full payment is not received by the due date, a compounding interest of 11% per annum will accrue daily on any amount owing.

Payment options

M0418

Direct debit
 To arrange automatic payment from your bank account, visit www.urbanutilities.com.au/directdebit

By phone
 Call 1300 123 141 to pay your account using your MasterCard or Visa credit card.

Telephone and internet banking - BPAY®
 Contact your bank or financial institution to make this payment from your cheque, savings, credit card, debit or transaction account.
 BPAY View® View and pay this bill using internet banking.
 More info: www.bpay.com.au

Mail
 Tear off this slip and return with your cheque payment to Queensland Urban Utilities PO Box 963, Parramatta, NSW 2124

Internet
 Pay your account online using MasterCard or Visa credit card at www.urbanutilities.com.au/creditcard
 Payment by credit card will incur a 0.39% surcharge. We accept Mastercard or Visa credit cards.

In person
 Pay in person at Australia Post with cash, cheque, money order, debit card or any branch of the Commonwealth Bank with cash or cheque.

Amount paid

Date paid

Receipt number

® Registered to BPAY Pty Ltd ABN 69 079 137 518

YOUR CHARGES for 21/11/2017 to 19/02/2018 (91 days)

Customer ref. no. 10 1033 9350 0000 9

BELLEVUE TERRACE 4
25 MARY STREET
BRISBANE CITY 4000

Your meter readings

Serial Number	Size	Read Date	Reading	Usage	Comment
DC12752	050 mm	21/11/2017	161		
		20/02/2018	1144	983kL	

Boundary Meter Your share percentage is 5.630000 Your share of usage is 55



Your usage was 55 kilolitres.
That's an average of 604 litres per day.



What is a kilolitre (1kL)?
1 kilolitre = 1000 litres

Prepared for severe weather events?

Take our survey to help us understand how your business plans for possible water and sewerage interruptions during extreme weather events. Visit urbanutilities.com.au/emergencyplanning

Water Usage

State bulk water price

The amount per kilolitre that we pay the State Government for treated water.

State Bulk Water Charge 2017/18 55kL @ \$2.817000/kL \$154.93

Queensland Urban Utilities distributor-retailer price

The amount we charge per kilolitre to maintain water quality and deliver this to your property.

Tier 1 consumption 2017/18 55kL @ \$0.768000/kL \$42.24

Subtotal \$197.17

Water Services

Queensland Urban Utilities water service charge

The amount we charge to maintain the water network.

Water access charge 2017/18 90 days \$53.76

This charge is for the period 01/01/2018 to 31/03/2018

Subtotal \$53.76

Sewerage Services

Queensland Urban Utilities sewerage service charge

The amount we charge to remove and treat sewage from your property.

Sewerage access charge 2017/18 91 days \$133.47

This charge is for the period 01/04/2018 to 30/06/2018

Subtotal \$133.47

What are Tier 1 and Tier 2 charges?

Water usage charges are scaled so that the more water you use the more you pay. For a 90 day period the tiers are as follows:

Up to 74kL for 90 days
Tier 1 charges apply

More than 74kL for 90 days
Tier 2 charges apply.

You only pay Tier 2 charges for anything OVER 74kL

Interpreter service 13 14 50

当您需要口译员时，请致电 13 14 50。
نحن على الرقم 13 14 50 عندما نكون بحاجة إلى مترجم فوري.
Khi bạn cần thông ngôn, xin gọi số 13 14 50
통역사가 필요하시면 13 14 50 으로 연락하십시오
Cuando necesite un intérprete llame al 13 14 50

© Urban Utilities 2018

Tear off slip and return with your cheque payment to PO Box 963, Parramatta, NSW 2124. See reverse for payment options.

Water and Sewerage Account
In Person / Mail Payment Advice
Name: ROSS GALLOWAY
SUPERANNUATION FUND



Billers Code: 112144
Ref: 10 1033 9350 0000 9



BPAY* this payment via Internet or phone banking.
BPAY View* - View and pay this bill using internet banking.
To use the QR code, use the reader within your mobile banking app.
More info: www.bpay.com.au



*4001 101033935000009

Commonwealth Bank
Commonwealth Bank of Australia
ABN 48 123 123 124
240 Queen Street, Brisbane, QLD



Credit

Date

Cash

Teller Stamp & initials

Cheques

Current charges due date
24/05/2018

For Credit Queensland Urban Utilities

Trans Code User ID Customer Reference No.

831 066840 101033935000009

\$

Total Due

384.40

+757+

YOUR CHARGES for 21/11/2017 to 19/02/2018 (91 days)...continued

Customerref. no. 10 1033 9350 0000 9

BELLEVUE TERRACE 4 25 MARY STREET BRISBANE CITY 4000

Water usage	\$197.17
--------------------	-----------------

Water services	\$53.76
-----------------------	----------------

Sewerage services	\$133.47
--------------------------	-----------------

Your total charges 21/11/2017 to 19/02/2018	\$384.40
--	-----------------



Queensland Urban Utilities
ABN 86 673 835 011

Account Enquiries 13 26 57
Faults and Emergencies 13 23 64
www.urbanutilities.com.au

**Water and Sewerage
Quarterly Account**

Paid 22/7/18



QUUC43_A4A01/E-19/S-40/I-79/036
ROSS GALLOWAY SUPERANNUATION FUND
C/- ERADEN PTY LTD AS TRUSTEE
ATTN R & P GALLOWAY
PO BOX 2133
ASCOT QLD 4007

Property Location: BELLEVUE TERRACE 4
25 MARY STREET
BRISBANE CITY 4000

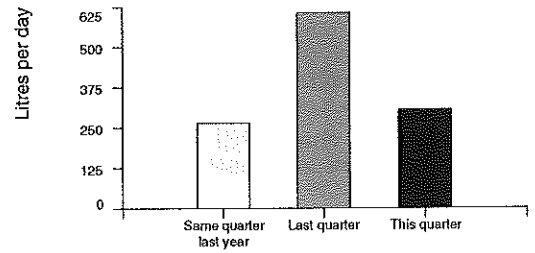
Customer reference number	10 1033 9350 0000 9
Bill number	1033 9350 71
Date issued	23/07/2018
Total due	\$292.61
Current charges due date	22/08/2018

Your water usage

Water usage (kL) 28
Days charged 91

Average daily water usage (litres)

Current period 307
Same period last year 266



Account Summary Period 20/02/2018 - 21/05/2018

Your Last Account

Amount Billed \$384.40
Amount Paid \$384.40CR

Your Current Account

Balance \$0.00
Current Charges \$292.61

Total Due \$292.61

If full payment is not received by the due date, a compounding interest of 11% per annum will accrue daily on any amount owing.

Water and sewerage prices for 2018/19 apply from 1 July 2018.

To find out more, visit urbanutilities.com.au/pricing

Payment options

M0718

Direct debit
To arrange automatic payment from your bank account, visit www.urbanutilities.com.au/directdebit

Telephone and internet banking – BPAY®
Contact your bank or financial institution to make this payment from your cheque, savings, credit card, debit or transaction account.
BPAY View® View and pay this bill using internet banking.
More info: www.bpay.com.au

Internet
Pay your account online using MasterCard or Visa credit card at www.urbanutilities.com.au/creditcard
Payment by credit card will incur a 0.39% surcharge. We accept Mastercard or Visa credit cards.

® Registered to BPAY Pty Ltd ABN 69 079 137 518

By phone
Call 1300 123 141 to pay your account using your MasterCard or Visa credit card.

Mail
Tear off this slip and return with your cheque payment to Queensland Urban Utilities PO Box 963, Parramatta, NSW 2124

In person
Pay in person at Australia Post with cash, cheque, money order, debit card or any branch of the Commonwealth Bank with cash or cheque.

Amount paid

Date paid

Receipt number

YOUR CHARGES for 20/02/2018 to 21/05/2018 (91 days)

Customer ref. no. 10 1033 9350 0000 9

BELLEVUE TERRACE 4
25 MARY STREET
BRISBANE CITY 4000

Your meter readings

Serial Number	Size	Read Date	Reading	Usage	Comment
DC12752	050 mm	20/02/2018	1144		
		22/05/2018	1640	496kL	

Boundary Meter Your share percentage is 5.630000 Your share of usage is 28

Your usage was 28 kilolitres.
That's an average of 308 litres per day.

Water Usage

State bulk water price

The amount per kilolitre that we pay the State Government for treated water.

State Bulk Water Charge 2017/18 28kL @ \$2.817000/kL \$78.87

Queensland Urban Utilities distributor-retailer price

The amount we charge per kilolitre to maintain water quality and deliver this to your property.

Tier 1 usage 2017/18 28kL @ \$0.768000/kL \$21.50

Subtotal \$100.37

Water Services

Queensland Urban Utilities water service charge

The amount we charge to maintain the water network.

Water access charge 2017/18 91 days \$53.76

This charge is for the period 01/04/2018 to 30/06/2018

Subtotal \$53.76

Sewerage Services

Queensland Urban Utilities sewerage service charge

The amount we charge to remove and treat sewage from your property.

Sewerage access charge 92 days \$138.48

This charge is for the period 01/07/2018 to 30/09/2018

Subtotal \$138.48What is a kilolitre (1kL)?
1 kilolitre = 1000 litres

What are your rights and responsibilities as our customer?

Queensland Urban Utilities is committed to providing services that enhance the quality of your business. Our *Business Customer Charter* is available at urbanutilities.com.au/about-us/corporate-information/publications

What are Tier 1 and Tier 2 charges?

Water usage charges are scaled so that the more water you use the more you pay. For a 90 day period the tiers are as follows:

Up to 74kL for 90 days

Tier 1 charges apply

More than 74kL for 90 days

Tier 2 charges apply.

You only pay Tier 2 charges for anything OVER 74kL

Interpreter service

13 14 50

当您需口译员时，请致电 13 14 50。

اتصل على الرقم 13 14 50 عندما تكون بحاجة إلى مترجم فوري.

Khi bạn cần thông ngôn, xin gọi số 13 14 50

통역사가 필요하시면 13 14 50 으로 연락하십시오.

Cuando necesite un intérprete llame al 13 14 50

© Urban Utilities 2018

Tear off slip and return with your cheque payment to PO Box 963, Parramatta, NSW 2124. See reverse for payment options.

Water and Sewerage Account

In Person / Mail Payment Advice

Name: ROSS GALLOWAY

SUPERANNUATION FUND

Billers Code: 112144
Ref: 10 1033 9350 0000 9

BPAY® this payment via internet or phone banking.

BPAY View® - View and pay this bill using internet banking.

To use the QR code, use the reader within your mobile banking app.

More info: www.bpay.com.au

*4001 101033935000009

Commonwealth Bank Credit
Commonwealth Bank of Australia
ABN 48 123 123 124
240 Queen Street, Brisbane, QLD

Date

Cash

Teller Stamp
& Initials

Cheques

Current charges due date

22/08/2018

For Credit Queensland Urban Utilities

Trans Code

User ID

Customer Reference No.

831

066840

101033935000009

\$

Total Due

292.61

+757+



The Ross Galloway Superannuation Fund Investment Movement Report

As at 30 June 2018

Investment	Opening Balance		Additions		Disposals			Closing Balance			
	Units	Cost	Units	Cost	Units	Cost	Accounting Profit/(Loss)	Units	Cost	Market Value	
Bank Accounts					<i>*Note-1 - Market Value per portfolio is \$24,181.91, however per query replies we have accepted Market Value per BGL.</i>						
Bank - ETrade		22,498.64		22.45					22,521.09	22,521.09	
Bank - WBC 180-169		86,162.85		174,797.57		(235,970.00)			24,990.42	24,990.42	
Bank - WBC 284-578		390.51		73,158.54		(73,440.00)			109.05	109.05	
Wilson's CBA Cash Account		10,101.78		148,963.70		(137,012.68)			22,052.80	22,052.80	
		119,153.78		396,942.26		(446,422.68)			69,673.36	69,673.36	
Managed Investments (Australian)											
Mfs Concentrated GIBL Equ Tr (Ins)	4,977.00	12,000.00	D1-9 4,857.00	12,000.00				9,834.00	24,000.00	<i>*Note-1</i> 24,987.21	
MGE- Magellan Global Equities Fund (Managed Fund) - Managed Fund Units Fully	6,000.00	14,964.75	3,600.00	9,960.75			D1-1	9,600.00	24,925.50	30,144.00	
		26,964.75		21,960.75					48,925.50	55,131.21	
Real Estate Properties (Australian - Non Residential)											
4/25 Mary Street Brisbane	1.00	565,752.56						1.00	565,752.56	1,237,500.00	
		565,752.56							565,752.56	1,237,500.00	
Shares in Listed Companies (Australian)											
Afterpay Holdings Limited - Ordinary Fully Paid	4,167.00	10,000.80					D1-10/1		0.00	0.00	

The Ross Galloway Superannuation Fund Investment Movement Report

As at 30 June 2018

Investment	Opening Balance		Additions		Disposals			Closing Balance		
	Units	Cost	Units	Cost	Units	Cost	Accounting Profit/(Loss)	Units	Cost	Market Value
Afterpay Touch Group Limited			D1-10/1		D1-9			D1-1		
			6,535.00	17,795.55	(2,535.00)	(6,903.09)	10,258.11	4,000.00	10,892.46	37,400.00
ANZ - Australia and New Zealand Banking Group Limited	888.00	24,240.18	D1-9					938.00	25,680.98	26,489.12
			50.00	1,440.80						
Aristocrat Leisure Limited	335.00	5,204.87						335.00	5,204.87	10,351.50
BHP Billiton Limited	630.00	15,979.28						630.00	15,979.28	21,363.30
Bluglass Limited			D1-9					18,918.00	6,999.66	5,675.40
			18,918.00	6,999.66						
Commonwealth Bank of Australia. - Ordinary Fully Paid	319.00	22,368.31						319.00	22,368.31	23,245.53
CSL Limited	100.00	10,262.75						100.00	10,262.75	19,262.00
CVT- Covata Limited - Ordinary Fully Paid	14,392.00	5,999.83			D1-9					0.00
					(14,392.00)	(5,999.83)	(5,376.94)			
Elmo Software Limited	4,000.00	8,000.00	D1-9					2,000.00	10,800.00	11,000.00
			2,000.00	10,800.00	(4,000.00)	(8,000.00)	19,273.36			
Healthscope Limited.	3,400.00	10,394.75								0.00
					(3,400.00)	(10,394.75)	(2,361.50)			
Ishares S&p 500 Etf - Chess Depository Interests 1:1 Ishs&p500	35.00	9,963.00	D1-9					67.00	20,000.87	24,821.49
			32.00	10,037.87						
ISU- Iselect Limited. - Ordinary Fully Paid	4,530.00	4,065.15			D1-9					0.00
					(4,530.00)	(4,065.15)	(1,870.20)			

The Ross Galloway Superannuation Fund Investment Movement Report

As at 30 June 2018

Investment	Opening Balance		Additions		Disposals			Closing Balance		
	Units	Cost	Units	Cost	Units	Cost	Accounting Profit/(Loss)	Units	Cost	Market Value
NAB - National Australia Bank Limited	342.00	9,575.02						342.00	9,575.02	9,374.22
Oncosil Medical Ltd			D1-9		D1-9					
			66,993.00	8,039.16	(66,993.00)	(8,039.16)	2,320.01		0.00	
Pilbara Minerals Limited			22,000.00	24,884.75				22,000.00	24,884.75	19,030.00
Plato Income Maximiser Limited.	10,000.00	11,000.00			(10,000.00)	(11,000.00)	(324.75)		0.00	
Plato Income Maximiser Limited.	10,000.00	0.00						10,000.00	0.00	20.00
Seek Limited	675.00	10,399.50						675.00	10,399.50	14,721.75
SIV - Silver Chef Limited - Ordinary Fully Paid	1,605.00	15,870.53			(1,605.00)	(15,870.53)	(3,360.23)		0.00	
SUN - Suncorp-Metway Limited. - Ordinary Fully Paid	1,050.00	13,217.40			(1,050.00)	(13,217.40)	1,699.35		0.00	
The Star Entertainment Group Limited	1,750.00	10,332.25						1,750.00	10,332.25	8,627.50
Touchcorp Limited - Ordinary Fully Paid	3,700.00	7,794.75			(3,700.00)	(7,794.75)	0.00		0.00	
Wesfarmers Limited	279.00	11,773.80						D2	*Note-2	
								279.00	11,773.80	13,771.44
Westpac Banking Corporation	822.00	20,658.48	D1-9					873.00	22,228.28	25,578.90
			51.00	1,569.80						

23/10/2018 19:47:17

*Note-2 - Wesfarmers Limited shares are not included in Portfolio, hence we have accepted Holdings & Market Value per BGL.

The Ross Galloway Superannuation Fund Investment Movement Report

As at 30 June 2018

Investment	Opening Balance		Additions		Disposals			Closing Balance		
	Units	Cost	Units	Cost	Units	Cost	Accounting Profit/(Loss)	Units	Cost	Market Value
Zenitas Healthcare Limited - Rights			3,750.00	4,312.50	(3,750.00)	(4,312.50)	0.00		0.00	
Zenitas Healthcare Limited- Ordinary Fully Paid			D1-9					D1-1		
	10,000.00	10,000.00	3,750.00	4,312.50				13,750.00	14,312.50	13,681.25
		247,100.65		90,192.59		(105,597.96)	20,257.21		231,695.28	284,413.40

Units in Listed Unit Trusts (Australian)

L1 Long Short Fund Limited			D1-9					D1-1		
			6,500.00	13,000.00				6,500.00	13,000.00	12,220.00
Magellan Global Trust			21,250.00	30,000.00				21,250.00	30,000.00	34,000.00
Sydney Airport - Units Fully Paid Stapled Securities Us Prohibited	2,000.00	13,114.75						2,000.00	13,114.75	14,320.00
Viva Energy Reit - Stapled Securities	5,500.00	13,032.25						5,500.00	13,032.25	12,375.00
		26,147.00		43,000.00					69,147.00	72,915.00

Units in Unlisted Unit Trusts (Australian)

Blue Sky Cove Property Group 2 Rector Street Trust	14,636.00	19,811.03					D1-2	14,636.00	19,811.03	17,154.86
Blue Sky Priv Eq Sunfresh Fund			M1-2/2							
			20,000.00	20,000.00			D1-3	20,000.00	20,000.00	27,108.70
Blue Sky Private Equity Retirement Village Fund	30,000.00	30,000.00					D1-4	30,000.00	30,000.00	1,248.00
Blue Sky Private Equity Vinomofu Fund										

The Ross Galloway Superannuation Fund Investment Movement Report

As at 30 June 2018

Investment	Opening Balance		Additions		Disposals		Accounting Profit/(Loss)	Closing Balance		Market Value
	Units	Cost	Units	Cost	Units	Cost		Units	Cost	
	10,000.00	10,000.00					D1-5	10,000.00	10,000.00	8,783.00
Blue Sky VC 2012 Fund LP										
	10,000.00	6,198.57					D1-6	10,000.00	6,198.57	8,307.00
L1 Capital Long Short Fund D Class										
			D1-11							
			15,960.41	20,000.00			*Note-3	15,960.41	20,000.00	18,215.62
	66,009.60			40,000.00					106,009.60	80,817.18
	1,051,128.34			592,095.60					1,091,203.30	1,800,450.15

*Note-3 - L1 Capital are not included in Portfolio, hence we have accepted Holdings & Market Value per BGL.

BGL automatically downloaded market values in software



Level 30 Waterfront Place
1 Eagle Street Brisbane QLD 4000
GPO Box 385 Brisbane QLD 4001
Telephone **07 3212 1333**
Facsimile **07 3212 1399**
www.wilsonsadvisory.com.au

ERADEN PTY LTD
<THE ROSS GALLOWAY S/F A/C>
PO BOX 2133
ASCOT QLD 4007
AUSTRALIA

Annual Investment Report

Dear Sir/Madam,

Please find enclosed your Annual Investment Report for the period ending 30 June 2018.

Should you have any queries in relation to your reports please contact your Adviser,
David Thompson on 07 3212 1327.

Yours sincerely,

David Bates
Manager, Investment Management Services

Wilson's Advisory and Stockbroking Ltd
ABN 68 010 529 665

Market Participant of the Australian Stock
Exchange Limited

AFSL Number 238375

This communication is not to be disclosed
in whole or in part or used by any person
without Wilson's Advisory and Stockbroking
Ltd's prior written consent.

Portfolio Summary

From 1 Jul 2017 to 30 Jun 2018

Your Account: The Ross Galloway S/F

Account Number: W1506878

Your Adviser: David Thompson

Branch: Brisbane

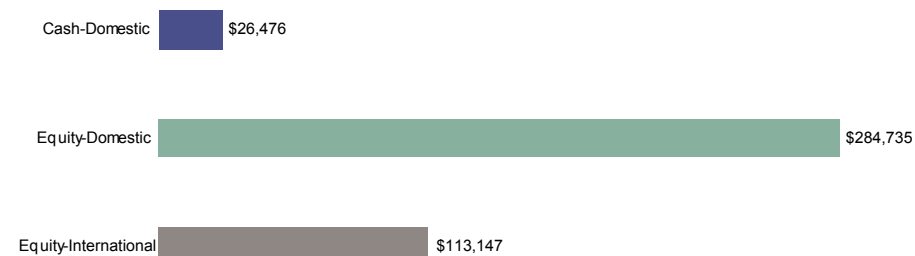
Telephone: 07 3212 1327

Email: David.Thompson@wilsonsadvisory.com.au

Asset Class Summary

	Market Value	% of Assets	Target Allocation	Vs Target
Cash-Domestic	26,476	6.24%	2.00%	Overweight
Cash-International	-	- %	- %	Neutral
Fixed Interest-Domestic	-	- %	5.00%	Underweight
Fixed Interest-International	-	- %	- %	Neutral
Equity-Domestic	284,735	67.10%	59.00%	Overweight
Equity-International	113,147	26.66%	34.00%	Underweight
Other	-	- %	- %	Neutral
Total	424,359	100.00%	100.00%	

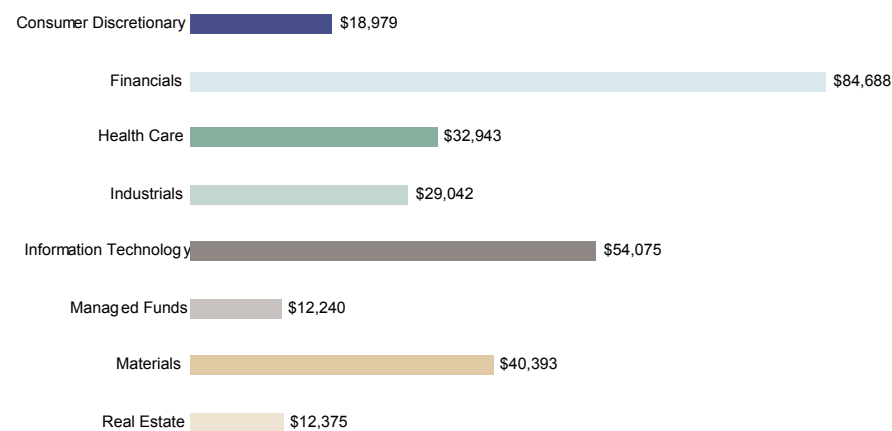
Holdings By Asset Class



Portfolio Movements

Market Value at start of period	316,163
Additions to portfolio	46,332
Withdrawals from portfolio	-9,393
Change in Market Value	64,991
Income & Expenses	6,266
Market Value at end of period	424,359

Domestic Equity Holdings By Sector



Portfolio Performance

Net Portfolio Performance	20.28
High Growth Benchmark	13.52

Portfolio Valuation

As At: 30 Jun 2018

Your Account: The Ross Galloway S/F

Account Number: W1506878

Your Adviser: David Thompson

Branch: Brisbane

Telephone: 07 3212 1327

Email: David.Thompson@wilsonsadvisory.com.au

Security Code	Security Description	FX* Rate	Units	Average Cost Price	Total Cost	Market Price	Market Value	% Assets
Cash-Domestic								
CMT	Cash Management Account		22,053	1.000	22,052.80	1.000	22,052.80	5.20
TRUSTDIS	Distribution Accrual Account		4,423	1.000	4,423.38	1.000	4,423.38	1.04
					26,476.18		26,476.18	6.24
Equity-Domestic-Direct								
Consumer Discretionary								
ALL	Aristocrat Leisure Ltd		335	15.537	5,204.88	30.900	10,351.50	2.44
SGR	The Star Entertainment Group Ltd		1,750	5.904	10,332.25	4.930	8,627.50	2.03
Financials								
ANZ	ANZ Banking Grp Ltd		938	2.262	2,121.34	28.240	26,489.12	6.24
CBA	Commonwealth Bank		319	54.663	17,437.50	72.870	23,245.53	5.48
NAB	National Australia Bank Ltd		342	0.000	0.00	27.410	9,374.22	2.21
WBC	Westpac Banking Corp		873	1.793	1,565.04	29.300	25,578.90	6.03
Health Care								
CSL	CSL Ltd		100	102.628	10,262.75	192.620	19,262.00	4.54
ZNT	Zenitas Healthcare Ltd		13,750	1.041	14,312.50	0.995	13,681.25	3.22
Industrials								
SEK	Seek Ltd		675	15.407	10,399.50	21.810	14,721.75	3.47
SYD	Sydney Airport Ltd		2,000	6.557	13,113.73	7.160	14,320.00	3.37
Information Technology								
APT	Afterpay Touchgroup Ltd		4,000	2.400	9,600.00	9.350	37,400.00	8.81
BLG	Bluglass Ltd		18,918	0.370	6,999.66	0.300	5,675.40	1.34
ELO	Elmo Software Ltd		2,000	5.400	10,800.00	5.500	11,000.00	2.59
Materials								
BHP	BHP Billiton Ltd		630	10.646	6,706.75	33.910	21,363.30	5.03
PLS	Pilbara Minerals Ltd		22,000	1.131	24,884.75	0.865	19,030.00	4.48
Real Estate								
VVR	Viva Energy REIT		5,500	2.308	12,696.10	2.250	12,375.00	2.92
					156,436.75		272,495.47	64.21
Equity-Domestic-Managed Funds								
LSF	L1 Long Short Fund Ltd		6,500	2.000	13,000.00	1.880	12,220.00	2.88
PL80	Plato Inc Max Ltd. - Option Expiring 29-Apr-2019		10,000	0.000	0.00	0.002	20.00	0.00
					13,000.00		12,240.00	2.88
Equity-International-Managed Funds								
Exchange Currency: AUD								

* The FX Rate as at the date of this report.



Portfolio Valuation

As At: 30 Jun 2018

Your Account: The Ross Galloway S/F

Account Number: W1506878

Your Adviser: David Thompson

Branch: Brisbane

Telephone: 07 3212 1327

Email: David.Thompson@wilsonsadvisory.com.au

Security Code	Security Description	FX* Rate	Units	Average Cost Price	Total Cost	Market Price	Market Value	% Assets
ETL0172AU.FND	MFS Concentrated Global Equity Trust (Wholesale)		9,834	2.440	24,000.00	2.459	24,181.91	5.70
IVV.AXW	iShares Core S&P 500 ETF		67	298.520	20,000.87	370.470	24,821.49	5.85
MGE.AXW	Magellan Global Equities Fund		9,600	2.565	24,625.50	3.140	30,144.00	7.10
MGG.ASX	Magellan Global Trust		21,250	1.407	29,902.20	1.600	34,000.00	8.01
					98,528.57		113,147.40	26.66
Total Portfolio					294,441.50		424,359.05	100.00

* The FX Rate as at the date of this report.

27 September 2018

Eraden Pty. Ltd. ATF The Ross Galloway Superannuation Fund
 PO BOX 2133
 ASCOT QLD 4007
 paula@marystreetdental.com.au; tony@mcaqld.com.au

Dear Paula

Cove Property Group 2 Rector Street Trust

NOTE: THIS IS COMMERCIALY SENSITIVE INFORMATION. PLEASE TREAT THIS AS HIGHLY CONFIDENTIAL.

Here is your Holding and Valuation Statement for your investment in the Cove Property Group 2 Rector Street Trust ('Trust') as at 30 June 2018.

Details of your investment in the Cove Property Group 2 Rector Street Trust are as follows:

Unitholder	Eraden Pty. Ltd. ATF The Ross Galloway Superannuation Fund	
Units held as at 30 June 2018¹	14,636	
Currency	USD	AUD (@\$1.3530)²
Value of units as at 30 June 2018³	\$0.8663	\$1.1721
Total value of units held as at 30 June 2018	\$12,679.07	\$17,154.74

Units in the Cove Property Group 2 Rector Street Trust have been valued at USD \$0.8663³ per unit. This value reflects the net tangible assets of the Trust as at 30 June 2018, recognising the fees and costs incurred by the Trust as well as the recently undertaken independent appraisal of the underlying asset.

This statement also confirms that you have not received any:

- Taxable Income
- Cash Distributions; or
- Return of Capital


from the Cove Property Group 2 Rector Street Trust during the financial year ended 30 June 2018.

Please provide this Holding and Valuation Statement to your Financial Planner or Accountant. This statement should provide the necessary information for answering any taxation and compliance queries on your underlying investment.

Please ensure you notify Investor Services of any tax residency changes applicable to you or your investing entity.

If you have any questions about your investment, please contact our investor services team by calling **07 3270 7500** or by emailing investorservices@blueskyfunds.com.au.

Yours sincerely



Digby Beaumont
 Managing Director | Blue Sky Alternative Investments LLC

¹ Units in this Trust were issued at 1 USD = 1 unit. If you invested in the Trust in Australian dollars, your investment was converted into US dollars and the number of units issued has been calculated in accordance with the relevant exchange rate available on the date the Trustee received your application monies. Please refer to the Information Memorandum for further information.

² AUD figures in this table have been determined using an USD:AUD exchange rate of \$1.0000:\$1.3530 (rounded to 4 decimal places) as at 30 June 2018.

³ Per unit figures in this statement have been rounded to 4 decimal places. Accordingly, totals may not add up as they have been calculated using the exact figures which exceed 4 decimal places.

For information contact:

Blue Sky Private Equity Limited

AFSL 314 177

ABN 45 125 223 958

Phone +61 7 3270 7500

Fax +61 7 3270 7599

Email investorservices@blueskyfunds.com.au

Brisbane Head Office:

Level 46, 111 Eagle Street
 Brisbane QLD 4000

PO Box 15515, Brisbane QLD 4002

blueskyfunds.com.au

11 October 2018

Eraden Pty. Ltd. ATF The Ross Galloway Superannuation Fund
 PO BOX 2133
 ASCOT QLD 4007
 paula@marystreetdental.com.au; tony@mcaqld.com.au

Dear Paula

Blue Sky Private Equity Sunfresh Fund

NOTE: THIS IS COMMERCIAL SENSITIVE INFORMATION. PLEASE TREAT THIS AS HIGHLY CONFIDENTIAL.

Here is your Holding and Valuation Statement for your investment in the Blue Sky Private Equity Sunfresh Fund ('Fund') as at 30 June 2018.

Details of your investment in the Blue Sky Private Equity Sunfresh Fund are as follows:

Unitholder	Eraden Pty. Ltd. ATF The Ross Galloway Superannuation Fund
Units held as at 30 June 2018	20,000
Value of units as at 30 June 2018¹	\$1.3554
Total value of units held as at 30 June 2018	\$27,108.69

Units in the Blue Sky Private Equity Sunfresh Fund have been valued at \$1.3554¹ per unit. This value reflects the net assets of the Fund as at 30 June 2018, which includes an independently reviewed valuation of the Fund's investment in Sunfresh Salads as well as the fees and expenses paid by the Fund.

A Tax Statement for the Blue Sky Private Equity Sunfresh Fund for the period 1 July 2017 to 30 June 2018 is attached and details how the distributions received from the Fund are to be treated for taxation purposes.

Please provide this Holding and Valuation Statement and Tax Statement to your Financial Planner or Accountant. These statements should provide the necessary information for answering any taxation and compliance queries on your underlying investment.

Please ensure you notify Investor Services of any tax residency changes applicable to you or your investing entity.

If you have any further questions about your investment, please contact our investor services team by calling **07 3270 7500** or emailing investorservices@blueskyfunds.com.au.

Yours sincerely



Tim Wilson
 Managing Director | Blue Sky Private Equity

¹ Per unit figures in this statement have been rounded to 4 decimal places. Accordingly, totals may not add up as they have been calculated using the exact figures which exceed 4 decimal places.

For information contact:

Blue Sky Private Equity Limited

AFSL 314 177

ABN 45 125 223 958

Phone +61 7 3270 7500

Fax +61 7 3270 7599

Email investorservices@blueskyfunds.com.au

Brisbane Head Office:

Level 46, 111 Eagle Street

Brisbane QLD 4000

PO Box 15515, Brisbane QLD 4002

blueskyfunds.com.au

3 October 2018

Eraden Pty. Ltd. ATF The Ross Galloway Superannuation Fund
 PO BOX 2133
 ASCOT QLD 4007
 paula@marystreetdental.com.au; tony@mcaqld.com.au

Dear Paula

Blue Sky Private Equity Retirement Village Fund

NOTE: THIS IS COMMERCIAL SENSITIVE INFORMATION. PLEASE TREAT THIS AS HIGHLY CONFIDENTIAL.

Here is your Holding and Valuation Statement for your investment in the Blue Sky Private Equity Retirement Village Fund ('Fund') as at 30 June 2018.

Details of your investment in the Blue Sky Private Equity Retirement Village Fund are as follows:

Unitholder	Eraden Pty. Ltd. ATF The Ross Galloway Superannuation Fund
Units held as at 30 June 2018	30,000
Value of units as at 30 June 2018¹	\$0.0416
Total value of units held as at 30 June 2018	\$1,248.04

As advised in June 2017, 100% of the Fund's investment in Oak Tree Holdings was sold and a majority of proceeds were paid to investors at that time. Accordingly, units in the Blue Sky Private Equity Retirement Village Fund have been valued at \$0.0416¹ per unit as at 30 June 2018, reflecting the expected final distribution amount.

This statement also confirms that you have not received any:

- Taxable Income
- Cash Distributions; or
- Return of Capital

from the Blue Sky Private Equity Retirement Village Fund during the financial year ended 30 June 2018.

Please provide this Holding and Valuation Statement to your Financial Planner or Accountant. This statement should provide the necessary information for answering any taxation and compliance queries on your underlying investment.

As investors would be aware, the Fund was wound up in July 2018 following a distribution of \$0.0416¹ per unit. The tax treatment of the final distribution will be provided to you in your end of year taxation statement dated 30 June 2019.

Please ensure you notify Investor Services of any tax residency changes applicable to you or your investing entity.

If you have any further questions about your investment, please contact our investor services team by calling **07 3270 7500** or emailing investorservices@blueskyfunds.com.au.

Yours sincerely



Tim Wilson
 Managing Director | Blue Sky Private Equity

¹ Per unit figures in this statement have been rounded to 4 decimal places. Accordingly, totals may not add up as they have been calculated using the exact figures which exceed 4 decimal places.

For information contact:

Blue Sky Private Equity Limited

AFSL 314 177

ABN 45 125 223 958

Phone +61 7 3270 7500

Fax +61 7 3270 7599

Email investorservices@blueskyfunds.com.au

Brisbane Head Office:

Level 46, 111 Eagle Street

Brisbane QLD 4000

PO Box 15515, Brisbane QLD 4002

blueskyfunds.com.au

8 September 2018

Eraden Pty. Ltd. ATF The Ross Galloway Superannuation Fund
 PO BOX 2133
 ASCOT QLD 4007
 paula@marystreetdental.com.au; tony@mcaqld.com.au

Dear Paula

Blue Sky Private Equity Vinomofu Fund

NOTE: THIS IS COMMERCIAL SENSITIVE INFORMATION. PLEASE TREAT THIS AS HIGHLY CONFIDENTIAL.

Here is your Holding and Valuation Statement for your investment in the Blue Sky Private Equity Vinomofu Fund ('Fund') as at 30 June 2018.

Details of your investment in the Blue Sky Private Equity Vinomofu Fund are as follows:

Unitholder	Eraden Pty. Ltd. ATF The Ross Galloway Superannuation Fund
Units held as at 30 June 2018	10,000
Value of units as at 30 June 2018¹	\$0.8783
Total value of units held as at 30 June 2018	\$8,783.44

Units in the Blue Sky Private Equity Vinomofu Fund have been valued at \$0.8783¹ per unit. This value reflects the net assets of the Fund as at 30 June 2018, which includes an indicative valuation of the Fund's investment in Vinomofu Holdings Pty Ltd as well as the fees and expenses paid by the Fund.

This statement also confirms that you have not received any:

- Taxable Income
- Cash Distributions; or
- Return of Capital

from the Blue Sky Private Equity Vinomofu Fund during the financial year ended 30 June 2018.

Please provide this Holding and Valuation Statement to your Financial Planner or Accountant. This statement should provide the necessary information for answering any taxation and compliance queries on your underlying investment.

Please ensure you notify Investor Services of any tax residency changes applicable to you or your investing entity.

If you have any further questions about your investment, please contact our investor services team by calling **07 3270 7500** or emailing **investorservices@blueskyfunds.com.au**.

Yours sincerely



Tim Wilson
 Managing Director | Blue Sky Private Equity

¹ Per unit figures in this statement have been rounded to 4 decimal places. Accordingly, totals may not add up as they have been calculated using the exact figures which exceed 4 decimal places.

For information contact:

Blue Sky Private Equity Limited

AFSL 314 177

ABN 45 125 223 958

Phone +61 7 3270 7500

Fax +61 7 3270 7599

Email investorservices@blueskyfunds.com.au

Brisbane Head Office:

Level 46, 111 Eagle Street

Brisbane QLD 4000

PO Box 15515, Brisbane QLD 4002

blueskyfunds.com.au

22 September 2018

Eraden Pty. Ltd. ATF The Ross Galloway Superannuation Fund
 PO BOX 2133
 ASCOT QLD 4007
 paula@marystreetdental.com.au; tony@mcaqld.com.au

Dear Paula

Blue Sky VC2012 Fund LP

NOTE: THIS IS COMMERCIAL SENSITIVE INFORMATION. PLEASE TREAT THIS AS HIGHLY CONFIDENTIAL.

Here is your Holding and Valuation Statement for your investment in the Blue Sky VC2012 Fund LP ('Fund') as at 30 June 2018.

Details of your investment in the Blue Sky VC2012 Fund LP are as follows:

Investing Entity	Eraden Pty. Ltd. ATF The Ross Galloway Superannuation Fund
Partnership interest held as at 30 June 2018	10,000
Value of partnership interest as at 30 June 2018 (per \$1.00 committed)¹	\$0.8307
Total value of partnership interest as at 30 June 2018	\$8,307.10

Partnership interests in the Blue Sky VC2012 Fund LP have been valued at \$0.8307¹ per \$1.00 committed. This value reflects the net assets of the Fund as at 30 June 2018, which includes an indicative valuation of the Fund's underlying investments as well as the fees and expenses paid by the Fund.

This statement also confirms that you have not received any:

- Taxable Income
- Cash Distributions; or
- Return of Capital

from the Blue Sky VC2012 Fund LP during the financial year ended 30 June 2018.

Please provide this Holding and Valuation Statement to your Financial Planner or Accountant. This statement should provide the necessary information for answering any taxation and compliance queries on your underlying investment.

Please ensure you notify Investor Services of any tax residency changes applicable to you or your investing entity.

If you have any further questions about your investment, please contact our investor services team by calling **07 3270 7500** or emailing **investorservices@blueskyfunds.com.au**.

Yours sincerely



Elaine Stead
 Head of Blue Sky Venture Capital

¹ Partnership interest per \$1.00 committed has been rounded to 4 decimal places. Accordingly, totals may not add up as they have been calculated using the exact figures which exceed 4 decimal places.

For information contact:

Blue Sky VC GP Pty Ltd

AR 1235475 under AFSL 314 177

ABN 86 158 646 390

Phone +61 7 3270 7500

Fax +61 7 3270 7599

Email investorservices@blueskyfunds.com.au

Brisbane Head Office:

Level 46, 111 Eagle Street

Brisbane QLD 4000

PO Box 15515, Brisbane QLD 4002

blueskyfunds.com.au

30 September 2018

Eraden Pty. Ltd. ATF The Ross Galloway Superannuation Fund
 PO BOX 2133
 ASCOT QLD 4007
 paula@marystreetdental.com.au; tony@mcaqld.com.au

Dear Paula

Blue Sky Private Equity Software Services Fund

NOTE: THIS IS COMMERCIAL SENSITIVE INFORMATION. PLEASE TREAT THIS AS HIGHLY CONFIDENTIAL.

Here is your Holding and Valuation Statement for your investment in the Blue Sky Private Equity Software Services Fund ('Fund').

As advised in June 2016, 100% of the Fund's investment in Readify was sold and a majority of proceeds were paid to investors at that time. The Fund was wound up during the financial year ended 30 June 2018 following the distribution of a post completion adjustment amount of \$0.0023¹ cash per unit.

Details of your investment in the Blue Sky Private Equity Software Services Fund are as follows:

Unitholder	Eraden Pty. Ltd. ATF The Ross Galloway Superannuation Fund
Units held as at 30 June 2018	0
Value of units as at 30 June 2018	\$0.00
Total value of units held as at 30 June 2018	\$0.00

A Tax Statement for the Blue Sky Private Equity Software Services Fund for the period 1 July 2017 to 30 June 2018 is attached and details how the distribution received from the Fund is to be treated for taxation purposes.

Please provide this Holding and Valuation Statement and Tax Statement to your Financial Planner or Accountant. These statements should provide the necessary information for answering any taxation and compliance queries on your underlying investment.

If you have any further questions about your investment, please contact our investor services team by calling **07 3270 7500** or emailing **investorservices@blueskyfunds.com.au**.

Yours sincerely



Tim Wilson
 Managing Director | Blue Sky Private Equity

¹ Per unit figures in this statement have been rounded to 4 decimal places. Accordingly, totals may not add up as they have been calculated using the exact figures which exceed 4 decimal places.

For information contact:

Blue Sky Private Equity Limited

AFSL 314 177

ABN 45 125 223 958

Phone +61 7 3270 7500

Fax +61 7 3270 7599

Email investorservices@blueskyfunds.com.au

Brisbane Head Office:

Level 46, 111 Eagle Street

Brisbane QLD 4000

PO Box 15515, Brisbane QLD 4002

blueskyfunds.com.au

30 September 2018

Eraden Pty. Ltd. ATF The Ross Galloway Superannuation Fund
 PO BOX 2133
 ASCOT QLD 4007
 paula@marystreetdental.com.au; tony@mcaql.com.au

Dear Paula

Blue Sky Private Equity Software Services Fund II

NOTE: THIS IS COMMERCIAL SENSITIVE INFORMATION. PLEASE TREAT THIS AS HIGHLY CONFIDENTIAL.

Here is your Holding and Valuation Statement for your investment in the Blue Sky Private Equity Software Services Fund II ('Fund').

As advised in June 2016, 100% of the Fund's investment in Readify was sold and a majority of proceeds were paid to investors at that time. The Fund was wound up during the financial year ended 30 June 2018 following the distribution of a post completion adjustment amount of \$0.0021¹ cash per unit.

Details of your investment in the Blue Sky Private Equity Software Services Fund II are as follows:

Unitholder	Eraden Pty. Ltd. ATF The Ross Galloway Superannuation Fund
Units held as at 30 June 2018	0
Value of units as at 30 June 2018	\$0.00
Total value of units held as at 30 June 2018	\$0.00

A Tax Statement for the Blue Sky Private Equity Software Services Fund II for the period 1 July 2017 to 30 June 2018 is attached and details how the distribution received from the Fund is to be treated for taxation purposes.

Please provide this Holding and Valuation Statement and Tax Statement to your Financial Planner or Accountant. These statements should provide the necessary information for answering any taxation and compliance queries on your underlying investment.

If you have any further questions about your investment, please contact our investor services team by calling **07 3270 7500** or emailing **investorservices@blueskyfunds.com.au**.

Yours sincerely



Tim Wilson
 Managing Director | Blue Sky Private Equity

¹ Per unit figures in this statement have been rounded to 4 decimal places. Accordingly, totals may not add up as they have been calculated using the exact figures which exceed 4 decimal places.

For information contact:

Blue Sky Private Equity Limited

AFSL 314 177

ABN 45 125 223 958

Phone +61 7 3270 7500

Fax +61 7 3270 7599

Email investorservices@blueskyfunds.com.au

Brisbane Head Office:

Level 46, 111 Eagle Street

Brisbane QLD 4000

PO Box 15515, Brisbane QLD 4002

blueskyfunds.com.au

WILSONS

Purchases & Sales

From 1 Jul 2017 to 30 Jun 2018

Your Account: The Ross Galloway S/F
 Account Number: W1506878
 Your Adviser: David Thompson
 Branch: Brisbane
 Telephone: 07 3212 1327
 Email: David.Thompson@wilsonsadvisory.com.au

Trade Date	Settle Date	Security Code	Security Name	FX* Rate	Units	Price	Gross Cost	Brokerage /Comm.	GST	Gain/Loss	Settlement Amount
Purchases											
Equity-Domestic-Direct											
28-12-17	02-01-18	PLS	Pilbara Minerals Ltd		22,000	1.130	24,860.00	22.50	2.25	-	24,884.75
26-03-18	27-03-18	OSLXX	Oncosil Medical - Placement		46,632	0.120	5,595.84	-	-	-	5,595.84
28-03-18	03-04-18	ELOXX	Elmo Software Ltd		2,000	5.400	10,800.00	-	-	-	10,800.00
14-05-18	16-05-18	OSLYY	Oncosil Medical - Conditional Placement		20,361	0.120	2,443.32	-	-	-	2,443.32
21-05-18	23-05-18	BLGXX	Bluglass Limited - Institutional Placement		18,918	0.370	6,999.66	-	-	-	6,999.66
Equity-Domestic-Managed Funds											
16-04-18	16-04-18	LSFZZ	L1 Long Short Fund Ltd		6,500	2.000	13,000.00	-	-	-	13,000.00
Equity-International-Managed Funds											
20-07-17	24-07-17	IVV	iShares Core S&P 500 ETF		32	312.910	10,013.12	22.50	2.25	-	10,037.87
20-07-17	24-07-17	MGE	Magellan Global Equities Fund		3,600	2.760	9,936.00	22.50	2.25	-	9,960.75
12-10-17	12-10-17	MGG	Magellan Global Trust		20,000	1.500	30,000.00	-	-	-	30,000.00
19-02-18	19-02-18	ETL0172AU	MFS Concentrated Global Equity Trust (Wholesale)		4,857	2.471	12,000.00	-	-	-	12,000.00
							125,647.94	67.50	6.75		125,722.19
Sales											
Equity-Domestic-Direct											
19-10-17	23-10-17	CVT	Covata Ltd		14,392	0.045	-	22.50	2.25	622.89	622.89
14-12-17	18-12-17	SIV	Silver Chef Ltd		1,605	7.810	15,870.53	22.50	2.25	-3,360.23	12,510.30
14-12-17	18-12-17	SUN	Suncorp Group Ltd		1,050	14.230	8,039.25	22.50	2.25	6,877.50	14,916.75
15-01-18	17-01-18	APT	Afterpay Touchgroup Ltd		785	6.520	2,583.99	22.50	2.25	2,509.46	5,093.45
16-03-18	20-03-18	ELO	Elmo Software Ltd		2,393	6.841	4,786.00	22.50	2.25	11,559.76	16,345.76
19-03-18	21-03-18	ELO	Elmo Software Ltd		1,607	6.800	3,214.00	-	-	7,713.60	10,927.60
24-04-18	27-04-18	ISU	Iselect Ltd		4,530	0.490	-	22.50	2.25	2,194.95	2,194.95
14-05-18	16-05-18	APT	Afterpay Touchgroup Ltd		1,750	6.910	5,611.56	22.50	2.25	6,456.19	12,067.75
18-05-18	22-05-18	OSL	Oncosil Medical Ltd		66,993	0.155	8,039.16	22.50	2.25	2,320.01	10,359.17
29-05-18	31-05-18	HSO	Healthscope Ltd		3,400	2.370	10,394.75	22.50	2.25	-2,361.50	8,033.25
Equity-Domestic-Managed Funds											
13-02-18	15-02-18	PL8	Plato Income Maximiser Ltd		10,000	1.070	11,000.00	22.50	2.25	-324.75	10,675.25
							69,539.24	225.00	22.50	34,207.88	103,747.12
DRPs (Dividend Reinvestment Plans)											
03-07-17	03-07-17	ANZ	ANZ Banking Grp Ltd		25	28.800	720.00	-	-	-	720.00
04-07-17	04-07-17	WBC	Westpac Banking Corp		26	29.790	774.54	-	-	-	774.54

* The FX Rate at the trade date.



Purchases & Sales

From 1 Jul 2017 to 30 Jun 2018

Your Account: The Ross Galloway S/F

Account Number: W1506878

Your Adviser: David Thompson

Branch: Brisbane

Telephone: 07 3212 1327

Email: David.Thompson@wilsonsadvisory.com.au

Trade Date	Settle Date	Security Code	Security Name	FX* Rate	Units	Price	Gross Cost	Brokerage /Comm.	GST	Gain/Loss	Settlement Amount
18-12-17	18-12-17	ANZ	ANZ Banking Grp Ltd		25	29.020	725.50	-	-	-	725.50
22-12-17	22-12-17	WBC	Westpac Banking Corp		25	31.620	790.50	-	-	-	790.50
							3,010.54	-	-		3,010.54

* The FX Rate at the trade date.



Corporate Actions

From 1 Jul 2017 to 30 Jun 2018

Your Account: The Ross Galloway S/F
 Account Number: W1506878
 Your Adviser: David Thompson
 Branch: Brisbane
 Telephone: 07 3212 1327
 Email: David.Thompson@wilsonsadvisory.com.au

Trade Date	Settle Date	Security Code	Description	FX* Rate	Volume	Amount
ZNT - Non Renounceable Rights Issue						
22-11-17	22-11-17	ZNT	3:8 Non Renounceable Issue of Shares @ 1.15 AUD per share	1.00	3,750.00	4,312.50
MGG - Other						
15-01-18	15-01-18	MGG	Additional Unit Allocation in lieu of Priority Offer (6.25% of Unit Allotment)	1.00	1,250.00	0.00
OSL - Security Code Conversion						
28-03-18	28-03-18	OSL	1:1 Conversion of OSLXX Placements to OSL Ordinary shares	1.00	46,632.00	5,595.84
28-03-18	28-03-18	OSLXX	1:1 Conversion of OSLXX Placements to OSL Ordinary shares	1.00	-46,632.00	-5,595.84
ELO - Security Code Conversion						
04-04-18	04-04-18	ELO	1:1 Conversion of ELOXX Placements to ELO Ordinary shares	1.00	2,000.00	10,800.00
04-04-18	04-04-18	ELOXX	1:1 Conversion of ELOXX Placements to ELO Ordinary shares	1.00	-2,000.00	-10,800.00
LSF - Security Code Conversion						
18-04-18	18-04-18	LSF	1:1 Conversion of LSFZZ Placements to LSF Ordinary shares	1.00	6,500.00	13,000.00
18-04-18	18-04-18	LSFZZ	1:1 Conversion of LSFZZ Placements to LSF Ordinary shares	1.00	-6,500.00	-13,000.00
OSL - Security Code Conversion						
17-05-18	17-05-18	OSL	1:1 Conversion of OSLYY Placements to OSL Ordinary shares	1.00	20,361.00	2,443.32
17-05-18	17-05-18	OSLYY	1:1 Conversion of OSLYY Placements to OSL Ordinary shares	1.00	-20,361.00	-2,443.32
BLG - Security Code Conversion						
25-05-18	25-05-18	BLG	1:1 Conversion of BLGXX Placements to BLG Ordinary shares	1.00	18,918.00	6,999.66
25-05-18	25-05-18	BLGXX	1:1 Conversion of BLGXX Placements to BLG Ordinary shares	1.00	-18,918.00	-6,999.66

* The FX Rate at the initial cost date.



Additions & Withdrawals

From 1 Jul 2017 to 30 Jun 2018

Your Account: The Ross Galloway S/F

Account Number: W1506878

Your Adviser: David Thompson

Branch: Brisbane

Telephone: 07 3212 1327

Email: David.Thompson@wilsonsadvisory.com.au

Trade Date	Purchase Date	Security Code	Transaction Description	Units	Cost Amount	Transfer Value
Additions						
21-07-17	21-07-17	CASH	BPAY - 00015068786		12,000.00	12,000.00
26-09-17	26-09-17	CASH	BPAY - 00015068786		30,000.00	30,000.00
22-11-17	22-11-17	APPLIC	ZNT Entitlement Applied Externally		4,312.50	4,312.50
19-04-18	19-04-18	CASH	Balance Write-off		19.28	19.28
					46,331.78	46,331.78
Withdrawals						
20-10-17	20-10-17	CASH	Direct Debit - Eraden Pty Ltd		4,300.00	4,300.00
17-01-18	17-01-18	CASH	034-111 180169		5,093.45	5,093.45
					9,393.45	9,393.45



15 May 2017

ASX ANNOUNCEMENT

Afterpay / Touchcorp Merger: First Court Hearings

Afterpay Holdings Limited (ASX:AFY) (“**Afterpay**”) is pleased to advise that the Federal Court of Australia has approved orders to convene a meeting of Afterpay's shareholders to consider and vote on the Scheme of Arrangement (“**Afterpay Scheme**”) in connection with Afterpay's merger with Touchcorp Limited (“**Touchcorp**”). Under the Afterpay Scheme, all Afterpay shares (other than those held by Touchcorp and its subsidiaries) will be exchanged for new shares in Afterpay Touch Group Limited (“**ATG**”) on a 1-for-1 basis.

Touchcorp (ASX:TCH) is also pleased to advise that the Supreme Court of Bermuda has approved orders to convene a meeting of Touchcorp's shareholders to consider and vote on the Scheme of Arrangement (“**Touchcorp Scheme**”) in connection with the merger. Under the Touchcorp Scheme, all Touchcorp shares will be exchanged for new shares in ATG on the basis of 0.64 ATG shares for each Touchcorp share.

A full copy of the Scheme Booklets for each of Afterpay and Touchcorp, as approved by the respective Courts, are being separately released to ASX. The Afterpay Scheme Booklet includes an Independent Expert Report prepared by Lonergan Edwards & Associates Limited, which concludes that the Afterpay Scheme is fair and reasonable and in the best interests of Afterpay shareholders, in the absence of a superior proposal. The Touchcorp Scheme Booklet includes an Independent Expert Report prepared by RSM Corporate Australia Pty Ltd, which concludes that the Touchcorp Scheme is fair and reasonable and in the best interests of Touchcorp shareholders.

Indicative timetable

The timetable steps for completion of the merger are:

Afterpay Scheme Meeting	10.00am on 19 June 2017
Touchcorp Scheme Meeting	11.00am on 19 June 2017
Touchcorp Second Court Date for approval of the Touchcorp Scheme	23 June 2017
Afterpay Second Court Date for approval of the Afterpay Scheme	28 June 2017
Effective Date	28 June 2017
Afterpay and Touchcorp shares suspended from trading on ASX from close of trade	
New ATG shares commence trading on ASX on a deferred settlement basis	29 June 2017
Record Date for determining entitlement to receive ATG shares, being the Afterpay and Touchcorp Scheme consideration	7.00pm on 3 July 2017
Implementation Date	6 July 2017
Implementation of the Touchcorp and Afterpay Schemes	
Last day of deferred settlement trading of ATG shares	7 July 2017
Dispatch of holding statements for ATG shares	
Trading of new ATG Shares commence on ASX on a normal settlement basis	10 July 2017

Afterpay Holdings Limited

ACN 606 589 520

Phone: 1300 100 729

Level 6, 406 Collins Street, Melbourne VIC 3000

<https://www.afterpay.com.au>

Touchcorp Limited

Bermudan Company Registration Number 48280

Australian Registered Body Number 603 731 184

Tel: +61 3 9286 7500 Fax: +61 3 9662 1472

34 Bermudiana Road, Hamilton HM 11, Bermuda

www.touchcorp.com

Carry forward note for 30 June 2018

Afterpay and Touchcorp Merger

Class ruling 2017/49 applied from 1 July 2017

Afterpay Shareholders received 1 share in Afterpay touch group
for each shareholding in afterpay

Touchcorp shareholders received 0.64 Afterpay touch group shares
for each shareholding they held in afterpay

No cash consideration received

Galloway SMSF shareholdings prior to merger

		Cost
Afterpay	4167 shares	10,000.80
Touchcorp	3700 shares	7,794.75
		17,795.55

Shareholding after merger

Afterpay Touch Group	4167	
Afterpay Touch group	2368	
Total	6535	17,795.55

Date Acquired new shareholding 6/7/17.

Courtney Creevey

From: Taneile White
Sent: Monday, 25 September 2017 12:19 PM
To: Courtney Creevey
Subject: Script for Script

1. I disposed of the Original shareholding at cost (i.e. the cost of each parcel = consideration I received). This was on the date of the corporate action. For some reason I had a small taxable loss which equalled a small non-taxable profit on my disposal report. I did a manual journal and offset these two amounts so there was no gain or loss.
2. I then processed purchases of the New shareholding, crediting my 491 account for each parcel. In my case, I got 1.2375 shares for every 1, so I manually prorated this – i.e. $36,667 \times 1.2375 = 45,375$ shares for \$14,850.06 (cost of Original shareholding) etc.
3. In the purchase entry (debit) on the New shareholding, I also entered the CGT date. You should be able to tell the transaction dates from the disposal report of the Original shareholding.

Kind regards,

Taneile White
MCA Chartered Accountants

Ph: (07) 3252 9477
Fax: (07) 3252 9677



Liability Limited by a scheme approved under the Professional Standards Legislation

DISCLAIMER:

This message and any attachments, or any part of it is intended solely for the named addressee. Reading, printing, distribution, storing, commercializing or acting on this transmission or any information it contains, by anyone other than the addressee, is prohibited. If you have received this message in error, please destroy all copies and notify MCA Chartered Accountants on +61 7 3252-9477 or by replying to the sender. This message may contain legally privileged and confidential information, and/or copyright material of MCA Chartered Accountants or third parties. MCA Chartered Accountants is not responsible for any changes made to a document other than those made by MCA Chartered Accountants, or for the effect of the changes on the document's meaning. You should only re-transmit, distribute or commercialize the material if you are authorised to do so. Any views expressed in this message are those of the individual sender. You may not rely on this message as advice unless subsequently confirmed by fax or letter signed by a Partner of MCA Chartered Accountants. MCA Chartered Accountants advises that this e-mail and any attached files should be scanned to detect viruses. MCA Chartered Accountants accepts no liability for loss or damage (whether caused by negligence or not) resulting from the use of any attached files.



Class Ruling

CR 2017/49

Income tax: CGT roll-over - exchange of shares in Afterpay Holdings Limited for shares in Afterpay Touch Group Limited

Please note that the PDF version is the authorised version of this ruling.

Contents	Para
LEGALLY BINDING SECTION:	
Summary - what this Ruling is about	1
Date of effect	7
Scheme	8
Ruling	21
NOT LEGALLY BINDING SECTION:	
Appendix 1: Explanation	34
Appendix 2: Detailed contents list	37

This publication provides you with the following level of protection:

This publication (excluding appendixes) is a public ruling for the purposes of the *Taxation Administration Act 1953*.

A public ruling is an expression of the Commissioner's opinion about the way in which a relevant provision applies, or would apply, to entities generally or to a class of entities in relation to a particular scheme or a class of schemes.

If you rely on this ruling, the Commissioner must apply the law to you in the way set out in the ruling (unless the Commissioner is satisfied that the ruling is incorrect and disadvantages you, in which case the law may be applied to you in a way that is more favourable for you - provided the Commissioner is not prevented from doing so by a time limit imposed by the law). You will be protected from having to pay any underpaid tax, penalty or interest in respect of the matters covered by this ruling if it turns out that it does not correctly state how the relevant provision applies to you.

Summary - what this ruling is about

1. This Ruling sets out the Commissioner's opinion on the way in which the relevant provision(s) identified below apply to the defined class of entities, who take part in the scheme to which this Ruling relates.

Relevant provision(s)

2. The relevant provisions dealt with in this Ruling are:

- section 104-10 of the *Income Tax Assessment Act 1997* (ITAA 1997)
- Subdivision 115-A of the ITAA 1997
- Subdivision 124-M of the ITAA 1997.

Class of entities

3. The class of entities to which this Ruling applies is the shareholders of Afterpay Holdings Limited (AHL) who:

- participated in the scheme that is the subject of the Ruling
- are residents of Australia as defined in subsection 6(1) of the *Income Tax Assessment Act 1936* (and not temporary residents as defined in section 995-1 of the ITAA 1997) on the Implementation Date of the scheme (6 July 2017)
- owned ordinary shares in AHL as at the Record Date for the scheme (3 July 2017) and held those on capital account at the time of the scheme and not as trading stock or revenue assets, and
- are not subject to the Taxation of Financial Arrangements (TOFA) under Division 230 of the ITAA 1997 in regard to their AHL shares.
(Note: Division 230 will generally not apply to individuals, unless they have made an election for it to apply to them.)

Qualifications

4. The Commissioner makes this Ruling based on the precise arrangement identified in this Ruling.

5. The class of entities defined in this Ruling may rely on its contents provided the scheme actually carried out is carried out in accordance with the scheme described in paragraphs 9 to 20 of this Ruling.

6. If the scheme actually carried out is materially different from the scheme that is described in this Ruling, then:

- this Ruling has no binding effect on the Commissioner because the scheme entered into is not the scheme on which the Commissioner has ruled, and
- this Ruling may be withdrawn or modified.

Date of effect

7. This Ruling applies from 1 July 2017 to 30 June 2018. The Ruling continues to apply after 30 June 2018 to all entities within the specified class who entered into the specified scheme during the term of the Ruling. However, this Ruling will not apply to taxpayers to the extent that it conflicts with the terms of a settlement of a dispute agreed to before the date of issue of this Ruling (see paragraphs 75 and 76 of Taxation Ruling TR 2006/10).

Scheme

8. The following description of the scheme is based on information provided by the applicant for this Ruling.

Note: certain information has been provided on a commercial-in-confidence basis and will not be disclosed or released under Freedom of Information legislation.

9. On 6 July 2017 (the Implementation Date), pursuant to a scheme of arrangement effected under the *Corporations Act 2001*, all shareholders of AHL transferred all their shares to a newly incorporated Australian company, Afterpay Touch Group Limited (Afterpay Touch Group), in exchange for being issued new shares in Afterpay Touch Group and nothing else.

Background

10. AHL is a company incorporated in Australia on 22 June 2015. Its shares were listed on the Australian Securities Exchange (ASX) on 4 May 2016. All of the group's activities are conducted in Australia and derives 100% of its revenues from Australian operations and customers.

11. As at 31 December 2016, there were over 1,000 holders of a total 180,337,038 ordinary shares in AHL. The largest shareholder with a holding of approximately 27.8% is Touch Australia Pty Limited, a 100% subsidiary company of Touchcorp Limited, another ASX listed company.

12. On 23 February 2017, AHL announced, in an ASX announcement, an intention to merge with Touchcorp Limited under a newly incorporated holding company, Afterpay Touch Group.
13. Afterpay Touch Group is a company that was incorporated in Australia on 30 March 2017 with nominal contributed share capital of \$2 consisting of two ordinary shares. It was incorporated for the above merger.
14. The merger was effected by both AHL and Touchcorp Limited undertaking separate schemes of arrangement under their relevant companies regulations with approval of their respective shareholders and the court.
15. The AHL scheme of arrangement was approved by a vote of its shareholders at a meeting on 19 June 2017 and was approved by the Federal Court of Australia on 28 June 2017 pursuant to paragraph 411(4)(b) of Part 5.1 of the *Corporations Act 2001*.
16. The Touchcorp Limited scheme was implemented first on 6 July 2017. The AHL scheme was also implemented on 6 July 2017 immediately after the Touchcorp Limited scheme.
17. Under the AHL scheme, on 6 July 2017 all shareholders of AHL (except for Touch Australia Pty Limited) transferred ownership of all their shares to Afterpay Touch Group, and in exchange received one new share in Afterpay Touch Group, and nothing else, for each share in AHL.
18. As a consequence of the AHL scheme and the Touchcorp Limited scheme, AHL became an, indirectly, wholly owned subsidiary company of Afterpay Touch Group.
19. Subsequently, the AHL shares were delisted from the ASX and the new shares in Afterpay Touch Group were listed on the ASX.
20. Any foreign shareholders who were ineligible to receive shares in Afterpay Touch Group under the scheme due to laws of their country, had their new shares in Afterpay Touch Group issued instead to a nominee who would then sell the shares on the ASX and pay the net proceeds to the ineligible foreign shareholders.

Ruling

Disposal of AHL shares - CGT Event A1

21. CGT event A1 happened when participating AHL shareholders exchanged their AHL shares for Afterpay Touch Group shares under the terms of the scheme (section 104-10).
22. CGT event A1 happened on the Implementation Date, being 6 July 2017 (subsection 104-10(3)).
23. A participating AHL shareholder made a capital gain from CGT event A1 happening if the capital proceeds from the disposal of an AHL share exceeded the cost base of that share. The capital gain is the amount of the excess (subsection 104-10(4)).
24. A participating AHL shareholder made a capital loss from CGT event A1 happening if the capital proceeds from the disposal of an AHL share were less than the reduced cost base of that share. The capital loss is the amount of the excess (subsection 104-10(4)).
25. The capital proceeds in respect of CGT event A1 happening were the market value of any new Afterpay Touch Group shares received by the participating AHL shareholders as consideration for each AHL share exchanged (subsection 116-20(1)). The market value of any new Afterpay Touch Group shares received was worked out as at the time of CGT event A1, which was on the Implementation Date (6 July 2017) (paragraph 116-20(1)(b)).

Application of Subdivision 124-M roll-over

26. A participating AHL shareholder who makes a capital gain from the disposal of an AHL share to Afterpay Touch Group is eligible to choose scrip for scrip roll-over (section 124-780 and section 124-785).
27. Section 124-782 will not apply as no holder is a significant stakeholder or a common stakeholder. As section 124-782 does not apply, Afterpay Touch Group is not required to make a joint choice under subsection 124-780(3)(d) to allow roll-over for the AHL shareholders.

Where Subdivision 124-M roll-over is chosen

28. The only capital proceeds received by an AHL shareholder will be Afterpay Touch Group shares. Therefore, if an AHL shareholder chooses scrip for scrip roll-over, the capital gain they will make upon the disposal of an AHL share to Afterpay Touch Group in exchange for Afterpay Touch Group shares (CGT event A1) is disregarded (subsection 124-785(1)).

Where Subdivision 124-M roll-over is not chosen, or cannot be chosen

29. An AHL shareholder who does not choose roll-over, or cannot choose roll-over, must take into account any capital gain or capital loss from CGT event A1 happening on the disposal of their AHL shares in working out their net capital gain or net capital loss for the income year in which CGT event A1 happens (sections 102-5 and 102-10).

30. An AHL shareholder who makes a capital gain where roll-over is not chosen, or cannot be chosen, can treat the capital gain as a 'discount capital gain' provided that the conditions of Subdivision 115-A are met. In particular, the AHL shares must have been acquired by the shareholder at least 12 months before their disposal to Afterpay Touch Group.

Cost base and reduced cost base of new Afterpay Touch Group shares received

31. If a shareholder chooses scrip for scrip roll-over, the first element of the cost base and reduced cost base of replacement new Afterpay Touch Group shares received (in exchange for their AHL shares) is worked out by reasonably attributing the cost base and reduced cost base (respectively) of the AHL shares which were exchanged and for which the roll-over was obtained (subsections 124-785(2) and 124-785(4)).

Acquisition date of Afterpay Touch Group shares


32. For CGT purposes, an AHL shareholder acquired their Afterpay Touch Group shares on the Implementation Date of the AHL scheme (6 July 2017) (subsection 109-5(2)).

33. If an AHL shareholder chooses scrip for scrip roll-over, the acquisition date of the new Afterpay Touch Group shares for the purposes of entitlement to a discount capital gain should a subsequent CGT event happen to the Afterpay Touch Group shares (such as a disposal of the Afterpay Touch Group shares) is the date when the shareholder had acquired the AHL shares that were exchanged for the new Afterpay Touch Group shares (item 2 of the table in subsection 115-30(1)).

Commissioner of Taxation

2 August 2017

Appendix 1 - Explanation

 This Appendix is provided as information to help you understand how the Commissioner's view has been reached. It does not form part of the binding public ruling.

Roll-over under Subdivision 124-M

Availability of scrip for scrip roll-over if a capital gain is made

34. A scrip for scrip roll-over under Subdivision 124-M enables a shareholder to disregard a capital gain from a share that is disposed of if the shareholder receives a replacement share in exchange. It also provides special rules for calculating the cost base of the replacement share.

35. Subdivision 124-M contains a number of conditions for, and exceptions to, a shareholder being eligible to choose scrip for scrip roll-over. The main requirements that are relevant to the scheme that is the subject of this Ruling are:

- an entity exchanges shares in a company for shares in another company (paragraph 124-780(1) (a))
- the exchange is in consequence of a single arrangement that satisfies subsection 124-780(2) or (2A)
- conditions for the roll-over in subsection 124-780(3) are satisfied
- further conditions, if applicable, are satisfied, and
- exceptions to obtaining scrip for scrip roll-over are not applicable.

36. The AHL scheme satisfies the requirements for the roll-over under Subdivision 124-M.

Appendix 2 - Detailed contents list

37. The following is a detailed contents list for this Ruling:

	Paragraph
Summary - what this ruling is about	1
Relevant provision(s)	2
Class of entities	3
Qualifications	4
Date of effect	7
Scheme	8
Background	10
Ruling	21
Disposal of AHL shares - CGT Event A1	21
Application of Subdivision 124-M roll-over	26
Where Subdivision 124-M roll-over is chosen	28
Where Subdivision 124-M roll-over is not chosen, or cannot be chosen	29
Cost base and reduced cost base of new Afterpay Touch Group shares received	31
Acquisition date of Afterpay Touch Group shares	32
Appendix 1 - Explanation	34
Roll-over under Subdivision 124-M	34
<i>Availability of scrip for scrip roll-over if a capital gain is made</i>	34
Appendix 2 - Detailed contents list	37

© AUSTRALIAN TAXATION OFFICE FOR THE COMMONWEALTH OF AUSTRALIA

You are free to copy, adapt, modify, transmit and distribute this material as you wish (but not in any way that suggests the ATO or the Commonwealth endorses you or any of your services or products).

Not previously issued as a draft

References

ATO references:

NO 1-BY6P8E2

ISSN: 2205-5517

Related Rulings/Determinations:

TR 2006/10

Legislative references:

ITAA 1936

ITAA 1936 6(1)

ITAA 1997 102-5

ITAA 1997 102-10

ITAA 1997 104-10

ITAA 1997 104-10(3)

ITAA 1997 104-10(4)

ITAA 1997 109-5(2)

ITAA 1997 115-30(1)

ITAA 1997 Subdiv 115-A

ITAA 1997 116-20(1)

ITAA 1997 116-20(1)(b)

ITAA 1997 124-M

ITAA 1997 124-780

ITAA 1997 124-780(1)(a)

ITAA 1997 124-780(2)

ITAA 1997 124-780(2A)
ITAA 1997 124-780(3)
ITAA 1997 124-780(3)(d)
ITAA 1997 124-782
ITAA 1997 124-785
ITAA 1997 124-785(1)
ITAA 1997 124-785(2)
ITAA 1997 124-785(4)
ITAA 1997 Div 230
ITAA 1997 995-1
Corporations Act 2001
Corporations Act 2001 411(4)(b)
TAA 1953

Copyright notice

© Australian Taxation Office for the Commonwealth of Australia

You are free to copy, adapt, modify, transmit and distribute material on this website as you wish (but not in any way that suggests the ATO or the Commonwealth endorses you or any of your services or products).



Blog

How to handle the Afterpay (AFY) and Touchcorp (TCH) merger

12th July 2017

by Josh Rodrigues, Sharesight

In February 2017, ASX-listed payments fintech Afterpay (AFY) announced a proposed merger with the payments firm, Touchcorp (TCH). Both firms had enjoyed a close and productive relationship, with Touchcorp developing the technology behind Afterpay's highly successful 'Buy Now, Pay Later' offering. The merger was described as a 'natural evolution' of the existing relationship between the two companies, allowing the new business, Afterpay Touch Group, to take advantage of revenue opportunities, through a more integrated combination of Afterpay's growing retail network and Touchcorp's strong technology offering.

As part of the merger, eligible Afterpay shareholders received 1 share in the Afterpay Touch Group, for every 1 Afterpay share they held. For Touchcorp shareholders, they received 0.64 Afterpay Touch Group shares for every 1 Touchcorp share they held.

How to handle the Afterpay-Touchcorp merger in Sharesight

If you held either Afterpay (AFY.ASX) or Touchcorp (TCH.ASX) shares, and have now received shares in the new Afterpay Touch Group (APT.ASX), Sharesight makes it easy to handle corporate actions, track subsequent performance and account for any potential capital gain or loss.

From all accounts, this merger is eligible for rollover relief, although specifics are subject to the release of an official ATO class ruling. We will update this post accordingly, if any changes are required!

If you held Afterpay (AFY.ASX) shares:

1. Sign up for a FREE Sharesight account and add your Afterpay holding.
2. From the 'Holdings' tab, use the search bar to locate your Afterpay holding. You can also find this on the "Overview' page.
3. Once on the 'Holdings' page for your Afterpay holding, click on the 'Enter a New Trade or Adjustment' button. From the transaction type drop-down list, choose 'Sell'. The date we are using is the 'Implementation Date', 6th July 2017 (06/07/2017).
4. Enter your full Afterpay quantity, e.g. 10,000. If rollover relief is chosen, the 'Price' should reflect your existing Afterpay cost-base, e.g. To find your cost-base per share, look for the 'Holding Information' tab on the right-hand side of the 'Holdings' page per the below screenshot. If you have purchased Afterpay in more than one parcel and/or have sold some shares, it is best to obtain your cost base information from the Historical Cost Report. Look for the 'Closing Balance' and divide that figure by the 'Closing Quantity'.

Edit a Trade

AFYAX Afterpay Holdings

Type: Sell Self: A sale transaction.

Date of trade: 06/07/2016

Quantity	Share Price	Brokerage APTS	Total
10000	1.40	0.0	\$14,600.00
	AUS 1,600.0		

Zero Integration

Tick here if you want to send this trade to Xero for reconciliation

Comments:

Upload your file to store it alongside of this trade.

Instrument Detail

Current Price: \$2.740
Last updated at 28 Jun 2017, 12:10 JST

EPS: -\$0.01 NTA: \$0.34

Country: Australia

Sector Classification: Technology Services

Industry Classification: Packaged Software

Custom Grouping Classifications: Joshua's Grouping (1): Unrecognized

Security Type: Ordinary Shares

Holding Information

Current Value: \$51,800.00

Current Quantity: 20,000

Ax. cost p/share: \$1.500

Entering the 'Sell' at your original cost price will ensure that no capital gain is recorded against your original Afterpay holding. *Note: Write down the 'Total' figure, as this will be used when adding the new Afterpay Touch Group holding!*

- Once you've done this, from the top of the page, click the 'Add or Import Holdings' button. You'll be taken to a new page, from which you'll be able to enter the details of your new Afterpay Touch Group holding. To start, we suggest using an 'Opening Balance' transaction. This allows you to enter a cost-base for tax purposes, as well as a market value for the Implementation Date, allowing you to correctly track performance for your holding in the new company.
- For the 'Opening Balance' date, use the 'Implementation Date', 06/07/2017. The 'Cost Base' should be the 'Total' you have noted from Step 3, and the Quantity the same as your original Afterpay holding. Just below the 'Cost Base' and 'Quantity' fields, you'll see details regarding 'Market Value'. Click the 'Edit' button - in the new 'Market Price' field, you can use the price Sharesight provides, \$3.15, or a market price specified by Afterpay. We've used the

closing price for Afterpay Touch Group on 06/07/2017, \$3.15. Once you've filled in these details, click 'Save This Holding':

Add New Holding for Deloitte Client

Markets:

Search by name or code:

All ▾ afterpay

ASX:APT Afterpay Touch

Add a custom investment ⓘ

Buy Opening Balance ⓘ

Opening Balance Date ⓘ

📅 06/07/2017

Cost base AU\$ ⓘ		Quantity		Average cost per Share
14600	÷	10000	=	\$1.46

Market value as at 06/07/2017 = AU\$ \$31,500.00 edit ⓘ



Quantity	Market price:	Exchange Rate	Market Value
10000 ✕	0.00	÷	AUS
	3.150 ⓘ	1.0000	= \$31,500.00

Xero Integration

Tick here if you want to send this trade to Xero for reconciliation

Save this holding

If you held Touchcorp (TCH.ASX) shares:

1. Sign up for a FREE Sharesight account and add your Touchcorp holding.
2. Repeat the same steps, 1 - 4, as seen in the Afterpay holders section above, for your Touchcorp shares instead. Remember to make a note of the 'Total' figure when entering the 'Sell' transaction for Touchcorp. This will become your cost base.

Edit a Trade

TCH.AX Touchcorp Ltd

Type

Sell ⓘ Sell: A sale transaction.

Date of trade

06/07/2017


Quantity	Share Price	Brokerage AUS	Total
10000	1.54	0.0	\$15,400.00
	AUS 1,670 ⓘ		

Xero Integration open

Tick here if you want to send this trade to Xero for reconciliation

Comments

Afterpay Touch Group Merger

 Upload your file to store it alongside of this trade.

Choose a file...

Save changes
Cancel
Delete this Trade

3. Once you've clicked on the 'Add or Import Holdings' button, and have selected the 'Opening Balance' transaction type, enter the 'Total' that you've noted, in the cost base field. When entering the 'Quantity', remember that Touchcorp shareholders received 0.64 Afterpay Touch Group shares for every 1 Touchcorp share. For example, if you held 10,000 Touchcorp shares, you

would have received 6,400 Touchcorp shares. The cost base figure will remain the same as your 'Total' though.

Add New Holding for Deloitte Client

Markets: Search by name or code:

All

ASX:APT Afterpay Touch

Add a custom investment ⓘ

Buy Opening Balance ⓘ

Traded on

Quantity	Share Price	Brokerage	Total
6400	3.150 ⓘ	AUS <input type="text" value="0.00"/>	\$20,160.00

Xero Integration

Tick here if you want to send this trade to Xero for reconciliation

Save this holding

Again, remember to enter a 'Market Price', so that Sharesight can correctly track performance of your holding in the new company, from the Implementation Date going forward. Click 'Save This Holding'.

All done! You've now accounted for the Afterpay and Touchcorp merger. As mentioned above, these steps are applicable if you've opted for rollover relief.

Note using this approach means that your CGT Report will not account for any CGT discount if you choose to sell your newly acquired Afterpay Touch Group shares in the next 12 Months. For tax purposes, you may consider backdating the opening balance date as required when you run a CGT report, or downloading the CGT report into Excel format and making a manual adjustment.

No Rollover Relief?


If you will not be opting for rollover relief in the treatment of your Afterpay or Touchcorp shares, concerning this merger, there are a couple of different steps to take.

Firstly, when entering a 'Sell' trade for your Afterpay shares, the 'Sell' price will need to reflect the 'Market Price' of your new Afterpay Touch Group shares, as at the Implementation Date. At the time of writing, there has been no official indication of what price to be used, so we suggest using the closing price for the 6th of July, 2017, which was \$3.15. If you held Touchcorp shares, you will need to enter a 'Sell' price that is proportionate to the ratio that determined your new Afterpay Touch Group quantity - our suggestion is: $\text{Price} = 0.64 \times \$3.15 = \$2.016$.


Edit a Trade


TCH.AX Touchcorp Ltd



Type

Sell  **Sell:** A sale transaction.

Date of trade

 08/07/2017


Quantity	Share Price	Brokerage AUS	Total
10000	2.016	0.0	\$20,160.00
	AUS\$ 1.670 		

 **Xero Integration**  open

Tick here if you want to send this trade to Xero for reconciliation

Comments

Afterpay Touch Group Merger

 Upload your file to store it alongside of this trade.

Choose a file...

Save changes **Cancel** **Delete this Trade**

This will allow you to correctly reflect the proceeds received for your Touchcorp shares, which is the value of your new shares. Any capital gain or loss, as a result of this transaction, will be reflected in the Capital Gains Tax report. The second difference, if not opting for rollover relief, is that when entering the new Afterpay Touch Group holding, the cost base should reflect the 'Market Value'. You can actually use a Buy transaction in this instance, using your new quantity in Afterpay

Touch Group, and the market price of \$3.15 (closing price on 06/07/2017).

Add New Holding for Deloitte Client

Markets: Search by name or code:


All ▾	afterp
-------	--------

ASX:APT Afterpay Touch

Add a custom investment ⓘ

Buy Opening Balance ⓘ

Traded on

	06/07/2017
---	------------

Quantity	Share Price	Brokerage	Total
6400	3.150	AUS \updownarrow 0.00	\$20,160.00
	<u>3.150</u> ⓘ		


Xero Integration

Tick here if you want to send this trade to Xero for reconciliation

Save this holding

Please note that we always advise you to consult your financial advisor or accountant regarding corporate actions, especially for tax purposes, as we are not authorised to provide financial advice. For further information regarding this merger and information on the tax implications, please refer to:

- Official Afterpay Scheme Booklet [pdf]
- Official Touchcorp Scheme Booklet [pdf]



L1 CAPITAL

November 13, 2017
 Eraden Pty Ltd ATF The Ross Galloway
 Superannuation Fund
 Att: Paula Terese Galloway
 33 Upper Lancaster Road
 ASCOT QLD 4007

Investor No.: 42563

Re: Unitholding of Eraden Pty Ltd ATF The Ross Galloway Superannuation Fund

L1 Capital Long Short Fund

This confirmation is issued by Equity Trustees Limited ACN 004 031 298 as Responsible Entity for this fund.

SUBSCRIPTION CONFIRMATION	
On transaction date November 3, 2017, we confirm we have issued the following units :	
Class [or Series] of Unit	L1 Capital Long Short Fund - Daily Class
Number of Units before Transaction	0.00
Number of Units Issued	15,960.41
Number of Units after Transaction	15,960.41
Subscription Price	AUD 1.2531
Subscription Amount	AUD 20,000.00
Transaction Date	November 3, 2017

Value Date: 02-Nov-2017

Bank Account Details: Westpac Banking Corporation, 180169, BSB 034-111
 Tax File Number / ABN Status : Received
 Distribution Option: 100% Reinvested

TRANSFER FORM FOR NON-MARKET TRANSACTIONS

Use a **black pen**. Print in **CAPITAL** letters
 Note: Any alterations must be initialled by the seller/s and the buyer/s.
 Any increase to the quantity of securities being transferred is not acceptable even if initialled
Correction fluid or tape must not be used.
Uncertificated CHESS Holdings - This form must be forwarded to the CHESS Sponsoring Broker or Non-Broker Participant.
Uncertificated Issuer Sponsored Holdings - This form must be forwarded to the Issuer's Registry or your broker as appropriate.

1 Stamp Duty if applicable

2	Full name of Company or Corporation	WESFARMERS LIMITED	3	State of Incorporation
4	Description of Securities (Shares, options etc.)	Class: OFF If not fully paid, paid to	5	Register
6	Quantity	Words: TWO HUNDRED AND SEVENTY NINE	Figures: 279	
7	Full name/s of Transferor/s (Seller/s) A/C NO: w100391	MS PAUL A TERESE GALLOWAY	For Company Use	
8	SRN or HIN (must be quoted)	SRN/HIN: X0008492298		
9	Consideration	A\$ 11,773.80	10	Date of Purchase: 12 / 09 / 2016
11	Full name/s of Transferee/s (Buyer/s) A/C NO: w1506878	ERADEN PTY LTD <ROSS GALLOWAY S/F A/C>		
12	Full postal address of Transferee/s (Buyer/s)	PO BOX 2133 ASCOT State/Country: QLD Postcode: 4007		
13	Transferee/s (Buyer/s) Securityholder Reference Number (if known)	SRN/HIN: X0047091683		

Client needs to tell company share of purchase & update HIN to SM &

I / We the registered holder/s and under Buyer/s the securities as specified above on which I/We held the same at the time of the transfer is signed (if applicable). To sign or enclose a certified copy with this form

for the above consideration do hereby transfer to the above name/s hereinafter called the name/s in the books of the above named Company, subject to the several conditions. We the Buyer/s do hereby agree to accept the said securities subject to the same of the Power of Attorney by death of the grantor or otherwise, under which this attorney you must have already lodged it with the registry or your broker as appropriate

14 Transferor/s (Seller/s) sign here

Individual or Securityholder 1	Securityholder 2	Securityholder 3
<i>Paul</i>		
Director or Sole Director and Sole Company Secretary	Director/Company Secretary	Sole Director (No Company Secretary)
		Day / Month / Year

16 Transferee/s (Buyer/s) sign here

Individual or Securityholder 1	Securityholder 2	Securityholder 3
<i>Diana</i>	<i>Ross</i>	
Director or Sole Director and Sole Company Secretary	Director/Company Secretary	Sole Director (No Company Secretary)
		Day / Month / Year

SIGN HERE (repeated multiple times)

1 December 2017

T 61 7 3833 9833
F 61 7 3833 9830

www.cbre.com.au

Paula Galloway

Via email: paula@marystreetdental.com.au

Dear Paula

Lot 4/25 Mary St, Brisbane 4000

Should rates be borne by the tenant the rent for Lot 4/25 Mary St, Brisbane would be \$70,000 per annum exclusive of GST.

Following recent discussions regarding Lot 4/25 Mary St, Brisbane with Paula Galloway, we have prepared the following rental appraisal your consideration, taking into consideration the current occupier market.

Market Commentary

The current commercial property market is experiencing a dichotomy. Vacancy rates are the highest that have ever been recorded in Brisbane, with 'B' Grade assets, such as Matisse Tower, suffering the highest vacancy with CBD assets sitting at 19% approx. The vacancy rate in the strata market is circa 9%. We continue to see owner occupiers active in the fourth quarter of 2016, again due to the tax minimisation that self-managed superannuation offer, low-cost of capital and differential between owning and renting.

The leasing activity that is taking place is predominantly current tenants renewing leases and taking advantage of high incentives rather than expanding their business or new tenants entering the market. White collar employment in Brisbane has plateaued. Tenants are looking for quality buildings and fit-out, distance to public transport and surrounding staff amenity, coffee shops, bars etc. The Lease deals that are occurring involve high tenant incentives anywhere from 30% - 45%. Tenants are moving from 'B' and 'C' grade assets to 'A' grade assets at little or no extra cost.

Market value c/f from LY - \$1,237,500 E1-1/1

Yours Sincerely
CBRE (C) Pty Ltd



Andrew Adnam
Associate Director

4/25 Mary Street Brisbane City QLD 4000

-/-/-

- [Upgrade to Premium](#)
 - [Buy Property Report](#)
 - [Buy Title Documents](#)
 - [Improve Listing](#)
 - [Update property details](#)
 - [Watch](#)
 - [Print](#)
 - [Share](#)
-
- [Watch](#)
 - [Print](#)
 - [Share](#)





Thank you. Your report will be emailed shortly.
Try checking your junk folder if it doesn't come through within 5 minutes.

Here you can find what you need to know about **4/25 Mary Street**, including how much it's approximately worth, a history of what it has previously sold for and even the estimated weekly rent. You can also view comparable house and unit for sale and sold prices, information about **Brisbane City, QLD** and much more.

Property Insights

[Images](#)
[Map](#)
[Street View](#)

Property Insights

4/25 Mary Street Estimated Value

\$1,100,000 - \$1,374,999 **Average \$1,237,500.00**

Medium confidence estimate
[Upgrade to Premium for the exact estimated value](#)

Last sold for \$153,400 on 17/07/2006

Mortgage Repayment  [Calculator](#) [Calculator](#)

Estimated Rent [Upgrade to Premium](#)
Low confidence

Gross Cashflow Unavailable

Estimated Gross Yield [Upgrade to Premium](#)
Low confidence

Natural Hazard Risk [Upgrade to Premium](#)



[Upgrade to Premium to view pros and cons for this property](#)

Pros & Cons

CURRENT TITLE SEARCH

DEPT OF NATURAL RESOURCES AND MINES, QUEENSLAND

Request No: 17394913
Search Date: 15/11/2013 09:06Title Reference: 16496124
Date Created: 14/07/1983

Previous Title: 16368072

REGISTERED OWNER

Dealing No: 710110345 17/11/2006

ERADEN PTY LTD A.C.N. 011 031 548

TRUSTEE

UNDER INSTRUMENTS 707215751, 708816403 AND 710110345

ESTATE AND LAND

Estate in Fee Simple

LOT 4 BUILDING UNIT PLAN 5712
County of STANLEY Parish of NORTH BRISBANE
Local Government: BRISBANE CITY
COMMUNITY MANAGEMENT STATEMENT 9493**EASEMENTS, ENCUMBRANCES AND INTERESTS**

1. Rights and interests reserved to the Crown by
Deed of Grant No. 19541192 (ALLOT 3 SEC 8)
Deed of Grant No. 19541230 (ALLOT 4 SEC 8)

ADMINISTRATIVE ADVICES - NIL
UNREGISTERED DEALINGS - NIL

CERTIFICATE OF TITLE ISSUED - No

** End of Current Title Search **

COPYRIGHT THE STATE OF QUEENSLAND (DEPT OF NATURAL RESOURCES AND MINES) [2013]
Requested By: D APPLICATIONS CITEC CONFIRM

COMMERCIAL TENANCY AGREEMENT

(FIRST EDITION) Revised



Non Member Office

PARTIES

Landlord: Eraden Pty Ltd ATF Ross Galloway Superannuation Fund (ABN 42 220 320 262)

Tenant: Eraden Pty Ltd ATF Ross Galloway Family Trust (ABN 65 827 082 051)

Date: 1 December 2017

**THIS AGREEMENT COMPRISES THE REFERENCE SCHEDULE
AND COMMERCIAL TENANCY AGREEMENT CONDITIONS.**

INSTRUCTIONS TO COMPLETE

Commercial Tenancy Agreement

DO NOT USE THIS DOCUMENT

- * FOR RESIDENTIAL TENANCIES
- * FOR PREMISES COVERED BY THE *RETAIL SHOP LEASES ACT*.
- * WHERE THE INITIAL TERM EXCEEDS 3 YEARS.
- * WHERE REGISTRATION UNDER THE *LAND TITLE ACT* IS REQUIRED.

- If including an option to renew, the tenant should be advised to seek legal advice about having the tenancy registered to protect its right under the option.
- Where the initial term plus options exceeds 10 years and the premises form part of the landlord's title, the tenancy may require approval as a subdivision and legal advice should be sought.
- Unless amended, this agreement provides for rent to be reviewed based on increases in the Consumer Price Index. It is not suitable for use where rent is to be reviewed to market or otherwise.
- The only outgoings recoverable in this agreement are local government rates, fire services levies, insurance, cleaning and garden maintenance. Unless amended, this agreement is not suitable for use where additional outgoings are to be paid by the tenant.
- The Agreement **must be** submitted to the Office of State Revenue for stamping within **30 days of signing**.

Reference Schedule

Ensure that all items are completed.

- Item 1:** Full name/s of the owner/s of the property and their address, if the landlord is a company, include ABN. DO NOT use a business name.
- Item 2:** Full name/s of the tenant. If the tenant is a company, include its ABN. DO NOT use a business name.
- Item 3:** The premises must be clearly identified e.g. "Suite 3, 45 John Street, Spring Hill" etc. If not able to be identified by name, a sketch plan must be attached to the agreement and the address must be included at item 3.
- Item 5:** Insert the period of the further tenancy, e.g. "6 months" or "1 year" or "not applicable".
- Item 7:** Insert the date on which the rent is to be adjusted by the CPI or "not applicable"
- Item 8:** The permitted use should be stated clearly and concisely
- Item 9:** Insert the percentage of outgoings the tenant is to pay, e.g. "25%" or "100%" or "not applicable".

AGREEMENTMade (date) **30 September 2016****PARTIES
AND**The person named in item 1 of the reference schedule. (**“Landlord”**)The person named in item 2 of the reference schedule. (**“Tenant”**)**REFERENCE SCHEDULE**

Item 1	LANDLORD	Eraden Pty Ltd ATF The Ross Galloway Superannuation Fund
	Address:	Unit 4 ‘Bellevue Terrace’ 25 Mary Street, Brisbane Qld 4000
	Phone:	(07) 3262 3036
	ABN No:	742 220 320 262
	Email Address:	
Item 2	TENANT	Eraden Pty Ltd ATF The Ross Galloway Family Trust
	Address:	33 Upper Lancaster Road, Ascot Qld 4007
	Phone:	(07) 3262 3036
	ABN No:	65 827 082 051
	Email Address:	
Item 3	Premises	Unit 4 ‘Bellevue Terrace’ 25 Mary Street, Brisbane Qld 4000
		(Annex a plan if available)
Item 4	Term	(1) periodic monthly tenancy; or (2) 60 Months
		commencing on 1 December 2017 and ending on 1 December 2022
Item 5	Option for Further term	5 years + 5 years
Item 6	Rent	\$77,000 Per Annum Plus Outgoings (inclusive of GST) for the first term and then in accordance with special conditions.
Item 7	Annual Rent Review Dates	1 July each year
Item 8	Permitted Use	Dental Practice
Item 9	Percentage of Outgoings	See Special Conditions
Item 10	Deposit	\$NIL
Item 11	Landlords Agent Address	N/A
	Phone:	
	ABN No:	
	Email Address:	
		Fax:

SPECIAL CONDITIONS

Rent will be reviewed and/or increased annually on the 1st July in accordance with Brisbane CPI increases.

If options are exercised the rent will continue to be reviewed annually on the 1st July in accordance with the CPI increases.

The option must be exercised in writing at least six months prior to expiry date (re no later than 1 December in the relevant year).

Item 9-Percentage of Outgoings.

In addition to Item 6, Outgoings shall include the following:

Body Corporate Fees

Land Tax

Rates

Repairs and Maintenance

All outgoings will be reconciled against actual charges at the end of each financial year.

EXECUTED as an agreement.
EXECUTION BY LANDLORD

Eraden Pty Ltd ATF Ross Galloway Superannuation Fund

THE COMMON SEAL of
AS LANDLORD

Was affixed in accordance with its articles
Of association in the presence of:

Director/Secretary

Ross Galloway

Name of Director/Secretary (BLOCK LETTERS)

Director

Paula Galloway

Name of Director (BLOCK LETTERS)

SIGNED by
AS LANDLORD
In the presence of:

Ross Galloway and Paula Galloway

Signature of Witness

Anthony Mearns

Name of Witness (BLOCK LETTERS)

Address of Witness

2/273 ARBORSIDE RD
BOWEN HILLS Q 4006

EXECUTION BY TENANT

Eraden Pty Ltd ATF The Ross Galloway Family Trust

THE COMMON SEAL of
AS TENANT

Was affixed in accordance with its articles
Of association in the presence of:

Director/Secretary

Ross Galloway

Name of Director/Secretary (BLOCK LETTERS)

Director

Paula Galloway

Name of Director (BLOCK LETTERS)

SIGNED by
AS LANDLORD
In the presence of:

Ross Galloway and Paula Galloway

Signature of Witness

Anthony Mearns

Name of Witness (BLOCK LETTERS)

Address of Witness

2/273 ARBORSIDE RD
BOWEN HILLS Q 4006

**ERADEN PTY LTD
ATF ROSS GALLOWAY SUPERANNUATION FUND
MINUTES OF A SPECIAL MEETING OF THE TRUSTEES HELD ON 30/11/2017
AT 33 UPPER LANCASTER ROAD, ASCOT QLD 4007**

PRESENT: Ross Galloway (Chairman)
Paula Galloway

AGENDA: Payment of Outgoings

DESCRIPTION OF CIRCUMSTANCES: The Ross Galloway Superannuation Fund is landlord of the premises Unit 4 'Bellevue Terrace' 25 Mary Street, Brisbane Qld 4000.

During the 2017 Financial Year the Ross Galloway Superannuation Fund paid the outgoings of the abovementioned property instead of the related party commercial tenant Ross Galloway Family Trust.

The lease agreement is inadequate in identifying which party is responsible for the payment of specific outgoings. The Trustees agreed at the least, the tenant should have paid for its own electricity outgoings.

The Trustees acknowledge due to the above, the terms of the lease have been more favourable to the related party commercial tenant and therefore they are in breach of s109 Investments Maintained on an Arm's Length Basis. They acknowledge that not all transactions completed were on a commercial basis.

The Trustees recognise that the current non-arm's length lease arrangement has not been maintained on commercial terms.


RESOLVED: It has been resolved that the tenant reimburse Ross Galloway Superannuation Fund for the full cost of electricity totalling \$5,675.70 as soon as practicable.

The Trustees agree to obtain an independent market appraisal confirming the commercial property's annual rent.

Once the annual rent has been confirmed, the commercial tenancy agreement is to be reviewed. The lease is to specify which party is responsible for payment of outgoings together with how they are to be paid or recovered.

CLOSURE:

There being no further business the meeting was closed.


.....
Ross Galloway
Chairperson

Herd Holdings P/L Superannuation Fund

Suite 2, "Bellevue Terrace"
25 Mary Street
BRISBANE QLD 4000

A.B.N.: 28 839 084 330

Tax Invoice

Bill To:

Mary Street Dental

Invoice #: 00000123

Date:14/02/2018

Page:1

DATE	DESCRIPTION	AMOUNT	CODE
14/02/2018	For signage at 25 Mary Street for the period 1 Janaury 2018 to 30 June 2018	\$1,500.00	N-T N-T
<p>Payment can be made by direct deposit to our bank account: BSB: 084-223 Account: 59-800-0020</p>			
Customer ABN:		GST:	\$0.00
Terms: Net 20th		Total Inc GST:	\$1,500.00
COMMENT	CODE	RATE	GST SALE AMOUNT
	N-T	0%	\$0.00 \$1,500.00
		Amount Applied:	\$0.00
		Balance Due:	\$1,500.00

2018 Workpapers

Section F - I

Liabilities

2018 Workpapers

Section J - L

Members' Fund

The Ross Galloway Superannuation Fund

Members Summary Report

As at 30 June 2018

Opening Balance	Increases				Decreases						Closing Balance
	Contributions	Transfers In	Net Earnings	Insurance Proceeds	Pensions Paid	Contributions Tax	Taxes Paid	Benefits Paid/ Transfers Out	Insurance Premiums	Member Expenses	
Ross Galloway (Age: 54)											
GALROS00001A - Accumulation											
655,600.22	0.00	0.00	46,947.73	0.00	0.00	3,829.65	4,868.12	0.00	7,175.79	0.00	686,674.39
655,600.22	0.00	0.00	46,947.73	0.00	0.00	3,829.65	4,868.12	0.00	7,175.79	0.00	686,674.39
Paula Galloway (Age: 54)											
GALPAU00001A - Accumulation											
985,801.35	5,861.52	0.00	71,159.77	0.00	0.00	879.23	8,513.83	0.00	3,309.45	0.00	1,050,120.13
985,801.35	5,861.52	0.00	71,159.77	0.00	0.00	879.23	8,513.83	0.00	3,309.45	0.00	1,050,120.13
1,641,401.57	5,861.52	0.00	118,107.50	0.00	0.00	4,708.88	13,381.95	0.00	10,485.24	0.00	1,736,794.52

Members Statement

Ross Galloway
 PO Box 2133
 Ascot, Queensland, 4007, Australia

Your Details

Date of Birth : 18/01/1964
 Age: 54
 Tax File Number: Provided
 Date Joined Fund: 05/05/1999
 Service Period Start Date: 05/05/1999
 Date Left Fund:
 Member Code: GALROS00001A
 Account Start Date 05/05/1999
 Account Phase: Accumulation Phase
 Account Description: Accumulation

Nominated Beneficiaries N/A
 Vested Benefits 686,674.39
 Total Death Benefit 3,626,674.39
 Current Salary 0.00
 Previous Salary 0.00
 Disability Benefit 0.00

Your Balance

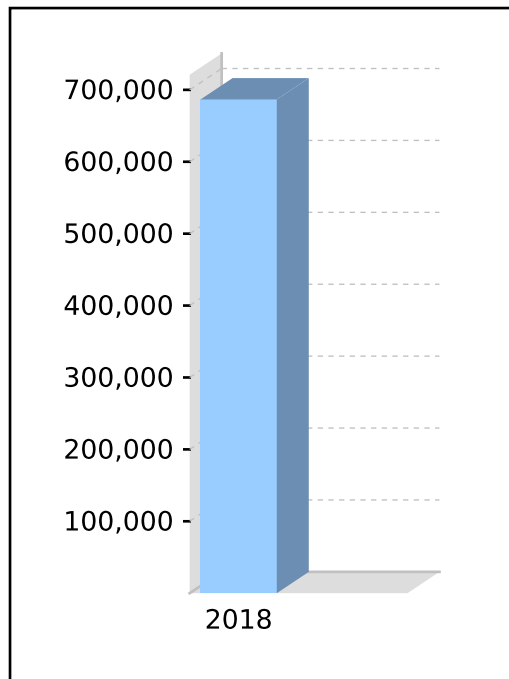
Total Benefits 686,674.39

Preservation Components

Preserved 686,674.40
 Unrestricted Non Preserved (0.01)
 Restricted Non Preserved

Tax Components

Tax Free 66,675.43
 Taxable 619,998.96



Your Detailed Account Summary

	This Year
Opening balance at 01/07/2017	655,600.22
<u>Increases to Member account during the period</u>	
Employer Contributions	
Personal Contributions (Concessional)	
Personal Contributions (Non Concessional)	
Government Co-Contributions	
Other Contributions	
Proceeds of Insurance Policies	
Transfers In	
Net Earnings	46,947.73
Internal Transfer In	
<u>Decreases to Member account during the period</u>	
Pensions Paid	
Contributions Tax	
Income Tax	4,868.12
No TFN Excess Contributions Tax	
Excess Contributions Tax	
Refund Excess Contributions	
Division 293 Tax	3,829.65
Insurance Policy Premiums Paid	7,175.79
Management Fees	
Member Expenses	
Benefits Paid/Transfers Out	
Superannuation Surcharge Tax	
Internal Transfer Out	
Closing balance at 30/06/2018	686,674.39

Members Statement

Paula Galloway
 PO Box 2133
 Ascot, Queensland, 4007, Australia

Your Details

Date of Birth : 18/04/1964
 Age: 54
 Tax File Number: Provided
 Date Joined Fund: 05/05/1999
 Service Period Start Date: 01/07/1996
 Date Left Fund:
 Member Code: GALPAU00001A
 Account Start Date 05/05/1999
 Account Phase: Accumulation Phase
 Account Description: Accumulation

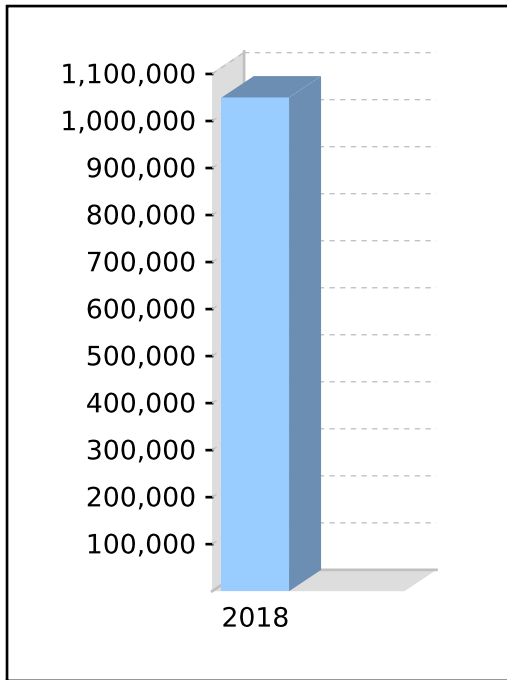
Nominated Beneficiaries N/A
 Vested Benefits 1,050,120.13
 Total Death Benefit 2,940,120.13
 Current Salary 0.00
 Previous Salary 0.00
 Disability Benefit 0.00

Your Balance

Total Benefits 1,050,120.13

Preservation Components
 Preserved 1,048,781.13
 Unrestricted Non Preserved
 Restricted Non Preserved 1,339.00

Tax Components
 Tax Free 3,916.63
 Taxable 1,046,203.50



Your Detailed Account Summary

	This Year
Opening balance at 01/07/2017	985,801.35
<u>Increases to Member account during the period</u>	
Employer Contributions	5,861.52
Personal Contributions (Concessional)	
Personal Contributions (Non Concessional)	
Government Co-Contributions	
Other Contributions	
Proceeds of Insurance Policies	
Transfers In	
Net Earnings	71,159.77
Internal Transfer In	
<u>Decreases to Member account during the period</u>	
Pensions Paid	
Contributions Tax	879.23
Income Tax	8,513.83
No TFN Excess Contributions Tax	
Excess Contributions Tax	
Refund Excess Contributions	
Division 293 Tax	
Insurance Policy Premiums Paid	3,309.45
Management Fees	
Member Expenses	
Benefits Paid/Transfers Out	
Superannuation Surcharge Tax	
Internal Transfer Out	
Closing balance at 30/06/2018	1,050,120.13

The Ross Galloway Superannuation Fund

Contributions Breakdown Report

For The Period 01 July 2017 - 30 June 2018

Summary

Member	D.O.B	Age (at 30/06/2017)	Total Super Balance (at 30/06/2017)*1	Concessional	Non-Concessional	Other	Reserves	Total
Galloway, Paula	18/04/1964	53	985,801.35	5,861.52	0.00	0.00	0.00	5,861.52
Galloway, Ross	18/01/1964	53	655,600.22	0.00	0.00	0.00	0.00	0.00
All Members				5,861.52	0.00	0.00	0.00	5,861.52

*1 Total Super Balance is per individual across funds within a firm.

Contribution Caps

Member	Contribution Type	Contributions	Cap	Current Position
Galloway, Paula	Concessional	5,861.52	25,000.00	19,138.48 Below Cap
	Non-Concessional	0.00	100,000.00	100,000.00 Below Cap
Galloway, Ross	Concessional	0.00	25,000.00	25,000.00 Below Cap
	Non-Concessional	0.00	100,000.00	100,000.00 Below Cap

NCC Bring Forward Caps

Member	Bring Forward Cap	2015	2016	2017	2018	Total	Current Position
Galloway, Paula	N/A	1,589.63	0.00	0.00	0.00	N/A	Bring Forward Not Triggered
Galloway, Ross	N/A	1,589.63	0.00	0.00	0.00	N/A	Bring Forward Not Triggered

Galloway, Paula

Date	Transaction Description	Ledger Data				SuperStream Data					
		Contribution Type	Concessional	Non-Concessional	Other	Reserves	Contribution Type	Employer	Concessional	Non-Concessional	Other
21/08/2017	SBSCH 460000935899	Employer	438.46								
14/09/2017	SBSCH 400000670700	Employer	438.46								
15/09/2017	SBSCH	Employer	657.69								

13/10/2017	420000564218 SBSCH	Employer	438.46				
19/12/2017	460000949419 SBSCH	Employer	657.69				
19/01/2018	460000968210 SBSCH	Employer	438.46				
08/03/2018	420000600740 ATO	Employer	438.46				
13/03/2018	ATO00800000934683 3	Employer	438.46				
19/04/2018	ATO00500000912304 0	Employer	600.00				
03/05/2018	TFR Private Bank Cheque P Galloway super	Employer	438.46				
08/05/2018	ATO00500000919379 2	Employer	438.46				
05/06/2018	ATO00500000920495 5	Employer	438.46				
	ATO00800000948769 8						
Total - Galloway, Paula			5,861.52	0.00	0.00	0.00	0.00
Total for all members			5,861.52	0.00	0.00	0.00	0.00

26 October 2018

The Trustee
Ross Galloway Super Fund
PO Box 2133
ASCOT QLD 4007

Dear Sir,

We confirm that Ross Galloway Family Trust has paid the following amounts to the Ross Galloway Superannuation Fund during the 2017-2018 year as employer contributions.

For Paula Galloway	\$5,861.62	Concessional
--------------------	------------	--------------

Yours faithfully

.....
Ross Galloway
Director
Eraden Pty Ltd

2018 Workpapers

Section M

Income

The Ross Galloway Superannuation Fund

Distribution Reconciliation Report

For The Period 01 July 2017 - 30 June 2018

Date	Non Primary Production Income (A) * ₁				Distributed Capital Gains (B) * ₂					Foreign Income * ₃		Non-Assessable			Taxable Income
	Payment Received	Franked	Unfranked	Interest/ Other	Discounted (After Discount)	Rate * ₅	CGT Concession	Indexed	Other	Foreign Income	Foreign Credits	Tax Exempt	Tax Free	Tax Deferred / AMIT * ₆	
Managed Investments (Australian)															
ETL0172AU MFS Concentrated Gbl Equ Tr (Ins)															
30/06/2018	808.20	M1-1		0.04	430.61	S	215.31			162.24	42.00			0.00	634.89
	808.20			0.04	430.61		215.31			162.24	42.00			0.00	634.89
MGE MAGELLAN GLOBAL EQUITIES FUND (MANAGED FUND) - TRADING MANAGED FUND UNITS FULLY															
30/06/2018	923.31	M1-1		0.54	541.19	S	270.60			110.98	55.59			0.00	708.30
	923.31			0.54	541.19		270.60			110.98	55.59			0.00	708.30
	1,731.51			0.58	971.80		485.91			273.22	97.59			0.00	1,343.19
Units in Listed Unit Trusts (Australian)															
MGG.AX Magellan Global Trust															
16/01/2018	600.00					S								0.00	
30/06/2018	637.50			461.96		S				677.74	41.25			97.80	1,180.95
	1,237.50	M1-1		461.96						677.74	41.25			97.80	1,180.95
SYD.AX Sydney Airport															
14/08/2017	330.00					S								0.00	
14/02/2018	360.00		474.00	215.15		S								0.85	689.15
	690.00	M1-1	474.00	215.15										0.85	689.15

The Ross Galloway Superannuation Fund

Distribution Reconciliation Report

For The Period 01 July 2017 - 30 June 2018

Date	Non Primary Production Income (A) * ₁					Distributed Capital Gains (B) * ₂					Foreign Income * ₃		Non-Assessable			Taxable Income
	Payment Received	Franked	Unfranked	Interest/ Other	Franking Credits	Discounted (After Discount)	Rate * ₅	CGT Concession	Indexed	Other	Foreign Income	Foreign Credits	Tax Exempt	Tax Free	Tax Deferred / AMIT * ₆	
VVR.AX Viva Energy Reit																
11/08/2017	363.00						S								0.00	
15/02/2018	363.00			490.56			S							235.44	490.56	
	726.00	M1-1		490.56										235.44	490.56	
	2,653.50		474.00	1,167.67						677.74	41.25			334.09	2,360.66	
Units in Unlisted Unit Trusts (Australian)																
BSP7976AU Blue Sky Priv Eq Sunfresh Fund																
20/02/2018	1,000.12						S								0.00	
17/05/2018	915.06	1,402.47			820.80		S							512.71	2,223.27	
	M1-2 1,915.18	1,402.47			820.80									512.71	2,223.27	
ETL0490AU L1 Capital Long Short Fund D Class																
30/06/2018	985.30	22.06	11.24	34.21	54.10	532.61	S	266.31		0.22	116.72	56.16		1.93	827.32	
	M1-3 985.30	22.06	11.24	34.21	54.10	532.61		266.31		0.22	116.72	56.16		1.93	827.32	
	2,900.48	1,424.53	11.24	34.21	874.90	532.61		266.31		0.22	116.72	56.16		514.64	3,050.59	

The Ross Galloway Superannuation Fund

Distribution Reconciliation Report

For The Period 01 July 2017 - 30 June 2018

Date	Non Primary Production Income (A) * ₁			Distributed Capital Gains (B) * ₂				Foreign Income * ₃		Non-Assessable			Taxable Income		
	Payment Received	Franked	Unfranked	Interest/Other	Discounted (After Discount)	Rate * ₅	CGT Concession	Indexed	Other	Foreign Income	Foreign Credits	Tax Exempt		Tax Free	Tax Deferred / AMIT * ₆
TOTAL	7,285.49	1,424.53	485.24	1,202.46	1,504.41		752.22		0.22	1,067.68	195.00			848.73	6,754.44

Total Distributed Gains

Discount Rate	Discounted	Gross
Superfund 1/3	1,504.41	2,256.84
Individual 50%(I)	0.00	0.00
Total	1,504.41	2,256.84

*₁ Summary of Non Primary Production Income (A)

Tax Label	Franked	Unfranked	Interest/Other	Franking Credits	Less Other Deduction	Total
11M Gross trust distributions	1,424.53	485.24	1,202.46	874.90		3,987.13

*₂ Forms part of the Net Capital Gains calculation for Tax Label 11A.

*₃ Forms part of the Foreign Credits calculation for Tax Label 11D, D1, 13C1.

*₄ Taxable Income is designed to match Tax Statement provided by Fund Manager.

Taxable Income in the SMSF Annual Return will be different due to application of Capital Losses in Net Capital Gain calculation and application of different discount method.

*₅ This is the discount rate selected for the transaction. "S" being Super Funds at 1/3 and "I" being Individual at 50%.

*₆ AMIT cost base net increase is reflected as negative amount i.e. negative tax deferred and AMIT cost base net decrease is reflected as positive amount i.e. positive tax deferred.

WILSONS

Income Statement - Trust Distributions

From 1 Jul 2017 to 30 Jun 2018

Your Account: The Ross Galloway S/F

Account Number: W1506878

Your Adviser: David Thompson

Branch: Brisbane

Telephone: 07 3212 1327

Email: David.Thompson@wilsonsadvisory.com.au

Trust Summary

Security Code	Security Description	Net Cash Distribution	Tax Withheld	Australian Income	Capital Gains	Foreign Income	Other Non-Assessable	Imputation Credits	Foreign Tax Credits
ETL0172AU	MFS Concentrated Global Equity Trust (Wholesale)	808.20	-	0.04	645.92	162.24	-	-	42.00
MGE	Magellan Global Equities Fund	923.31	-	0.54	811.79	110.98	-	-	55.59
MGG	Magellan Global Trust	1,237.50	-	461.96	-	677.74	97.80	-	41.25
SYD	Sydney Airport Ltd	690.00	-	689.15	-	-	0.85	-	-
VVR	Viva Energy REIT	726.00	-	490.56	-	-	235.44	-	-
		4,385.01	-	1,642.25	1,457.71	950.96	334.09	-	138.84

Australian Income

Security Code	Security Description	Dividends Franked	Dividends Unfranked	Dividends Unfranked CFI	Interest	Other Income	Management Fee Rebate	Other Allowable	Imputation Credits
ETL0172AU	MFS Concentrated Global Equity Trust (Wholesale)	-	-	-	0.04	-	-	-	-
MGE	Magellan Global Equities Fund	-	-	-	0.28	0.26	-	-	-
MGG	Magellan Global Trust	-	-	-	21.45	440.51	-	-	-
SYD	Sydney Airport Ltd	-	474.00	-	215.15	-	-	-	-
VVR	Viva Energy REIT	-	-	-	-	490.56	-	-	-
		-	474.00	-	236.92	931.33	-	-	-

Capital Gains

Security Code	Security Description	AMIT CGT Gross Up	Discount Capital Gain	CGT Concession	Capital Gains Indexed	Capital Gains Other	CGT Tax Credits
ETL0172AU	MFS Concentrated Global Equity Trust (Wholesale)	-	322.96	322.96	-	-	-
MGE	Magellan Global Equities Fund	405.90	405.89	-	-	-	-
MGG	Magellan Global Trust	-	-	-	-	-	-
SYD	Sydney Airport Ltd	-	-	-	-	-	-
VVR	Viva Energy REIT	-	-	-	-	-	-
		405.90	728.85	322.96	-	-	-

Foreign Income

Security Code	Security Description	Interest Income	Modified Passive Inc	Other Assess Foreign Inc	Foreign Tax Credits
ETL0172AU	MFS Concentrated Global Equity Trust (Wholesale)	-	-	162.24	42.00
MGE	Magellan Global Equities Fund	-	-	110.98	55.59
MGG	Magellan Global Trust	-	-	677.74	41.25
SYD	Sydney Airport Ltd	-	-	-	-
VVR	Viva Energy REIT	-	-	-	-
		-	-	950.96	138.84



Income Statement - Trust Distributions

From 1 Jul 2017 to 30 Jun 2018

Your Account: The Ross Galloway S/F

Account Number: W1506878

Your Adviser: David Thompson

Branch: Brisbane

Telephone: 07 3212 1327

Email: David.Thompson@wilsonsadvisory.com.au

Other Non-Assessable Amounts

Security Code	Security Description	AMIT Cost base Adjustments	Other Non-Taxable Amounts	Tax-Exempted Amounts	Tax-Free Amounts	Tax-Deferred Amounts
ETL0172AU	MFS Concentrated Global Equity Trust (Wholesale)	-	-	-	-	-
MGE	Magellan Global Equities Fund	-	-	-	-	-
MGG	Magellan Global Trust	-	-	-	-	97.80
SYD	Sydney Airport Ltd	-	-	-	-	0.85
VVR	Viva Energy REIT	-	-	-	-	235.44
		-	-	-	-	334.09

2018 Tax Statement:

Blue Sky Private Equity Sunfresh Fund

Eraden Pty. Ltd. ATF The Ross Galloway Superannuation Fund

The information below is a summary of the Australian taxation consequences of the distributions you received from the Blue Sky Private Equity Sunfresh Fund and is provided to assist in completing your 2018 tax return.

PART A: SUMMARY OF 2018 TAX RETURN (SUPPLEMENTARY SECTION) ITEMS		
TAX RETURN (SUPPLEMENTARY SECTION)	AMOUNT	TAX RETURN LABEL
Non-primary production income		13U
Franked distributions from trusts	2,223.27	13C
Other deductions relating to distributions		13Y
Franking credits	820.80	13Q
Credit for tax file number (TFN) amounts withheld		13R
Total current year capital gains		18H
Net capital gain		18A
Assessable foreign source income		20E
Other net foreign source income		20M
Foreign income tax offsets*		20O

* Please refer to the publication guide to foreign income tax offset rules (NAT 72923) to work out your entitlement.

PART B: CAPITAL GAINS TAX INFORMATION – ADDITIONAL INFORMATION FOR ITEM 18		
Capital gains: discounted method		(gross amount)
Capital gains: other method		
Total current year capital gains		
Capital gains tax (CGT) concession amount		
Tax-deferred amounts	512.71	

PART C: COMPONENTS OF DISTRIBUTION			
	CASH DISTRIBUTION	TAX PAID OR TAX OFFSETS	TAXABLE AMOUNT
Australian Income		Franking Credits	
Dividends: unfranked			
Interest			
Other income			
Less other allowable trust deductions			
Non-primary production income (A)			
Dividends: franked (franked distributions) (X)	1,402.47	820.80	2,223.27
Capital Gains			
Discounted capital gain			
Capital gains tax (CGT) concession amount			
Capital gains: other method			
Distributed capital gains (B)			
Net capital gains			
Foreign Income		Foreign Income Tax Offset	
Assessable foreign source income			
Cash distribution (C)			
Cash distribution sub-total (add A, X, B and C)	1,402.47		
Other Non-assessable Amounts			
Tax-deferred amounts	512.71		
Gross Cash Distribution	1,915.18		
Other Deductions from Distribution			
TFN amounts withheld			
Other expenses			
Net Cash Distribution	1,915.18		

PLEASE RETAIN THIS STATEMENT FOR INCOME TAX PURPOSES

For information contact:

Blue Sky Alternative Investments Limited

ABN 73 136 866 236

Phone +61 7 3270 7500

Fax +61 7 3270 7599

Email investorservices@blueskyfunds.com.au

Brisbane Head Office:

Level 46, 111 Eagle Street, Brisbane QLD 4000

PO Box 15515, Brisbane QLD 4002

blueskyfunds.com.au



21 February 2018

Eraden Pty. Ltd. ATF The Ross Galloway Superannuation Fund
 PO BOX 2133
 ASCOT QLD 4007
 paula@marystreetdental.com.au; tony@mcaqld.com.au

Dear Paula

BLUE SKY PRIVATE EQUITY SUNFRESH FUND
Distribution Statement

Blue Sky Private Equity Limited is pleased to advise that it has paid the first distribution to investors in the Blue Sky Private Equity Sunfresh Fund.

You received the following proceeds based on the number of units held as at 20 February 2018:

Investment Trust:	Blue Sky Private Equity Sunfresh Fund
Unitholder:	Eraden Pty. Ltd. ATF The Ross Galloway Superannuation Fund
Investment Amount (\$):	\$20,000.00
Number of Units:	20,000
Total Cash Distribution:	\$1,000.12
Total Cash Distribution Per Unit (\$):¹	\$0.0500
Date Paid:	20 February 2018

As per your previous instructions, \$1,000.12 has been deposited into your designated bank account.

The information in this distribution statement is indicative only. A final record of your income tax position for this Fund (including any applicable franking credits) will be provided to you in your end of year taxation statement dated 30 June 2018.

We would like to take this opportunity to thank you once again for your investment and should you have any questions, please contact our Investor Services team by calling **07 3270 7500** or by emailing investorservices@blueskyfunds.com.au.

Yours sincerely

Vaughan Henry
 Director of Distribution

¹ Per Unit figures in this statement have been rounded to 4 decimal places. Accordingly, totals may not add up as they have been calculated using the exact figures which exceed 4 decimal places.

For information contact:

Blue Sky Private Equity Limited
 AFSL 314 177
 ABN 45 125 223 958
 Phone +61 7 3270 7500
 Fax +61 7 3270 7599
 Email investorservices@blueskyfunds.com.au

Brisbane Head Office:
 Level 46, 111 Eagle Street
 Brisbane QLD 4000
 PO Box 15515, Brisbane QLD 4002

blueskyfunds.com.au



18 May 2018

Eraden Pty. Ltd. ATF The Ross Galloway Superannuation Fund
 PO BOX 2133
 ASCOT QLD 4007
 paula@marystreetdental.com.au; tony@mcaqld.com.au

Dear Paula

BLUE SKY PRIVATE EQUITY SUNFRESH FUND
Distribution Statement

Blue Sky Private Equity Limited is pleased to advise that it has paid a distribution to investors in the Blue Sky Private Equity Sunfresh Fund.

You received the following proceeds based on the number of units held as at 17 May 2018:

Investment Trust:	Blue Sky Private Equity Sunfresh Fund
Unitholder:	Eraden Pty. Ltd. ATF The Ross Galloway Superannuation Fund
Investment Amount (\$):	\$20,000.00
Number of Units:	20,000
Total Cash Distribution:	\$915.06
Total Cash Distribution Per Unit (\$):¹	\$0.0458
Date Paid:	17 May 2018

As per your previous instructions, \$915.06 has been deposited into your designated bank account.

The information in this distribution statement is indicative only. A final record of your income tax position for this Fund (including any applicable franking credits) will be provided to you in your end of year taxation statement dated 30 June 2018.

We would like to take this opportunity to thank you once again for your investment and should you have any questions, please contact our Investor Services team by calling **07 3270 7500** or by emailing investorservices@blueskyfunds.com.au.

Yours sincerely

Vaughan Henry
 Director of Distribution


¹ Per Unit figures in this statement have been rounded to 4 decimal places. Accordingly, totals may not add up as they have been calculated using the exact figures which exceed 4 decimal places.

For information contact:

Blue Sky Private Equity Limited
 AFSL 314 177
 ABN 45 125 223 958
 Phone +61 7 3270 7500
 Fax +61 7 3270 7599
 Email investorservices@blueskyfunds.com.au

Brisbane Head Office:
 Level 46, 111 Eagle Street
 Brisbane QLD 4000
 PO Box 15515, Brisbane QLD 4002

blueskyfunds.com.au



L1 CAPITAL

July 18, 2018
 Eraden Pty Ltd ATF The Ross Galloway
 Superannuation Fund

Att: Paula Terese Galloway
 33 Upper Lancaster Road
 ASCOT QLD 4007

ATTRIBUTION MANAGED INVESTMENT TRUST
 MEMBERS ANNUAL STATEMENT

Investor No.: 42563

Re: Unitholding of Eraden Pty Ltd ATF The Ross Galloway Superannuation Fund

L1 Capital Long Short Fund

This confirmation is issued by Equity Trustees Limited ACN 004 031 298 as Responsible Entity for this fund.


AMMA Statement for the year ended 30-June-2018

Part A: Summary of 2018 Tax Return (supplementary section)

Tax return (Supplementary section)	Amount	Tax return label
Share of non-primary production income	45.45	13U
Share of credit for tax withheld where ABN not quoted		13P
Franked distributions from trusts	76.16	13C
Other deductions relating to non-primary production distributions		13Y
Share of franking credits	54.10	13Q
Share of credit for TFN amounts withheld from interest, dividends and unit trust distributions		13R
Total current year capital gains	799.14	18H
Net capital gain	399.68	18A
Assessable foreign source income	172.88	20E
Other net foreign source income	172.88	20M
Foreign income tax offset	56.16	20O

Part B: CGT information - additional information for item 18

Capital gains - discounted method	798.92	Grossed up amount
Capital gains - other method	0.22	
Capital gains - indexed gains		
Total current year capital gains	799.14	



L1 CAPITAL

July 18, 2018
Eraden Pty Ltd ATF The Ross Galloway
Superannuation Fund
Att: Paula Terese Galloway
33 Upper Lancaster Road
ASCOT QLD 4007

ATTRIBUTION MANAGED INVESTMENT TRUST MEMBERS ANNUAL STATEMENT

Investor No.: 42563

Re: Unitholding of Eraden Pty Ltd ATF The Ross Galloway Superannuation Fund

L1 Capital Long Short Fund

This confirmation is issued by Equity Trustees Limited ACN 004 031 298 as Responsible Entity for this fund.


AMMA Statement for the year ended 30-June-2018

Part C - Table 1: Australian Income

	Cash distribution	Franking credits	Attribution
Australian income			
Interest with NRWT	32.24		32.24
Interest without NRWT			
Dividend income			
Dividends: unfranked amount not declared to be conduit foreign income	6.25		6.25
Dividends: unfranked amount declared to be conduit foreign income	4.99		4.99
Other income	1.97		1.97
Non-primary production income (A)	45.45		45.45
Dividends: franked amount (X)	22.06	54.10	76.16

Part C - Table 2: Capital Gains

	Cash distribution	Attribution
Discounted capital gains (TAP)	0.28	0.28
Discounted capital gains (NTAP)	399.18	399.18
Capital gains - other method (TAP)	0.22	0.22
Capital gains - other method (NTAP)		
Capital gains - Indexed gains (TAP)		
Capital gains - Indexed gains (NTAP)		
Net Capital Gains	399.68	399.68
AMIT CGT gross up amount		399.46
Other capital gains distribution	400.42	
Distributed capital gains (B)	800.10	799.14



L1 CAPITAL

July 18, 2018
Eraden Pty Ltd ATF The Ross Galloway
Superannuation Fund
Att: Paula Terese Galloway
33 Upper Lancaster Road
ASCOT QLD 4007

ATTRIBUTION MANAGED INVESTMENT TRUST MEMBERS ANNUAL STATEMENT

Investor No.: 42563

Re: Unitholding of Eraden Pty Ltd ATF The Ross Galloway Superannuation Fund

L1 Capital Long Short Fund

This confirmation is issued by Equity Trustees Limited ACN 004 031 298 as Responsible Entity for this fund.


AMMA Statement for the year ended 30-June-2018

Part C - Table 3: Foreign Income

	Cash Distribution	Foreign tax offsets / Franking credits	Attribution
Other net foreign income	116.72	56.16	172.88
Australian franking credits from a New Zealand franking company			
Assessable foreign source income	116.72	56.16	172.88
CFC Income			
Total foreign income (C)	116.72	56.16	172.88

Part C - Table 4: Tax offsets

	Foreign tax offsets / Franking credits
Franking credit tax offset	54.10
Australian franking credits from a New Zealand company	
Foreign income tax offset	56.16
Total tax offsets (D)	110.26



L1 CAPITAL

July 18, 2018
Eraden Pty Ltd ATF The Ross Galloway
Superannuation Fund
Att: Paula Terese Galloway
33 Upper Lancaster Road
ASCOT QLD 4007

ATTRIBUTION MANAGED INVESTMENT TRUST MEMBERS ANNUAL STATEMENT

Investor No.: 42563

Re: Unitholding of Eraden Pty Ltd ATF The Ross Galloway Superannuation Fund

L1 Capital Long Short Fund

This confirmation is issued by Equity Trustees Limited ACN 004 031 298 as Responsible Entity for this fund.

AMMA Statement for the year ended 30-June-2018

Part C - Table 5: Other non-assessable amounts

	Cash distribution	Attribution
Net exempt income		
Non-assessable non-exempt amount		
Other non-attributable amounts	0.96	
Gross cash distribution	985.30	

Part C - Table 6: AMIT cost base adjustments

AMIT cost base net amount - excess (cost base decrease)	1.93
AMIT cost base net amount - shortfall (cost base increase)	

Part C - Table 7: Other amounts deducted from trust distributions

	Tax return label
Foreign resident amount withheld	
TFN amounts withheld	
Net Cash Distribution	985.30

Please retain this statement for income tax purposes.

Small rounding differences in the net cash distribution may exist between your distribution statements and tax statement.

This statement has been prepared based on the information needs of a resident individual unitholder.

The Ross Galloway Superannuation Fund

Investment Income Report

As at 30 June 2018

Investment	Total Income	Franked	Unfranked	Interest/ Other	Franking Credits	Foreign Income	Foreign Credits * 1	Assessable Income (Excl. Capital Gains) * 2	TFN Credits	Other Deductions	Distributed Capital Gains	Non-Assessable Payments
Bank Accounts												
Bank - ETrade	22.45			22.45	0.00	0.00	0.00	22.45	B1-1		0.00	0.00
Bank - WBC 284-578	158.54			158.54	0.00	0.00	0.00	158.54	B1-2		0.00	0.00
Wilson's CBA Cash Account	111.03			111.03	0.00	0.00	0.00	111.03	M2-1		0.00	0.00
	292.02			292.02	0.00	0.00	0.00	292.02			0.00	0.00
Managed Investments (Australian) M1												
ETL0172AU Mfs Concentrated Gbl Equ Tr (Ins)	808.20			0.04	0.00	162.24	42.00	204.28		0.00	645.92	0.00
MGE MGE- Magellan Global Equities Fund (Managed Fund) - Managed Fund Units Fully	923.31			0.54	0.00	110.98	55.59	167.11		0.00	811.79	0.00
	1,731.51			0.58	0.00	273.22	97.59	371.39		0.00	1,457.71	0.00
Other Investment Income												
Sundry	67.70							67.70	M2-3			
	67.70							67.70				
Real Estate Properties (Australian - Non Residential)												
\$-P0010 4/25 Mary Street Brisbane	77,000.00							77,000.00				
	77,000.00							77,000.00				
Shares in Listed Companies (Australian)												
ANZ.AX ANZ - Australia and New Zealand Banking Group Limited	1,440.80	1,440.80	0.00		617.49			2,058.29		0.00		
ALL.AX Aristocrat Leisure Limited	113.90	78.72	35.18		33.73			147.63		0.00		
BHP.AX BHP Billiton Limited	778.27	778.27	0.00		333.54			1,111.81		0.00		
CBA.AX Commonwealth Bank of Australia. - Ordinary Fully Paid	1,371.70	1,371.70	0.00		587.87			1,959.57		0.00		
CSL.AX CSL Limited	192.03	0.00	192.03		0.00			192.03		0.00		
HSO.AX Healthscope Limited.	227.80	0.00	227.80		0.00			227.80		0.00		
IVV.AX Ishares S&p 500 Etf - Chess Depository Interests 1:1 Ishs&p500	259.80	0.00			0.00	259.80	111.34	371.14		0.00		
ISU.AX ISU- Iselect Limited. -	249.15	249.15	0.00		106.78			355.93		0.00		
												M2-1

The Ross Galloway Superannuation Fund

Investment Income Report

As at 30 June 2018

Investment	Total Income	Franked	Unfranked	Interest/ Other	Franking Credits	Foreign Income	Foreign Credits * 1	Assessable Income (Excl. Capital Gains) * 2	TFN Credits	Other Deductions	Distributed Capital Gains	Non- Assessable Payments
Ordinary Fully Paid												
NAB.AX NAB - National Australia Bank Limited	677.16	677.16	0.00		290.22			967.38		0.00		
PL8.AX Plato Income Maximiser Limited.	225.00	225.00	0.00		85.35			310.35		0.00		
SEK.AX Seek Limited	303.75	303.75	0.00		130.18			433.93		0.00		
SIV.AX SIV - Silver Chef Limited - Ordinary Fully Paid	402.86	402.86	0.00		172.65			575.51		0.00		
SUN.AX SUN - Suncorp-Metway Limited. - Ordinary Fully Paid	420.00	420.00	0.00		180.00			600.00		0.00		
SGR.AX The Star Entertainment Group Limited	280.00	280.00	0.00		120.00			400.00		0.00		
WBC.AX Westpac Banking Corporation	1,569.80	1,569.80	0.00		672.77			2,242.57		0.00		
ZNT.AX Zenitas Healthcare Limited- Ordinary Fully Paid	137.50	0.00	137.50		0.00			137.50		0.00		
	8,649.52	7,797.21	592.51		3,330.58	259.80	111.34	12,091.44		0.00		
Units in Listed Unit Trusts (Australian)												
MGG.AX Magellan Global Trust	1,237.50			461.96	0.00	677.74	41.25	1,180.95		0.00	0.00	97.80
SYD.AX Sydney Airport - Units Fully Paid Stapled Securities Us Prohibited	690.00		474.00	215.15	0.00	0.00	0.00	689.15		0.00	0.00	0.85
VVR.AX Viva Energy Reit - Stapled Securities	726.00			490.56	0.00	0.00	0.00	490.56		0.00	0.00	235.44
	2,653.50		474.00	1,167.67	0.00	677.74	41.25	2,360.66		0.00	0.00	334.09
Units in Unlisted Unit Trusts (Australian)												
BSP7976AU Blue Sky Priv Eq Sunfresh Fund	1,915.18	1,402.47			820.80	0.00	0.00	2,223.27		0.00	0.00	512.71
ETL0490AU L1 Capital Long Short Fund D Class	985.30	22.06	11.24	34.21	54.10	116.72	56.16	294.49		0.00	799.14	1.93
	2,900.48	1,424.53	11.24	34.21	874.90	116.72	56.16	2,517.76		0.00	799.14	514.64
	93,294.73	9,221.74	1,077.75	1,494.48	4,205.48	1,327.48	306.34	94,700.97		0.00	2,256.85	848.73

Assessable Income (Excl. Capital Gains) **94,700.97**

Net Capital Gain	1,504.63
<hr/>	
Total Assessable Income	96,205.60

* 1 Includes foreign credits from foreign capital gains.

* 2 Assessable Income in the SMSF Annual Return will be different as capital gains and losses from disposals of assets have not been included.

For a breakdown of Distributed Capital Gains and Non-Assessable Payments refer to Distributions Reconciliation Report.

WILSONS

Income & Expenses Summary

From 1 Jul 2017 to 30 Jun 2018

Your Account: The Ross Galloway S/F

Account Number: W1506878

Your Adviser: David Thompson

Branch: Brisbane

Telephone: 07 3212 1327

Email: David.Thompson@wilsonsadvisory.com.au

Date	Security Code	Security Description	FX* Rate	Amount	Imputation Credits	Withholding Taxes
Income						
Cash-Domestic						
01-07-17	CMT	CMA Credit Interest		23.65	-	-
01-08-17	CMT	CMA Credit Interest		11.40	-	-
01-09-17	CMT	CMA Credit Interest		3.70	-	-
01-10-17	CMT	CMA Credit Interest		5.14	-	-
01-11-17	CMT	CMA Credit Interest		4.19	-	-
01-12-17	CMT	CMA Credit Interest		0.55	-	-
01-01-18	CMT	CMA Credit Interest		17.53	-	-
01-02-18	CMT	CMA Credit Interest		4.79	-	-
01-03-18	CMT	CMA Credit Interest		3.19	-	-
01-04-18	CMT	CMA Credit Interest		15.03	-	-
01-05-18	CMT	CMA Credit Interest		10.30	-	-
01-06-18	CMT	CMA Credit Interest		11.56	-	-
				111.03	-	-
				111.03	-	-
Equity-Domestic-Direct						
03-07-17	ANZ	ANZ Banking Grp Ltd		710.40	304.46	-
18-12-17	ANZ	ANZ Banking Grp Ltd		730.40	313.03	-
				1,440.80	617.49	-
03-07-17	ALL	Aristocrat Leisure Ltd		46.90	5.02	-
20-12-17	ALL	Aristocrat Leisure Ltd		67.00	28.71	-
				113.90	33.73	-
26-09-17	BHP	BHP Billiton Ltd		333.58	142.96	-
27-03-18	BHP	BHP Billiton Ltd		444.69	190.58	-
				778.27	333.54	-
29-09-17	CBA	Commonwealth Bank		733.70	314.44	-
28-03-18	CBA	Commonwealth Bank		638.00	273.43	-
				1,371.70	587.87	-
13-10-17	CSL	CSL Ltd		91.53	-	-
13-04-18	CSL	CSL Ltd		100.50	-	-
				192.03	-	-
28-09-17	HSO	Healthscope Ltd		119.00	-	-

* The FX Rate at the dividend received date.

Income & Expenses Summary

From 1 Jul 2017 to 30 Jun 2018

Your Account: The Ross Galloway S/F

Account Number: W1506878

Your Adviser: David Thompson

Branch: Brisbane

Telephone: 07 3212 1327

Email: David.Thompson@wilsonsadvisory.com.au

Date	Security Code	Security Description	FX* Rate	Amount	Imputation Credits	Withholding Taxes
23-03-18	HSO	Healthscope Ltd		108.80	-	-
				227.80	-	-
29-09-17	ISU	Iselect Ltd		181.20	77.66	-
29-03-18	ISU	Iselect Ltd		67.95	29.12	-
				249.15	106.78	-
05-07-17	NAB	National Australia Bank Ltd		338.58	145.11	-
13-12-17	NAB	National Australia Bank Ltd		338.58	145.11	-
				677.16	290.22	-
13-10-17	SEK	Seek Ltd		141.75	60.75	-
13-04-18	SEK	Seek Ltd		162.00	69.43	-
				303.75	130.18	-
02-10-17	SIV	Silver Chef Ltd		402.86	172.65	-
				402.86	172.65	-
20-09-17	SUN	Suncorp Group Ltd		420.00	180.00	-
				420.00	180.00	-
01-07-17	SYD	Sydney Airport Ltd		330.00	-	-
28-12-17	SYD	Sydney Airport Ltd		360.00	-	-
				690.00	-	-
26-09-17	SGR	The Star Entertainment Group Ltd		148.75	63.75	-
22-03-18	SGR	The Star Entertainment Group Ltd		131.25	56.25	-
				280.00	120.00	-
25-07-17	VVR	Viva Energy REIT		363.00	-	-
31-01-18	VVR	Viva Energy REIT		363.00	-	-
				726.00	-	-
04-07-17	WBC	Westpac Banking Corp		772.68	331.15	-
22-12-17	WBC	Westpac Banking Corp		797.12	341.62	-
				1,569.80	672.77	-
16-04-18	ZNT	Zenitas Healthcare Ltd		137.50	-	-
				137.50	-	-
				9,580.72	3,245.23	-
Equity-Domestic-Managed Funds						
31-10-17	PL8	Plato Income Maximiser Ltd		45.00	17.07	-
30-11-17	PL8	Plato Income Maximiser Ltd		45.00	17.07	-

* The FX Rate at the dividend received date.

Income & Expenses Summary

From 1 Jul 2017 to 30 Jun 2018

Your Account: The Ross Galloway S/F

Account Number: W1506878

Your Adviser: David Thompson

Branch: Brisbane

Telephone: 07 3212 1327

Email: David.Thompson@wilsonsadvisory.com.au

Date	Security Code	Security Description	FX* Rate	Amount	Imputation Credits	Withholding Taxes
29-12-17	PL8	Plato Income Maximiser Ltd		45.00	17.07	-
31-01-18	PL8	Plato Income Maximiser Ltd		45.00	17.07	-
28-02-18	PL8	Plato Income Maximiser Ltd		45.00	17.07	-
				225.00	85.35	-
				225.00	85.35	-
Equity-International-Managed Funds						
Exchange Currency: AUD						
25-07-17	IVV.AXW	iShares Core S&P 500 ETF		49.22	-	14.77
24-10-17	IVV.AXW	iShares Core S&P 500 ETF		109.24	-	32.77
19-01-18	IVV.AXW	iShares Core S&P 500 ETF		107.34	-	32.20
23-04-18	IVV.AXW	iShares Core S&P 500 ETF		105.34	-	31.60
				371.14	-	111.34
28-06-18	MGE.AXW	Magellan Global Equities Fund		923.31	-	-
				923.31	-	-
28-12-17	MGG.ASX	Magellan Global Trust		600.00	-	-
28-06-18	MGG.ASX	Magellan Global Trust		637.50	-	-
				1,237.50	-	-
30-06-18	ETL0172AU.FND	MFS Concentrated Global Equity Trust (Wholesale)		808.20	-	-
				808.20	-	-
				3,340.15	-	111.34
Income Total				13,256.90	3,330.58	111.34
Expense						
Management Fee						
14-07-17	CASH	Management Fees - Jun 17		444.46	-	-
14-08-17	CASH	Management Fees - Jul 17		468.85	-	-
14-09-17	CASH	Management Fees - Aug 17		467.36	-	-
16-10-17	CASH	Management Fees - Sep 17		476.75	-	-
14-11-17	CASH	Management Fees - Oct 17		540.95	-	-
15-12-17	CASH	Management Fees - Nov 17		553.04	-	-
15-01-18	CASH	Management Fees - Dec 17		568.43	-	-
14-02-18	CASH	Management Fees - Jan 18		572.30	-	-
15-03-18	CASH	Management Fees - Feb 18		572.18	-	-
13-04-18	CASH	Management Fees - Mar 18		549.83	-	-

* The FX Rate at the dividend received date.

Income Statement Non-Trust Holdings

From 1 Jul 2017 to 30 Jun 2018

Your Account: The Ross Galloway S/F

Account Number: W1506878

Your Adviser: David Thompson

Branch: Brisbane

Telephone: 07 3212 1327

Email: David.Thompson@wilsonsadvisory.com.au

Settle Date	Security Code	Security Description	Franked Dividends	Unfranked Dividends	Interest	Foreign Income	Other Income	Cash Received	Imputation Credits	Withholding Taxes	Return of Capital	LIC Capital Gains
Cash-Domestic												
01-07-17	CMT	Interest on Cash Management Account	-	-	23.65	-	-	23.65	-	-	-	-
01-08-17	CMT	Interest on Cash Management Account	-	-	11.40	-	-	11.40	-	-	-	-
01-09-17	CMT	Interest on Cash Management Account	-	-	3.70	-	-	3.70	-	-	-	-
01-10-17	CMT	Interest on Cash Management Account	-	-	5.14	-	-	5.14	-	-	-	-
01-11-17	CMT	Interest on Cash Management Account	-	-	4.19	-	-	4.19	-	-	-	-
01-12-17	CMT	Interest on Cash Management Account	-	-	0.55	-	-	0.55	-	-	-	-
01-01-18	CMT	Interest on Cash Management Account	-	-	17.53	-	-	17.53	-	-	-	-
01-02-18	CMT	Interest on Cash Management Account	-	-	4.79	-	-	4.79	-	-	-	-
01-03-18	CMT	Interest on Cash Management Account	-	-	3.19	-	-	3.19	-	-	-	-
01-04-18	CMT	Interest on Cash Management Account	-	-	15.03	-	-	15.03	-	-	-	-
01-05-18	CMT	Interest on Cash Management Account	-	-	10.30	-	-	10.30	-	-	-	-
01-06-18	CMT	Interest on Cash Management Account	-	-	11.56	-	-	11.56	-	-	-	-
Equity-Domestic-Direct												
03-07-17	ALL	Aristocrat Leisure Ltd	11.72	35.18	-	-	-	46.90	5.02	-	-	-
03-07-17	ANZ	ANZ Banking Grp Ltd	710.40	-	-	-	-	710.40	304.46	-	-	-
04-07-17	WBC	Westpac Banking Corp	772.68	-	-	-	-	772.68	331.15	-	-	-
05-07-17	NAB	National Australia Bank Ltd	338.58	-	-	-	-	338.58	145.11	-	-	-
20-09-17	SUN	Suncorp Group Ltd	420.00	-	-	-	-	420.00	180.00	-	-	-
26-09-17	BHP	BHP Billiton Ltd	333.58	-	-	-	-	333.58	142.96	-	-	-
26-09-17	SGR	The Star Entertainment Group Ltd	148.75	-	-	-	-	148.75	63.75	-	-	-
28-09-17	HSO	Healthscope Ltd	-	119.00	-	-	-	119.00	-	-	-	-
29-09-17	CBA	Commonwealth Bank	733.70	-	-	-	-	733.70	314.44	-	-	-
29-09-17	ISU	Iselect Ltd	181.20	-	-	-	-	181.20	77.66	-	-	-
02-10-17	SIV	Silver Chef Ltd	402.86	-	-	-	-	402.86	172.65	-	-	-
13-10-17	CSL	CSL Ltd	-	91.53	-	-	-	91.53	-	-	-	-
13-10-17	SEK	Seek Ltd	141.75	-	-	-	-	141.75	60.75	-	-	-
13-12-17	NAB	National Australia Bank Ltd	338.58	-	-	-	-	338.58	145.11	-	-	-
18-12-17	ANZ	ANZ Banking Grp Ltd	730.40	-	-	-	-	730.40	313.03	-	-	-
20-12-17	ALL	Aristocrat Leisure Ltd	67.00	-	-	-	-	67.00	28.71	-	-	-
22-12-17	WBC	Westpac Banking Corp	797.12	-	-	-	-	797.12	341.62	-	-	-
22-03-18	SGR	The Star Entertainment Group Ltd	131.25	-	-	-	-	131.25	56.25	-	-	-
23-03-18	HSO	Healthscope Ltd	-	108.80	-	-	-	108.80	-	-	-	-
27-03-18	BHP	BHP Billiton Ltd	444.69	-	-	-	-	444.69	190.58	-	-	-
28-03-18	CBA	Commonwealth Bank	638.00	-	-	-	-	638.00	273.43	-	-	-
29-03-18	ISU	Iselect Ltd	67.95	-	-	-	-	67.95	29.12	-	-	-
13-04-18	CSL	CSL Ltd	-	100.50	-	-	-	100.50	-	-	-	-
13-04-18	SEK	Seek Ltd	162.00	-	-	-	-	162.00	69.43	-	-	-
16-04-18	ZNT	Zenitas Healthcare Ltd	-	137.50	-	-	-	137.50	-	-	-	-

Income Statement Non-Trust Holdings

From 1 Jul 2017 to 30 Jun 2018

Your Account: The Ross Galloway S/F
 Account Number: W1506878
 Your Adviser: David Thompson
 Branch: Brisbane
 Telephone: 07 3212 1327
 Email: David.Thompson@wilsonsadvisory.com.au

Settle Date	Security Code	Security Description	Franked Dividends	Unfranked Dividends	Interest	Foreign Income	Other Income	Cash Received	Imputation Credits	Withholding Taxes	Return of Capital	LIC Capital Gains
Equity-Domestic-Managed Funds												
31-10-17	PL8	Plato Income Maximiser Ltd	45.00	-	-	-	-	45.00	17.07	-	-	-
30-11-17	PL8	Plato Income Maximiser Ltd	45.00	-	-	-	-	45.00	17.07	-	-	-
29-12-17	PL8	Plato Income Maximiser Ltd	45.00	-	-	-	-	45.00	17.07	-	-	-
31-01-18	PL8	Plato Income Maximiser Ltd	45.00	-	-	-	-	45.00	17.07	-	-	-
28-02-18	PL8	Plato Income Maximiser Ltd	45.00	-	-	-	-	45.00	17.07	-	-	-
Equity-International-Managed Funds												
25-07-17	IVV	iShares Core S&P 500 ETF	-	-	-	49.22	-	34.45	-	14.77	-	-
24-10-17	IVV	iShares Core S&P 500 ETF	-	-	-	109.24	-	76.47	-	32.77	-	-
19-01-18	IVV	iShares Core S&P 500 ETF	-	-	-	107.34	-	75.14	-	32.20	-	-
23-04-18	IVV	iShares Core S&P 500 ETF	-	-	-	105.34	-	73.74	-	31.60	-	-
Total			7,797.21	592.51	111.03	371.14	-	8,760.55	3,330.58	111.34	-	-

IMPORTANT NOTICE

Securities which have been held for less than 45 days may not be entitled to any imputation credits - please review those transactions.

19 December 2017

Eraden Pty. Ltd. ATF The Ross Galloway Superannuation Fund
 PO BOX 2133
 ASCOT QLD 4007
 paula@marystreetdental.com.au

Dear Paula

BLUE SKY PRIVATE EQUITY SOFTWARE SERVICES FUND | ADDITIONAL FINAL DISTRIBUTION STATEMENT

As communicated to investors in June 2016, 100% of the Blue Sky Private Equity Software Service Fund's investment in Readify was sold to Telstra. Sale proceeds of ~\$1.69 per unit (inclusive of franking credits) were paid to investors at that time.

We are pleased to advise that a further unexpected completion adjustment amount of \$0.0023¹ cash per unit has been paid to investors in the Blue Sky Private Equity Software Services Fund.

You received the following proceeds based on the number of units you held as at 19 December 2017:

Investment Trust:	Blue Sky Private Equity Software Services Fund
Unitholder:	Eraden Pty. Ltd. ATF The Ross Galloway Superannuation Fund
Investment Amount (\$):	\$15,000.00
Number of Units:	15,000
Total Cash Distribution Per Unit (\$):	\$0.0023
Total Cash Distribution (\$):	\$34.06
Date Paid:	19 December 2017

As per your previous instructions, \$34.06 has been deposited into your designated bank account.

The information in this distribution statement is indicative only. A final record of your income tax position for this Fund will be provided to you in your end of year taxation statement dated 30 June 2018.

We would like to take this opportunity to thank you for your support. If you have any questions about your investment, please contact our investor services team by calling **07 3270 7500** or by emailing investorservices@blueskyfunds.com.au.

Yours sincerely



Vaughan Henry
 Director of Distribution

\$34.06 - As above
+ \$14.36 - M2-4
+ \$19.28 - M2-5
= \$67.70

¹ Per unit figures in this statement have been rounded to 4 decimal places. Accordingly, totals will not add up as they have been calculated using the exact figures which exceed 4 decimal places.

For information contact:

Blue Sky Private Equity Limited

AFSL 314 177

ABN 45 125 223 958

Phone +61 7 3270 7500

Fax +61 7 3270 7599

Email investorservices@blueskyfunds.com.au

Brisbane Head Office:

Level 46, 111 Eagle Street

Brisbane QLD 4000

PO Box 15515, Brisbane QLD 4002

blueskyfunds.com.au

2018 Tax Statement:

Blue Sky Private Equity Software Services Fund

Eraden Pty. Ltd. ATF The Ross Galloway Superannuation Fund

The information below is a summary of the Australian taxation consequences of the distributions you received from the Blue Sky Private Equity Software Services Fund and is provided to assist in completing your 2018 tax return.

PART A: SUMMARY OF 2018 TAX RETURN (SUPPLEMENTARY SECTION) ITEMS

TAX RETURN (SUPPLEMENTARY SECTION)	AMOUNT	TAX RETURN LABEL
Non-primary production income	7.33	13U
Franked distributions from trusts		13C
Other deductions relating to distributions		13Y
Franking credits		13Q
Credit for tax file number (TFN) amounts withheld		13R
Total current year capital gains		18H
Net capital gain		18A
Assessable foreign source income		20E
Other net foreign source income		20M
Foreign income tax offsets*		20O

* Please refer to the publication guide to foreign income tax offset rules (NAT 72923) to work out your entitlement.

PART B: CAPITAL GAINS TAX INFORMATION – ADDITIONAL INFORMATION FOR ITEM 18

Capital gains: discounted method		(gross amount)
Capital gains: other method		
Total current year capital gains		
Capital gains tax (CGT) concession amount		
Tax-deferred amounts	26.74	

PART C: COMPONENTS OF DISTRIBUTION

	CASH DISTRIBUTION	TAX PAID OR TAX OFFSETS	TAXABLE AMOUNT
Australian Income		Franking Credits	
Dividends: unfranked			
Interest			
Other income	7.33	0.00	7.33
Less other allowable trust deductions			
Non-primary production income (A)	7.33	0.00	7.33
Dividends: franked (franked distributions) (X)			
Capital Gains			
Discounted capital gain			
Capital gains tax (CGT) concession amount			
Capital gains: other method			
Distributed capital gains (B)			
Net capital gains			
Foreign Income		Foreign Income Tax Offset	
Assessable foreign source income			
Cash distribution (C)			
Cash distribution sub-total (add A, X, B and C)	7.33		
Other Non-assessable Amounts			
Tax-deferred amounts	26.74		
Gross Cash Distribution	34.06		
Other Deductions from Distribution			
TFN amounts withheld			
Other expenses			
Net Cash Distribution	34.06		

PLEASE RETAIN THIS STATEMENT FOR INCOME TAX PURPOSES

For information contact:

Blue Sky Alternative Investments Limited

ABN 73 136 866 236

Phone +61 7 3270 7500

Fax +61 7 3270 7599

Email investorservices@blueskyfunds.com.au

Brisbane Head Office:

Level 46, 111 Eagle Street, Brisbane QLD 4000

PO Box 15515, Brisbane QLD 4002

blueskyfunds.com.au

19 December 2017

Eraden Pty. Ltd. ATF The Ross Galloway Superannuation Fund
 PO BOX 2133
 ASCOT QLD 4007
 paula@marystreetdental.com.au

Dear Paula

BLUE SKY PRIVATE EQUITY SOFTWARE SERVICES FUND II | ADDITIONAL FINAL DISTRIBUTION STATEMENT

As communicated to investors in June 2016, 100% of the Blue Sky Private Equity Software Service Fund II's investment in Readify was sold to Telstra. Sale proceeds of ~\$1.58 per unit (inclusive of franking credits) were paid to investors at that time.

We are pleased to advise that a further unexpected completion adjustment amount of \$0.0021¹ cash per unit has been paid to investors in the Blue Sky Private Equity Software Services Fund II.

You received the following proceeds based on the number of units you held as at 19 December 2017:

Investment Trust:	Blue Sky Private Equity Software Services Fund II
Unitholder:	Eraden Pty. Ltd. ATF The Ross Galloway Superannuation Fund
Investment Amount (\$):	\$7,000.00
Number of Units:	7,000
Total Cash Distribution Per Unit (\$):	\$0.0021
Total Cash Distribution (\$):	\$14.36
Date Paid:	19 December 2017

As per your previous instructions, \$14.36 has been deposited into your designated bank account.

The information in this distribution statement is indicative only. A final record of your income tax position for this Fund will be provided to you in your end of year taxation statement dated 30 June 2018.

We would like to take this opportunity to thank you for your support. If you have any questions about your investment, please contact our investor services team by calling **07 3270 7500** or by emailing investorservices@blueskyfunds.com.au.

Yours sincerely



Vaughan Henry
 Director of Distribution

¹ Per unit figures in this statement have been rounded to 4 decimal places. Accordingly, totals will not add up as they have been calculated using the exact figures which exceed 4 decimal places.

For information contact:

Blue Sky Private Equity Limited

AFSL 314 177

ABN 45 125 223 958

Phone +61 7 3270 7500

Fax +61 7 3270 7599

Email investorservices@blueskyfunds.com.au

Brisbane Head Office:

Level 46, 111 Eagle Street

Brisbane QLD 4000

PO Box 15515, Brisbane QLD 4002

blueskyfunds.com.au

2018 Tax Statement:

Blue Sky Private Equity Software Services Fund II

Eraden Pty. Ltd. ATF The Ross Galloway Superannuation Fund

The information below is a summary of the Australian taxation consequences of the distributions you received from the Blue Sky Private Equity Software Services Fund II and is provided to assist in completing your 2018 tax return.

PART A: SUMMARY OF 2018 TAX RETURN (SUPPLEMENTARY SECTION) ITEMS

TAX RETURN (SUPPLEMENTARY SECTION)	AMOUNT	TAX RETURN LABEL
Non-primary production income		13U
Franked distributions from trusts		13C
Other deductions relating to distributions		13Y
Franking credits		13Q
Credit for tax file number (TFN) amounts withheld		13R
Total current year capital gains		18H
Net capital gain		18A
Assessable foreign source income		20E
Other net foreign source income		20M
Foreign income tax offsets*		20O

* Please refer to the publication guide to foreign income tax offset rules (NAT 72923) to work out your entitlement.

PART B: CAPITAL GAINS TAX INFORMATION – ADDITIONAL INFORMATION FOR ITEM 18

Capital gains: discounted method		(gross amount)
Capital gains: other method		
Total current year capital gains		
Capital gains tax (CGT) concession amount		
Tax-deferred amounts	14.36	

PART C: COMPONENTS OF DISTRIBUTION

	CASH DISTRIBUTION	TAX PAID OR TAX OFFSETS	TAXABLE AMOUNT
Australian Income		Franking Credits	
Dividends: unfranked			
Interest			
Other income			
Less other allowable trust deductions			
Non-primary production income (A)			
Dividends: franked (franked distributions) (X)			
Capital Gains			
Discounted capital gain			
Capital gains tax (CGT) concession amount			
Capital gains: other method			
Distributed capital gains (B)			
Net capital gains			
Foreign Income		Foreign Income Tax Offset	
Assessable foreign source income			
Cash distribution (C)			
Cash distribution sub-total (add A, X, B and C)			
Other Non-assessable Amounts			
Tax-deferred amounts	14.36		
Gross Cash Distribution	14.36		
Other Deductions from Distribution			
TFN amounts withheld			
Other expenses			
Net Cash Distribution	14.36		

PLEASE RETAIN THIS STATEMENT FOR INCOME TAX PURPOSES

For information contact:

Blue Sky Alternative Investments Limited

ABN 73 136 866 236

Phone +61 7 3270 7500

Fax +61 7 3270 7599

Email investorservices@blueskyfunds.com.au

Brisbane Head Office:

Level 46, 111 Eagle Street, Brisbane QLD 4000

PO Box 15515, Brisbane QLD 4002

blueskyfunds.com.au

WILSONS

Additions & Withdrawals

From 1 Jul 2017 to 30 Jun 2018

Your Account: The Ross Galloway S/F
 Account Number: W1506878
 Your Adviser: David Thompson
 Branch: Brisbane
 Telephone: 07 3212 1327
 Email: David.Thompson@wilsonsadvisory.com.au

Trade Date	Purchase Date	Security Code	Transaction Description	Units	Cost Amount	Transfer Value
Additions						
21-07-17	21-07-17	CASH	BPAY - 00015068786		12,000.00	12,000.00
26-09-17	26-09-17	CASH	BPAY - 00015068786		30,000.00	30,000.00
22-11-17	22-11-17	APPLIC	ZNT Entitlement Applied Externally		4,312.50	4,312.50
19-04-18	19-04-18	CASH	Balance Write-off		19.28	19.28
					46,331.78	46,331.78
Withdrawals						
20-10-17	20-10-17	CASH	Direct Debit - Eraden Pty Ltd		4,300.00	4,300.00
17-01-18	17-01-18	CASH	034-111 180169		5,093.45	5,093.45
					9,393.45	9,393.45

The Ross Galloway Superannuation Fund

General Ledger

For The Period 01 July 2017 - 30 June 2018

Transaction Date	Description	Units	Debit	Credit	Balance \$
Property Income (28000)					
4/25 Mary Street Brisbane (\$-P0010)					
31/08/2017	TFR Private Bank Cheque Rent Rec'd			6,122.00	6,122.00 CR
23/10/2017	TFR Private Bank Cheque Rent rec'd Aug 18			6,122.00	12,244.00 CR
25/10/2017	TFR Private Bank Cheque Rent rec'd Sep '18			6,122.00	18,366.00 CR
06/11/2017	TFR Private Bank Cheque Rent rec Oct 18			6,122.00	24,488.00 CR
15/01/2018	TFR Private Bank Cheque Rent paid Nov '17			6,122.00	30,610.00 CR
07/03/2018	TFR Private Bank Cheque Rent rec'd Dec 17			6,122.00	36,732.00 CR
12/03/2018	TFR Private Bank Cheque Rent rec'd Jan '18			6,122.00	42,854.00 CR
04/05/2018	TFR Private Bank Cheque Rent paid Feb 2018			6,122.00	48,976.00 CR
05/06/2018	TFR Private Bank Cheque Rent Rec'd Mar 18			6,122.00	55,098.00 CR
20/06/2018	TFR Private Bank Cheque Rent recd Apr 18			6,122.00	61,220.00 CR
25/06/2018	TFR Private Bank Cheque Rent recd may 18			6,122.00	67,342.00 CR
26/06/2018	TFR Private Bank Cheque Rent recd June 18			6,122.00	73,464.00 CR
30/06/2018	show rent receivable 2018			3,536.00	77,000.00 CR
				M3-1 77,000.00	77,000.00 CR
Total Debits:	0.00				
Total Credits:	77,000.00				

AGREEMENT

Made (date) 30 September 2016

PARTIES
AND

The person named in item 1 of the reference schedule. (“Landlord”)

The person named in item 2 of the reference schedule. (“Tenant”)

REFERENCE SCHEDULE

Item 1	LANDLORD	Eraden Pty Ltd ATF The Ross Galloway Superannuation Fund		
	Address:	Unit 4 ‘Bellevue Terrace’ 25 Mary Street, Brisbane Qld 4000		
	Phone:	(07) 3262 3036	Fax:	
	ABN No:	742 220 320 262		
	Email Address:			
Item 2	TENANT	Eraden Pty Ltd ATF The Ross Galloway Family Trust		
	Address:	33 Upper Lancaster Road, Ascot Qld 4007		
	Phone:	(07) 3262 3036	Fax:	
	ABN No:	65 827 082 051		
	Email Address:			
Item 3	Premises	Unit 4 ‘Bellevue Terrace’ 25 Mary Street, Brisbane Qld 4000		
		(Annex a plan if available)		
Item 4	Term	(1) periodic monthly tenancy; or	commencing on	1 December 2017
		(2) 60 Months	and ending on	1 December 2022
Item 5	Option for Further term	5 years + 5 years		
Item 6	Rent	\$77,000 Per Annum Plus Outgoings (inclusive of GST) for the first term and then in accordance with special conditions.		
Item 7	Annual Rent Review Dates	1 July each year		
Item 8	Permitted Use	Dental Practice		
Item 9	Percentage of Outgoings	See Special Conditions		
Item 10	Deposit	\$NIL		
Item 11	Landlords Agent Address	N/A		
	Phone:	Fax:		
	ABN No:			
	Email Address:			

The Ross Galloway Superannuation Fund

Capital Gains Reconciliation Report

For the period: 01 July 2017 to 30 June 2018

	Total	Discounted	Indexed	Other	Notional
Losses available to offset					
Carried forward from prior losses	0.00				
Carried forward from prior losses - Collectables	0.00				
Current year capital losses	13,392.15				
Current year capital losses - Collectables	0.00				
Total Losses Available	13,392.15				
Total Losses Available - Collectables	0.00				
Capital Gains					
Capital gains from disposal of assets	33,649.35	1,699.35	0.00	31,950.00	0.00
Capital gains from disposal of assets - Collectables	0.00	0.00	0.00	0.00	0.00
Capital gains from trust distributions	2,256.84	2,256.62	0.00	0.22	0.00
Capital Gains Before Losses applied	35,906.19	3,955.97	0.00	31,950.22	0.00
Losses and discount applied					
Losses applied	13,392.15	0.00	0.00	13,392.15	0.00
Losses applied - Collectables	0.00	0.00	0.00	0.00	0.00
Capital gains after losses applied	22,514.04	3,955.97	0.00	18,558.07	0.00
Capital gains after losses applied - Collectables	0.00	0.00	0.00	0.00	0.00
CGT Discount applied	1,318.66				
CGT Discount applied - Collectables	0.00				

The Ross Galloway Superannuation Fund

Capital Gains Reconciliation Report

For the period: 01 July 2017 to 30 June 2018

	Total	Discounted	Indexed	Other	Notional
Net Capital Gain					
Net capital gain	21,195.38				
Net capital gain - Collectables	0.00				
Total Net Capital Gain (11A)	21,195.38				
Net Capital Losses Carried Forward to later income					
Net Capital Losses Carried Forward to later income years	0.00				
Net Capital Losses Carried Forward to later income years - Collectables	0.00				
Total Net Capital Losses Carried Forward to later income years (14V)	0.00				

Note

Refer to Realised Gains Report for details of Disposals at a Security level

Refer to Distribution Reconciliation Report for Trust Distribution details at a Security level

The Ross Galloway Superannuation Fund

Realised Capital Gains Report

For the period: 1 July 2017 to 30 June 2018

Investment	Accounting Treatment					Tax Treatment						
	Date	Units	Cost	Proceeds	Accounting Profit/(Loss)	Adjusted Cost Base	Reduced Cost Base	Indexed Cost Base	Indexed Gains	Discounted Gains (Gross)	Other Gains	Capital Loss
Managed Investments (Australian)												
MGE- Magellan Global Equities Fund (Managed Fund) - Managed Fund Units Fully												
		0.00	0.00	0.00	0.00	0.00	0.00	0.00	0.00	M1-1 811.78	0.00	0.00
		0.00	0.00	0.00	0.00	0.00	0.00	0.00	0.00	811.78	0.00	0.00
Mfs Concentrated Glbl Equ Tr (Ins)												
		0.00	0.00	0.00	0.00	0.00	0.00	0.00	0.00	M1-1 645.92	0.00	0.00
		0.00	0.00	0.00	0.00	0.00	0.00	0.00	0.00	645.92	0.00	0.00
		0.00	0.00	0.00	0.00	0.00	0.00	0.00	0.00	1,457.70	0.00	0.00
Shares in Listed Companies (Australian)												
Afterpay Holdings Limited - Ordinary Fully Paid												
	06/07/2017	4,167.00	10,000.80	10,000.80	0.00	10,000.80	10,000.80	0.00	0.00	0.00	0.00	0.00
		4,167.00	10,000.80	10,000.80	0.00	10,000.80	10,000.80	0.00	0.00	0.00	0.00	0.00
Afterpay Touch Group Limited												
	17/01/2018	785.00	2,137.64	5,093.45	2,955.81	2,137.64	2,137.64	0.00	0.00	0.00	2,955.81	0.00
	14/05/2018	1,750.00	4,765.45	12,067.75	7,302.30	4,765.45	4,765.45	0.00	0.00	0.00	7,302.30	0.00
		2,535.00	6,903.09	17,161.20	10,258.11	6,903.09	6,903.09	0.00	0.00	0.00	10,258.11	0.00
CVT- Covata Limited - Ordinary Fully Paid												
	19/10/2017	14,392.00	5,999.83	622.89	(5,376.94)	5,999.83	5,999.83	0.00	0.00	0.00	0.00	(5,376.94)
		14,392.00	5,999.83	622.89	(5,376.94)	5,999.83	5,999.83	0.00	0.00	0.00	0.00	(5,376.94)

The Ross Galloway Superannuation Fund

Realised Capital Gains Report

For the period: 1 July 2017 to 30 June 2018

Investment	Accounting Treatment				Tax Treatment							
	Date	Units	Cost	Proceeds D1-9	Accounting Profit/(Loss)	Adjusted Cost Base	Reduced Cost Base	Indexed Cost Base	Indexed Gains	Discounted Gains (Gross)	Other Gains	Capital Loss
Shares in Listed Companies (Australian)												
Elmo Software Limited												
	16/03/2018	2,393.00	4,786.00	16,345.76	11,559.76	4,786.00	4,786.00	0.00	0.00	0.00	11,559.76	0.00
	19/03/2018	1,607.00	3,214.00	10,927.60	7,713.60	3,214.00	3,214.00	0.00	0.00	0.00	7,713.60	0.00
		4,000.00	8,000.00	27,273.36	19,273.36	8,000.00	8,000.00	0.00	0.00	0.00	19,273.36	0.00
Healthscope Limited.												
	29/05/2018	3,400.00	10,394.75	8,033.25	(2,361.50)	10,394.75	10,394.75	0.00	0.00	0.00	0.00	(2,361.50)
		3,400.00	10,394.75	8,033.25	(2,361.50)	10,394.75	10,394.75	0.00	0.00	0.00	0.00	(2,361.50)
ISU- Iselect Limited. - Ordinary Fully Paid												
	24/04/2018	4,530.00	4,065.15	2,194.95	(1,870.20)	4,065.15	4,065.15	0.00	0.00	0.00	0.00	(1,870.20)
		4,530.00	4,065.15	2,194.95	(1,870.20)	4,065.15	4,065.15	0.00	0.00	0.00	0.00	(1,870.20)
Oncosil Medical Ltd												
	18/05/2018	20,361.00	2,443.32	3,148.43	705.11	2,443.32	2,443.32	0.00	0.00	0.00	705.11	0.00
	18/05/2018	46,632.00	5,595.84	7,210.74	1,614.90	5,595.84	5,595.84	0.00	0.00	0.00	1,614.90	0.00
		66,993.00	8,039.16	10,359.17	2,320.01	8,039.16	8,039.16	0.00	0.00	0.00	2,320.01	0.00
Plato Income Maximiser Limited.												
	15/02/2018	10,000.00	11,000.00	10,675.25	(324.75)	11,000.00	11,000.00	0.00	0.00	0.00	0.00	(324.75)
		10,000.00	11,000.00	10,675.25	(324.75)	11,000.00	11,000.00	0.00	0.00	0.00	0.00	(324.75)
SIV - Silver Chef Limited - Ordinary Fully Paid												
	18/12/2017	124.00	868.00	966.53	98.53	868.00	868.00	0.00	0.00	0.00	98.53	0.00

The Ross Galloway Superannuation Fund

Realised Capital Gains Report

For the period: 1 July 2017 to 30 June 2018

Investment	Accounting Treatment					Tax Treatment						
	Date	Units	Cost	Proceeds D1-9	Accounting Profit/(Loss)	Adjusted Cost Base	Reduced Cost Base	Indexed Cost Base	Indexed Gains	Discounted Gains (Gross)	Other Gains	Capital Loss
Shares in Listed Companies (Australian)												
	18/12/2017	1,481.00	15,002.53	11,543.77	(3,458.76)	15,002.53	15,002.53	0.00	0.00	0.00	0.00	(3,458.76)
		1,605.00	15,870.53	12,510.30	(3,360.23)	15,870.53	15,870.53	0.00	0.00	0.00	98.53	(3,458.76)
SUN - Suncorp-Metway Limited. - Ordinary Fully Paid												
	18/12/2017	650.00	8,039.25	9,234.18	1,194.93	8,039.25	8,039.25	0.00	0.00	1,194.93	0.00	0.00
	18/12/2017	400.00	5,178.15	5,682.57	504.42	5,178.15	5,178.15	0.00	0.00	504.42	0.00	0.00
		1,050.00	13,217.40	14,916.75	1,699.35	13,217.40	13,217.40	0.00	0.00	1,699.35	0.00	0.00
Touchcorp Limited - Ordinary Fully Paid												
	06/07/2017	3,700.00	7,794.75	7,794.75	0.00	7,794.75	7,794.75	0.00	0.00	0.00	0.00	0.00
		3,700.00	7,794.75	7,794.75	0.00	7,794.75	7,794.75	0.00	0.00	0.00	0.00	0.00
Zenitas Healthcare Limited - Rights												
	22/11/2017	3,750.00	4,312.50	4,312.50	0.00	4,312.50	4,312.50	0.00	0.00	0.00	0.00	0.00
		3,750.00	4,312.50	4,312.50	0.00	4,312.50	4,312.50	0.00	0.00	0.00	0.00	0.00
		120,122.00	105,597.96	125,855.17	20,257.21	105,597.96	105,597.96	0.00	0.00	1,699.35	31,950.01	(13,392.15)
Units in Unlisted Unit Trusts (Australian)												
L1 Capital Long Short Fund D Class												
		0.00	0.00	0.00	0.00	0.00	0.00	0.00	0.00	798.92	0.22	0.00
		0.00	0.00	0.00	0.00	0.00	0.00	0.00	0.00	798.92	0.22	0.00
		0.00	0.00	0.00	0.00	0.00	0.00	0.00	0.00	798.92	0.22	0.00

120,122.00	105,597.96	125,855.17	20,257.21	105,597.96	105,597.96	0.00	0.00	3,955.97	31,950.23	(13,392.15)
------------	------------	------------	-----------	------------	------------	------	------	----------	-----------	-------------

NET \$2,637

NET \$18,558

TOTAL CG \$21,195

WILSONS

Realised Capital Gains/Losses

From 1 Jul 2017 to 30 Jun 2018

Your Account: The Ross Galloway S/F

Account Number: W1506878

Your Adviser: David Thompson

Branch: Brisbane

Telephone: 07 3212 1327

Email: David.Thompson@wilsonsadvisory.com.au

Purchase Date	Sale Date	Quantity Sold	Capital Proceeds	Original Cost	Non-Assessable Gain/Loss	Cost Base Indexed	Cost Base Reduced	Capital Losses	Assessable Capital Gains			
									Index Net Gain	Discount Gross Gain	Discount Net Gain	Index/Discount Method Not Avail
Afterpay Touchgroup Ltd												
20-09-16	15-01-18	785	5,093.45	2,583.99	-	-	2,583.99	-	-	2,509.46	1,672.97	-
20-09-16	14-05-18	1,583	10,916.14	5,210.76	-	-	5,210.76	-	-	5,705.38	3,803.58	-
20-10-16	14-05-18	167	1,151.61	400.80	-	-	400.80	-	-	750.81	500.54	-
		2,535	17,161.20	8,195.55	-	-	8,195.55	-	-	8,965.65	5,977.09	-
Covata Ltd												
14-09-16	19-10-17	14,392	622.89	-	-	-	-	-	-	622.89	415.26	-
		14,392	622.89	-	-	-	-	-	-	622.89	415.26	-
Elmo Software Ltd												
16-06-17	16-03-18	2,393	16,345.76	4,786.00	-	-	4,786.00	-	-	-	-	11,559.76
16-06-17	19-03-18	1,607	10,927.60	3,214.00	-	-	3,214.00	-	-	-	-	7,713.60
		4,000	27,273.36	8,000.00	-	-	8,000.00	-	-	-	-	19,273.36
Healthscope Ltd												
20-09-16	29-05-18	3,400	8,033.25	10,394.75	-	-	10,394.75	2,361.50	-	-	-	-
		3,400	8,033.25	10,394.75	-	-	10,394.75	2,361.50	-	-	-	-
Iselect Ltd												
14-09-16	24-04-18	4,530	2,194.95	-	-	-	-	-	-	2,194.95	1,463.30	-
		4,530	2,194.95	-	-	-	-	-	-	2,194.95	1,463.30	-
Oncosil Medical Ltd												
26-03-18	18-05-18	46,632	7,210.74	5,595.84	-	-	5,595.84	-	-	-	-	1,614.90
14-05-18	18-05-18	20,361	3,148.43	2,443.32	-	-	2,443.32	-	-	-	-	705.11
		66,993	10,359.17	8,039.16	-	-	8,039.16	-	-	-	-	2,320.01
Plato Income Maximiser Ltd												
26-04-17	13-02-18	10,000	10,675.25	11,000.00	-	-	11,000.00	324.75	-	-	-	-
		10,000	10,675.25	11,000.00	-	-	11,000.00	324.75	-	-	-	-
Silver Chef Ltd												
19-09-16	14-12-17	1,481	11,543.77	15,002.53	-	-	15,002.53	3,458.76	-	-	-	-
21-04-17	14-12-17	124	966.53	868.00	-	-	868.00	-	-	-	-	98.53
		1,605	12,510.30	15,870.53	-	-	15,870.53	3,458.76	-	-	-	98.53

Realised Capital Gains/Losses

From 1 Jul 2017 to 30 Jun 2018

Your Account: The Ross Galloway S/F
 Account Number: W1506878
 Your Adviser: David Thompson
 Branch: Brisbane
 Telephone: 07 3212 1327
 Email: David.Thompson@wilsonsadvisory.com.au

Purchase Date	Sale Date	Quantity Sold	Capital Proceeds	Original Cost	Non-Assessable Gain/Loss	Cost Base Indexed	Cost Base Reduced	Capital Losses	Assessable Capital Gains			
									Index Net Gain	Discount Gross Gain	Discount Net Gain	Index/Discount Method Not Avail
Suncorp Group Ltd												
14-09-16	14-12-17	400	5,682.57	-	-	-	-	-	-	5,682.57	3,788.38	-
20-09-16	14-12-17	650	9,234.18	8,039.25	-	-	8,039.25	-	-	1,194.93	796.62	-
		1,050	14,916.75	8,039.25	-	-	8,039.25	-	-	6,877.50	4,585.00	-
			103,747.12	69,539.24	-	-	69,539.24	6,145.01	-	18,660.99	12,440.65	21,691.90

IMPORTANT NOTICE

The grand total of capital gains amounts displayed on this report are unlikely to reflect the lowest net capital gains result. Please discuss with your financial advisor to assess the calculation of your net capital gains position.

2018 Workpapers

Section N Expenses

**MCA (Qld) Accountants Pty Ltd trading as
MCA Chartered Accountants**
A.B.N. 38 142 374 883
PO Box 163 Hamilton Central Qld 4007
Phone (07) 3252 9477 Fax (07) 3252 9677

The Ross Galloway Superannuation Fund
PO Box 2133
ASCOT QLD 4007

Tax Invoice
007629

Ref: GALL0006
20 October, 2017

Description	Amount
Attending to the preparation of the Financial Statements and Income Tax Return for the fund for the year ended 30 June 2017 including attending to the audit of the fund.	2,100.00
<i>GST</i>	210.00
Terms: Seven Days	Amount Due: \$ 2,310.00

+ 275.00 N1-2
- 550.00 N1-3
= 2035.00

Please detach the portion below and forward with your payment

Direct Debit Details	BSB: 034 111	Remittance Advice				Invoice: 007629
	Account No: 391 206					Ref: GALL0006
Westpac Bank Call your bank, credit union or building society to make this payment from cheque, savings or credit card account.	The Ross Galloway Superannuation Fund				20 October, 2017	
	Cheque <input type="checkbox"/>	Mastercard <input type="checkbox"/>	Bankcard <input type="checkbox"/>	Visa <input type="checkbox"/>	Amount Due: \$ 2,310.00	
	Card Number <input type="text"/> <input type="text"/> <input type="text"/> <input type="text"/> <input type="text"/> <input type="text"/> <input type="text"/> <input type="text"/> <input type="text"/> <input type="text"/> <input type="text"/>					
Cardholder	Signature		Expiry Date			

**MCA (Qld) Accountants Pty Ltd trading as
MCA Chartered Accountants**
A.B.N. 38 142 374 883
PO Box 163 Hamilton Central Qld 4007
Phone (07) 3252 9477 Fax (07) 3252 9677

The Ross Galloway Superannuation Fund
PO Box 2133
ASCOT QLD 4007

Tax Invoice
007402

Ref: GALL0006
28 July, 2017

Description	Amount
Attending to the preparation of the Trust Deed upgrade and relevant documentation for your superannuation fund dated 18 July 2017	250.00
<i>GST</i>	25.00
Terms: Seven Days	
Amount Due: \$	275.00

Please detach the portion below and forward with your payment

Direct Debit Details	BSB: 034 111	Remittance Advice				Invoice: 007402
	Account No: 391 206					Ref: GALL0006
Westpac Bank Call your bank, credit union or building society to make this payment from cheque, savings or credit card account.	The Ross Galloway Superannuation Fund				28 July, 2017	
	Cheque <input type="checkbox"/>	Mastercard <input type="checkbox"/>	Bankcard <input type="checkbox"/>	Visa <input type="checkbox"/>	Amount Due: \$ 275.00	
	Card Number <input type="text"/> <input type="text"/> <input type="text"/> <input type="text"/> <input type="text"/> <input type="text"/> <input type="text"/> <input type="text"/> <input type="text"/> <input type="text"/>					
Cardholder	Signature		Expiry Date			

SUPER AUDITS

TAX INVOICE

PAID
21/18 TW

Supplier: Super Audits

Auditor: A.W. Boys
SMSF Auditor Number (SAN) 100014140
Registered Company Auditor (67793)

Address: Box 3376
Rundle Mall 5000

ABN: 20 461 503 652

Services: Auditing

Date: 22 December 2017

Recipient: Ross Galloway Super Fund

Address: C/- PO Box 163, HAMILTON Qld. 4007

Description of Services

Statutory audit of the Ross Galloway Super Fund for the financial year ending 30 June 2017.

Fee: \$500.00

GST: \$50.00

Total: \$550.00

Payment can be made with a cheque payable to Super Audits postal address being Box 3376 Rundle Mall 5000 or alternatively an EFT can be made BSB 015-056 Account No. 387392386.

MCA Superannuation Services Pty Ltd
 By: BACKOFFIS.USER3
 16 August, 2018

Report: Debtors Ledger Entries By Client
 Client Range: GALL0006
 Debtors Ledger Range: 01/07/2017 to 30/06/2018

Debtors Ledger Entries By Client

Page 1 of 1

Reference	Debtor Type	Invoice	Receipt	Debit (Ex Tax)	Tax	Credit (Ex Tax)	Tax	Balance
GALL0006 -- The Ross Galloway Superannuation Fund								0.00
28/07/2017	Invoice	007402		250.00	25.00			275.00
31/07/2017	Receipt Item	007402	006967			250.00	25.00	0.00
20/10/2017	Invoice	007629		2,100.00	210.00			2,310.00
20/10/2017	Receipt Item	007629	007225			2,100.00	210.00	0.00
				<hr/>	<hr/>	<hr/>	<hr/>	
				2,350.00	235.00	2,350.00	235.00	
Totals				2,350.00	235.00	2,350.00	235.00	
Total (Inc Tax)								
Total (Ex Tax)								

The Ross Galloway Superannuation Fund

General Ledger

For The Period 01 July 2017 - 30 June 2018

Transaction Date	Description	Units	Debit	Credit	Balance \$
Body Corporate Fees (32601)					
<u>Body Corporate Fees (32601)</u>					
28/09/2017	BPAY DEFT PAYME deft		1,269.64 N2-1		1,269.64 DR
07/03/2018	BPAY DEFT PAYME Body Corp fees		1,151.43 N2-2		2,421.07 DR
06/04/2018	BPAY DEFT PAYME Body Corp		1,066.54 N2-3		3,487.61 DR
			3,487.61		3,487.61 DR

Total Debits: 3,487.61

Total Credits: 0.00

NOTICE OF CONTRIBUTION LEVIED FOR BELLEVUE TERRACE

ABN: 83 198 079 045
BELLEVUE TERRACE
25 MARY STREET
BRISBANE QLD 4000

Account Enquiries: 1300 881 227
BODY CORPORATE SERVICES PTY LTD
ABN 82 010 120 144

TAX INVOICE



036
25602 00007671 03650 001
ERADEN P/L ATF R GALLOWAY
S/FUND & FAMILY TRUST
PO BOX 2133
ASCOT QLD 4007

paid 28/9/17

Owner Reference No Q 380001
Lot No: 4
Unit No:
Lot Entitlement: 40

TOTAL \$ 1269.64

Issued 13/09/2017 on behalf of The Owners of COMMUNITY TITLES SCHEME 9493

Account Summary

	Balance brought forward	1269.64
26/06/17	Cash Receipt 2772	1269.64-
01/11/17	Admin. Levy 01/11/17-31/01/18	1282.45
01/11/17	10% Disc if paid by 01/11/17	128.24-
	GST	115.43

DISCOUNTED TOTAL DUE BY 01/11/17 (INCLUDES GST) \$1269.64
TOTAL DUE IF UNPAID BY 01/11/17 (INCLUDES GST) \$1410.70

Payments received after 11/09/2017 will appear on the next notice

SHOULD THE BALANCE BROUGHT FORWARD BE UNPAID PLEASE ARRANGE PAYMENT IMMEDIATELY



Bill Code	96503
Ref No	300477734 3800016



Interest at rate of 2.50% per month is payable on overdue levies

Please see reverse for method of Payments



* 442 300477734 3800016

DEFT Reference No 300477734 3800016

Name ERADEN P/L ATF R GALLOWAY
Plan No 9493
Lot No 4

AMOUNT DUE \$1269.64
DISCOUNTED TOTAL DUE BY 01/11/17

NOTICE OF CONTRIBUTION LEVIED FOR BELLEVUE TERRACE

ABN: 83 198 079 045
 BELLEVUE TERRACE
 25 MARY STREET
 BRISBANE QLD 4000

Account Enquiries: 1300 881 227
 BODY CORPORATE SERVICES PTY LTD
 ABN 82 010 120 144

REMINDER NOTICE

TAX INVOICE



036

05002 00000541 00223 001

ERADEN P/L ATF R GALLOWAY
 S/FUND & FAMILY TRUST
 PO BOX 2133
 ASCOT QLD 4007

Owner Reference No Q 380001
 Lot No: 4
 Unit No:
 Lot Entitlement: 40

TOTAL \$ 1151.43

Issued 19/02/2018 on behalf of The Owners of COMMUNITY TITLES SCHEME 9493

Account Summary

	Balance brought forward	0.00
01/02/18	Admin. Levy 01/02/18-30/04/18	1021.75
01/02/18	10% Disc if paid by 01/02/18	102.17-
	GST	91.96
01/02/18	Admin Levy Disc.Reversal	102.17
	GST Discount Reversal	12.72
19/02/18	Debt Recovery Costs	25.00

TOTAL DUE BY 01/02/2018 (INCLUDES GST) \$1151.43

Payments received after 16/02/2018 will appear on the next notice



Billers Code 96503
 Ref No 300477734 3800016



Interest at rate of 2.50% per month is payable on overdue levies

Please see reverse for method of Payments

DEFT Reference No 300477734 3800016

Name ERADEN P/L ATF R GALLOWAY
 Plan No 9493
 Lot No 4



* 442 300477734 3800016

AMOUNT DUE \$1151.43
TOTAL DUE BY 01/02/2018

NOTICE OF CONTRIBUTION LEVIED FOR BELLEVUE TERRACE

ABN: 83 198 079 045
BELLEVUE TERRACE
25 MARY STREET
BRISBANE QLD 4000

Account Enquiries: 1300 881 227
BODY CORPORATE SERVICES PTY LTD
ABN 82 010 120 144

TAX INVOICE



036

07902 00007447 03550 001
ERADEN P/L ATF R GALLOWAY
S/FUND & FAMILY TRUST
PO BOX 2133
ASCOT QLD 4007

Owner Reference No Q 380001
Lot No: 4
Unit No:
Lot Entitlement: 40

TOTAL \$ 1066.54

Issued 20/03/2018 on behalf of The Owners of COMMUNITY TITLES SCHEME 9493

Account Summary

	Balance brought forward	1011.54
01/02/18	Admin Levy Disc.Reversal	102.17
19/02/18	Debt Recovery Costs	25.00
05/03/18	Debt Recovery Costs	50.00
07/03/18	Cash Receipt 2882	1151.43-
01/05/18	Admin. Levy 01/05/18-31/07/18	1021.75
01/05/18	10% Disc if paid by 01/05/18	102.17-
	GST	109.68

DISCOUNTED TOTAL DUE BY 01/05/18 (INCLUDES GST) \$1066.54
TOTAL DUE IF UNPAID BY 01/05/18 (INCLUDES GST) \$1178.93

Payments received after 16/03/2018 will appear on the next notice

Handwritten note in a circle: 2/4/18 Paid Super

SHOULD THE BALANCE BROUGHT FORWARD BE UNPAID PLEASE ARRANGE PAYMENT IMMEDIATELY



Billers Code 96503
Ref No 300477734 3800016



Interest at rate of 2.50% per month is payable on overdue levies

Please see reverse for method of Payments

DEFT Reference No 300477734 3800016

Name ERADEN P/L ATF R GALLOWAY
Plan No 9493
Lot No 4



* 442 300477734 3800016

AMOUNT DUE \$1066.54
DISCOUNTED TOTAL DUE BY 01/05/18

Income & Expenses Summary

From 1 Jul 2017 to 30 Jun 2018

Your Account: The Ross Galloway S/F

Account Number: W1506878

Your Adviser: David Thompson

Branch: Brisbane

Telephone: 07 3212 1327

Email: David.Thompson@wilsonsadvisory.com.au

Date	Security Code	Security Description	FX* Rate	Amount	Imputation Credits	Withholding Taxes
29-12-17	PL8	Plato Income Maximiser Ltd		45.00	17.07	-
31-01-18	PL8	Plato Income Maximiser Ltd		45.00	17.07	-
28-02-18	PL8	Plato Income Maximiser Ltd		45.00	17.07	-
				225.00	85.35	-
				225.00	85.35	-
Equity-International-Managed Funds						
Exchange Currency: AUD						
25-07-17	IVV.AXW	iShares Core S&P 500 ETF		49.22	-	14.77
24-10-17	IVV.AXW	iShares Core S&P 500 ETF		109.24	-	32.77
19-01-18	IVV.AXW	iShares Core S&P 500 ETF		107.34	-	32.20
23-04-18	IVV.AXW	iShares Core S&P 500 ETF		105.34	-	31.60
				371.14	-	111.34
28-06-18	MGE.AXW	Magellan Global Equities Fund		923.31	-	-
				923.31	-	-
28-12-17	MGG.ASX	Magellan Global Trust		690.00	-	-
28-06-18	MGG.ASX	Magellan Global Trust		637.50	-	-
				1,237.50	-	-
30-06-18	ETL0172AU.FND	MFS Concentrated Global Equity Trust (Wholesale)		808.20	-	-
				808.20	-	-
				3,340.15	-	111.34
Income Total				13,256.90	3,330.58	111.34
Expense						
Management Fee						
14-07-17	CASH	Management Fees - Jun 17		444.46	-	-
14-08-17	CASH	Management Fees - Jul 17		468.85	-	-
14-09-17	CASH	Management Fees - Aug 17		467.36	-	-
16-10-17	CASH	Management Fees - Sep 17		476.75	-	-
14-11-17	CASH	Management Fees - Oct 17		540.95	-	-
15-12-17	CASH	Management Fees - Nov 17		553.04	-	-
15-01-18	CASH	Management Fees - Dec 17		568.43	-	-
14-02-18	CASH	Management Fees - Jan 18		572.30	-	-
15-03-18	CASH	Management Fees - Feb 18		572.18	-	-
13-04-18	CASH	Management Fees - Mar 18		549.83	-	-

* The FX Rate at the dividend received date.



Income & Expenses Summary

From 1 Jul 2017 to 30 Jun 2018

Your Account: The Ross Galloway S/F

Account Number: W1506878

Your Adviser: David Thompson

Branch: Brisbane

Telephone: 07 3212 1327

Email: David.Thompson@wilsonsadvisory.com.au

Date	Security Code	Security Description	FX* Rate	Amount	Imputation Credits	Withholding Taxes
15-05-18	CASH	Management Fees - Apr 18		560.05	-	-
15-06-18	CASH	Management Fees - May 18		580.81	-	-
				6,355.01	-	-
GST						
14-07-17	CASH	GST on Management Fees - Jun 17		44.45	-	-
14-08-17	CASH	GST on Management Fees - Jul 17		46.88	-	-
14-09-17	CASH	GST on Management Fees - Aug 17		46.74	-	-
16-10-17	CASH	GST on Management Fees - Sep 17		47.67	-	-
14-11-17	CASH	GST on Management Fees - Oct 17		54.09	-	-
15-12-17	CASH	GST on Management Fees - Nov 17		55.30	-	-
15-01-18	CASH	GST on Management Fees - Dec 17		56.84	-	-
14-02-18	CASH	GST on Management Fees - Jan 18		57.23	-	-
15-03-18	CASH	GST on Management Fees - Feb 18		57.22	-	-
13-04-18	CASH	GST on Management Fees - Mar 18		54.98	-	-
15-05-18	CASH	GST on Management Fees - Apr 18		56.00	-	-
15-06-18	CASH	GST on Management Fees - May 18		58.08	-	-
				635.48	-	-
				6,990.49	-	-
Expense Total						
Net Income				6,266.41	3,330.58	111.34

IMPORTANT NOTICE

Securities which have been held for less than 45 days may not be entitled to any imputation credits - please review those transactions.

* The FX Rate at the dividend received date.



106591-001 003227(10656) D037 H1

The Trustee/s for ROSS GALLOWAY
SUPERANNUATION FUND
PO BOX 2133
ASCOT QLD 4007

** extended
option*

Issue date 15 August 2017
Payment reference 400006497848
Client number 1135165

Amount payable **\$18,326.25**
(for this assessment)

6000 x 3

Due date 13 November 2017

If you pay late, it will cost
you more.

Pay online now!

Your land tax pays for roads, hospitals
and other government services right
here in Queensland.

Assessment details

The attached land tax summary provides details on how your
assessment is calculated. Further information (for example,
about exemptions and taxable value) is available at
www.qld.gov.au/landtax

Please read the 'Your obligations and entitlements' section of
this notice.

Assessment comments

N/A

Elizabeth Goli

Commissioner of State Revenue

Preferred payment method

See over for more payment options including payments by
credit card or instalments.



Bill code: 625178
Ref: 400006497848

Telephone and Internet Banking—BPAY®

Contact your bank or financial institution to make this
payment from your cheque, savings or transaction
account.

More info: www.bpay.com.au

®Registered to BPAY Pty Ltd ABN 69 079 137 518

Due date 13 November 2017
Payment reference 400006497848

Amount payable **\$18,326.25**
(for this assessment)

The Ross Galloway Superannuation Fund General Ledger

For The Period 01 July 2017 - 30 June 2018

Transaction Date	Description	Units	Debit	Credit	Balance \$
Life Insurance Premiums (39000)					
<u>(Life Insurance Premiums) Galloway, Paula - Accumulation (GALPAU00001A)</u>					
11/07/2017	Asteron Life 02481632/00001		245.54		245.54 DR
11/08/2017	Asteron Life 02481632/00001		245.54		491.08 DR
11/09/2017	Asteron Life 02481632/00001		245.54		736.62 DR
11/10/2017	Asteron Life 02481632/00001		285.87		1,022.49 DR
13/11/2017	Asteron Life 02481632/00001		285.87		1,308.36 DR
11/12/2017	Asteron Life 02481632/00001		285.87		1,594.23 DR
11/01/2018	Asteron Life 02481632/00001		285.87		1,880.10 DR
12/02/2018	Asteron Life 02481632/00001		285.87		2,165.97 DR
12/03/2018	Asteron Life 02481632/00001		285.87		2,451.84 DR
11/04/2018	Asteron Life 02481632/00001		285.87		2,737.71 DR
11/05/2018	Asteron Life 02481632/00001		285.87		3,023.58 DR
11/06/2018	Asteron Life 02481632/00001		285.87		3,309.45 DR
			3,309.45		3,309.45 DR
<u>(Life Insurance Premiums) Galloway, Ross - Accumulation (GALROS00001A)</u>					
17/07/2017	Asteron Life 02481632/00002		525.57		525.57 DR
17/08/2017	Asteron Life 02481632/00002		525.57		1,051.14 DR
18/09/2017	Asteron Life 02481632/00002		525.57		1,576.71 DR
17/10/2017	Asteron Life 02481632/00002		622.12		2,198.83 DR
17/11/2017	Asteron Life 02481632/00002		622.12		2,820.95 DR
18/12/2017	Asteron Life 02481632/00002		622.12		3,443.07 DR
17/01/2018	Asteron Life 02481632/00002		622.12		4,065.19 DR
19/02/2018	Asteron Life 02481632/00002		622.12		4,687.31 DR
19/03/2018	Asteron Life 02481632/00002		622.12		5,309.43 DR
17/04/2018	Asteron Life 02481632/00002		622.12		5,931.55 DR
17/05/2018	Asteron Life 02481632/00002		622.12		6,553.67 DR
18/06/2018	Asteron Life 02481632/00002		622.12		7,175.79 DR
			7,175.79		7,175.79 DR

Total Debits: 10,485.24

Total Credits: 0.00

Ross
Paula



Part of the Suncorp Group

Life Cover policy Endorsement



This endorsement contains updated details of your Life Cover policy. This is an **IMPORTANT DOCUMENT**, please file with your Policy Schedule and Policy Document for future reference.

Policy Number

81370128

Insured Person/Member

Mrs Paula Terese Galloway
Non-Smoker
Born 07/04/1964

Policy Owner/Trustee

The Ross Galloway
Superannuation Fund

Important Dates

- Policy Anniversary
10 October each year
- Policy Commencement
10/10/2008

Special Conditions (see over)

Policy Benefits and Features

<ul style="list-style-type: none"> • Special Events Increase Option • Automatic Increase Benefit 	<ul style="list-style-type: none"> • Stepped Premium Policy Group • Financial Planning Benefit of \$1,500
--	---

Benefit Table

	Sum Insured	Monthly Premium	Expiry Date
Life Cover	\$1,800,000	\$237.85	10/10/2063
Policy Fee		\$7.69	

Amount debited from your Westpac Banking Corporation Brisbane account ending with the numbers 169 each month. Your debit date is on or after 10th of each month commencing on 10/07/2017

\$245.54

Effective Date

This change will take effect from 10/06/2017 and all other terms and conditions will remain unaltered.

Issuer: Suncorp Life & Superannuation Limited ABN 87 073 979 530 AFSL 229880

Customer Service GPO Box 68, Sydney NSW 2001

Ph: 1800 221 727 8am - 7pm EST or (02) 8275 3999

Fax: 1300 766 833 Email: life_customerservice@asteron.com.au Web: www.asteronlife.com.au

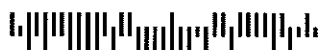


Part of the
Suncorp Group

Life Cover Statement



— 001033 000



Eraden Pty Ltd
The Ross Galloway Superannuation Fund
PO Box 2133
ASCOT QLD 4007

Policy Number

81370128

Insured Person/Member
Mrs Paula Terese Galloway


Policy Owner/Trustee
The Ross Galloway
Superannuation Fund

Important Dates
- Policy anniversary
10 October each year
- Policy commencement
10/10/2008

Class of Business
Superannuation

Your Adviser
Mr Bruce Mayhill
07 3666 0069

Customer Service

 1800 221 727 8am-6pm
02 8275 3999

Internet

 www.asteronlife.com.au

11 September 2017

Dear Policy Owner

This is your insurance policy statement.

Your policy provides the opportunity to increase your cover from the upcoming policy anniversary to protect against inflation. The table on the reverse of this notice shows the cover and premium details if you wish to accept or decline the increase. The account from which it will be deducted is shown below.

As premiums are being deducted from your account **there is no need to send any payment.**

We take this opportunity to thank you for allowing us to provide your valuable cover. Asteron Life has a proud history of providing protection and financial security and we look forward to continuing our association with you for years to come.

If you wish to decline the increase in cover please contact us. We'll be happy to help.

Yours sincerely
Asteron Life Customer Service

► See your Policy Benefits
and Features over

Amount debited from your Westpac Banking Corporation
Brisbane account ending with the numbers 169 each
month.

\$285.87



Part of the
Suncorp Group

Asteron Life Complete Endorsement

ROSS.

This endorsement contains updated details of your Asteron Life Complete policy. This is an **IMPORTANT DOCUMENT**, please file with your Policy Schedule and Policy Document for future reference.

Policy Number

81477077

Policy Benefits and Features

• Stepped Premium	• Guaranteed Future Insurability
-------------------	----------------------------------

Insured Person

Dr Ross Ian Galloway
Non-Smoker
Born 18/01/1964

Policy Owner

The Ross Galloway
Superannuati On Fund

Benefit Table

	Sum Insured	Monthly Premium	Expiry Date
Life Cover	\$2,800,000	\$517.88	16/10/2063
Policy Fee		\$7.69	
Amount debited from your Westpac Banking Corporation Brisbane account ending with the numbers 169 each month. Your debit date is on or after 16th of each month commencing on 16/06/2017		\$525.57	

Important Dates

- Policy Anniversary
16 October each year
- Policy Commencement
16/10/2014

Special Conditions (see over)

Effective Date

This change will take effect from 16/06/2017 and all other terms and conditions will remain unaltered.

Issuer: Suncorp Life & Superannuation Limited ABN 87 073 979 530 AFSL 229880

Customer Service GPO Box 68, Sydney NSW 2001


Ph: 1800 221 727 8am - 7pm EST or (02) 8275 3999

Fax: 1300 766 833 Email: life_customerservice@asteron.com.au Web: www.asteronlife.com.au



Part of the
Suncorp Group

Asteron Life Complete Statement



000429 000



Eraden Pty Ltd
The Ross Galloway Superannuation Fund
PO Box 2133
ASCOT QLD 4007

Policy Number

81477077

Cover

Life

Insured Person

Dr Ross Ian Galloway

Policy Owner

The Ross Galloway
Superannuation Fund


Important Dates

- Policy anniversary
16 October each year
- Policy commencement
16/10/2014

Your Adviser

Mr Bruce Mayhill
07 3666 0069

Customer Service

 1800 221 727 8am-6pm
02 8275 3999

Internet

 www.asteronlife.com.au

18 September 2017

Dear Policy Owner

This is your insurance policy statement.

Your policy provides the opportunity to increase your cover from the upcoming policy anniversary to protect against inflation. The table on the reverse of this notice shows the cover and premium details if you wish to accept or decline the increase. The account from which it will be deducted is shown below.

As premiums are being deducted from your account **there is no need to send any payment.**

We take this opportunity to thank you for allowing us to provide your valuable cover. Asteron Life has a proud history of providing protection and financial security and we look forward to continuing our association with you for years to come.

If you wish to decline the increase in cover please contact us. We'll be happy to help.

Yours sincerely
Asteron Life Customer Service

► See your Policy Benefits
and Features over

Amount debited from your Westpac Banking Corporation
Brisbane account ending with the numbers 169 each
month.

\$622.12

Issuer: Suncorp Life & Superannuation Limited ABN 87 073 979 530 AFSL 229880

Customer Service GPO Box 68, Sydney NSW 2001

Ph: 1800 221 727 or 02 8275 3999 8am to 6pm EST

Fax: 1300 766 833 Email: life_customerservice@asteronlife.com.au

Web: www.asteronlife.com.au



ROSS & PAULA GALLOWAY - INSURANCE SCHEDULE

17th August 2018

Insurance Cover

Insurer/Product	Policy number	Policy owner	Life insured	Cover		Premiums
				Type	Level	
Personal Insurances - Ross Galloway						
Asteron Life	81477077	Ross Galloway Super Fund – (SMSF)	Ross Galloway	Life	\$2,940,000	\$622.12 / Monthly \$7,465.44 / Annually
AMP Flexible Lifetime Protection	GC0072127E	Ross Galloway	Ross Galloway	Income Protection	\$7,597 per month 4 week/ Lifetime	\$1,167.38 / Monthly \$14,008.56 / Annually
AMP Flexible Lifetime Protection **	NT5207305F	Ross Galloway	Ross Galloway	Trauma	\$255,256	\$444.66 / Monthly \$5,335.92 / Annually
BT Life	C0190918	Ross Galloway	Ross Galloway	Income Protection	\$18,565 per month 30days /age 65	\$1,246.19 / Monthly \$14,954.28 / Annually
BT Life	C0190917	Ross Galloway	Ross Galloway	Business Expenses	\$8,487 per month 30day/ 1 year	\$179.34 / Monthly \$2,152.08 / Annually
TOTAL						\$43,916.28 / Annually
Personal Insurances - Paula Galloway						
Asteron Life	81370128	Ross Galloway Super Fund – (SMSF)	Paula Galloway	Life	\$1,890,000	\$285.87 / Monthly \$3,430.44 / Annually
AMP Flexible Lifetime Protection **	NT5087256T	Paula Galloway	Paula Galloway	Trauma	\$208,900	\$241.04 / Monthly \$2,892.48 / Annually
TOTAL						\$6,322.92 / Annually

** These policies renew in May each year and are due for payment now

The Ross Galloway Superannuation Fund

General Ledger

For The Period 01 July 2017 - 30 June 2018

Transaction Date	Description	Units	Debit	Credit	Balance \$
Property Expenses - Non Specified (41910)					
Property Expenses - Non Specified (41910)					
07/08/2017	BPAY BCC RATES Rate Account BCC		4,999.45 N6-1		4,999.45 DR
13/09/2017	BPAY BCC RATES Rates		4,978.00 N6-2		9,977.45 DR
06/12/2017	TFR Rocket Repa BCC Rates reimburs		4,972.00 N6-3		14,949.45 DR
12/03/2018	BPAY BCC RATES BCC Rates		4,220.65 N6-4		19,170.10 DR
			19,170.10		19,170.10 DR

Total Debits: 19,170.10

Total Credits: 0.00



Rate Account

Property Location 4/25 MARY ST
BRISBANE CITY
Issue Date 4 Jul 2017

Bill number
5000 1031 3156 419

Dedicated to a better Brisbane

Enquiries
(07) 3403 8888
24 hours 7 days



BCC_RATES_32539_20170630005XPBILR_A-0000956-0003825
ROSS GALLOWAY SUPERANNUATION FUND
C/- ERADEN PTY LTD AS TRUSTEE
ATTN R & P GALLOWAY
PO BOX 2133
ASCOT QLD 4007

*paid
7/8/17*


Account Period
6 Mar 2017 - 30 Sep 2017

The rates and charges set out in this notice are levied by the service of this notice and are due and payable within 30 days of the issue date. Full payment by the Due Date includes Discount and/or Rounding (where applicable).

Nett Amount Payable
\$4,999.45

Compounding interest of 11% per annum will accrue daily on any amount owing immediately after this date.

Due Date
3 Aug 2017



SWITCH TO PAPERLESS BILLING

Sign up to receive your rates notice by email to keep our city liveable and sustainable.

You won't forget when your bill is due by opting in to receive free SMS reminders.

To sign up, visit www.brisbane.qld.gov.au/rates to help keep Brisbane clean, green and sustainable.



Summary of Charges

Opening Balance	0.02 CR
Brisbane City Council Rates & Charges	4,844.54
Brisbane City Council Miscellaneous Charges	27.43
State Government Charges	127.50
Gross Amount	4,999.45
Discount and/or Rounding (where applicable)	0.00
Nett Amount Payable	4,999.45

If mailing your payment please tear off this slip and return with payment. Please do not pin or staple this slip. See reverse for payment methods.



Snip

Pay using your smartphone
Download the Snip App and scan the code to pay now.



Pay in person at any Post Office



*439 500010313156419

ROSS GALLOWAY SUPERANNUATION FUND

Due Date
3 Aug 2017



Billers Code: 78550
Ref: 5000 0000 2188 710

50

Gross Amount
\$4,999.45

Nett Amount

\$4,999.45

Property Details

Owner	ROSS GALLOWAY SUPERANNUATION FUND		
Property Location	4/25 MARY ST BRISBANE CITY		
Real Property Description	L.4 BUP.5712 PAR NTH BRISBANE 40/710		
Valuation effective from	1 Jul 2015		\$929,577
	1 Jul 2016		\$1,577,465
	1 Jul 2017		\$1,521,127
Average Rateable Valuation (A R V)			\$1,342,723

Account Details

Account Number 5000 0000 2188 710

Opening Balance			
Closing Balance Of Last Bill		4,525.14	
Payment Received - 06-Mar-2017		4,525.10	CR
Discount/Rounding Allowed		0.04	CR
Interest Charged On - State Government Charges		0.03	
Projected Interest		0.05	CR
Total		0.02	CR

Period: 6 Mar 2017 - 6 Mar 2017

Brisbane City Council Miscellaneous Charges

Credit Card Payment Surcharge	27.43
Total	27.43

Period: 1 Jul 2017 - 30 Sep 2017

Brisbane City Council Rates & Charges

General Rates - Category 13 (Annually 1.1745 Cents In The A R V \$) @ Parity Factor (P/F) 1.073302	4,231.57
Benefited Area - Qsm Outer Non-Domestic	173.88
Waste Utility Charge - 1 Charge(S) @ \$79.52 Qtr	79.52
Bushland Preservation Levy Category 13 (Annual 0.0411 Cents In The A R V \$) @ P/F 1.073302	148.08
Environmental Mgt Compliance Levy Category 13 (Annual 0.0587 Cents In The A R V \$) @ P/F 1.073302	211.49
Total	4,844.54

State Government Charges

Emergency Management Levy - Group 3	127.50
Total	127.50

Other Information

A surcharge of 0.61% will apply when you choose to pay your rates by credit card using either MasterCard, Visa or when you BPAY using your credit card. The amount of the surcharge will appear on, and be payable with your next rate account. A credit card surcharge is not applicable on charges that attract GST.

Bill Number
5000 1031 3156 419



BRISBANE CITY COUNCIL ABN 72 002 765 795

Rate Account

Property Location 4/25 MARY ST
BRISBANE CITY
Issue Date 1 Sep 2017

Dedicated to a better Brisbane

Bill number
5000 1031 8107 114

Enquiries
(07) 3403 8888
24 hours 7 days



000

BCC_RATES_32924_20170830004XPBILR_A-0000863-0003449
ROSS GALLOWAY SUPERANNUATION FUND
C/- ERADEN PTY LTD AS TRUSTEE
ATTN R & P GALLOWAY
PO BOX 2133
ASCOT QLD 4007

Account Period
1 Oct 2017 - 31 Dec 2017

The rates and charges set out in this notice are levied by the service of this notice and are due and payable within 30 days of the issue date. Full payment by the Due Date includes Discount and/or Rounding (where applicable).

Nett Amount Payable

\$4,978.00

Compounding interest of 11% per annum will accrue daily on any amount owing immediately after this date.

Due Date

3 Oct 2017

Summary of Charges

Opening Balance	5.96
Brisbane City Council Rates & Charges	4,844.54
State Government Charges	127.50
Gross Amount	4,978.00
Discount and/or Rounding (where applicable)	0.00
Nett Amount Payable	4,978.00

SWITCH TO PAPERLESS BILLING

Sign up to receive your rates notice by email to keep our city liveable and sustainable.

You won't forget when your bill is due by opting in to receive free SMS reminders.

To sign up, visit www.brisbane.qld.gov.au/rates to help keep Brisbane clean, green and sustainable.



That's why I receive paperless bills

If mailing your payment please tear off this slip and return with payment. Please do not pin or staple this slip. See reverse for payment methods.



Pay using your smartphone
Download the Sniip App and scan the code to pay now.



Pay in person at any Post Office



*439 500010318107114

ROSS GALLOWAY SUPERANNUATION FUND

Due Date

3 Oct 2017

B PAY
Biller Code: 78550
Ref: 5000 0000 2188 710

50

Gross Amount
\$4,978.00

Nett Amount

\$4,978.00

Property Details

Owner	ROSS GALLOWAY SUPERANNUATION FUND	
Property Location	4/25 MARY ST BRISBANE CITY	
Real Property Description	L.4 BUP.5712 PAR NTH BRISBANE 40/710	
Valuation effective from	1 Jul 2015	\$929,577
	1 Jul 2016	\$1,577,465
	1 Jul 2017	\$1,521,127
Average Rateable Valuation (A R V)		\$1,342,723

Account Details

Account Number 5000 0000 2188 710

Opening Balance

Closing Balance Of Last Bill	4,999.45	
Payment Received - 07-Aug-2017	4,999.45	CR
Interest Charged On - State Government Charges	0.15	
Interest Charged On - Brisbane City Council Rates & Charges	5.81	
Total	5.96	

Period: 1 Oct 2017 - 31 Dec 2017

Brisbane City Council Rates & Charges

General Rates - Category 13 (Annually 1.1745 Cents In The A R V \$) @ Parity Factor (P/F) 1.073302	4,231.57
Benefited Area - Qsm Outer Non-Domestic	173.88
Waste Utility Charge - 1 Charge(S) @ \$79.52 Qtr	79.52
Bushland Preservation Levy Category 13 (Annual 0.0411 Cents In The A R V \$) @ P/F 1.073302	148.08
Environmental Mgt Compliance Levy Category 13 (Annual 0.0587 Cents In The A R V \$) @ P/F 1.073302	211.49
Total	4,844.54

State Government Charges

Emergency Management Levy - Group 3	127.50
Total	127.50

Other Information

A surcharge of 0.61% will apply when you choose to pay your rates by credit card using either MasterCard, Visa or when you BPAY using your credit card. The amount of the surcharge will appear on, and be payable with your next rate account. A credit card surcharge is not applicable on charges that attract GST.



Rate Account

Property Location 4/25 MARY ST
BRISBANE CITY
Issue Date 1 Dec 2017

Dedicated to a better Brisbane

Bill number
5000 1032 3193 122

Enquiries
(07) 3403 8888
24 hours 7 days

Account Period
1 Jan 2018 - 31 Mar 2018



000

BCC_RATES_33380_20171129003XPBILR_A-0001123-0004489
ROSS GALLOWAY SUPERANNUATION FUND
C/- ERADEN PTY LTD AS TRUSTEE
ATTN R & P GALLOWAY
PO BOX 2133
ASCOT QLD 4007

The rates and charges set out in this notice are levied by the service of this notice and are due and payable within 30 days of the issue date. Full payment by the Due Date includes Discount and/or Rounding (where applicable).

Compounding interest of 11% per annum will accrue daily on any amount owing immediately after this date.

Nett Amount Payable

\$4,972.00

Due Date

2 Jan 2018

Summary of Charges

Opening Balance	0.00
Brisbane City Council Rates & Charges	4,844.54
State Government Charges	127.50
Gross Amount	4,972.04
Discount and/or Rounding (where applicable)	0.04 CR
Nett Amount Payable	4,972.00

SWITCH TO PAPERLESS BILLING

Sign up to receive your rates notice by email to keep our city liveable and sustainable.

You won't forget when your bill is due by opting in to receive free SMS reminders.

To sign up, visit www.brisbane.qld.gov.au/rates to help keep Brisbane clean, green and sustainable.



If mailing your payment please tear off this slip and return with payment. Please do not pin or staple this slip. See reverse for payment methods.



Pay using your smartphone

Download the Sniip App and scan the code to pay now.



Pay in person at any Post Office



*439 500010323193122

ROSS GALLOWAY SUPERANNUATION FUND

Due Date

2 Jan 2018



Bill Code: 78550
Ref: 5000 0000 2188 710

50

Gross Amount
\$4,972.04

Nett Amount

\$4,972.00

Property Details

Owner	ROSS GALLOWAY SUPERANNUATION FUND		
Property Location	4/25 MARY ST BRISBANE CITY		
Real Property Description	L.4 BUP.5712 PAR NTH BRISBANE 40/710		
Valuation effective from	1 Jul 2015		\$929,577
	1 Jul 2016		\$1,577,465
	1 Jul 2017		\$1,521,127
Average Rateable Valuation (A R V)			\$1,342,723

Account Details

Account Number 5000 0000 2188 710

Opening Balance

Closing Balance Of Last Bill		4,978.00
Payment Received - 13-Sep-2017		4,978.00 CR
Total		0.00

Period: 1 Jan 2018 - 31 Mar 2018

Brisbane City Council Rates & Charges

General Rates - Category 13 (Annually 1.1745 Cents In The A R V \$) @ Parity Factor (P/F) 1.073302		4,231.57
Benefited Area - Qsm Outer Non-Domestic		173.88
Waste Utility Charge - 1 Charge(S) @ \$79.52 Qtr		79.52
Bushland Preservation Levy Category 13 (Annual 0.0411 Cents In The A R V \$) @ P/F 1.073302		148.08
Environmental Mgt Compliance Levy Category 13 (Annual 0.0587 Cents In The A R V \$) @ P/F 1.073302		211.49
Total		4,844.54

State Government Charges

Emergency Management Levy - Group 3		127.50
Total		127.50

Other Information

A surcharge of 0.61% will apply when you choose to pay your rates by credit card using either MasterCard, Visa or when you BPAY using your credit card. The amount of the surcharge will appear on, and be payable with your next rate account. A credit card surcharge is not applicable on charges that attract GST.

Bill Number
5000 1032 3193 122



BRISBANE CITY COUNCIL ABN 72 002 765 795

Rate Account

Property Location 4/25 MARY ST
BRISBANE CITY
Issue Date 1 Mar 2018

Dedicated to a better Brisbane

Bill number
5000 1032 8303 076

Enquiries
(07) 3403 8888
24 hours 7 days

Account Period
1 Apr 2018 - 30 Jun 2018



000

BCC_RATES_33644_20180227004XPBILR_A-0001051-0004201
ROSS GALLOWAY SUPERANNUATION FUND
C/- ERADEN PTY LTD AS TRUSTEE
ATTN R & P GALLOWAY
PO BOX 2133
ASCOT QLD 4007

The rates and charges set out in this notice are levied by the service of this notice and are due and payable within 30 days of the issue date. Full payment by the Due Date includes Discount and/or Rounding (where applicable).

Compounding interest of 11% per annum will accrue daily on any amount owing immediately after this date.

Nett Amount Payable

\$4,220.65

Due Date

3 Apr 2018

Summary of Charges

Opening Balance	557.42 CR
Brisbane City Council Rates & Charges	4,650.60
State Government Charges	127.50

*BCC
BPAY
4220.65
12/3/18*

Gross Amount	4,220.68
Discount and/or Rounding (where applicable)	0.03 CR
Nett Amount Payable	4,220.65

SWITCH TO PAPERLESS BILLING

Sign up to receive your rates notice by email to keep our city liveable and sustainable.

You won't forget when your bill is due by opting in to receive free SMS reminders.

To sign up, visit www.brisbane.qld.gov.au/rates to help keep Brisbane clean, green and sustainable.



If mailing your payment please tear off this slip and return with payment. Please do not pin or staple this slip. See reverse for payment methods.



Pay using your smartphone
Download the Sniip App and scan the code to pay now.



Pay in person at any Post Office



*439 500010328303076

ROSS GALLOWAY SUPERANNUATION FUND

Due Date

3 Apr 2018

B PAY
Billers Code: 78550
Ref: 5000 0000 2188 710

50

Gross Amount
\$4,220.68

Nett Amount

\$4,220.65

Property Details

Owner	ROSS GALLOWAY SUPERANNUATION FUND	
Property Location	4/25 MARY ST BRISBANE CITY	
Real Property Description	L.4 BUP.5712 PAR NTH BRISBANE 40/710	
Valuation effective from	1 Jul 2015	\$929,577
	1 Jul 2016	\$1,577,465
	1 Jul 2017	\$1,352,113
Average Rateable Valuation (A R V)		\$1,286,385

Account Details

Account Number 5000 0000 2188 710

Opening Balance		
Closing Balance Of Last Bill		557.42 CR
Total		557.42 CR

Period: 1 Apr 2018 - 30 Jun 2018

Brisbane City Council Rates & Charges

General Rates - Category 13 (Annually 1.1745 Cents In The A R V \$) @ Parity Factor (P/F) 1.074763	4,059.54
Benefited Area - Qsm Outer Non-Domestic	166.59
Waste Utility Charge - 1 Charge(S) @ \$79.52 Qtr	79.52
Bushland Preservation Levy Category 13 (Annual 0.0411 Cents In The A R V \$) @ P/F 1.074763	142.06
Environmental Mgt Compliance Levy Category 13 (Annual 0.0587 Cents In The A R V \$) @ P/F 1.074763	202.89
Total	4,650.60

State Government Charges

Emergency Management Levy - Group 3	127.50
Total	127.50

Other Information

A surcharge of 0.61% will apply when you choose to pay your rates by credit card using either MasterCard, Visa or when you BPAY using your credit card. The amount of the surcharge will appear on, and be payable with your next rate account. A credit card surcharge is not applicable on charges that attract GST.



Tax Agent Portal

User ID PCHQN7s

24 Aug 2018 08:45:05 (EST)

Current client MR ROSS GALLOWAY	TFN 487188480	ABN 53825275740
Represented by MCA (QLD) ACCOUNTANTS PTY LTD		
Account name GALLOWAY, ROSS	Number 487188480/00551	Description Income Tax Account

Itemised account - by Tax Office processed date

Transactions processed by the Tax Office during the period:

From 1 July 2017 To 24 August 2018

Process date	Effective date	Transaction description	Debit amount	Credit amount	Balance
01 Jul 2017		OPENING BALANCE			\$0.00
27 Oct 2017	21 Mar 2018	Tax return Individuals - Income Tax for the period from 01 Jul 16 to 30 Jun 17	\$2,017.15		\$2,017.15
15 Jan 2018	12 Feb 2018	Div 293 tax Assessment - Division 293 tax Due and Payable for the period from 01 Jul 16 to 30 Jun 17	\$3,829.65		\$5,846.80
12 Feb 2018	09 Feb 2018	Payment received		\$3,829.65	\$2,017.15
09 Mar 2018	08 Mar 2018	Payment received		\$2,017.15	\$0.00
24 Aug 2018		CLOSING BALANCE			\$0.00



MR ROSS GALLOWAY
 PO BOX 163
 HAMILTON CENTRAL QLD 4007

Tax period ending 30 June 2017
 Tax file number 487 188 480
 Date of issue 19 January 2018
 Our reference 710 685 822 2984
 Internet: www.ato.gov.au Phone: 13 10 20

Division 293 tax notice of assessment – year ended 30 June 2017

Schedule 1 to the *Taxation Administration Act 1953*

A 15% tax is charged on taxable super contributions when your income is above \$300,000. We've calculated this assessment based on income from your tax return and on contributions reported to us by your super fund/s.

Income for Division 293 tax \$325,531.00

Taxable super contributions \$25,531.00

Division 293 tax \$3,829.65

Tax payable now

Where any amount is not paid by the due date, a general interest charge accrues on the outstanding balance until the entire amount has been paid.

Outcome of this notice	\$3,829.65 DR
Payment for this notice is due	12 February 2018
Payment reference number (PRN)	551 00487 188 480 5911

Amount payable/refundable Refer to Statement of Account

Robert Ravanello
 Deputy Commissioner of Taxation

Please keep this notice for future reference

Please see over for methods of payment

METHODS OF PAYMENT

BPAY®

Contact your financial institution to make this payment. You will need the details listed below.



Biller Code: **75556**

Reference: Your PRN (shown on the front of your assessment)

Credit card

Payments can be made online or by phone, visit our website at www.ato.gov.au/howtopay or phone **1300 898 089**. A card-payment fee applies.

Other payment options

For more information about other payment options, you can:

- visit our website at www.ato.gov.au/howtopay
- phone us on **1800 815 886**.

Release Authority

You can use the enclosed release authority to request payment to be made from your super fund.

Division 293 tax notice of assessment – 30 June 2017 (cont.) – detailed information

Schedule 1 to the *Taxation Administration Act 1953*

How we calculated your income for Division 293 tax

Income from your tax return **\$290,531.00**

Low tax contributions that count as income **\$35,000.00**

Income for Division 293 tax \$325,531.00

We calculate income for Division 293 tax by using your taxable income and other information from your tax return. Any amounts included in your taxable income, such as lump sums and termination payments from your employer (if you have any), are also included when working out your income for Division 293 tax. For more information on the income calculation, visit our website, www.ato.gov.au/Division293

Super contributions reported by your super fund/s

	\$
THE TRUSTEE FOR THE ROSS GALLOWAY SUPERANNUATION FUND account no. 2	
Personal contributions	35,000.00

We use contribution amounts reported by your fund/s as part of the calculation of your income for Division 293 tax, and to work out your taxable super contributions. If these contribution amounts appear incorrect, contact your super fund.

2018 Workpapers

Section O

Other Matters

COMPANY EXTRACT FROM

ERADEN PTY LTD [GALL0003]

Current Details

Name: ERADENPTYLTD
ACN: 011031548
Type: APTY
Class: LMSH
Subclass: PROP
Reg Date: 02/04/1990

Registered Office

MCA CHARTERED ACCOUNTANT
UNIT 2
273 ABBOTSFORD ROAD
BOWEN HILLS QLD 4006

Principal Place of Business

UNIT 4
25 MARY STREET
BRISBANE QLD 4000

Office Holders

PAULA GALLOWAY

Born on 07/04/1964 at BRISBANE QLD
33 UPPER LANCASTER ROAD
ASCOT QLD 4007
Appointed as DIR on 09/09/1991
Appointed as SEC on 09/09/1991

ROSS IAN GALLOWAY

Born on 18/01/1964 at BRISBANE QLD
33 UPPER LANCASTER ROAD
ASCOT QLD 4007
Appointed as DIR on 10/04/1990
Appointed as SEC on 10/04/1990

Share Structure

Class:	ORD	ORDINARY SHARES
Tot Issued:	500	
Tot Paid:	500.00	
Tot Amount Due:	0.00	

Shareholders

Class:	ORD
No Held:	500
Beneficially Held:	Y
Paid:	FULLY

PAULA GALLOWAY
33 UPPER LANCASTER ROAD
ASCOT QLD 4007

Charge Details

Charge No:	391934
Prov Reg:	N
Date Reg:	02/07/1993
Time Reg:	21:17:52
Fix/Float/Both:	FIXED
32673 ASSOCIATED RADIO FINANCE (AUSTRALIA) LTD	
ACN:	000032673

The Ross Galloway Superannuation Fund

Transaction Listing Report

For the Period 01/07/2017 to 30/06/2018

Date	Reference	Description	Account	Unit	Debit	Credit
30/06/2018		Revaluation -	Blue Sky / 78400/\$-	0.00	1,248.00	0.00
		Changes in	/ 24700	0.00	0.00	1,248.00
30/06/2018		Revaluation -	Aristocrat / 77600/AL	0.00	2,793.90	0.00
		Changes in	/ 24700	0.00	0.00	2,793.90
30/06/2018		Revaluation -	Zenitas / 77600/ZN	0.00	168.75	0.00
		Changes in	/ 24700	0.00	0.00	168.75
30/06/2018		Revaluation -	Elmo / 77600/EL	0.00	200.00	0.00
		Changes in	/ 24700	0.00	0.00	200.00
30/06/2018		Create Entries -	Income / 48500	0.00	5,253.83	0.00
		Deferred	/ 89000	0.00	0.00	5,253.83
30/06/2018		Revaluation -	Changes in / 24700	0.00	3,170.86	0.00
		Commonw	/ 77600/CB	0.00	0.00	3,170.86
30/06/2018		Revaluation -	Changes in / 24700	0.00	281.00	0.00
		Blue Sky	/ 78400/\$-	0.00	0.00	281.00
30/06/2018		Revaluation -	MGE- / 74700/M	0.00	3,563.25	0.00
		Changes in	/ 24700	0.00	0.00	3,563.25
30/06/2018		Revaluation -	Changes in / 24700	0.00	745.56	0.00
		NAB -	/ 77600/NA	0.00	0.00	745.56
30/06/2018		Revaluation -	Blue Sky / 78400/BS	0.00	7,108.70	0.00
		Changes in	/ 24700	0.00	0.00	7,108.70
30/06/2018		Create Entries -	Income / 48500	0.00	9,007.35	0.00
		Income	/ 85000	0.00	0.00	9,007.35
30/06/2018		Revaluation -	BHP / 77600/BH	0.00	6,696.90	0.00

Date	Reference	Description	Account	Unit	Debit	Credit
			Changes in / 24700	0.00	0.00	6,696.90
30/06/2018	300618	investment	Wilsons / 60400/Wil	0.00	12,067.75	0.00
			Investment / 94910	0.00	0.00	12,067.75
30/06/2018		Revaluation -	Changes in / 24700	0.00	1,217.00	0.00
			Blue Sky / 78400/\$-	0.00	0.00	1,217.00
30/06/2018		Revaluation -	Changes in / 24700	0.00	1,784.38	0.00
			L1 Capital / 78400/ET	0.00	0.00	1,784.38
30/06/2018		Revaluation -	Ishares / 77600/IV	0.00	3,653.62	0.00
			Changes in / 24700	0.00	0.00	3,653.62
30/06/2018		Revaluation -	Changes in / 24700	0.00	1,070.12	0.00
			Westpac / 77600/W	0.00	0.00	1,070.12
30/06/2018		Create Entries -	Profit/Loss / 49000	0.00	46,947.73	0.00
			(Share of / 53100/GA	0.00	0.00	46,947.73
30/06/2018		Revaluation -	Mfs / 74700/ET	0.00	1,116.57	0.00
			Changes in / 24700	0.00	0.00	1,116.57
30/06/2018	91587312	show rent	4/25 Mary / 28000/\$-	0.00	0.00	3,536.00
			Rent / 62800	0.00	3,536.00	0.00
30/06/2018		Revaluation -	Changes in / 24700	0.00	3,339.93	0.00
			Blue Sky / 78400/\$-	0.00	0.00	3,339.93
30/06/2018		Revaluation -	Changes in / 24700	0.00	1,324.26	0.00
			Bluglass / 77600/BL	0.00	0.00	1,324.26
30/06/2018		Revaluation -	Wesfarmer / 77600/W	0.00	2,577.96	0.00
			Changes in / 24700	0.00	0.00	2,577.96
30/06/2018		Revaluation -	Sydney / 78200/SY	0.00	140.00	0.00
			Changes in / 24700	0.00	0.00	140.00
30/06/2018		Create Entries -	Profit/Loss / 49000	0.00	71,159.77	0.00

Date	Reference	Description	Account	Unit	Debit	Credit
			(Share of / 53100/GA	0.00	0.00	71,159.77
30/06/2018		Revaluation -	Changes in / 24700	0.00	455.04	0.00
			ANZ - / 77600/AN	0.00	0.00	455.04
30/06/2018	91587313	Clear additional	Sundry / 88000	0.00	1,710.41	0.00
			Rent / 62800	0.00	0.00	1,710.41
30/06/2018		To reallocate	Water / 42600	0.00	0.00	1,260.07
			Sundry / 68000	0.00	1,260.07	0.00
30/06/2018		Revaluation -	Changes in / 24700	0.00	210.00	0.00
			The Star / 77600/SG	0.00	0.00	210.00
30/06/2018		Revaluation -	Changes in / 24700	0.00	5,854.75	0.00
			Pilbara / 77600/PL	0.00	0.00	5,854.75
30/06/2018		Revaluation -	Changes in / 24700	0.00	100.00	0.00
			Plato / 77600/PL	0.00	0.00	100.00
30/06/2018		Create Entries -	(Income / 53330/GA	0.00	5,944.52	0.00
			Profit/Loss / 49000	0.00	0.00	5,944.52
30/06/2018		Revaluation -	CSL / 77600/CS	0.00	5,459.00	0.00
			Changes in / 24700	0.00	0.00	5,459.00
30/06/2018	0101	To record	MGE- / 23800/M	0.00	0.00	923.31
			Magellan / 23800/M	0.00	0.00	637.50
			Mfs / 23800/ET	0.00	0.00	808.20
			MGE- / 61800/M	0.00	923.31	0.00
			Magellan / 61800/M	0.00	637.50	0.00
			Mfs / 61800/ET	0.00	808.20	0.00
			L1 Capital / 23800/ET	0.00	0.00	985.30
			L1 Capital / 61800/ET	0.00	985.30	0.00
30/06/2018		Create Entries -	Income / 85000	0.00	4,205.48	0.00
			Income / 48500	0.00	0.00	4,205.48

Date	Reference	Description	Account	Unit	Debit	Credit
30/06/2018		Revaluation -	Afterpay / 77600/AP	0.00	26,507.54	0.00
			Changes in / 24700	0.00	0.00	26,507.54
30/06/2018		Revaluation -	Magellan / 78200/M	0.00	2,000.00	0.00
			Changes in / 24700	0.00	0.00	2,000.00
30/06/2018		Revaluation -	Changes in / 24700	0.00	110.00	0.00
			Viva / 78200/VV	0.00	0.00	110.00
30/06/2018		Create Entries -	(Income / 53330/GA	0.00	9,010.24	0.00
			Profit/Loss / 49000	0.00	0.00	9,010.24
30/06/2018		Revaluation -	Magellan / 78200/M	0.00	2,000.00	0.00
			Changes in / 24700	0.00	0.00	2,000.00
30/06/2018		Revaluation -	Changes in / 24700	0.00	780.00	0.00
			L1 Long / 78200/LS	0.00	0.00	780.00
30/06/2018		Create Entries -	Income / 85000	0.00	306.34	0.00
			Income / 48500	0.00	0.00	306.34
30/06/2018		Revaluation -	Seek / 77600/SE	0.00	3,307.50	0.00
			Changes in / 24700	0.00	0.00	3,307.50
29/06/2018	81209330	CREDIT	Bank - / 60400/Ba	0.00	1.79	0.00
			Bank - / 25000/Ba	0.00	0.00	1.79
29/06/2018		INTEREST PAID	Bank - / 60400/Ba	0.00	0.00	0.10
			Bank - / 25000/Ba	0.00	0.00	0.10
26/06/2018	null	TFR Private	Bank - / 60400/W	0.00	6,122.00	0.00
			4/25 Mary / 28000/\$-	0.00	0.00	6,122.00
25/06/2018	null	TFR Private	Bank - / 60400/W	0.00	6,122.00	0.00
			4/25 Mary / 28000/\$-	0.00	0.00	6,122.00
20/06/2018	null	TFR Private	Bank - / 60400/W	0.00	6,122.00	0.00
			4/25 Mary / 28000/\$-	0.00	0.00	6,122.00

Date	Reference	Description	Account	Unit	Debit	Credit
18/06/2018	null	Asteron Life	Bank - / 60400/W	0.00	0.00	622.12
			(Life / 39000/GA	0.00	622.12	0.00
18/06/2018	null	System	(Life / 53920/GA	0.00	622.12	0.00
			(Income / 53330/GA	0.00	0.00	93.32
			Profit/Loss / 49000	0.00	0.00	528.80
15/06/2018	150618	GST	Wilsons / 60400/Wil	0.00	0.00	58.08
			Manageme / 37603	0.00	58.08	0.00
15/06/2018	150618	INTEREST	Wilsons / 60400/Wil	0.00	11.56	0.00
			Wilsons / 25000/Wil	0.00	0.00	11.56
15/06/2018	150618	Management	Wilsons / 60400/Wil	0.00	0.00	580.81
			Manageme / 37603	0.00	580.81	0.00
11/06/2018	null	Asteron Life	Bank - / 60400/W	0.00	0.00	285.87
			(Life / 39000/GA	0.00	285.87	0.00
11/06/2018	null	System	(Life / 53920/GA	0.00	285.87	0.00
			(Income / 53330/GA	0.00	0.00	42.88
			Profit/Loss / 49000	0.00	0.00	242.99
05/06/2018	null	TFR Private	Bank - / 60400/W	0.00	6,122.00	0.00
			4/25 Mary / 28000/\$-	0.00	0.00	6,122.00
05/06/2018	null	System	Profit/Loss / 49000	0.00	372.69	0.00
			(Contributi / 53800/GA	0.00	65.77	0.00
			(Contributi / 52420/GA	0.00	0.00	438.46
05/06/2018	null	ATO	Bank - / 60400/W	0.00	438.46	0.00
			(Contributi / 24200/GA	0.00	0.00	438.46
31/05/2018	78586519	CREDIT	Bank - / 60400/Ba	0.00	1.91	0.00
			Bank - / 25000/Ba	0.00	0.00	1.91
31/05/2018		INTEREST PAID	Bank - / 60400/Ba	0.00	1.55	0.00
			Bank - / 25000/Ba	0.00	0.00	1.55

Date	Reference	Description	Account	Unit	Debit	Credit
30/05/2018	null	TFR Private Ban	Bank - / 60400/Ba	0.00	0.00	400.00
			Bank - / 60400/W	0.00	400.00	0.00
29/05/2018	290518	HSO	Wilsons / 60400/Wil	0.00	8,033.25	0.00
			Healthscop / 77600/HS	(3,400.00)	0.00	10,394.75
			Changes in / 24700	0.00	2,361.50	0.00
29/05/2018	290518	Unrealised Gain	Healthscop / 77600/HS	0.00	2,880.75	0.00
			Changes in / 24700	0.00	0.00	2,880.75
24/05/2018	null	TFR Private Ban	Bank - / 60400/Ba	0.00	0.00	2,500.00
			Bank - / 60400/W	0.00	2,500.00	0.00
24/05/2018		BPAY TAX	Bank - / 60400/W	0.00	0.00	5,555.00
			Income / 85000	0.00	5,555.00	0.00
21/05/2018	210518	BLG PURCHASE	Wilsons / 60400/Wil	0.00	0.00	6,999.66
			Bluglass / 77600/BL	18,918.00	6,999.66	0.00
18/05/2018	180519		Wilsons / 60400/Wil	0.00	10,359.17	0.00
			Oncosil / 77600/OS	(66,993.00)	0.00	8,039.16
			Changes in / 24700	0.00	0.00	2,320.01
17/05/2018	null	Asteron Life	Bank - / 60400/W	0.00	0.00	622.12
			(Life / 39000/GA	0.00	622.12	0.00
17/05/2018		BLUESKY	Bank - / 60400/W	0.00	915.06	0.00
			Blue Sky / 23800/BS	0.00	0.00	915.06
17/05/2018	null	System	(Life / 53920/GA	0.00	622.12	0.00
			(Income / 53330/GA	0.00	0.00	93.32
			Profit/Loss / 49000	0.00	0.00	528.80
15/05/2018	150518	Management	Wilsons / 60400/Wil	0.00	0.00	560.05
			Manageme / 37603	0.00	560.05	0.00
15/05/2018	150518	GST	Wilsons / 60400/Wil	0.00	0.00	56.00
			Manageme / 37603	0.00	56.00	0.00

Date	Reference	Description	Account	Unit	Debit	Credit
14/05/2018	140518	OSL SHARE	Wilsons / 60400/Wil	0.00	0.00	2,443.32
			Oncosil / 77600/OS	20,361.00	2,443.32	0.00
14/05/2018	140518	To process APT	Afterpay / 77600/AP	(1,750.00)	0.00	4,765.45
			Investment / 94910	0.00	12,067.75	0.00
			Changes in / 24700	0.00	0.00	7,302.30
11/05/2018	null	Asteron Life	Bank - / 60400/W	0.00	0.00	285.87
			(Life / 39000/GA	0.00	285.87	0.00
11/05/2018	null	System	(Life / 53920/GA	0.00	285.87	0.00
			(Income / 53330/GA	0.00	0.00	42.88
			Profit/Loss / 49000	0.00	0.00	242.99
10/05/2018	null	TFR Private	Bank - / 60400/Ba	0.00	3,000.00	0.00
			Bank - / 60400/W	0.00	0.00	3,000.00
08/05/2018	null	ATO	Bank - / 60400/W	0.00	438.46	0.00
			(Contributi / 24200/GA	0.00	0.00	438.46
08/05/2018	null	System	Profit/Loss / 49000	0.00	372.69	0.00
			(Contributi / 53800/GA	0.00	65.77	0.00
			(Contributi / 52420/GA	0.00	0.00	438.46
04/05/2018	null	TFR Private	Bank - / 60400/W	0.00	6,122.00	0.00
			4/25 Mary / 28000/\$-	0.00	0.00	6,122.00
04/05/2018	null	BPAY QLD	Bank - / 60400/W	0.00	0.00	384.40
			Water / 42600	0.00	384.40	0.00
03/05/2018	null	ATO	Bank - / 60400/W	0.00	438.46	0.00
			(Contributi / 24200/GA	0.00	0.00	438.46
03/05/2018	null	System	Profit/Loss / 49000	0.00	372.69	0.00
			(Contributi / 53800/GA	0.00	65.77	0.00
			(Contributi / 52420/GA	0.00	0.00	438.46
01/05/2018	010518	INTEREST	Wilsons / 60400/Wil	0.00	10.30	0.00

Date	Reference	Description	Account	Unit	Debit	Credit
			Wilsons / 25000/Wil	0.00	0.00	10.30
30/04/2018	76502035	CREDIT	Bank - / 60400/Ba	0.00	1.98	0.00
			Bank - / 25000/Ba	0.00	0.00	1.98
30/04/2018		INTEREST	Bank - / 60400/W	0.00	0.00	0.52
			Interest / 37900	0.00	0.00	0.52
24/04/2018	240418	ISU SHARES	Wilsons / 60400/Wil	0.00	2,194.95	0.00
			ISU- Iselect / 77600/IS	(4,530.00)	0.00	4,065.15
			Changes in / 24700	0.00	1,870.20	0.00
24/04/2018	240418	Unrealised Gain	Changes in / 24700	0.00	5,040.15	0.00
			ISU- Iselect / 77600/IS	0.00	0.00	5,040.15
23/04/2018	230418	IVV DIVIDEND	Wilsons / 60400/Wil	0.00	73.74	0.00
			Ishares / 23900/IV	0.00	0.00	73.74
19/04/2018		TFR Private	Bank - / 60400/W	0.00	600.00	0.00
			(Contributi / 24200/GA	0.00	0.00	600.00
19/04/2018		System	Profit/Loss / 49000	0.00	510.00	0.00
			(Contributi / 53800/GA	0.00	90.00	0.00
			(Contributi / 52420/GA	0.00	0.00	600.00
17/04/2018	null	Asteron Life	Bank - / 60400/W	0.00	0.00	622.12
			(Life / 39000/GA	0.00	622.12	0.00
17/04/2018	null	System	(Life / 53920/GA	0.00	622.12	0.00
			(Income / 53330/GA	0.00	0.00	93.32
			Profit/Loss / 49000	0.00	0.00	528.80
16/04/2018	160418	ZNT DIVIDEND	Wilsons / 60400/Wil	0.00	137.50	0.00
			Zenitas / 23900/ZN	0.00	0.00	137.50
16/04/2018	160418	LSF FUND	Wilsons / 60400/Wil	0.00	0.00	13,000.00
			L1 Long / 78200/LS	6,500.00	13,000.00	0.00
16/04/2018	160418	W/OFF	Wilsons / 60400/Wil	0.00	19.28	0.00

Date	Reference	Description	Account	Unit	Debit	Credit
			Sundry / 26500/00		0.00	19.28
13/04/2018	130418	CSL DIVIDEND	Wilsons / 60400/Wil		0.00	0.00
			CSL / 23900/CS		0.00	100.50
13/04/2018	130418	SEK DIVIDEND	Wilsons / 60400/Wil		0.00	0.00
			Seek / 23900/SE		0.00	162.00
13/04/2018	130418	Management	Wilsons / 60400/Wil		0.00	0.00
			Manageme / 37603		0.00	549.83
13/04/2018	130418	GST	Wilsons / 60400/Wil		0.00	0.00
			Manageme / 37603		0.00	54.98
11/04/2018	null	Asteron Life	Bank - / 60400/W		0.00	0.00
			(Life / 39000/GA		0.00	285.87
11/04/2018	null	System	(Life / 53920/GA		0.00	285.87
			(Income / 53330/GA		0.00	0.00
			Profit/Loss / 49000		0.00	242.99
06/04/2018	null	BPAY DEFT	Bank - / 60400/W		0.00	0.00
			Body / 32601		0.00	1,066.54
05/04/2018		BPAY TAX	Bank - / 60400/W		0.00	0.00
			Income / 85000		0.00	5,736.65
			ATO / 30400		0.00	259.00
01/04/2018	010418	INTEREST	Wilsons / 60400/Wil		0.00	15.03
			Wilsons / 25000/Wil		0.00	0.00
29/03/2018	74456744	CREDIT	Bank - / 60400/Ba		0.00	1.79
			Bank - / 25000/Ba		0.00	0.00
29/03/2018	290318	ISL DIVIDEND	Wilsons / 60400/Wil		0.00	67.95
			ISU- Iselect / 23900/IS		0.00	0.00
28/03/2018	280318	ELO SHARE	Wilsons / 60400/Wil		0.00	0.00
			Elmo / 77600/EL		2,000.00	10,800.00

Date	Reference	Description	Account	Unit	Debit	Credit
28/03/2018	280318	CBA DIVIDEND	Wilsons / 60400/Wil	0.00	638.00	0.00
			Commonw / 23900/CB	0.00	0.00	638.00
27/03/2018	270318	BHP DIVIDEND	Wilsons / 60400/Wil	0.00	444.69	0.00
			BHP / 23900/BH	0.00	0.00	444.69
27/03/2018	270318	OSL SHARES	Wilsons / 60400/Wil	0.00	0.00	5,595.84
			Oncosil / 77600/OS	46,632.00	5,595.84	0.00
23/03/2018	230318	HSO DIVIDEND	Wilsons / 60400/Wil	0.00	108.80	0.00
			Healthscop / 23900/HS	0.00	0.00	108.80
22/03/2018	220318	SGR DIVIDEND	Wilsons / 60400/Wil	0.00	131.25	0.00
			The Star / 23900/SG	0.00	0.00	131.25
19/03/2018	190318	ELO SHARE	Wilsons / 60400/Wil	0.00	10,927.60	0.00
			Elmo / 77600/EL	(1,607.00)	0.00	3,214.00
			Changes in / 24700	0.00	0.00	7,713.60
19/03/2018	190318	Unrealised Gain	Changes in / 24700	0.00	803.50	0.00
			Elmo / 77600/EL	0.00	0.00	803.50
19/03/2018	null	Asteron Life	Bank - / 60400/W	0.00	0.00	622.12
			(Life / 39000/GA	0.00	622.12	0.00
19/03/2018	null	System	(Life / 53920/GA	0.00	622.12	0.00
			(Income / 53330/GA	0.00	0.00	93.32
			Profit/Loss / 49000	0.00	0.00	528.80
16/03/2018	160318	ELO SHAES	Wilsons / 60400/Wil	0.00	16,345.76	0.00
			Elmo / 77600/EL	(2,393.00)	0.00	4,786.00
			Changes in / 24700	0.00	0.00	11,559.76
16/03/2018	160318	Unrealised Gain	Changes in / 24700	0.00	1,196.50	0.00
			Elmo / 77600/EL	0.00	0.00	1,196.50
15/03/2018	150318	Management	Wilsons / 60400/Wil	0.00	0.00	572.18
			Manageme / 37603	0.00	572.18	0.00

Date	Reference	Description	Account	Unit	Debit	Credit
15/03/2018	150318	GST	Wilsons / 60400/Wil	0.00	0.00	57.22
			Manageme / 37603	0.00	57.22	0.00
13/03/2018	null	ATO	Bank - / 60400/W	0.00	438.46	0.00
			(Contributi / 24200/GA	0.00	0.00	438.46
13/03/2018	null	System	Profit/Loss / 49000	0.00	372.69	0.00
			(Contributi / 53800/GA	0.00	65.77	0.00
			(Contributi / 52420/GA	0.00	0.00	438.46
12/03/2018	null	Asteron Life	Bank - / 60400/W	0.00	0.00	285.87
			(Life / 39000/GA	0.00	285.87	0.00
12/03/2018	null	TFR Private	Bank - / 60400/W	0.00	6,122.00	0.00
			4/25 Mary / 28000/\$-	0.00	0.00	6,122.00
12/03/2018	null	BPAY BCC	Bank - / 60400/W	0.00	0.00	4,220.65
			Property / 41910	0.00	4,220.65	0.00
12/03/2018	null	System	(Life / 53920/GA	0.00	285.87	0.00
			(Income / 53330/GA	0.00	0.00	42.88
			Profit/Loss / 49000	0.00	0.00	242.99
08/03/2018	null	System	Profit/Loss / 49000	0.00	372.69	0.00
			(Contributi / 53800/GA	0.00	65.77	0.00
			(Contributi / 52420/GA	0.00	0.00	438.46
08/03/2018	null	ATO	Bank - / 60400/W	0.00	438.46	0.00
			(Contributi / 24200/GA	0.00	0.00	438.46
08/03/2018		BPAY TAX	Bank - / 60400/W	0.00	0.00	762.00
			Income / 85000	0.00	762.00	0.00
07/03/2018	null	TFR Private	Bank - / 60400/W	0.00	6,122.00	0.00
			4/25 Mary / 28000/\$-	0.00	0.00	6,122.00
07/03/2018	null	BPAY DEFT	Bank - / 60400/W	0.00	0.00	1,151.43
			Body / 32601	0.00	1,151.43	0.00

Date	Reference	Description	Account	Unit	Debit	Credit
01/03/2018	010318	INTEREST	Wilsons / 60400/Wil	0.00	3.19	0.00
			Wilsons / 25000/Wil	0.00	0.00	3.19
28/02/2018	280218	PL8 DIVIDEND	Wilsons / 60400/Wil	0.00	45.00	0.00
			Plato / 23900/PL	0.00	0.00	45.00
28/02/2018	71599845	CREDIT	Bank - / 60400/Ba	0.00	1.72	0.00
			Bank - / 25000/Ba	0.00	0.00	1.72
20/02/2018	null	BLUESKY	Bank - / 60400/W	0.00	1,000.12	0.00
			Blue Sky / 23800/BS	0.00	0.00	1,000.12
20/02/2018		PYMT Herd	Bank - / 60400/W	0.00	0.00	1,000.00
			Sundry / 88000	0.00	1,000.00	0.00
19/02/2018	null	Asteron Life	Bank - / 60400/W	0.00	0.00	622.12
			(Life / 39000/GA	0.00	622.12	0.00
19/02/2018	null	System	(Life / 53920/GA	0.00	622.12	0.00
			(Income / 53330/GA	0.00	0.00	93.32
			Profit/Loss / 49000	0.00	0.00	528.80
19/02/2018	190218	MFS Global	Wilsons / 60400/Wil	0.00	0.00	12,000.00
			Mfs / 74700/ET	4,857.00	12,000.00	0.00
15/02/2018	150218	VVR DISTRI	Wilsons / 60400/Wil	0.00	363.00	0.00
			Viva / 23800/VV	0.00	0.00	363.00
15/02/2018	150218	PL8 SHARES	Wilsons / 60400/Wil	0.00	10,675.25	0.00
			Plato / 77600/PL	(10,000.00)	0.00	11,000.00
			Changes in / 24700	0.00	324.75	0.00
15/02/2018	150218	Unrealised Gain	Plato / 77600/PL	0.00	50.00	0.00
			Changes in / 24700	0.00	0.00	50.00
14/02/2018	140218	SYD	Wilsons / 60400/Wil	0.00	360.00	0.00
			Sydney / 23800/SY	0.00	0.00	360.00
14/02/2018	140218	Management				

Date	Reference	Description	Account	Unit	Debit	Credit
			Wilsons / 60400/Wil	0.00	0.00	572.30
			Manageme / 37603	0.00	572.30	0.00
14/02/2018	140218	GST	Wilsons / 60400/Wil	0.00	0.00	57.23
			Manageme / 37603	0.00	57.23	0.00
12/02/2018	null	System	(Life / 53920/GA	0.00	285.87	0.00
			(Income / 53330/GA	0.00	0.00	42.88
			Profit/Loss / 49000	0.00	0.00	242.99
12/02/2018	null	Asteron Life	Bank - / 60400/W	0.00	0.00	285.87
			(Life / 39000/GA	0.00	285.87	0.00
09/02/2018	null	BPAY TAX	Bank - / 60400/W	0.00	0.00	3,829.65
			(Division / 48100/GA	0.00	3,829.65	0.00
09/02/2018	null	System	(Division / 51900/GA	0.00	3,829.65	0.00
			Profit/Loss / 49000	0.00	0.00	3,829.65
01/02/2018	010218	INTEREST	Wilsons / 60400/Wil	0.00	4.79	0.00
			Wilsons / 25000/Wil	0.00	0.00	4.79
31/01/2018		INTEREST PAID	Bank - / 60400/Ba	0.00	0.00	0.31
			Bank - / 25000/Ba	0.00	0.00	0.31
31/01/2018	310118	PL8 DIVIDEND	Wilsons / 60400/Wil	0.00	45.00	0.00
			Plato / 23900/PL	0.00	0.00	45.00
31/01/2018		INTEREST	Bank - / 60400/W	0.00	0.00	6.15
			Interest / 37900	0.00	6.15	0.00
31/01/2018		CREDIT	Bank - / 60400/Ba	0.00	2.04	0.00
			Bank - / 25000/Ba	0.00	0.00	2.04
23/01/2018	null	BPAY QLD	Bank - / 60400/W	0.00	0.00	327.04
			Water / 42600	0.00	327.04	0.00
19/01/2018	null	SBSCH	Bank - / 60400/W	0.00	438.46	0.00
			(Contributi / 24200/GA	0.00	0.00	438.46

Date	Reference	Description	Account	Unit	Debit	Credit
19/01/2018	190118	IVV DIVIDEND	Wilsons / 60400/Wil	0.00	75.14	0.00
			Ishares / 23900/IV	0.00	0.00	75.14
19/01/2018	null	System	Profit/Loss / 49000	0.00	372.69	0.00
			(Contributi / 53800/GA	0.00	65.77	0.00
			(Contributi / 52420/GA	0.00	0.00	438.46
17/01/2018	null	System	(Life / 53920/GA	0.00	622.12	0.00
			(Income / 53330/GA	0.00	0.00	93.32
			Profit/Loss / 49000	0.00	0.00	528.80
17/01/2018	null	Asteron Life	Bank - / 60400/W	0.00	0.00	622.12
			(Life / 39000/GA	0.00	622.12	0.00
17/01/2018		PERSHING	Bank - / 60400/W	0.00	5,093.45	0.00
			Afterpay / 77600/AP	(785.00)	0.00	2,137.64
			Changes in / 24700	0.00	0.00	2,955.81
16/01/2018	160118	MGG DIVIDEND	Wilsons / 60400/Wil	0.00	600.00	0.00
			Magellan / 23800/M	0.00	0.00	600.00
15/01/2018	150118	Management	Wilsons / 60400/Wil	0.00	0.00	568.43
			Manageme / 37603	0.00	568.43	0.00
15/01/2018	150118	GST	Wilsons / 60400/Wil	0.00	0.00	56.84
			Manageme / 37603	0.00	56.84	0.00
15/01/2018		To record unit	Magellan / 78200/M	1,250.00	0.00	0.00
			Bank Data / 91000	0.00	0.00	0.00
15/01/2018	null	TFR Private	Bank - / 60400/W	0.00	6,122.00	0.00
			4/25 Mary / 28000/\$-	0.00	0.00	6,122.00
12/01/2018	null	OSR QLD	Bank - / 60400/W	0.00	0.00	6,108.75
			Land tax / 38500	0.00	6,108.75	0.00
11/01/2018	null	Asteron Life	Bank - / 60400/W	0.00	0.00	285.87
			(Life / 39000/GA	0.00	285.87	0.00

Date	Reference	Description	Account	Unit	Debit	Credit
11/01/2018	null	System	(Life / 53920/GA	0.00	285.87	0.00
			(Income / 53330/GA	0.00	0.00	42.88
			Profit/Loss / 49000	0.00	0.00	242.99
10/01/2018	null	TFR Private Ban	Bank - / 60400/Ba	0.00	0.00	740.00
			Bank - / 60400/W	0.00	740.00	0.00
01/01/2018	010118	INTEREST	Wilsons / 60400/Wil	0.00	17.53	0.00
			Wilsons / 25000/Wil	0.00	0.00	17.53
29/12/2017		CREDIT	Bank - / 60400/Ba	0.00	1.79	0.00
			Bank - / 25000/Ba	0.00	0.00	1.79
29/12/2017		INTEREST PAID	Bank - / 60400/Ba	0.00	0.00	0.74
			Bank - / 25000/Ba	0.00	0.00	0.74
29/12/2017	291217	PL8 DIVIDEND	Wilsons / 60400/Wil	0.00	45.00	0.00
			Plato / 23900/PL	0.00	0.00	45.00
28/12/2017	281217	PLS SHARE PUR	Wilsons / 60400/Wil	0.00	0.00	24,884.75
			Pilbara / 77600/PL	22,000.00	24,884.75	0.00
22/12/2017	221217	To record WBC	Westpac / 23900/W	0.00	0.00	797.12
			Westpac / 77600/W	25.00	797.12	0.00
20/12/2017	201217	ALL DIVIDEND	Wilsons / 60400/Wil	0.00	67.00	0.00
			Aristocrat / 23900/AL	0.00	0.00	67.00
19/12/2017	null	System	Profit/Loss / 49000	0.00	559.04	0.00
			(Contributi / 53800/GA	0.00	98.65	0.00
			(Contributi / 52420/GA	0.00	0.00	657.69
19/12/2017		BLUESKY	Bank - / 60400/W	0.00	14.36	0.00
			Sundry / 26500/00	0.00	0.00	14.36
19/12/2017		BLUESKY	Bank - / 60400/W	0.00	34.06	0.00
			Sundry / 26500/00	0.00	0.00	34.06
19/12/2017	null	SBSCH				

Date	Reference	Description	Account	Unit	Debit	Credit
			Bank - / 60400/W	0.00	657.69	0.00
			(Contributi / 24200/GA	0.00	0.00	657.69
18/12/2017	181217	Unrealised Gain	Changes in / 24700	0.00	2,343.60	0.00
			SUN - / 77600/SU	0.00	0.00	2,343.60
18/12/2017	181217	SIV SHAES	Wilsons / 60400/Wil	0.00	12,510.30	0.00
			SIV - Silver / 77600/SI	(1,605.00)	0.00	15,870.53
			Changes in / 24700	0.00	3,360.23	0.00
18/12/2017	181217	Unrealised Gain	SIV - Silver / 77600/SI	0.00	3,881.18	0.00
			Changes in / 24700	0.00	0.00	3,881.18
18/12/2017	null	Asteron Life	Bank - / 60400/W	0.00	0.00	622.12
			(Life / 39000/GA	0.00	622.12	0.00
18/12/2017	null	System	(Life / 53920/GA	0.00	622.12	0.00
			(Income / 53330/GA	0.00	0.00	93.32
			Profit/Loss / 49000	0.00	0.00	528.80
18/12/2017	181217	SUN SHARES	Wilsons / 60400/Wil	0.00	14,916.75	0.00
			SUN - / 77600/SU	(1,050.00)	0.00	13,217.40
			Changes in / 24700	0.00	0.00	1,699.35
15/12/2017	151217	Management	Wilsons / 60400/Wil	0.00	0.00	553.04
			Manageme / 37603	0.00	553.04	0.00
15/12/2017	151217	GST	Wilsons / 60400/Wil	0.00	0.00	55.30
			Manageme / 37603	0.00	55.30	0.00
13/12/2017	131217	NAB DIVIDEND	Wilsons / 60400/Wil	0.00	338.58	0.00
			NAB - / 23900/NA	0.00	0.00	338.58
11/12/2017	null	System	(Life / 53920/GA	0.00	285.87	0.00
			(Income / 53330/GA	0.00	0.00	42.88
			Profit/Loss / 49000	0.00	0.00	242.99
11/12/2017	null	Asteron Life	Bank - / 60400/W	0.00	0.00	285.87

Date	Reference	Description	Account	Unit	Debit	Credit
			(Life / 39000/GA	0.00	285.87	0.00
08/12/2017	081217	To record ANZ	ANZ - / 23900/AN	0.00	0.00	730.40
			ANZ - / 77600/AN	25.00	730.40	0.00
06/12/2017		TFR Private	Bank - / 60400/W	0.00	5,675.00	0.00
			Sundry / 68000	0.00	0.00	5,675.70
			Bank / 31500	0.00	0.00	0.70
06/12/2017	null	TFR Rocket	Bank - / 60400/W	0.00	0.00	4,972.00
			Property / 41910	0.00	4,972.00	0.00
01/12/2017	011217	INTEREST	Wilsons / 60400/Wil	0.00	0.00	0.55
			Wilsons / 25000/Wil	0.00	0.00	0.55
30/11/2017	301117	PL8 DIVIDEND	Wilsons / 60400/Wil	0.00	45.00	0.00
			Plato / 23900/PL	0.00	0.00	45.00
30/11/2017		INTEREST	Bank - / 60400/W	0.00	0.00	0.67
			Interest / 37900	0.00	0.00	0.67
30/11/2017		CREDIT	Bank - / 60400/Ba	0.00	1.85	0.00
			Bank - / 25000/Ba	0.00	0.00	1.85
30/11/2017		INTEREST PAID	Bank - / 60400/Ba	0.00	3.36	0.00
			Bank - / 25000/Ba	0.00	0.00	3.36
22/11/2017	null	Non-	Zenitas / 77600/ZN	3,750.00	4,312.50	0.00
		Investment	/ 94910	0.00	0.00	4,312.50
22/11/2017	221117	To allocate ZNT	Zenitas / 77600/ZN	(3,750.00)	0.00	4,312.50
			Zenitas / 77600/ZN	3,750.00	4,312.50	0.00
22/11/2017		To take up	Income / 85000	0.00	389.00	0.00
			Rent / 62800	0.00	0.00	389.00
20/11/2017	null	TFR Private Ban	Bank - / 60400/Ba	0.00	0.00	1,000.00
			Bank - / 60400/W	0.00	1,000.00	0.00
17/11/2017	null	Asteron Life				

Date	Reference	Description	Account	Unit	Debit	Credit
			Bank - / 60400/W	0.00	0.00	622.12
			(Life / 39000/GA	0.00	622.12	0.00
17/11/2017	null	System	(Life / 53920/GA	0.00	622.12	0.00
			(Income / 53330/GA	0.00	0.00	93.32
			Profit/Loss / 49000	0.00	0.00	528.80
15/11/2017		ORIGIN ELEC	Bank - / 60400/W	0.00	0.00	558.93
			Sundry / 88000	0.00	558.93	0.00
15/11/2017	151117	PL8 DIVIDEND	Wilsons / 60400/Wil	0.00	45.00	0.00
			Plato / 23900/PL	0.00	0.00	45.00
14/11/2017	141117	Management	Wilsons / 60400/Wil	0.00	0.00	540.95
			Manageme / 37603	0.00	540.95	0.00
14/11/2017	141118	GST	Wilsons / 60400/Wil	0.00	0.00	54.09
			Manageme / 37603	0.00	54.09	0.00
14/11/2017		BPAY AUTOMIC	Bank - / 60400/W	0.00	0.00	4,312.50
			Investment / 94910	0.00	4,312.50	0.00
14/11/2017	null	TFR Private Ban	Bank - / 60400/Ba	0.00	0.00	4,000.00
			Bank - / 60400/W	0.00	4,000.00	0.00
13/11/2017	null	OSR QLD	Bank - / 60400/W	0.00	0.00	6,108.75
			Land tax / 38500	0.00	6,108.75	0.00
13/11/2017	null	Asteron Life	Bank - / 60400/W	0.00	0.00	285.87
			(Life / 39000/GA	0.00	285.87	0.00
13/11/2017	null	System	(Life / 53920/GA	0.00	285.87	0.00
			(Income / 53330/GA	0.00	0.00	42.88
			Profit/Loss / 49000	0.00	0.00	242.99
06/11/2017	null	TFR Private	Bank - / 60400/W	0.00	6,122.00	0.00
			4/25 Mary / 28000/\$-	0.00	0.00	6,122.00
02/11/2017	null	PYMT L1 Capital	Bank - / 60400/W	0.00	0.00	20,000.00

Date	Reference	Description	Account	Unit	Debit	Credit	
			L1 Capital / 78400/ET		15,960.41	20,000.00	0.00
01/11/2017	011117	INTEREST	Wilsons / 60400/Wil		0.00	4.19	0.00
			Wilsons / 25000/Wil		0.00	0.00	4.19
31/10/2017		CREDIT	Bank - / 60400/Ba		0.00	1.97	0.00
			Bank - / 25000/Ba		0.00	0.00	1.97
31/10/2017		INTEREST PAID	Bank - / 60400/Ba		0.00	6.28	0.00
			Bank - / 25000/Ba		0.00	0.00	6.28
27/10/2017	null	BPAY QLD	Bank - / 60400/W		0.00	0.00	274.10
			Water / 42600		0.00	274.10	0.00
25/10/2017	null	TFR Private	Bank - / 60400/W		0.00	6,122.00	0.00
			4/25 Mary / 28000/\$-		0.00	0.00	6,122.00
24/10/2017	241017	IVV DIVIDEND	Wilsons / 60400/Wil		0.00	76.47	0.00
			Ishares / 23900/IV		0.00	0.00	76.47
23/10/2017	null	TFR Private	Bank - / 60400/W		0.00	6,122.00	0.00
			4/25 Mary / 28000/\$-		0.00	0.00	6,122.00
23/10/2017		PYMT A Micalizz	Bank - / 60400/W		0.00	0.00	2,310.00
			Accountan / 30100		0.00	1,760.00	0.00
			Auditor's / 30700		0.00	550.00	0.00
20/10/2017	201017	ERADEN PTY	Wilsons / 60400/Wil		0.00	0.00	4,300.00
			Bank - / 60400/W		0.00	4,300.00	0.00
19/10/2017	191017	CVT SHARES	Wilsons / 60400/Wil		0.00	622.89	0.00
			CVT- / 77600/CV		(14,392.00)	0.00	5,999.83
			Changes in / 24700		0.00	5,376.94	0.00
19/10/2017	191017	Unrealised Gain	CVT- / 77600/CV		0.00	5,539.29	0.00
			Changes in / 24700		0.00	0.00	5,539.29
17/10/2017	null	System	(Life / 53920/GA		0.00	622.12	0.00
			(Income / 53330/GA		0.00	0.00	93.32

Date	Reference	Description	Account	Unit	Debit	Credit
			Profit/Loss / 49000	0.00	0.00	528.80
17/10/2017	null	Asteron Life	Bank - / 60400/W	0.00	0.00	622.12
			(Life / 39000/GA	0.00	622.12	0.00
16/10/2017	161017	Management	Wilsons / 60400/Wil	0.00	0.00	476.75
			Manageme / 37603	0.00	476.75	0.00
16/10/2017	161017	GST	Wilsons / 60400/Wil	0.00	0.00	47.67
			Manageme / 37603	0.00	47.67	0.00
13/10/2017	131017	CLS DIVIDEND	Wilsons / 60400/Wil	0.00	91.53	0.00
			CSL / 23900/CS	0.00	0.00	91.53
13/10/2017	131017	SEK DIVIDEND	Wilsons / 60400/Wil	0.00	141.75	0.00
			Seek / 23900/SE	0.00	0.00	141.75
13/10/2017	null	System	Profit/Loss / 49000	0.00	372.69	0.00
			(Contributi / 53800/GA	0.00	65.77	0.00
			(Contributi / 52420/GA	0.00	0.00	438.46
13/10/2017	null	SBSCH	Bank - / 60400/W	0.00	438.46	0.00
			(Contributi / 24200/GA	0.00	0.00	438.46
12/10/2017		ORIGIN ELEC	Bank - / 60400/W	0.00	0.00	435.41
			Sundry / 88000	0.00	435.41	0.00
12/10/2017	121017	MGG PUR	Wilsons / 60400/Wil	0.00	0.00	30,000.00
			Magellan / 78200/M	20,000.00	30,000.00	0.00
11/10/2017	null	Asteron Life	Bank - / 60400/W	0.00	0.00	285.87
			(Life / 39000/GA	0.00	285.87	0.00
11/10/2017	null	System	(Life / 53920/GA	0.00	285.87	0.00
			(Income / 53330/GA	0.00	0.00	42.88
			Profit/Loss / 49000	0.00	0.00	242.99
09/10/2017	null	BPAY ATO	Bank - / 60400/W	0.00	0.00	762.00
			Income / 85000	0.00	762.00	0.00

Date	Reference	Description	Account	Unit	Debit	Credit
03/10/2017	031017	SIV DIVIDEND	Wilsons / 60400/Wil	0.00	402.86	0.00
			SIV - Silver / 23900/SI	0.00	0.00	402.86
01/10/2017	011017	INTEREST	Wilsons / 60400/Wil	0.00	5.14	0.00
			Wilsons / 25000/Wil	0.00	0.00	5.14
29/09/2017		CREDIT	Bank - / 60400/Ba	0.00	1.79	0.00
			Bank - / 25000/Ba	0.00	0.00	1.79
29/09/2017		INTEREST PAID	Bank - / 60400/Ba	0.00	41.27	0.00
			Bank - / 25000/Ba	0.00	0.00	41.27
29/09/2017	null	TFR Private Ban	Bank - / 60400/Ba	0.00	0.00	10,000.00
			Bank - / 60400/W	0.00	10,000.00	0.00
29/09/2017	290917	CBA DIVIDEND	Wilsons / 60400/Wil	0.00	733.70	0.00
			Commonw / 23900/CB	0.00	0.00	733.70
29/09/2017	290917	ISU DIVIDEND	Wilsons / 60400/Wil	0.00	181.20	0.00
			ISU- Iselect / 23900/IS	0.00	0.00	181.20
29/09/2017	null	OSR QLD	Bank - / 60400/W	0.00	0.00	6,108.75
			Land tax / 38500	0.00	6,108.75	0.00
28/09/2017	null	BPAY DEFT	Bank - / 60400/W	0.00	0.00	1,269.64
			Body / 32601	0.00	1,269.64	0.00
28/09/2017	260917	HSO DIVIDEND	Wilsons / 60400/Wil	0.00	119.00	0.00
			Healthscop / 23900/HS	0.00	0.00	119.00
26/09/2017	260917	BHP DIVIDEND	Wilsons / 60400/Wil	0.00	333.58	0.00
			BHP / 23900/BH	0.00	0.00	333.58
26/09/2017	260917	SGR DIVIDEND	Wilsons / 60400/Wil	0.00	148.75	0.00
			The Star / 23900/SG	0.00	0.00	148.75
25/09/2017		BPAY pershing	Bank - / 60400/W	0.00	0.00	30,000.00
			Wilsons / 60400/Wil	0.00	30,000.00	0.00

Date	Reference	Description	Account	Unit	Debit	Credit
25/09/2017	null	TFR Private Ban	Bank - / 60400/Ba	0.00	0.00	30,000.00
			Bank - / 60400/W	0.00	30,000.00	0.00
20/09/2017	200917	SUN DIVIDEND	Wilsons / 60400/Wil	0.00	420.00	0.00
			SUN - / 23900/SU	0.00	0.00	420.00
18/09/2017	null	Asteron Life	Bank - / 60400/W	0.00	0.00	525.57
			(Life / 39000/GA	0.00	525.57	0.00
18/09/2017	null	System	(Life / 53920/GA	0.00	525.57	0.00
			(Income / 53330/GA	0.00	0.00	78.84
			Profit/Loss / 49000	0.00	0.00	446.73
15/09/2017	null	SBSCH	Bank - / 60400/W	0.00	657.69	0.00
			(Contributi / 24200/GA	0.00	0.00	657.69
15/09/2017	null	System	Profit/Loss / 49000	0.00	559.04	0.00
			(Contributi / 53800/GA	0.00	98.65	0.00
			(Contributi / 52420/GA	0.00	0.00	657.69
14/09/2017	null	System	Profit/Loss / 49000	0.00	372.69	0.00
			(Contributi / 53800/GA	0.00	65.77	0.00
			(Contributi / 52420/GA	0.00	0.00	438.46
14/09/2017	null	SBSCH	Bank - / 60400/W	0.00	438.46	0.00
			(Contributi / 24200/GA	0.00	0.00	438.46
14/09/2017	140917	Management	Wilsons / 60400/Wil	0.00	0.00	467.36
			Manageme / 37603	0.00	467.36	0.00
14/09/2017	140917	GST	Wilsons / 60400/Wil	0.00	0.00	46.74
			Manageme / 37603	0.00	46.74	0.00
13/09/2017	null	BPAY BCC	Bank - / 60400/W	0.00	0.00	4,978.00
			Property / 41910	0.00	4,978.00	0.00
11/09/2017		ORIGIN ELEC	Bank - / 60400/W	0.00	0.00	385.34
			Sundry / 88000	0.00	385.34	0.00

Date	Reference	Description	Account	Unit	Debit	Credit
11/09/2017	null	System	(Life / 53920/GA	0.00	245.54	0.00
			(Income / 53330/GA	0.00	0.00	36.83
			Profit/Loss / 49000	0.00	0.00	208.71
11/09/2017	null	Asteron Life	Bank - / 60400/W	0.00	0.00	245.54
			(Life / 39000/GA	0.00	245.54	0.00
01/09/2017	010917	INTEREST	Wilsons / 60400/Wil	0.00	3.70	0.00
			Wilsons / 25000/Wil	0.00	0.00	3.70
31/08/2017	null	TFR Private	Bank - / 60400/W	0.00	6,122.00	0.00
			4/25 Mary / 28000/\$-	0.00	0.00	6,122.00
31/08/2017		CREDIT	Bank - / 60400/Ba	0.00	1.91	0.00
			Bank - / 25000/Ba	0.00	0.00	1.91
31/08/2017		INTEREST PAID	Bank - / 60400/Ba	0.00	49.73	0.00
			Bank - / 25000/Ba	0.00	0.00	49.73
29/08/2017	null	PREMIER	Bank - / 60400/W	0.00	0.00	395.00
			Premier / 37500/00	0.00	395.00	0.00
24/08/2017		ATO	Bank - / 60400/W	0.00	5,000.00	0.00
			Sundry / 88000	0.00	0.00	5,000.00
21/08/2017	null	SBSCH	Bank - / 60400/W	0.00	438.46	0.00
			(Contributi / 24200/GA	0.00	0.00	438.46
21/08/2017	null	System	Profit/Loss / 49000	0.00	372.69	0.00
			(Contributi / 53800/GA	0.00	65.77	0.00
			(Contributi / 52420/GA	0.00	0.00	438.46
17/08/2017	null	Asteron Life	Bank - / 60400/W	0.00	0.00	525.57
			(Life / 39000/GA	0.00	525.57	0.00
17/08/2017	null	System	(Life / 53920/GA	0.00	525.57	0.00
			(Income / 53330/GA	0.00	0.00	78.84
			Profit/Loss / 49000	0.00	0.00	446.73

Date	Reference	Description	Account	Unit	Debit	Credit
14/08/2017	140817	GST	Wilsons / 60400/Wil	0.00	0.00	46.88
			Manageme / 37603	0.00	46.88	0.00
14/08/2017	140817	Mfs	Wilsons / 60400/Wil	0.00	224.80	0.00
			Mfs / 61800/ET	0.00	0.00	224.80
14/08/2017	140817	SYD DISTRI	Wilsons / 60400/Wil	0.00	330.00	0.00
			Sydney / 23800/SY	0.00	0.00	330.00
14/08/2017	140817	Management	Wilsons / 60400/Wil	0.00	0.00	468.85
			Manageme / 37603	0.00	468.85	0.00
11/08/2017	null	Asteron Life	Bank - / 60400/W	0.00	0.00	245.54
			(Life / 39000/GA	0.00	245.54	0.00
11/08/2017	null	System	(Life / 53920/GA	0.00	245.54	0.00
			(Income / 53330/GA	0.00	0.00	36.83
			Profit/Loss / 49000	0.00	0.00	208.71
11/08/2017	110817	VVR DISTRI	Wilsons / 60400/Wil	0.00	363.00	0.00
			Viva / 23800/VV	0.00	0.00	363.00
10/08/2017		ORIGIN ELEC	Bank - / 60400/W	0.00	0.00	453.71
			Sundry / 88000	0.00	453.71	0.00
10/08/2017	null	TFR Private Ban	Bank - / 60400/Ba	0.00	0.00	1,200.00
			Bank - / 60400/W	0.00	1,200.00	0.00
07/08/2017	null	BPAY BCC	Bank - / 60400/W	0.00	0.00	4,999.45
			Property / 41910	0.00	4,999.45	0.00
07/08/2017	null	TFR Private Ban	Bank - / 60400/Ba	0.00	0.00	3,600.00
			Bank - / 60400/W	0.00	3,600.00	0.00
01/08/2017	010817	INTEREST	Wilsons / 60400/Wil	0.00	11.40	0.00
			Wilsons / 25000/Wil	0.00	0.00	11.40
31/07/2017		CREDIT	Bank - / 60400/Ba	0.00	1.91	0.00

Date	Reference	Description	Account	Unit	Debit	Credit
			Bank - / 25000/Ba	0.00	0.00	1.91
31/07/2017		INTEREST PAID	Bank - / 60400/Ba	0.00	55.20	0.00
			Bank - / 25000/Ba	0.00	0.00	55.20
31/07/2017	310717	MGE - Distbn	Wilsons / 60400/Wil	0.00	300.00	0.00
			MGE- / 61800/M	0.00	0.00	300.00
31/07/2017	null	BPAY QLD	Bank - / 60400/W	0.00	0.00	274.53
			Water / 42600	0.00	274.53	0.00
31/07/2017		PYMT A Micalizz	Bank - / 60400/W	0.00	0.00	275.00
			Accountan / 30100	0.00	275.00	0.00
27/07/2017	null	PYMT Bluesky	Bank - / 60400/W	0.00	0.00	20,000.00
			Blue Sky / 78400/BS	20,000.00	20,000.00	0.00
27/07/2017	null	TFR Private Ban	Bank - / 60400/Ba	0.00	0.00	20,000.00
			Bank - / 60400/W	0.00	20,000.00	0.00
25/07/2017	250717	IVV DIVIDEND	Wilsons / 60400/Wil	0.00	34.45	0.00
			Ishares / 23900/IV	0.00	0.00	34.45
20/07/2017	200717	MGE FUND	Wilsons / 60400/Wil	0.00	0.00	9,960.75
			MGE- / 74700/M	3,600.00	9,960.75	0.00
20/07/2017		BPAY pershing	Bank - / 60400/W	0.00	0.00	12,000.00
			Wilsons / 60400/Wil	0.00	12,000.00	0.00
20/07/2017	200717	iShares Core	Wilsons / 60400/Wil	0.00	0.00	10,037.87
			Ishares / 77600/IV	32.00	10,037.87	0.00
17/07/2017	null	Asteron Life	Bank - / 60400/W	0.00	0.00	525.57
			(Life / 39000/GA	0.00	525.57	0.00
17/07/2017	null	System	(Life / 53920/GA	0.00	525.57	0.00
			(Income / 53330/GA	0.00	0.00	78.84
			Profit/Loss / 49000	0.00	0.00	446.73
14/07/2017		BPAY TAX				

Date	Reference	Description	Account	Unit	Debit	Credit
			Bank - / 60400/W	0.00	0.00	747.00
			Income / 85000	0.00	747.00	0.00
14/07/2017	140717	Management	Wilsons / 60400/Wil	0.00	0.00	444.46
			Manageme / 37603	0.00	444.46	0.00
14/07/2017	140718	GST	Wilsons / 60400/Wil	0.00	0.00	44.45
			Manageme / 37603	0.00	44.45	0.00
11/07/2017	null	Asteron Life	Bank - / 60400/W	0.00	0.00	245.54
			(Life / 39000/GA	0.00	245.54	0.00
11/07/2017		ORIGIN ELEC	Bank - / 60400/W	0.00	0.00	456.20
			Sundry / 88000	0.00	456.20	0.00
11/07/2017	null	System	(Life / 53920/GA	0.00	245.54	0.00
			(Income / 53330/GA	0.00	0.00	36.83
			Profit/Loss / 49000	0.00	0.00	208.71
07/07/2017	null	TFR Private	Bank - / 60400/Ba	0.00	70,000.00	0.00
			Bank - / 60400/W	0.00	0.00	70,000.00
06/07/2017	060717	Unrealised Gain	Changes in / 24700	0.00	1,416.78	0.00
			Afterpay / 77600/AF	0.00	0.00	1,416.78
06/07/2017	060717	Unrealised Gain	Touchcorp / 77600/TC	0.00	1,615.75	0.00
			Changes in / 24700	0.00	0.00	1,615.75
06/07/2017	060717	To process	Afterpay / 77600/AF	(4,167.00)	0.00	10,000.80
			Touchcorp / 77600/TC	(3,700.00)	0.00	7,794.75
			Afterpay / 77600/AP	6,535.00	17,795.55	0.00
05/07/2017	050717	NAB DIVIDEND	Wilsons / 60400/Wil	0.00	338.58	0.00
			NAB - / 23900/NA	0.00	0.00	338.58
04/07/2017	040717	To record WBC	Westpac / 23900/W	0.00	0.00	772.68
			Westpac / 77600/W	26.00	772.68	0.00
03/07/2017	030717	ALL DIVIDEND	Wilsons / 60400/Wil	0.00	46.90	0.00

Date	Reference	Description	Account	Unit	Debit	Credit
			Aristocrat / 23900/AL	0.00	0.00	46.90
03/07/2017	030717	To record ANZ	ANZ - / 23900/AN	0.00	0.00	710.40
			ANZ - / 77600/AN	25.00	710.40	0.00
01/07/2017	010717	Fund ledger	(Opening / 50010/GA	0.00	0.00	160,962.80
			(Contributi / 52420/GA	0.00	35,000.00	0.00
			(Share of / 53100/GA	0.00	153,672.35	0.00
			(Contributi / 53800/GA	0.00	0.00	5,249.99
			(Income / 53330/GA	0.00	0.00	16,069.03
			(Life / 53920/GA	0.00	0.00	6,390.53
			(Opening / 50010/GA	0.00	0.00	209,156.49
			(Contributi / 52420/GA	0.00	7,051.28	0.00
			(Share of / 53100/GA	0.00	231,906.94	0.00
			(Contributi / 53800/GA	0.00	0.00	1,057.68
			(Income / 53330/GA	0.00	0.00	25,158.54
			(Life / 53920/GA	0.00	0.00	3,585.51
			Income / 85000	0.00	13,608.85	0.00
			Income / 85000	0.00	0.00	11,313.62
			Income / 85000	0.00	0.00	54.23
			Income / 85000	0.00	0.00	2,241.00
01/07/2017	010717	Interest	Wilsons / 60400/Wil	0.00	23.65	0.00
			Wilsons / 25000/Wil	0.00	0.00	23.65

Cost & Income Statement

From 1 Jul 2017 to 30 Jun 2018

01

Your Account: The Ross Galloway S/F
Account Number: W1506878
Your Adviser: David Thompson
Branch: Brisbane
Telephone: 07 3212 1327
Email: David.Thompson@wilsonsadvisory.com.au

Opening Cost Balance		217,323.01
PLUS Capital Gains/Losses		34,207.88
PLUS Income		
Non Trust Income	8,760.55	
Trust Income	4,385.01	
less Tax Deferred Income	- 334.09	12,811.47
LESS Expenses		- 6,990.49
PLUS Capital Additions/Withdrawals		
Capital Additions	46,331.78	
less Capital Withdrawals	- 9,393.45	36,938.33
PLUS Change in Dividends Receivable (Non-Trusts)		
Closing Dividends Receivable	2,054.37	
less Opening Dividends Receivable	- 1,903.01	151.36
PLUS DRP Adjustments		- 0.06
Closing Cost Balance (Calculated)		294,441.50
Closing Cost Balance (per Portfolio Valuation)		294,441.50
Difference		0.00

Guide to Benchmarks

Benchmarks are used to compare the performance of an investor's portfolio to the market. As investors have different investment objectives and risk profiles, no one benchmark is appropriate for all portfolios. Therefore specific benchmarks are used for similar portfolios. The benchmark used will depend on the classification of the portfolio.

The proportion, or weighting, of the asset types held in each portfolio classification is determined once a year and represents the target asset allocation for the portfolio classification.

Within Wilsons, clients' portfolios are classified into one of the classifications shown below with corresponding target asset weightings:

Asset Type	Benchmark Classifications					
	Australian Equities	High Growth	Growth	Balanced	Moderate	Defensive
Cash	3%	2%	2%	5%	10%	20%
Fixed Interest – Domestic	0%	5%	15%	25%	35%	50%
Fixed Interest – International	0%	0%	0%	0%	0%	0%
Equity – Domestic	97%	59%	55%	48%	37%	20%
Equity – International	0%	34%	28%	22%	18%	10%
Total	100%	100%	100%	100%	100%	100%

It should be noted that asset allocations within individual portfolios will vary from the target asset allocation depending on each clients' circumstances.

Each asset type can be represented by an Index, published by independent groups and recognised within the industry. The appropriate Index for each asset type is as follows:

Asset Type	Index
Cash	30 Day Bank Bill Swap Rate
Fixed Interest – Domestic	Bloomberg Treasury Index 0-5 Year Maturity
Fixed Interest – International	Vanguard International (Hedged) Exchange Traded Fund
Equity – Domestic	S&P/ASX 300 Accumulation Index
Equity – International	MSCI World Index (ex Australia) in Australian dollars

The benchmarks used for each portfolio classification have been calculated using the Index results and the relevant target asset weightings.

The benchmark performance shown is for comparative purposes and represents a benchmark return for your portfolio classification. The relevant benchmark can be used as a measure of whether your portfolio manager has outperformed the market.

Glossary of Terms

Additions and Withdrawals Report	Outlines all transfers of cash and securities during the reporting period. The Cost Amount represents the historic cost attributed to the item, while the Market Value is the item's value at the date of transfer.
Applications Accrual Account	Monies applied to equity market capital raisings (i.e. floats, share purchase plans) pending final allocation of actual holdings by the respective share registry.
Assessable Capital Gains - Discount Method Gross/Net Gain	This is the Discount Capital Gain calculated under ITAA97 Subdiv 115-A (sec 115-5 to 115-55) which stipulates that to be a discount capital gain, a capital gain must, amongst other things: <ul style="list-style-type: none"> ▪ result from a CGT event (i.e. sale) happening after 21 September 1999; ▪ be calculated without the cost base being indexed; and ▪ result from a CGT event happening to a CGT asset owned by the taxpayer for at least 12 months. <p>Gross Gain is reduced by:</p> <ul style="list-style-type: none"> ▪ 50% if the gain is made by an individual or a trust; or ▪ 33% if the gain is made by a complying superannuation entity, an FHSA trust or a life insurance company to give the Net taxable Gain.
Assessable Capital Gains - Index/Disc. Method not Avail	This represents the Capital Gain in respect of assets purchased post 21 September 1999, which do not qualify for the Discount Method above.
Assessable Capital Gains - Indexation Method Net Gain	This represents the Capital Gain (indexed for inflation) on the investment as calculated under the old Capital Gains Tax rules.
Cash	This is the operating ledger for the portfolio and is used to settle all transactions including purchases, sales, interest income, etc. The balance of this account is automatically transferred to the Cash Management Account to ensure interest is received at money market rates. This account may have small balances representing unsettled purchases or sales, which are reconciled for end of year reports.
Cash Management Account	An interest bearing account that earns interest at overnight money market rates.
Corporate Actions Report	A summary of all actions taken by a company relating to the entity's securities. Examples of corporate actions include mergers, right issues, bonus issues, name or code changes and capital returns.
Cost & Income Reconciliation	Provides a reconciliation of the aspects in this report that impact the cost of the holdings.
Cost Bases not provided	If Cost Bases for holdings have not been provided, the Realised Capital Gains/Losses Report and the Portfolio Appraisal's unit and total cost will not be accurate. A default purchase date of 01-01-1993 will be shown if actual date is unknown.
Dividend Reinvestment Plan	This account outlines the dividends paid and re-invested.
Distribution Accrual Account	This account reflects outstanding dividends/trust distributions which are receivable to the portfolio either as a result of a dividend/trust distribution being announced and not payable at the time of the report, or dividends/trust distributions that are payable and for which we are awaiting the receipt of funds from the company or their share registry.
Indexed CGT Cost Base	This is the original purchase cost indexed for inflation (as allowed under CGT rules).
Income Statements	Non-Trust Holdings contain the breakdown of franked and unfranked dividends, interest, foreign income, withholding tax payable and imputation credits from non-trust holdings for the reporting period. Trust Distributions report contains the breakdown of income and tax credits received from trust holdings by way of distribution. For distributions from trust that were declared in the current financial year but are not payable until the following financial year, the amount of the distribution will be included as an accrual in the Distribution Accrual Account. This amount will be balanced once the distribution from the trust is actually received. Annual Tax Statements for trust holdings are posted separately. These should be used in conjunction with the Income Statement - Trust Distributions report for the preparation of your taxation return.
Non-Assessable Gains/Losses	This represents gains or losses on assets that were purchased prior to 20 September 1985 and are therefore exempt from any CGT liability. This also represents gains on Pooled Development Funds (PDFs) which are tax exempt.

Glossary of Terms (cont.)

Portfolio Performance	The method used for calculating performance is the Time Weighted Return, which is required by the Association for Investment Management and Research (AIMR). A Time Weighted Return compounds the performance of each period, giving each period equal weight regardless of the amount invested.
Reduced CGT Cost Base	This is the original purchase cost adjusted for events such as a return of capital, tax deferred amounts or second purchase instalments on partly paid securities.
Dates	Settlement Date: Date for actual cash settlement of the investment. Trade Date: Date of purchase/sale (i.e. contract date) for CGT purposes

Disclaimers

Important Information / Disclaimer	This report is published by Wilsons based on the facts known at the time of preparation and the data obtained from the sources believed to be reliable. Wilsons provides no warranty of the completeness, accuracy and reliability in relation to any information contained in this report. To the extent permitted by law, Wilsons does not accept any liability, whether direct or indirect, arising from the use of this information.
Historical Cost Base Information	Correct capital gains reporting can be achieved if accurate cost base data is provided, otherwise the default acquisition date will be 01-01-1993 with a zero cost base. The data contained in this report is based upon information provided to Wilsons which has not been independently verified and Wilsons does not make any warranty as to its completeness or accuracy. The pricing information contained in this report is based solely on public information which has not been verified by Wilsons. The pricing information in this report may not be accurate particularly if the investment is not an Australian listed financial product.
Foreign Income Tax Offsets on Foreign Listed Securities	On foreign dividends paid to Australian residents for foreign listed securities, foreign income tax offsets will be calculated based on the tax treaty between Australia and the security's country of domicile. For countries with no current tax treaty with Australia, the default rate of 30% will be applied.
Dividends / Corporate Actions	Wilsons endeavours to provide its clients with the most reliable data possible. Wilsons notes the dividends set out in this report are correct based on the information available at the time including the estimates / accrual for future income. Distribution components will be updated when they are released and may affect the cost base of the security. Any Corporate Action in this portfolio has been applied correctly based on the information at the time. Amendments may occur when class rulings are released or when more information is released. Please note that these may have an effect on opening/closing balances of previous reports.
External or Unlisted Holdings	If a portfolio has any investments held externally or which are not an Australian listed financial product, the information on those holdings will be sourced from a third party and has not been independently verified. Wilsons does not make any warranty as to its accuracy and completeness.



35

0042-988420-000145

ERADEN PTY LTD
 THE SUPERANNUATION FUND
 C/- MARY STREET DENTAL
 U 4 25 MARY ST
 BRISBANE CITY QLD 4000



Your electricity bill

27 Jun 17 - 26 Jul 17

U 4 LOT 14 25 MARY ST BRISBANE CITY QLD 4000

YOUR ACCOUNT DETAILS

Account number
400 000 417 628

Tax invoice
113 001 172 959

Issue date
27 Jul 17

Total amount due
See the Account Summary on page 2

DUE DATE

10 Aug 17
DIRECT DEBIT: 10 Aug 17

\$12.00 fee may apply if paid after due date

AMOUNT DUE

\$453.71

YOUR ENERGY PLAN

BusinessSaver ending 20 Nov 17
 Exit fees may apply during this period

Benefits available on this energy plan
 Guaranteed usage discount (15%)


YOUR USAGE SUMMARY

Average cost per day **\$15.07**
 Average daily usage **53.03 kWh**
 Same time last year **48.00 kWh**

10.48% increase
 in usage since last year

Your indicative greenhouse gas emissions
 Total for this bill **1.5 tonnes**
 Same time last year **1.3 tonnes**
 Saved with GreenPower **N/A**

For more information on greenhouse gas emissions visit
originenergy.com.au



NEED TO GET IN TOUCH?

Enquiries & moving address: 1300 661 544
 8 am - 6 pm local time Mon - Fri

Supply faults: 13 62 62
 Call Energex 24 hrs

Emergencies: 13 19 62
 Call Energex 24 hrs

FIND OUT MORE

originenergy.com.au

HOW TO PAY



DIRECT DEBIT

Register online at originenergy.com.au/busmyaccount or call **1300 661 544** to arrange automatic payment of future accounts*



VISA OR MASTERCARD**

Call **1300 658 783** or visit originenergy.com.au/buspaynow

Billers Code: 41
Ref: 400 000 417 628



MAIL

Send this slip with your cheque made payable to: Origin Energy Holdings Limited, PO Box 15848 City East Qld 4002



IN PERSON*

Pay by cash, eftpos or card* at any Post Office

Billpay Code: 2959
Ref: 1400 0004 1762 8



TELEPHONE & INTERNET BANKING - BPAY®

Contact your bank or financial institution to make this payment from your cheque, savings, debit, credit card* or transaction account. More info: www.bpay.com.au

Billers Code: 130112
Ref: 400 000 417 628

*Visa or MasterCard payments may incur a processing fee of 0.37% (incl GST) of the total payment amount. This will be shown on your next bill. Some exemptions and payment limits may apply.
 **Payment processing fee of \$2.00 (incl GST) may apply.
 Origin Energy Electricity Ltd ABN 33 071 052 287



E-145 S-310 L-619

ACCOUNT SUMMARY

Previous activity	
Opening balance	\$456.20
Payments received	\$456.20 CR
Balance carried forward	\$0.00
Your new charges	
Other charges and adjustments (incl GST of \$0.16)	\$1.75
Total electricity charges - incl discounts and rebates (incl GST of \$41.09)	\$451.96
Total amount due	\$453.71
<i>(incl net GST charges of \$41.25)</i>	

PAYMENTS RECEIVED

11 Jul 17	Direct Debit - Bank Account	\$456.20 CR
Total		\$456.20 CR

OTHER CHARGES AND ADJUSTMENTS

27 Jul 17	Paper Bill Fee (incl GST of \$0.16)	\$1.75
Total (incl GST of \$0.16)		\$1.75

TOTAL ELECTRICITY CHARGES

Your site details

Supply address
U 4 LOT 14 25 MARY ST BRISBANE CITY
QLD 4000

Meter read
Actual

National Meter Identifier (NMI)
QB061435558

Last meter read date
26 Jul 17

Next scheduled read date
25 Aug 17 (+/- 2 business days)

Period: 27 Jun 17 - 26 Jul 17 (30 days)

Your rate: General Supply

Meter no	Usage type	Previous read	Current read	Usage (kWh)
117803	Peak	27459 (A)	27950 (A)	491
117810	Peak	23312 (A)	24060 (A)	748
117848	Peak	95016 (A)	95368 (A)	352
(A = Actual, E = Estimated)			Total kWh	1591

Usage (kWh) Charge Amount

27 Jun 17 - 30 Jun 17 (4 days)

Charges

Peak Usage	210	25.88 c/kWh	\$54.35
Supply Charge		140.70 c/Day	\$5.63

Continued on the next page...

NEED TO GET IN TOUCH?

Moving address?

Go online
originenergy.com.au/busmovers
(allow 3 business days notice)

Contact us

We're happy to help - any questions or complaints:

- My Account login
originenergy.com.au/busmyaccount
- Call us **1300 661 544**
(8 am - 6 pm local time Mon - Fri)
- Go online
originenergy.com.au/buscontact
- Write to us (no payments) **Origin Energy Business Centre, GPO Box 186, Melbourne VIC 3001**

Solar and Home Products

For Solar Power, Emergency Hot Water (24/7), Heating and Cooling Products. Sales, installation, service and solar billing enquiries call **1300 791 468**.

National Relay Service

If you have a hearing or speech impairment, contact us through the National Relay Service. For more information, visit www.relayservice.gov.au

Need an interpreter?

Call 1300 137 427

خدمة الترجمة الهاتفية للغات غير الإنكليزية.

Servicio Telefónico de Intérpretes para otros idiomas.

Per lingue oltre all'inglese contattate il Servizio

d'Interpretariato Telefonico

Dịch vụ thông dịch qua điện thoại cho những ngôn ngữ

khác không phải tiếng Anh.

Τηλεφωνική Υπηρεσία Διαμεγμένων για άλλες γλώσσες εκτός της αγγλικής.

非英語語言電話傳譯服務。



PAYMENT SLIP



*2959 1 400000417628

Trancode	User code	Customer reference number
831	067222	000400000417628

Debited on

10 / Aug / 17

Amount due

\$ 453.71

<0000045371>

<067222>

<000400000417628> >

...Continued from the previous page

Discounts and Rebates

Guaranteed usage discount (15%) \$8.15 CR

	Usage (kWh)	Charge	Amount
--	--------------------	---------------	---------------

1 Jul 17 - 26 Jul 17 (26 days): price change

Charges

Peak Usage	1381	27.63 c/kWh	\$381.57
Supply Charge		133.49 c/Day	\$34.71

Discounts and Rebates

Guaranteed usage discount (15%) \$57.24 CR

Total for period 27 Jun 17 - 26 Jul 17 (excl GST) \$410.87

Total electricity charges

Charges less discounts and rebates \$410.87

GST \$41.09

Your total electricity charges (incl GST) \$451.96

Account number
400 000 417 628

Tax invoice
113 001 172 959

Issue date
27 Jul 17



YOUR SITE DETAILS

Supply address
U 4 LOT 14 25 MARY ST BRISBANE CITY
QLD 4000

National Meter Identifier (NMI)
QB061435558

Meter read
Actual

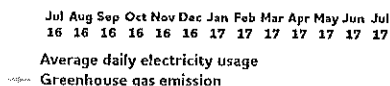
Last meter read date
26 Jul 17

Next scheduled read date
25 Aug 17 (+/- 2 business days)

YOUR USAGE BREAKDOWN

Average cost per day	\$15.07	kWh	Tonnes
Average daily usage	53.03 kWh	• 85.7	2.44 •
Same time last year	48.00 kWh	• 64.3	1.83 •
Your indicative greenhouse gas emissions		• 42.8	1.22 •
Total for this bill	1.5 tonnes	• 21.4	0.61 •
Same time last year	1.3 tonnes		
Saved with GreenPower	N/A		

For more information on greenhouse gas emissions visit originenergy.com.au.




Important Information

We changed our electricity charges for most Queensland customers on 1 July 2017 (excludes Predictable Plan). You'll see any new charges on this bill. Find out more at originenergy.com.au/qldpricechange

On 1 July 2017 our solar feed-in tariffs increased. Solar customers (except for Solar Boost) can see the change on this bill. If you're a Solar Boost customer we'll send you a new offer in July. Jump onto originenergy.com.au/solarfitqld for more.



E-145 S-311 1-821



TAX INVOICE

Paula Galloway
Upper Lancaster St,
ALBION 4010

Ph: 0419 677 670
E: paula@marystreetdental.com

INVOICE: 2721
DATE: 22 Jul 2017
DUE: 29 Jul 2017

REFERENCE: Power St, Norman Park

Description	Amount
18/07/17 - Electrical work at Power St, Norman Park:	
Investigate Oven issue - oven not heating. Found that the plastic buttons for the digital timer had been damaged and not responding correctly. Set time on clock and oven returned to normal operation.	
Investigate faulty hot water system - found thermostat to be faulty and element to have a small fault present. Replaced thermostat. Tried replacing element but bolts were too corroded to enable clean removal of element. Re-energised system and tested for heating.	\$250.00
NOTE: Advised owner that the system is significantly corroded and will require replacing in the near future.	
22/07/17 - Connect new replacement hot water system. Extend cable to new unit. Connect circuit. Re-energise and test for heating - All OK.	\$200.00
<p><i>* CERTIFICATE OF TEST: All electrical work performed by I E Ollington Electrical Pty Ltd has been tested in accordance with the prescribed procedure and such work complies in every aspect with the requirements of the Electricity Act 2002</i></p> <p><i>*This CERTIFICATE OF TEST applies only to work carried out by I E Ollington Electrical Pty Ltd which is outlined on this or previous invoices. Any work not outlined is not insured by I E Ollington Electrical Pty Ltd Electrical contractor's licence.</i></p>	
	Subtotal \$450.00
	Total GST 10% \$45.00
	Invoice Total \$495.00
	Total Net Payments \$0.00
	Amount Due \$495.00

**This is a payment claim made under the Building and Construction industry payments act 2004*

Electronic Transfer:

Name: IE & RE Ollington Family Trust
BSB: 064 180 Account No: 1033 5515
Ref: Please use Invoice No.

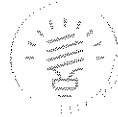
INVOICE: 2721
AMOUNT DUE: \$495.00



35

0042-993450-000028

ERADEN PTY LTD
THE SUPERANNUATION FUND
C/- MARY STREET DENTAL
U 4 25 MARY ST
BRISBANE CITY QLD 4000



Energex is ALWAYS supplier
20%
27 Jul 17 - 24 Aug 17

Your electricity bill

U 4 LOT 14 25 MARY ST BRISBANE CITY QLD 4000

YOUR ACCOUNT DETAILS	DUE DATE	AMOUNT DUE
Account number 400 000 417 628 Tax invoice 143 001 123 760 Issue date 28 Aug 17 Total amount due See the Account Summary on page 2	11 Sep 17 DIRECT DEBIT: 11 Sep 17 \$12.00 fee may apply if paid after due date	\$385.34

YOUR ENERGY PLAN	YOUR USAGE SUMMARY																				
BusinessSaver ending 20 Nov 17 Exit fees may apply during this period Benefits available on this energy plan Guaranteed usage discount (15%)	<table border="0"> <tr> <td>Average cost per day</td> <td>\$13.23</td> <td rowspan="3">5.71% increase in usage since last year </td> </tr> <tr> <td>Average daily usage</td> <td>45.52 kWh</td> </tr> <tr> <td>Same time last year</td> <td>43.06 kWh</td> </tr> <tr> <td colspan="3">Your indicative greenhouse gas emissions</td> </tr> <tr> <td>Total for this bill</td> <td>1.2 tonnes</td> <td rowspan="3"> 43.06 kWh LAST YEAR </td> </tr> <tr> <td>Same time last year</td> <td>1.3 tonnes</td> </tr> <tr> <td>Saved with GreenPower</td> <td>N/A</td> </tr> <tr> <td colspan="3"> For more information on greenhouse gas emissions visit originenergy.com.au. 45.52 kWh THIS YEAR </td> </tr> </table>	Average cost per day	\$13.23	5.71% increase in usage since last year	Average daily usage	45.52 kWh	Same time last year	43.06 kWh	Your indicative greenhouse gas emissions			Total for this bill	1.2 tonnes	 43.06 kWh LAST YEAR	Same time last year	1.3 tonnes	Saved with GreenPower	N/A	For more information on greenhouse gas emissions visit originenergy.com.au . 45.52 kWh THIS YEAR		
Average cost per day	\$13.23	5.71% increase in usage since last year																			
Average daily usage	45.52 kWh																				
Same time last year	43.06 kWh																				
Your indicative greenhouse gas emissions																					
Total for this bill	1.2 tonnes	 43.06 kWh LAST YEAR																			
Same time last year	1.3 tonnes																				
Saved with GreenPower	N/A																				
For more information on greenhouse gas emissions visit originenergy.com.au . 45.52 kWh THIS YEAR																					



Es28 S-58 H-115

NEED TO GET IN TOUCH?

Enquiries & moving address: 1300 661 544
8 am - 6 pm local time Mon - Fri

Supply faults: 13 62 62
Call Energex 24 hrs

Emergencies: 13 19 62
Call Energex 24 hrs

FIND OUT MORE

originenergy.com.au

HOW TO PAY

DIRECT DEBIT
Register online at originenergy.com.au/busmyaccount or call **1300 661 544** to arrange automatic payment of future accounts*

VISA OR MASTERCARD*
Call **1300 658 783** or visit originenergy.com.au/buspaynow

MAIL
Send this slip with your cheque made payable to: Origin Energy Holdings Limited, PO Box 15848 City East Qld 4002

IN PERSON*
Pay by cash, eftpos or card* at any Post Office

TELEPHONE & INTERNET BANKING - BPAY*
Contact your bank or financial institution to make this payment from your cheque, savings, debit, credit card* or transaction account.
More info: www.bpay.com.au

Billers Code: 41
Ref: 400 000 417 628

Billpay Code: 2959
Ref: 1400 0004 1762 8

Billers Code: 130112
Ref: 400 000 417 628

*Visa or MasterCard payments may incur a processing fee of 0.37% (incl GST) of the total payment amount. This will be shown on your next bill. Some exemptions and payment limits may apply. *Payment processing fee of \$2.00 (incl GST) may apply. Origin Energy Electricity Ltd ABN 33 071 052 287

24/12 period

ACCOUNT SUMMARY

Previous activity

Opening balance \$453.71
 Payments received \$453.71 CR

Balance carried forward \$0.00

Your new charges

Other charges and adjustments (incl GST of \$0.16) \$1.75
 Total electricity charges - incl discounts and rebates (incl GST of \$34.87) \$383.59

Total amount due \$385.34
 (incl net GST charges of \$35.03)

PAYMENTS RECEIVED

10 Aug 17 Direct Debit - Bank Account \$453.71 CR

Total \$453.71 CR

OTHER CHARGES AND ADJUSTMENTS

28 Aug 17 Paper Bill Fee (incl GST of \$0.16) \$1.75

Total (incl GST of \$0.16) \$1.75

TOTAL ELECTRICITY CHARGES

Your site details

Supply address
 U 4 LOT 14 25 MARY ST BRISBANE CITY
 QLD 4000

Meter read
 Actual

National Meter Identifier (NMI)
 QB061435558

Last meter read date
 24 Aug 17

Next scheduled read date
 27 Sep 17 (+/- 2 business days)

Period: 27 Jul 17 - 24 Aug 17 (29 days)
 Your rate: General Supply

Meter no	Usage type	Previous read	Current read	Usage (kWh)
117803	Peak	27950 (A)	28345 (A)	395
117810	Peak	24060 (A)	24684 (A)	624
117848	Peak	95368 (A)	95669 (A)	301
Total kWh				1320

Charges	Usage (kWh)	Charge	Amount
Peak Usage	1320	27.63 c/kWh	\$364.72
Supply Charge		133.49 c/Day	\$38.71

Discounts and Rebates
 Guaranteed usage discount (15%) \$54.71 CR

Continued on the next page...

NEED TO GET IN TOUCH?

Moving address?

Go online originenergy.com.au/busmovers
 (allow 3 business days notice)

Contact us

We're happy to help - any questions or complaints:

- My Account login originenergy.com.au/busmyaccount
- Call us **1300 661 544**
 (8 am - 6 pm local time Mon - Fri)
- Go online originenergy.com.au/buscontact
- Write to us (no payments) **Origin Energy Business Centre, GPO Box 186, Melbourne VIC 3001.**

Solar and Home Products

For Solar Power, Emergency Hot Water (24/7), Heating and Cooling Products. Sales, installation, service and solar billing enquiries call **1300 791 468.**

National Relay Service

If you have a hearing or speech impairment, contact us through the National Relay Service. For more information, visit www.relayservice.gov.au

Need an interpreter?

Call **1300 137 427**

خدمة الترجمة الهاتفية للغات غير الإنكليزية.
 Servicio Telefónico de Intérpretes para otros idiomas.
 Per lingue oltre all'Inglese contattate il Servizio d'Interpretariato Telefonico
 Dịch vụ thông dịch qua điện thoại cho những ngôn ngữ khác không phải tiếng Anh.
 Τηλεφωνική Υπηρεσία Διαμετρήσεων για άλλες γλώσσες εκτός της αγγλικής.
 非英語語言電話傳譯服務。

Handwritten notes: 6114 / 1535, 6114 / 1410

Handwritten note: 1465.63

Handwritten notes: 1422.12, 105.99

Debited on
11 / Sep / 17

Handwritten note: 1528.11

Amount due
\$ 385.34



PAYMENT SLIP



*2959 1 400000417628

Trancode	User code	Customer reference number
831	067222	000400000417628

<0000038534> <067222> <000400000417628> >

E-28 S-58 I-116

...Continued from the previous page

Total for period 27 Jul 17 - 24 Aug 17 (excl GST)	\$348.72
Total electricity charges	
Charges less discounts and rebates	\$348.72
GST	\$34.87
Your total electricity charges (incl GST)	\$383.59

Account number
400 000 417 628

Tax invoice
143 001 123 760

Issue date
28 Aug 17



YOUR SITE DETAILS

Supply address
U 4 LOT 14 25 MARY ST BRISBANE CITY
QLD 4000

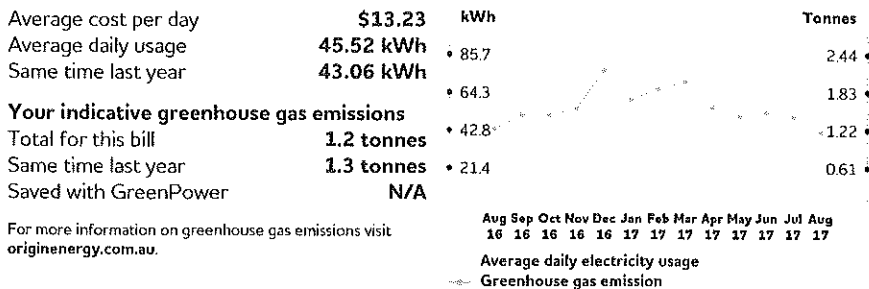
National Meter Identifier (NMI)
QB061435558

Meter read
Actual

Last meter read date
24 Aug 17

Next scheduled read date
27 Sep 17 (+/- 2 business days)

YOUR USAGE BREAKDOWN



Important Information

We changed our electricity charges for most Queensland customers on 1 July 2017 (excludes Predictable Plan). You'll see any new charges on this bill. Find out more at originenergy.com.au/qldpricechange

On 1 July 2017 our solar feed-in tariffs increased. Solar customers (except for Solar Boost) can see the change on this bill. If you're a Solar Boost customer we'll send you a new offer in July. Jump onto originenergy.com.au/solarfitqld for more.



E-28 S-59 I-117

The Ross Galloway Superannuation Fund

Create Entries Report

For the period 01 July 2017 to 30 June 2018

Create Entries Financial Year Summary 01 July 2017 - 30 June 2018

Total Profit	Amount
Income	170,678.69
Less Expense	65,536.38
Total Profit	105,142.31
Tax Summary	Amount
Fund Tax Rate	15.00 %
Total Profit	105,142.31
Less Permanent Differences	17,088.41
Less Timing Differences	34,176.82
Less Exempt Pension Income	0.00
Less Other Non Taxable Income	0.00
Less LIC Deductions	0.00
Add SMSF Non Deductible Expenses	0.00
Add Other Non Deductible Expenses	3,829.65
Add Total Franking/Foreign/TFN/FRW Credits	4,511.82
Less Realised Accounting Capital Gains	20,257.21
Less Accounting Trust Distributions	7,285.49
Add Taxable Trust Distributions	3,112.23
Add Distributed Foreign income	1,067.68
Add Total Net Capital Gains	21,195.38
Less Tax Losses Deducted	0.00
Add SMSF Annual Return Rounding	(2.14)
Taxable Income	60,049.00
Income Tax on Taxable Income or Loss	9,007.35
Profit/(Loss) Available for Allocation	Amount
Total Available Profit	113,595.68
Franking Credits	4,205.48
TFN Credits	0.00
Foreign Credits	306.34
FRW Credits	0.00
Total	117,801.16
Income Tax Expense Available for Allocation	Amount
Income Tax on Taxable Income or Loss	9,007.35
Deferred Tax	5,253.83
Member Specific Income Tax	693.58
Total Income Tax Expense Allocation	14,954.76

Final Segment 1 from 01 July 2017 to 30 June 2018

Pool Name Unsegregated Pool

Total Profit	Amount
Income	170,678.69
Less Expense	65,536.38
Total Profit	105,142.31

Create Entries Summary	Amount
Fund Tax Rate	15.00 %
Total Profit	105,142.31
Less Permanent Differences	17,088.41
Less Timing Differences	34,176.82
Less Exempt Pension Income	0.00
Less Other Non Taxable Income	0.00
Add SMSF Non Deductible Expenses	(6,483.65)
Add Other Non Deductible Expenses	3,829.65
Add Total Franking/Foreign/TFN/FRW Credits	4,511.82
Less Realised Accounting Capital Gains	20,257.21
Less Accounting Trust Distributions	7,285.49
Add Taxable Trust Distributions	3,112.23
Add Distributed Foreign income	1,067.68
Add Capital Gains Adjustment	21,195.38
Less Tax Losses Deducted	0.00
Add Taxable Income Adjustment	6,481.51
Taxable Income	60,049.00
Income Tax on Taxable Income or Loss	9,007.35

Member Weighted Balance Summary	Weighting%	Amount
Ross Galloway(GALROS00001A)	39.75	650,672.31
Paula Galloway(GALPAU00001A)	60.25	986,417.49

Profit/(Loss) Available for Allocation	Amount
Total Available Profit	113,595.68
Franking Credits	4,205.48
TFN Credits	0.00
FRW Credits	0.00
Total	117,801.16

Allocation to Members	Weighting%	Amount
Ross Galloway(GALROS00001A)	39.75	46,825.96
Paula Galloway(GALPAU00001A)	60.25	70,975.20

Accumulation Weighted Balance Summary	Weighting%	Amount
Ross Galloway(GALROS00001A)	39.75	650,672.31
Paula Galloway(GALPAU00001A)	60.25	986,417.49

Income Tax Expense Available for Allocation	Amount
Total Income Tax Expense Allocation	14,954.76

Income Tax Expense Available for Allocation		Amount
Income Tax on Taxable Income or Loss		9,007.35
Deferred Tax		5,253.83
Member Specific Income Tax		693.58
Total Income Tax Expense Allocation		14,954.76

Allocation to Members	Weighting%	Amount
Ross Galloway(GALROS00001A)	39.75	5,944.52
Paula Galloway(GALPAU00001A)	60.25	9,010.24

Calculation of daily member weighted balances

Ross Galloway (GALROS00001A)

Member Balance

01/07/2017	50010	Opening Balance	655,600.22	655,600.22
17/07/2017	53920	Life Insurance Premiums	(525.57)	(502.53)
17/08/2017	53920	Life Insurance Premiums	(525.57)	(457.89)
18/09/2017	53920	Life Insurance Premiums	(525.57)	(411.82)
17/10/2017	53920	Life Insurance Premiums	(622.12)	(438.04)
17/11/2017	53920	Life Insurance Premiums	(622.12)	(385.20)
18/12/2017	53920	Life Insurance Premiums	(622.12)	(332.37)
17/01/2018	53920	Life Insurance Premiums	(622.12)	(281.23)
09/02/2018	51900	Division 293 Tax	(3,829.65)	(1,489.89)
19/02/2018	53920	Life Insurance Premiums	(622.12)	(224.99)
19/03/2018	53920	Life Insurance Premiums	(622.12)	(177.26)
17/04/2018	53920	Life Insurance Premiums	(622.12)	(127.83)
17/05/2018	53920	Life Insurance Premiums	(622.12)	(76.70)
18/06/2018	53920	Life Insurance Premiums	(622.12)	(22.16)
Total Amount (Weighted)				650,672.31

Paula Galloway (GALPAU00001A)

Member Balance

01/07/2017	50010	Opening Balance	985,801.35	985,801.35
11/07/2017	53920	Life Insurance Premiums	(245.54)	(238.81)
11/08/2017	53920	Life Insurance Premiums	(245.54)	(217.96)
21/08/2017	52420	Contributions	438.46	377.20
21/08/2017	53800	Contributions Tax	(65.77)	(56.58)
11/09/2017	53920	Life Insurance Premiums	(245.54)	(197.10)
14/09/2017	52420	Contributions	438.46	348.37
14/09/2017	53800	Contributions Tax	(65.77)	(52.26)
15/09/2017	52420	Contributions	657.69	520.75
15/09/2017	53800	Contributions Tax	(98.65)	(78.11)
11/10/2017	53920	Life Insurance Premiums	(285.87)	(205.98)
13/10/2017	52420	Contributions	438.46	313.53
13/10/2017	53800	Contributions Tax	(65.77)	(47.03)
13/11/2017	53920	Life Insurance Premiums	(285.87)	(180.14)
11/12/2017	53920	Life Insurance Premiums	(285.87)	(158.21)
19/12/2017	52420	Contributions	657.69	349.57

Calculation of daily member weighted balances

19/12/2017	53800	Contributions Tax	(98.65)	(52.43)
11/01/2018	53920	Life Insurance Premiums	(285.87)	(133.93)
19/01/2018	52420	Contributions	438.46	195.81
19/01/2018	53800	Contributions Tax	(65.77)	(29.37)
12/02/2018	53920	Life Insurance Premiums	(285.87)	(108.87)
08/03/2018	52420	Contributions	438.46	138.14
08/03/2018	53800	Contributions Tax	(65.77)	(20.72)
12/03/2018	53920	Life Insurance Premiums	(285.87)	(86.94)
13/03/2018	52420	Contributions	438.46	132.14
13/03/2018	53800	Contributions Tax	(65.77)	(19.82)
11/04/2018	53920	Life Insurance Premiums	(285.87)	(63.44)
19/04/2018	52420	Contributions	600.00	120.00
19/04/2018	53800	Contributions Tax	(90.00)	(18.00)
03/05/2018	52420	Contributions	438.46	70.87
03/05/2018	53800	Contributions Tax	(65.77)	(10.63)
08/05/2018	52420	Contributions	438.46	64.87
08/05/2018	53800	Contributions Tax	(65.77)	(9.73)
11/05/2018	53920	Life Insurance Premiums	(285.87)	(39.94)
05/06/2018	52420	Contributions	438.46	31.23
05/06/2018	53800	Contributions Tax	(65.77)	(4.68)
11/06/2018	53920	Life Insurance Premiums	(285.87)	(15.66)
		Total Amount (Weighted)		986,417.49

Calculation of Net Capital Gains

Capital gains from Unsegregated Pool	35,906.19
Capital gains from Unsegregated Pool - Collectables	0.00
Capital Gain Adjustment from prior segments	0.00
Realised Notional gains	0.00
Carried forward losses from prior years	0.00
Current year capital losses from Unsegregated Pool	13,392.15
Current year capital losses from Unsegregated Pool - Collectables	0.00
Losses Applied	13,392.15
Total CGT Discount Applied	1,318.66
Capital Gain /(Losses carried forward)	21,195.38
CGT allocated in prior segments	0.00
Allocations of Net Capital Gains to Pools	
Capital Gain Proportion - Unsegregated Pool (22514.04/22514.04)=100.00%	21,195.38

Foreign Tax Offset Calculations**Segment 01 July 2017 to 30 June 2018**

Claimable FTO - Unsegregated Pool	306.34
Claimable FTO	306.34

Total Claimable Foreign Credits for the Year	306.34
Foreign Tax Offset (Label C1)	306.34
Applied/Claimed FTO	306.34
Allocations of Foreign Tax Offset to Members	
Ross Galloway(GALROS00001A) - 39.75 %	121.77
Paula Galloway(GALPAU00001A) - 60.25 %	184.57
Total Foreign Tax Offset Allocated to Members	306.34

The Ross Galloway Superannuation Fund

General Ledger

For The Period 01 July 2017 - 30 June 2018

Transaction Date	Description	Units	Debit	Credit	Balance \$
Distributions Received (23800)					
<u>Blue Sky Priv Eq Sunfresh Fund (BSP7976AU)</u>					
20/02/2018	BLUESKY SUNFRESHDISTRIBUTI			1,000.12	1,000.12 CR
17/05/2018	BLUESKY SUNFRESHDISTRIBUTI			915.06	1,915.18 CR
				1,915.18	1,915.18 CR
<u>Mfs Concentrated Gbl Equ Tr (Ins) (ETL0172AU)</u>					
30/06/2018	To record distribution receivable			808.20	808.20 CR
				808.20	808.20 CR
<u>L1 Capital Long Short Fund D Class (ETL0490AU)</u>					
30/06/2018	To record distribution receivable			985.30	985.30 CR
				985.30	985.30 CR
<u>MGE- Magellan Global Equities Fund (Managed Fund) - Managed Fund Units Fully (MGE)</u>					
30/06/2018	To record distribution receivable			923.31	923.31 CR
				923.31	923.31 CR
<u>Magellan Global Trust (MGG.AX)</u>					
16/01/2018	MGG DIVIDEND			600.00	600.00 CR
30/06/2018	To record distribution receivable			637.50	1,237.50 CR
				1,237.50	1,237.50 CR
<u>Sydney Airport - Units Fully Paid Stapled Securities Us Prohibited (SYD.AX1)</u>					
14/08/2017	SYD DISTRI			330.00	330.00 CR
14/02/2018	SYD DISTRIBUTION			360.00	690.00 CR
				690.00	690.00 CR
<u>Viva Energy Reit - Stapled Securities (VVR.AX1)</u>					
11/08/2017	VVR DISTRI			363.00	363.00 CR
15/02/2018	VVR DISTRI			363.00	726.00 CR
				726.00	726.00 CR
Dividends Received (23900)					
<u>Aristocrat Leisure Limited (ALL.AX)</u>					
03/07/2017	ALL DIVIDEND			46.90	46.90 CR
20/12/2017	ALL DIVIDEND			67.00	113.90 CR
				113.90	113.90 CR
<u>ANZ - Australia and New Zealand Banking Group Limited (ANZ.AX)</u>					
03/07/2017	To record ANZ DRP			710.40	710.40 CR
08/12/2017	To record ANZ DRP			730.40	1,440.80 CR
				1,440.80	1,440.80 CR
<u>BHP Billiton Limited (BHP.AX)</u>					
26/09/2017	BHP DIVIDEND			333.58	333.58 CR
27/03/2018	BHP DIVIDEND			444.69	778.27 CR
				778.27	778.27 CR
<u>Commonwealth Bank of Australia. - Ordinary Fully Paid (CBA.AX)</u>					
29/09/2017	CBA DIVIDEND			733.70	733.70 CR
28/03/2018	CBA DIVIDEND			638.00	1,371.70 CR
				1,371.70	1,371.70 CR
<u>CSL Limited (CSL.AX)</u>					

The Ross Galloway Superannuation Fund

General Ledger

For The Period 01 July 2017 - 30 June 2018

Transaction Date	Description	Units	Debit	Credit	Balance \$
13/10/2017	CLS DIVIDEND			91.53	91.53 CR
13/04/2018	CSL DIVIDEND			100.50	192.03 CR
				192.03	192.03 CR
<u>Healthscope Limited. (HSO.AX)</u>					
28/09/2017	HSO DIVIDEND			119.00	119.00 CR
23/03/2018	HSO DIVIDEND			108.80	227.80 CR
				227.80	227.80 CR
<u>ISU- Iselect Limited. - Ordinary Fully Paid (ISU.AX)</u>					
29/09/2017	ISU DIVIDEND			181.20	181.20 CR
29/03/2018	ISL DIVIDEND			67.95	249.15 CR
				249.15	249.15 CR
<u>Ishares S&p 500 Etf - Chess Depositary Interests 1:1 Ishs&p500 (IVV.AX)</u>					
25/07/2017	IVV DIVIDEND			34.45	34.45 CR
24/10/2017	IVV DIVIDEND			76.47	110.92 CR
19/01/2018	IVV DIVIDEND			75.14	186.06 CR
23/04/2018	IVV DIVIDEND			73.74	259.80 CR
				259.80	259.80 CR
<u>NAB - National Australia Bank Limited (NAB.AX)</u>					
05/07/2017	NAB DIVIDEND			338.58	338.58 CR
13/12/2017	NAB DIVIDEND			338.58	677.16 CR
				677.16	677.16 CR
<u>Plato Income Maximiser Limited. (PL8.AX)</u>					
15/11/2017	PL8 DIVIDEND			45.00	45.00 CR
30/11/2017	PL8 DIVIDEND			45.00	90.00 CR
29/12/2017	PL8 DIVIDEND			45.00	135.00 CR
31/01/2018	PL8 DIVIDEND			45.00	180.00 CR
28/02/2018	PL8 DIVIDEND			45.00	225.00 CR
				225.00	225.00 CR
<u>Seek Limited (SEK.AX)</u>					
13/10/2017	SEK DIVIDEND			141.75	141.75 CR
13/04/2018	SEK DIVIDEND			162.00	303.75 CR
				303.75	303.75 CR
<u>The Star Entertainment Group Limited (SGR.AX)</u>					
26/09/2017	SGR DIVIDEND			148.75	148.75 CR
22/03/2018	SGR DIVIDEND			131.25	280.00 CR
				280.00	280.00 CR
<u>SIV - Silver Chef Limited - Ordinary Fully Paid (SIV.AX)</u>					
03/10/2017	SIV DIVIDEND			402.86	402.86 CR
				402.86	402.86 CR
<u>SUN - Suncorp-Metway Limited. - Ordinary Fully Paid (SUN.AX)</u>					
20/09/2017	SUN DIVIDEND			420.00	420.00 CR
				420.00	420.00 CR
<u>Westpac Banking Corporation (WBC.AX)</u>					
04/07/2017	To record WBC DRP			772.68	772.68 CR
22/12/2017	To record WBC DRP			797.12	1,569.80 CR

The Ross Galloway Superannuation Fund

General Ledger

For The Period 01 July 2017 - 30 June 2018

Transaction Date	Description	Units	Debit	Credit	Balance \$
				1,569.80	1,569.80 CR
	<u>Zenitas Healthcare Limited- Ordinary Fully Paid (ZNT.AX)</u>				
16/04/2018	ZNT DIVIDEND			137.50	137.50 CR
				137.50	137.50 CR
Contributions (24200)					
	<u>(Contributions) Galloway, Paula - Accumulation (GALPAU00001A)</u>				
21/08/2017	SBSCH 460000935899			438.46	438.46 CR
14/09/2017	SBSCH 400000670700			438.46	876.92 CR
15/09/2017	SBSCH 420000564218			657.69	1,534.61 CR
13/10/2017	SBSCH 460000949419			438.46	1,973.07 CR
19/12/2017	SBSCH 460000968210			657.69	2,630.76 CR
19/01/2018	SBSCH 420000600740			438.46	3,069.22 CR
08/03/2018	ATO ATO008000009346833			438.46	3,507.68 CR
13/03/2018	ATO ATO005000009123040			438.46	3,946.14 CR
19/04/2018	TFR Private Bank Cheque P Galloway super			600.00	4,546.14 CR
03/05/2018	ATO ATO005000009193792			438.46	4,984.60 CR
08/05/2018	ATO ATO005000009204955			438.46	5,423.06 CR
05/06/2018	ATO ATO008000009487698			438.46	5,861.52 CR
				5,861.52	5,861.52 CR
Changes in Market Values of Investments (24700)					
	<u>Changes in Market Values of Investments (24700)</u>				
06/07/2017	Unrealised Gain writeback as at 06/07/2017 (AFY.AX)		1,416.78		1,416.78 DR
06/07/2017	Unrealised Gain writeback as at 06/07/2017 (TCH.AX)			1,615.75	198.97 CR
19/10/2017	CVT SHARES SOLD (CVT.AX)		5,376.94		5,177.97 DR
19/10/2017	Unrealised Gain writeback as at 19/10/2017 (CVT.AX)			5,539.29	361.32 CR
18/12/2017	SUN SHARES SALE (SUN.AX)			1,699.35	2,060.67 CR
18/12/2017	Unrealised Gain writeback as at 18/12/2017 (SUN.AX)		2,343.60		282.93 DR
18/12/2017	SIV SHAES SALE (SIV.AX)		3,360.23		3,643.16 DR
18/12/2017	Unrealised Gain writeback as at 18/12/2017 (SIV.AX)			3,881.18	238.02 CR
17/01/2018	PERSHING SECURIT 712152 (APT.AX)			2,955.81	3,193.83 CR
15/02/2018	PL8 SHARES SALE (PL8.AX)		324.75		2,869.08 CR
15/02/2018	Unrealised Gain writeback as at 15/02/2018 (PL8.AX)			50.00	2,919.08 CR
16/03/2018	ELO SHAES SALE (ELO.AX)			11,559.76	14,478.84 CR
16/03/2018	Unrealised Gain writeback as at 16/03/2018 (ELO.AX)		1,196.50		13,282.34 CR
19/03/2018	ELO SHARE SALE (ELO.AX)			7,713.60	20,995.94 CR
19/03/2018	Unrealised Gain writeback as at 19/03/2018 (ELO.AX)		803.50		20,192.44 CR
24/04/2018	ISU SHARES SALE (ISU.AX)		1,870.20		18,322.24 CR
24/04/2018	Unrealised Gain writeback as at 24/04/2018 (ISU.AX)		5,040.15		13,282.09 CR
14/05/2018	To process APT sale - 1750 Units (APT.AX)			7,302.30	20,584.39 CR
18/05/2018	(OSL.AX)			2,320.01	22,904.40 CR
29/05/2018	HSO (HSO.AX)		2,361.50		20,542.90 CR

The Ross Galloway Superannuation Fund

General Ledger

For The Period 01 July 2017 - 30 June 2018

Transaction Date	Description	Units	Debit	Credit	Balance \$
29/05/2018	Unrealised Gain writeback as at 29/05/2018 (HSO.AX)			2,880.75	23,423.65 CR
30/06/2018	Revaluation - 29/06/2018 @ \$1.880000 (System Price) - 6,500.000000 Units on hand (LSF.AX)		780.00		22,643.65 CR
30/06/2018	Revaluation - 29/06/2018 @ \$5.500000 (System Price) - 2,000.000000 Units on hand (ELO.AX)			200.00	22,843.65 CR
30/06/2018	Revaluation - 30/06/2018 @ \$1.355435 (Exit) - 20,000.000000 Units on hand (BSP7976AU)			7,108.70	29,952.35 CR
30/06/2018	Revaluation - 29/06/2018 @ \$29.300000 (System Price) - 873.000000 Units on hand (WBC.AX)		1,070.12		28,882.23 CR
30/06/2018	Revaluation - 29/06/2018 @ \$7.160000 (System Price) - 2,000.000000 Units on hand (SYD.AX)			140.00	29,022.23 CR
30/06/2018	Revaluation - 29/06/2018 @ \$0.002000 (System Price) - 10,000.000000 Units on hand (PL8O.AX)		100.00		28,922.23 CR
30/06/2018	Revaluation - 29/06/2018 @ \$2.250000 (System Price) - 5,500.000000 Units on hand (VVR.AX)		110.00		28,812.23 CR
30/06/2018	Revaluation - 29/06/2018 @ \$30.900000 (System Price) - 335.000000 Units on hand (ALL.AX)			2,793.90	31,606.13 CR
30/06/2018	Revaluation - 30/06/2018 @ \$3.140000 (Exit) - 9,600.000000 Units on hand (MGE)			3,563.25	35,169.38 CR
30/06/2018	Revaluation - 30/06/2018 @ \$1.141300 (Exit) - 15,960.410000 Units on hand (ETL0490AU)		1,784.38		33,385.00 CR
30/06/2018	Revaluation - 29/06/2018 @ \$0.300000 (System Price) - 18,918.000000 Units on hand (BLG.AX)		1,324.26		32,060.74 CR
30/06/2018	Revaluation - 29/06/2018 @ \$4.930000 (System Price) - 1,750.000000 Units on hand (SGR.AX)		210.00		31,850.74 CR
30/06/2018	Revaluation - 29/06/2018 @ \$9.350000 (System Price) - 4,000.000000 Units on hand (APT.AX)			26,507.54	58,358.28 CR
30/06/2018	Revaluation - 29/06/2018 @ \$21.810000 (System Price) - 675.000000 Units on hand (SEK.AX)			3,307.50	61,665.78 CR
30/06/2018	Revaluation - 29/06/2018 @ \$72.870000 (System Price) - 319.000000 Units on hand (CBA.AX)		3,170.86		58,494.92 CR
30/06/2018	Revaluation - 29/06/2018 @ \$33.910000 (System Price) - 630.000000 Units on hand (BHP.AX)			6,696.90	65,191.82 CR
30/06/2018	Revaluation - 30/06/2018 @ \$2.540900 (Exit) - 9,834.000000 Units on hand (ETL0172AU)			1,116.57	66,308.39 CR
30/06/2018	Revaluation - 29/06/2018 @ \$28.240000 (System Price) - 938.000000 Units on hand (ANZ.AX)		455.04		65,853.35 CR
30/06/2018	Revaluation - 29/06/2018 @ \$192.620000 (System Price) - 100.000000 Units on hand (CSL.AX)			5,459.00	71,312.35 CR

The Ross Galloway Superannuation Fund

General Ledger

For The Period 01 July 2017 - 30 June 2018

Transaction Date	Description	Units	Debit	Credit	Balance \$
30/06/2018	Revaluation - 29/06/2018 @ \$1.600000 (System Price) - 20,000.000000 Units on hand (MGG.AX)			2,000.00	73,312.35 CR
30/06/2018	Revaluation - 29/06/2018 @ \$0.995000 (System Price) - 13,750.000000 Units on hand (ZNT.AX)			168.75	73,481.10 CR
30/06/2018	Revaluation - 29/06/2018 @ \$27.410000 (System Price) - 342.000000 Units on hand (NAB.AX)		745.56		72,735.54 CR
30/06/2018	Revaluation - 29/06/2018 @ \$370.470000 (System Price) - 67.000000 Units on hand (IVV.AX)			3,653.62	76,389.16 CR
30/06/2018	Revaluation - 29/06/2018 @ \$49.360000 (System Price) - 279.000000 Units on hand (WES.AX)			2,577.96	78,967.12 CR
30/06/2018	Revaluation - 29/06/2018 @ \$0.865000 (System Price) - 22,000.000000 Units on hand (PLS.AX)		5,854.75		73,112.37 CR
30/06/2018	Revaluation - 29/06/2018 @ \$1.600000 (System Price) - 21,250.000000 Units on hand (MGG.AX)			2,000.00	75,112.37 CR
30/06/2018	Revaluation - 30/06/2018 @ \$0.041600 (Exit) - 30,000.000000 Units on hand (\$-T0018)			1,248.00	76,360.37 CR
30/06/2018	Revaluation - 30/06/2018 @ \$0.830700 (Exit) - 10,000.000000 Units on hand (\$-T0041)		281.00		76,079.37 CR
30/06/2018	Revaluation - 30/06/2018 @ \$0.878300 (Exit) - 10,000.000000 Units on hand (\$-T0048)		1,217.00		74,862.37 CR
30/06/2018	Revaluation - 30/06/2018 @ \$1.172100 (Exit) - 14,636.000000 Units on hand (\$-T0056)		3,339.93		71,522.44 CR
			44,537.05	116,059.49	71,522.44 CR

Interest Received (25000)

Bank - ETrade (Bank - ETrade)

31/07/2017	CREDIT INTEREST PAID			1.91	1.91 CR
31/08/2017	CREDIT INTEREST PAID			1.91	3.82 CR
29/09/2017	CREDIT INTEREST PAID			1.79	5.61 CR
31/10/2017	CREDIT INTEREST PAID			1.97	7.58 CR
30/11/2017	CREDIT INTEREST PAID			1.85	9.43 CR
29/12/2017	CREDIT INTEREST PAID			1.79	11.22 CR
31/01/2018	CREDIT INTEREST PAID			2.04	13.26 CR
28/02/2018	CREDIT INTEREST PAID			1.72	14.98 CR
29/03/2018	CREDIT INTEREST PAID			1.79	16.77 CR
30/04/2018	CREDIT INTEREST PAID			1.98	18.75 CR
31/05/2018	CREDIT INTEREST PAID			1.91	20.66 CR
29/06/2018	CREDIT INTEREST PAID			1.79	22.45 CR
				22.45	22.45 CR

Bank - WBC 284-578 (Bank - WBC 284-578)

31/07/2017	INTEREST PAID			55.20	55.20 CR
31/08/2017	INTEREST PAID			49.73	104.93 CR
29/09/2017	INTEREST PAID			41.27	146.20 CR
31/10/2017	INTEREST PAID			6.28	152.48 CR

The Ross Galloway Superannuation Fund

General Ledger

For The Period 01 July 2017 - 30 June 2018

Transaction Date	Description	Units	Debit	Credit	Balance \$
30/11/2017	INTEREST PAID			3.36	155.84 CR
29/12/2017	INTEREST PAID			0.74	156.58 CR
31/01/2018	INTEREST PAID			0.31	156.89 CR
31/05/2018	INTEREST PAID			1.55	158.44 CR
29/06/2018	INTEREST PAID			0.10	158.54 CR
				158.54	158.54 CR
<u>Wilsons CBA Cash Account (Wilsons CBA Cash Acc)</u>					
01/07/2017	Interest			23.65	23.65 CR
01/08/2017	INTEREST			11.40	35.05 CR
01/09/2017	INTEREST			3.70	38.75 CR
01/10/2017	INTEREST			5.14	43.89 CR
01/11/2017	INTEREST			4.19	48.08 CR
01/12/2017	INTEREST			0.55	48.63 CR
01/01/2018	INTEREST			17.53	66.16 CR
01/02/2018	INTEREST			4.79	70.95 CR
01/03/2018	INTEREST			3.19	74.14 CR
01/04/2018	INTEREST			15.03	89.17 CR
01/05/2018	INTEREST			10.30	99.47 CR
15/06/2018	INTEREST			11.56	111.03 CR
				111.03	111.03 CR
Other Investment Income (26500)					
<u>Sundry (00041)</u>					
19/12/2017	BLUESKY READIFYDISTRIBUTIO			14.36	14.36 CR
19/12/2017	BLUESKY READIFYDISTRIBUTIO			34.06	48.42 CR
16/04/2018	W/OFF			19.28	67.70 CR
				67.70	67.70 CR
Property Income (28000)					
<u>4/25 Mary Street Brisbane (\$-P0010)</u>					
31/08/2017	TFR Private Bank Cheque Rent Rec'd			6,122.00	6,122.00 CR
23/10/2017	TFR Private Bank Cheque Rent rec'd Aug 18			6,122.00	12,244.00 CR
25/10/2017	TFR Private Bank Cheque Rent rec'd Sep '18			6,122.00	18,366.00 CR
06/11/2017	TFR Private Bank Cheque Rent rec Oct 18			6,122.00	24,488.00 CR
15/01/2018	TFR Private Bank Cheque Rent paid Nov '17			6,122.00	30,610.00 CR
07/03/2018	TFR Private Bank Cheque Rent rec'd Dec 17			6,122.00	36,732.00 CR
12/03/2018	TFR Private Bank Cheque Rent rec'd Jan '18			6,122.00	42,854.00 CR
04/05/2018	TFR Private Bank Cheque Rent paid Feb 2018			6,122.00	48,976.00 CR
05/06/2018	TFR Private Bank Cheque Rent Rec'd Mar 18			6,122.00	55,098.00 CR
20/06/2018	TFR Private Bank Cheque Rent recd Apr 18			6,122.00	61,220.00 CR
25/06/2018	TFR Private Bank Cheque Rent recd may 18			6,122.00	67,342.00 CR
26/06/2018	TFR Private Bank Cheque Rent recd June 18			6,122.00	73,464.00 CR
30/06/2018	show rent receivable 2018			3,536.00	77,000.00 CR

The Ross Galloway Superannuation Fund

General Ledger

For The Period 01 July 2017 - 30 June 2018

Transaction Date	Description	Units	Debit	Credit	Balance \$
				77,000.00	77,000.00 CR
Accountancy Fees (30100)					
<u>Accountancy Fees (30100)</u>					
31/07/2017	PYMT A Micalizz MCA Accountants		275.00		275.00 DR
23/10/2017	PYMT A Micalizz MCA		1,760.00		2,035.00 DR
			2,035.00		2,035.00 DR
ATO Supervisory Levy (30400)					
<u>ATO Supervisory Levy (30400)</u>					
05/04/2018	BPAY TAX OFFICE ATO		259.00		259.00 DR
			259.00		259.00 DR
Auditor's Remuneration (30700)					
<u>Auditor's Remuneration (30700)</u>					
23/10/2017	PYMT A Micalizz MCA		550.00		550.00 DR
			550.00		550.00 DR
Bank Charges (31500)					
<u>Bank Charges (31500)</u>					
06/12/2017	TFR Private Bank Cheque Electricity repaid		0.70		0.70 DR
			0.70		0.70 DR
Body Corporate Fees (32601)					
<u>Body Corporate Fees (32601)</u>					
28/09/2017	BPAY DEFT PAYME deft		1,269.64		1,269.64 DR
07/03/2018	BPAY DEFT PAYME Body Corp fees		1,151.43		2,421.07 DR
06/04/2018	BPAY DEFT PAYME Body Corp		1,066.54		3,487.61 DR
			3,487.61		3,487.61 DR
Investment Expenses (37500)					
<u>Premier Advantage Package (00036)</u>					
29/08/2017	PREMIER ADVANTAGE ANNUALPACKAGE FEE		395.00		395.00 DR
			395.00		395.00 DR
Management Fees (37603)					
<u>Management Fees (37603)</u>					
14/07/2017	Management Fees		444.46		444.46 DR
14/07/2017	GST Management Fees		44.45		488.91 DR
14/08/2017	Management Fees		468.85		957.76 DR
14/08/2017	GST Management Fees		46.88		1,004.64 DR
14/09/2017	Management Fees		467.36		1,472.00 DR
14/09/2017	GST Management Fees		46.74		1,518.74 DR
16/10/2017	Management Fees		476.75		1,995.49 DR
16/10/2017	GST Management Fees		47.67		2,043.16 DR
14/11/2017	Management Fees		540.95		2,584.11 DR
14/11/2017	GST Management Fees		54.09		2,638.20 DR
15/12/2017	Management Fees		553.04		3,191.24 DR
15/12/2017	GST Management Fees		55.30		3,246.54 DR
15/01/2018	Management Fees		568.43		3,814.97 DR

The Ross Galloway Superannuation Fund

General Ledger

For The Period 01 July 2017 - 30 June 2018

Transaction Date	Description	Units	Debit	Credit	Balance \$
15/01/2018	GST Management Fees		56.84		3,871.81 DR
14/02/2018	Management Fees		572.30		4,444.11 DR
14/02/2018	GST Management Fees		57.23		4,501.34 DR
15/03/2018	Management Fees		572.18		5,073.52 DR
15/03/2018	GST Management Fees		57.22		5,130.74 DR
13/04/2018	Management Fees		549.83		5,680.57 DR
13/04/2018	GST Management Fees		54.98		5,735.55 DR
15/05/2018	Management Fees		560.05		6,295.60 DR
15/05/2018	GST Management Fees		56.00		6,351.60 DR
15/06/2018	Management Fees		580.81		6,932.41 DR
15/06/2018	GST Management Fees		58.08		6,990.49 DR
			6,990.49		6,990.49 DR
Interest Paid (37900)					
<u>Interest Paid (37900)</u>					
30/11/2017	INTEREST		0.67		0.67 DR
31/01/2018	INTEREST		6.15		6.82 DR
30/04/2018	INTEREST		0.52		7.34 DR
			7.34		7.34 DR
Land tax (38500)					
<u>Land tax (38500)</u>					
29/09/2017	OSR QLD 400006497848		6,108.75		6,108.75 DR
13/11/2017	OSR QLD 400006497848		6,108.75		12,217.50 DR
12/01/2018	OSR QLD 400006497848		6,108.75		18,326.25 DR
			18,326.25		18,326.25 DR
Life Insurance Premiums (39000)					
<u>(Life Insurance Premiums) Galloway, Paula - Accumulation (GALPAU00001A)</u>					
11/07/2017	Asteron Life 02481632/00001		245.54		245.54 DR
11/08/2017	Asteron Life 02481632/00001		245.54		491.08 DR
11/09/2017	Asteron Life 02481632/00001		245.54		736.62 DR
11/10/2017	Asteron Life 02481632/00001		285.87		1,022.49 DR
13/11/2017	Asteron Life 02481632/00001		285.87		1,308.36 DR
11/12/2017	Asteron Life 02481632/00001		285.87		1,594.23 DR
11/01/2018	Asteron Life 02481632/00001		285.87		1,880.10 DR
12/02/2018	Asteron Life 02481632/00001		285.87		2,165.97 DR
12/03/2018	Asteron Life 02481632/00001		285.87		2,451.84 DR
11/04/2018	Asteron Life 02481632/00001		285.87		2,737.71 DR
11/05/2018	Asteron Life 02481632/00001		285.87		3,023.58 DR
11/06/2018	Asteron Life 02481632/00001		285.87		3,309.45 DR
			3,309.45		3,309.45 DR
<u>(Life Insurance Premiums) Galloway, Ross - Accumulation (GALROS00001A)</u>					
17/07/2017	Asteron Life 02481632/00002		525.57		525.57 DR
17/08/2017	Asteron Life 02481632/00002		525.57		1,051.14 DR
18/09/2017	Asteron Life 02481632/00002		525.57		1,576.71 DR
17/10/2017	Asteron Life 02481632/00002		622.12		2,198.83 DR
17/11/2017	Asteron Life 02481632/00002		622.12		2,820.95 DR
18/12/2017	Asteron Life 02481632/00002		622.12		3,443.07 DR

The Ross Galloway Superannuation Fund

General Ledger

For The Period 01 July 2017 - 30 June 2018

Transaction Date	Description	Units	Debit	Credit	Balance \$
17/01/2018	Asteron Life 02481632/00002		622.12		4,065.19 DR
19/02/2018	Asteron Life 02481632/00002		622.12		4,687.31 DR
19/03/2018	Asteron Life 02481632/00002		622.12		5,309.43 DR
17/04/2018	Asteron Life 02481632/00002		622.12		5,931.55 DR
17/05/2018	Asteron Life 02481632/00002		622.12		6,553.67 DR
18/06/2018	Asteron Life 02481632/00002		622.12		7,175.79 DR
			7,175.79		7,175.79 DR
Property Expenses - Non Specified (41910)					
<u>Property Expenses - Non Specified (41910)</u>					
07/08/2017	BPAY BCC RATES Rate Account BCC		4,999.45		4,999.45 DR
13/09/2017	BPAY BCC RATES Rates		4,978.00		9,977.45 DR
06/12/2017	TFR Rocket Repa BCC Rates reimburs		4,972.00		14,949.45 DR
12/03/2018	BPAY BCC RATES BCC Rates		4,220.65		19,170.10 DR
			19,170.10		19,170.10 DR
Water (42600)					
<u>Water (42600)</u>					
31/07/2017	BPAY QLD URBAN Urban Utilities		274.53		274.53 DR
27/10/2017	BPAY QLD URBAN Urban Utilities		274.10		548.63 DR
23/01/2018	BPAY QLD URBAN Water and sewerage		327.04		875.67 DR
04/05/2018	BPAY QLD URBAN Urban Utilities		384.40		1,260.07 DR
30/06/2018	To reallocate water charges per mail received			1,260.07	0.00 DR
			1,260.07	1,260.07	0.00 DR
Division 293 Tax (48100)					
<u>(Division 293 Tax) Galloway, Ross - Accumulation (GALROS00001A)</u>					
09/02/2018	BPAY TAX OFFICE ATO		3,829.65		3,829.65 DR
			3,829.65		3,829.65 DR
Income Tax Expense (48500)					
<u>Income Tax Expense (48500)</u>					
30/06/2018	Create Entries - Franking Credits Adjustment - 30/06/2018			4,205.48	4,205.48 CR
30/06/2018	Create Entries - Foreign Credits Adjustment - 30/06/2018			306.34	4,511.82 CR
30/06/2018	Create Entries - PDIT Entry - 30/06/2018		5,253.83		742.01 DR
30/06/2018	Create Entries - Income Tax Expense - 30/06/2018		9,007.35		9,749.36 DR
			14,261.18	4,511.82	9,749.36 DR
Profit/Loss Allocation Account (49000)					
<u>Profit/Loss Allocation Account (49000)</u>					
11/07/2017	System Member Journals			208.71	208.71 CR
17/07/2017	System Member Journals			446.73	655.44 CR
11/08/2017	System Member Journals			208.71	864.15 CR
17/08/2017	System Member Journals			446.73	1,310.88 CR
21/08/2017	System Member Journals		372.69		938.19 CR
11/09/2017	System Member Journals			208.71	1,146.90 CR
14/09/2017	System Member Journals		372.69		774.21 CR

The Ross Galloway Superannuation Fund

General Ledger

For The Period 01 July 2017 - 30 June 2018

Transaction Date	Description	Units	Debit	Credit	Balance \$
15/09/2017	System Member Journals		559.04		215.17 CR
18/09/2017	System Member Journals			446.73	661.90 CR
11/10/2017	System Member Journals			242.99	904.89 CR
13/10/2017	System Member Journals		372.69		532.20 CR
17/10/2017	System Member Journals			528.80	1,061.00 CR
13/11/2017	System Member Journals			242.99	1,303.99 CR
17/11/2017	System Member Journals			528.80	1,832.79 CR
11/12/2017	System Member Journals			242.99	2,075.78 CR
18/12/2017	System Member Journals			528.80	2,604.58 CR
19/12/2017	System Member Journals		559.04		2,045.54 CR
11/01/2018	System Member Journals			242.99	2,288.53 CR
17/01/2018	System Member Journals			528.80	2,817.33 CR
19/01/2018	System Member Journals		372.69		2,444.64 CR
09/02/2018	System Member Journals			3,829.65	6,274.29 CR
12/02/2018	System Member Journals			242.99	6,517.28 CR
19/02/2018	System Member Journals			528.80	7,046.08 CR
08/03/2018	System Member Journals		372.69		6,673.39 CR
12/03/2018	System Member Journals			242.99	6,916.38 CR
13/03/2018	System Member Journals		372.69		6,543.69 CR
19/03/2018	System Member Journals			528.80	7,072.49 CR
11/04/2018	System Member Journals			242.99	7,315.48 CR
17/04/2018	System Member Journals			528.80	7,844.28 CR
19/04/2018	System Member Journals		510.00		7,334.28 CR
03/05/2018	System Member Journals		372.69		6,961.59 CR
08/05/2018	System Member Journals		372.69		6,588.90 CR
11/05/2018	System Member Journals			242.99	6,831.89 CR
17/05/2018	System Member Journals			528.80	7,360.69 CR
05/06/2018	System Member Journals		372.69		6,988.00 CR
11/06/2018	System Member Journals			242.99	7,230.99 CR
18/06/2018	System Member Journals			528.80	7,759.79 CR
30/06/2018	Create Entries - Profit/Loss Allocation - 30/06/2018		46,947.73		39,187.94 DR
30/06/2018	Create Entries - Profit/Loss Allocation - 30/06/2018		71,159.77		110,347.71 DR
30/06/2018	Create Entries - Income Tax Expense Allocation - 30/06/2018			5,944.52	104,403.19 DR
30/06/2018	Create Entries - Income Tax Expense Allocation - 30/06/2018			9,010.24	95,392.95 DR
			123,089.79	27,696.84	95,392.95 DR

Opening Balance (50010)

(Opening Balance) Galloway, Paula - Accumulation (GALPAU00001A)

01/07/2017	Opening Balance				776,644.86 CR
01/07/2017	Fund ledger balance forward at 01/07/2017			209,156.49	985,801.35 CR
				209,156.49	985,801.35 CR

(Opening Balance) Galloway, Ross - Accumulation (GALROS00001A)

01/07/2017	Opening Balance				494,637.42 CR
01/07/2017	Fund ledger balance forward at 01/07/2017			160,962.80	655,600.22 CR
				160,962.80	655,600.22 CR

The Ross Galloway Superannuation Fund

General Ledger

For The Period 01 July 2017 - 30 June 2018

Transaction Date	Description	Units	Debit	Credit	Balance \$
Division 293 Tax (51900)					
<u>(Division 293 Tax) Galloway, Ross - Accumulation (GALROS00001A)</u>					
09/02/2018	System Member Journals		3,829.65		3,829.65 DR
			3,829.65		3,829.65 DR
Contributions (52420)					
<u>(Contributions) Galloway, Paula - Accumulation (GALPAU00001A)</u>					
01/07/2017	Opening Balance				7,051.28 CR
01/07/2017	Fund ledger balance forward at 01/07/2017		7,051.28		0.00 DR
21/08/2017	System Member Journals			438.46	438.46 CR
14/09/2017	System Member Journals			438.46	876.92 CR
15/09/2017	System Member Journals			657.69	1,534.61 CR
13/10/2017	System Member Journals			438.46	1,973.07 CR
19/12/2017	System Member Journals			657.69	2,630.76 CR
19/01/2018	System Member Journals			438.46	3,069.22 CR
08/03/2018	System Member Journals			438.46	3,507.68 CR
13/03/2018	System Member Journals			438.46	3,946.14 CR
19/04/2018	System Member Journals			600.00	4,546.14 CR
03/05/2018	System Member Journals			438.46	4,984.60 CR
08/05/2018	System Member Journals			438.46	5,423.06 CR
05/06/2018	System Member Journals			438.46	5,861.52 CR
			7,051.28	5,861.52	5,861.52 CR
<u>(Contributions) Galloway, Ross - Accumulation (GALROS00001A)</u>					
01/07/2017	Opening Balance				35,000.00 CR
01/07/2017	Fund ledger balance forward at 01/07/2017		35,000.00		0.00 DR
			35,000.00		0.00 DR
Share of Profit/(Loss) (53100)					
<u>(Share of Profit/(Loss)) Galloway, Paula - Accumulation (GALPAU00001A)</u>					
01/07/2017	Opening Balance				231,906.94 CR
01/07/2017	Fund ledger balance forward at 01/07/2017		231,906.94		0.00 DR
30/06/2018	Create Entries - Profit/Loss Allocation - 30/06/2018			71,159.77	71,159.77 CR
			231,906.94	71,159.77	71,159.77 CR
<u>(Share of Profit/(Loss)) Galloway, Ross - Accumulation (GALROS00001A)</u>					
01/07/2017	Opening Balance				153,672.35 CR
01/07/2017	Fund ledger balance forward at 01/07/2017		153,672.35		0.00 DR
30/06/2018	Create Entries - Profit/Loss Allocation - 30/06/2018			46,947.73	46,947.73 CR
			153,672.35	46,947.73	46,947.73 CR
Income Tax (53330)					
<u>(Income Tax) Galloway, Paula - Accumulation (GALPAU00001A)</u>					
01/07/2017	Opening Balance				25,158.54 DR
01/07/2017	Fund ledger balance forward at 01/07/2017			25,158.54	0.00 DR
11/07/2017	System Member Journals			36.83	36.83 CR
11/08/2017	System Member Journals			36.83	73.66 CR

The Ross Galloway Superannuation Fund

General Ledger

For The Period 01 July 2017 - 30 June 2018

Transaction Date	Description	Units	Debit	Credit	Balance \$
11/09/2017	System Member Journals			36.83	110.49 CR
11/10/2017	System Member Journals			42.88	153.37 CR
13/11/2017	System Member Journals			42.88	196.25 CR
11/12/2017	System Member Journals			42.88	239.13 CR
11/01/2018	System Member Journals			42.88	282.01 CR
12/02/2018	System Member Journals			42.88	324.89 CR
12/03/2018	System Member Journals			42.88	367.77 CR
11/04/2018	System Member Journals			42.88	410.65 CR
11/05/2018	System Member Journals			42.88	453.53 CR
11/06/2018	System Member Journals			42.88	496.41 CR
30/06/2018	Create Entries - Income Tax Expense Allocation - 30/06/2018		9,010.24		8,513.83 DR
			9,010.24	25,654.95	8,513.83 DR
(Income Tax) Galloway, Ross - Accumulation (GALROS00001A)					
01/07/2017	Opening Balance				16,069.03 DR
01/07/2017	Fund ledger balance forward at 01/07/2017			16,069.03	0.00 DR
17/07/2017	System Member Journals			78.84	78.84 CR
17/08/2017	System Member Journals			78.84	157.68 CR
18/09/2017	System Member Journals			78.84	236.52 CR
17/10/2017	System Member Journals			93.32	329.84 CR
17/11/2017	System Member Journals			93.32	423.16 CR
18/12/2017	System Member Journals			93.32	516.48 CR
17/01/2018	System Member Journals			93.32	609.80 CR
19/02/2018	System Member Journals			93.32	703.12 CR
19/03/2018	System Member Journals			93.32	796.44 CR
17/04/2018	System Member Journals			93.32	889.76 CR
17/05/2018	System Member Journals			93.32	983.08 CR
18/06/2018	System Member Journals			93.32	1,076.40 CR
30/06/2018	Create Entries - Income Tax Expense Allocation - 30/06/2018		5,944.52		4,868.12 DR
			5,944.52	17,145.43	4,868.12 DR
Contributions Tax (53800)					
(Contributions Tax) Galloway, Paula - Accumulation (GALPAU00001A)					
01/07/2017	Opening Balance				1,057.68 DR
01/07/2017	Fund ledger balance forward at 01/07/2017			1,057.68	0.00 DR
21/08/2017	System Member Journals		65.77		65.77 DR
14/09/2017	System Member Journals		65.77		131.54 DR
15/09/2017	System Member Journals		98.65		230.19 DR
13/10/2017	System Member Journals		65.77		295.96 DR
19/12/2017	System Member Journals		98.65		394.61 DR
19/01/2018	System Member Journals		65.77		460.38 DR
08/03/2018	System Member Journals		65.77		526.15 DR
13/03/2018	System Member Journals		65.77		591.92 DR
19/04/2018	System Member Journals		90.00		681.92 DR
03/05/2018	System Member Journals		65.77		747.69 DR
08/05/2018	System Member Journals		65.77		813.46 DR
05/06/2018	System Member Journals		65.77		879.23 DR

The Ross Galloway Superannuation Fund

General Ledger

For The Period 01 July 2017 - 30 June 2018

Transaction Date	Description	Units	Debit	Credit	Balance \$
			879.23	1,057.68	879.23 DR
<u>(Contributions Tax) Galloway, Ross - Accumulation (GALROS00001A)</u>					
01/07/2017	Opening Balance				5,249.99 DR
01/07/2017	Fund ledger balance forward at 01/07/2017			5,249.99	0.00 DR
				5,249.99	0.00 DR
<u>Life Insurance Premiums (53920)</u>					
<u>(Life Insurance Premiums) Galloway, Paula - Accumulation (GALPAU00001A)</u>					
01/07/2017	Opening Balance				3,585.51 DR
01/07/2017	Fund ledger balance forward at 01/07/2017			3,585.51	0.00 DR
11/07/2017	System Member Journals		245.54		245.54 DR
11/08/2017	System Member Journals		245.54		491.08 DR
11/09/2017	System Member Journals		245.54		736.62 DR
11/10/2017	System Member Journals		285.87		1,022.49 DR
13/11/2017	System Member Journals		285.87		1,308.36 DR
11/12/2017	System Member Journals		285.87		1,594.23 DR
11/01/2018	System Member Journals		285.87		1,880.10 DR
12/02/2018	System Member Journals		285.87		2,165.97 DR
12/03/2018	System Member Journals		285.87		2,451.84 DR
11/04/2018	System Member Journals		285.87		2,737.71 DR
11/05/2018	System Member Journals		285.87		3,023.58 DR
11/06/2018	System Member Journals		285.87		3,309.45 DR
			3,309.45	3,585.51	3,309.45 DR
<u>(Life Insurance Premiums) Galloway, Ross - Accumulation (GALROS00001A)</u>					
01/07/2017	Opening Balance				6,390.53 DR
01/07/2017	Fund ledger balance forward at 01/07/2017			6,390.53	0.00 DR
17/07/2017	System Member Journals		525.57		525.57 DR
17/08/2017	System Member Journals		525.57		1,051.14 DR
18/09/2017	System Member Journals		525.57		1,576.71 DR
17/10/2017	System Member Journals		622.12		2,198.83 DR
17/11/2017	System Member Journals		622.12		2,820.95 DR
18/12/2017	System Member Journals		622.12		3,443.07 DR
17/01/2018	System Member Journals		622.12		4,065.19 DR
19/02/2018	System Member Journals		622.12		4,687.31 DR
19/03/2018	System Member Journals		622.12		5,309.43 DR
17/04/2018	System Member Journals		622.12		5,931.55 DR
17/05/2018	System Member Journals		622.12		6,553.67 DR
18/06/2018	System Member Journals		622.12		7,175.79 DR
			7,175.79	6,390.53	7,175.79 DR
<u>Bank Accounts (60400)</u>					
<u>Bank - ETrade (Bank - ETrade)</u>					
01/07/2017	Opening Balance				22,498.64 DR
31/07/2017	CREDIT INTEREST PAID		1.91		22,500.55 DR
31/08/2017	CREDIT INTEREST PAID		1.91		22,502.46 DR
29/09/2017	CREDIT INTEREST PAID		1.79		22,504.25 DR
31/10/2017	CREDIT INTEREST PAID		1.97		22,506.22 DR

The Ross Galloway Superannuation Fund

General Ledger

For The Period 01 July 2017 - 30 June 2018

Transaction Date	Description	Units	Debit	Credit	Balance \$
30/11/2017	CREDIT INTEREST PAID		1.85		22,508.07 DR
29/12/2017	CREDIT INTEREST PAID		1.79		22,509.86 DR
31/01/2018	CREDIT INTEREST PAID		2.04		22,511.90 DR
28/02/2018	CREDIT INTEREST PAID		1.72		22,513.62 DR
29/03/2018	CREDIT INTEREST PAID		1.79		22,515.41 DR
30/04/2018	CREDIT INTEREST PAID		1.98		22,517.39 DR
31/05/2018	CREDIT INTEREST PAID		1.91		22,519.30 DR
29/06/2018	CREDIT INTEREST PAID		1.79		22,521.09 DR
			22.45		22,521.09 DR
Bank - WBC 284-578 (Bank - WBC 284-578)					
01/07/2017	Opening Balance				390.51 DR
07/07/2017	TFR Private Bank Cheque from Super ac [TFR Westpac DIY to Super DIY]		70,000.00		70,390.51 DR
27/07/2017	TFR Private Ban Super DIY to Super [TFR Westpac DIY Super SaSuper DIY to Super]			20,000.00	50,390.51 DR
31/07/2017	INTEREST PAID		55.20		50,445.71 DR
07/08/2017	TFR Private Ban Super DIY to Super [TFR Westpac DIY Super SaSuper DIY to Super]			3,600.00	46,845.71 DR
10/08/2017	TFR Private Ban Super DIY to Super [TFR Westpac DIY Super SaSuper DIY to super]			1,200.00	45,645.71 DR
31/08/2017	INTEREST PAID		49.73		45,695.44 DR
25/09/2017	TFR Private Ban Super DIY to Super [TFR Westpac DIY Super SaSuper DIY to Super]			30,000.00	15,695.44 DR
29/09/2017	INTEREST PAID		41.27		15,736.71 DR
29/09/2017	TFR Private Ban super DIY to Super [TFR Westpac DIY Super Sasuper DIY to Super]			10,000.00	5,736.71 DR
31/10/2017	INTEREST PAID		6.28		5,742.99 DR
14/11/2017	TFR Private Ban DIY to Super [TFR Westpac DIY Super SaDIY to Super]			4,000.00	1,742.99 DR
20/11/2017	TFR Private Ban Super DIY to Super [TFR Westpac DIY Super SaSuper DIY to Super]			1,000.00	742.99 DR
30/11/2017	INTEREST PAID		3.36		746.35 DR
29/12/2017	INTEREST PAID		0.74		747.09 DR
10/01/2018	TFR Private Ban Super DIY to Super [TFR Westpac DIY Super SaSuper DIY to Super]			740.00	7.09 DR
31/01/2018	INTEREST PAID		0.31		7.40 DR
10/05/2018	TFR Private Bank Cheque super to diy [TFR Westpac DIY super to diy]		3,000.00		3,007.40 DR
24/05/2018	TFR Private Ban DIY to Super [TFR Westpac DIY Super SaDIY to Super]			2,500.00	507.40 DR
30/05/2018	TFR Private Ban super DIY to Super [TFR Westpac DIY Super Sasuper DIY to Super]			400.00	107.40 DR
31/05/2018	INTEREST PAID		1.55		108.95 DR
29/06/2018	INTEREST PAID		0.10		109.05 DR
			73,158.54	73,440.00	109.05 DR
Bank - WBC 180-169 (WBC180169)					
01/07/2017	Opening Balance				86,162.85 DR
07/07/2017	TFR Private Bank Cheque from			70,000.00	16,162.85 DR

The Ross Galloway Superannuation Fund

General Ledger

For The Period 01 July 2017 - 30 June 2018

Transaction Date	Description	Units	Debit	Credit	Balance \$
	Super ac [TFR Westpac DIY to Super DIY]				
11/07/2017	Asteron Life 02481632/00001			245.54	15,917.31 DR
11/07/2017	ORIGIN ELEC 077203717330			456.20	15,461.11 DR
14/07/2017	BPAY TAX OFFICE ATO			747.00	14,714.11 DR
17/07/2017	Asteron Life 02481632/00002			525.57	14,188.54 DR
20/07/2017	BPAY pershing s Wilsons			12,000.00	2,188.54 DR
27/07/2017	TFR Private Ban Super DIY to Super [TFR Westpac DIY Super SaSuper DIY to Super]		20,000.00		22,188.54 DR
27/07/2017	PYMT Bluesky Bluesky [FUND PURCHASE]			20,000.00	2,188.54 DR
31/07/2017	BPAY QLD URBAN Urban Utilities			274.53	1,914.01 DR
31/07/2017	PYMT A Micalizz MCA Accountants			275.00	1,639.01 DR
07/08/2017	TFR Private Ban Super DIY to Super [TFR Westpac DIY Super SaSuper DIY to Super]		3,600.00		5,239.01 DR
07/08/2017	BPAY BCC RATES Rate Account BCC			4,999.45	239.56 DR
10/08/2017	ORIGIN ELEC 079103834290			453.71	214.15 CR
10/08/2017	TFR Private Ban Super DIY to Super [TFR Westpac DIY Super SaSuper DIY to super]		1,200.00		985.85 DR
11/08/2017	Asteron Life 02481632/00001			245.54	740.31 DR
17/08/2017	Asteron Life 02481632/00002			525.57	214.74 DR
21/08/2017	SBSCH 460000935899		438.46		653.20 DR
24/08/2017	ATO ATO42220320262R236 Refund due to incorrect payment		5,000.00		5,653.20 DR
29/08/2017	PREMIER ADVANTAGE ANNUALPACKAGE FEE			395.00	5,258.20 DR
31/08/2017	TFR Private Bank Cheque Rent Rec'd		6,122.00		11,380.20 DR
11/09/2017	Asteron Life 02481632/00001			245.54	11,134.66 DR
11/09/2017	ORIGIN ELEC 086803924654			385.34	10,749.32 DR
13/09/2017	BPAY BCC RATES Rates			4,978.00	5,771.32 DR
14/09/2017	SBSCH 400000670700		438.46		6,209.78 DR
15/09/2017	SBSCH 420000564218		657.69		6,867.47 DR
18/09/2017	Asteron Life 02481632/00002			525.57	6,341.90 DR
25/09/2017	TFR Private Ban Super DIY to Super [TFR Westpac DIY Super SaSuper DIY to Super]		30,000.00		36,341.90 DR
25/09/2017	BPAY pershing s Wilsons			30,000.00	6,341.90 DR
28/09/2017	BPAY DEFT PAYME deft			1,269.64	5,072.26 DR
29/09/2017	OSR QLD 400006497848			6,108.75	1,036.49 CR
29/09/2017	TFR Private Ban super DIY to Super [TFR Westpac DIY Super Sasuper DIY to Super]		10,000.00		8,963.51 DR
09/10/2017	BPAY ATO Super ATO			762.00	8,201.51 DR
11/10/2017	Asteron Life 02481632/00001			285.87	7,915.64 DR
12/10/2017	ORIGIN ELEC 078703936764			435.41	7,480.23 DR
13/10/2017	SBSCH 460000949419		438.46		7,918.69 DR
17/10/2017	Asteron Life 02481632/00002			622.12	7,296.57 DR
20/10/2017	ERADEN PTY [PERSHING/WILSONS]		4,300.00		11,596.57 DR
23/10/2017	TFR Private Bank Cheque Rent rec'd Aug 18		6,122.00		17,718.57 DR
23/10/2017	PYMT A Micalizz MCA			2,310.00	15,408.57 DR

The Ross Galloway Superannuation Fund

General Ledger

For The Period 01 July 2017 - 30 June 2018

Transaction Date	Description	Units	Debit	Credit	Balance \$
25/10/2017	TFR Private Bank Cheque Rent rec'd Sep '18		6,122.00		21,530.57 DR
27/10/2017	BPAY QLD URBAN Urban Utilities			274.10	21,256.47 DR
02/11/2017	PYMT L1 Capital L1 Long Short Fund [Units Purchase]			20,000.00	1,256.47 DR
06/11/2017	TFR Private Bank Cheque Rent rec Oct 18		6,122.00		7,378.47 DR
13/11/2017	OSR QLD 400006497848			6,108.75	1,269.72 DR
13/11/2017	Asteron Life 02481632/00001			285.87	983.85 DR
14/11/2017	TFR Private Ban DIY to Super [TFR Westpac DIY Super SaDIY to Super]		4,000.00		4,983.85 DR
14/11/2017	BPAY AUTOMIC PT			4,312.50	671.35 DR
15/11/2017	ORIGIN ELEC 052504191045			558.93	112.42 DR
17/11/2017	Asteron Life 02481632/00002			622.12	509.70 CR
20/11/2017	TFR Private Ban Super DIY to Super [TFR Westpac DIY Super SaSuper DIY to Super]		1,000.00		490.30 DR
30/11/2017	INTEREST			0.67	489.63 DR
06/12/2017	TFR Private Bank Cheque Electricity repaid		5,675.00		6,164.63 DR
06/12/2017	TFR Rocket Repa BCC Rates reimburs			4,972.00	1,192.63 DR
11/12/2017	Asteron Life 02481632/00001			285.87	906.76 DR
18/12/2017	Asteron Life 02481632/00002			622.12	284.64 DR
19/12/2017	BLUESKY READIFYDISTRIBUTIO		14.36		299.00 DR
19/12/2017	BLUESKY READIFYDISTRIBUTIO		34.06		333.06 DR
19/12/2017	SBSCH 460000968210		657.69		990.75 DR
10/01/2018	TFR Private Ban Super DIY to Super [TFR Westpac DIY Super SaSuper DIY to Super]		740.00		1,730.75 DR
11/01/2018	Asteron Life 02481632/00001			285.87	1,444.88 DR
12/01/2018	OSR QLD 400006497848			6,108.75	4,663.87 CR
15/01/2018	TFR Private Bank Cheque Rent paid Nov '17		6,122.00		1,458.13 DR
17/01/2018	Asteron Life 02481632/00002			622.12	836.01 DR
17/01/2018	PERSHING SECURIT 712152		5,093.45		5,929.46 DR
19/01/2018	SBSCH 420000600740		438.46		6,367.92 DR
23/01/2018	BPAY QLD URBAN Water and sewerage			327.04	6,040.88 DR
31/01/2018	INTEREST			6.15	6,034.73 DR
09/02/2018	BPAY TAX OFFICE ATO			3,829.65	2,205.08 DR
12/02/2018	Asteron Life 02481632/00001			285.87	1,919.21 DR
19/02/2018	Asteron Life 02481632/00002			622.12	1,297.09 DR
20/02/2018	BLUESKY SUNFRESHDISTRIBUTI		1,000.12		2,297.21 DR
20/02/2018	PYMT Herd Holdi Herd Holdings P/L			1,000.00	1,297.21 DR
07/03/2018	TFR Private Bank Cheque Rent rec'd Dec 17		6,122.00		7,419.21 DR
07/03/2018	BPAY DEFT PAYME Body Corp fees			1,151.43	6,267.78 DR
08/03/2018	ATO ATO008000009346833		438.46		6,706.24 DR
08/03/2018	BPAY TAX OFFICE ATO			762.00	5,944.24 DR
12/03/2018	Asteron Life 02481632/00001			285.87	5,658.37 DR
12/03/2018	TFR Private Bank Cheque Rent rec'd Jan '18		6,122.00		11,780.37 DR
12/03/2018	BPAY BCC RATES BCC Rates			4,220.65	7,559.72 DR
13/03/2018	ATO ATO005000009123040		438.46		7,998.18 DR

The Ross Galloway Superannuation Fund

General Ledger

For The Period 01 July 2017 - 30 June 2018

Transaction Date	Description	Units	Debit	Credit	Balance \$
19/03/2018	Asteron Life 02481632/00002			622.12	7,376.06 DR
05/04/2018	BPAY TAX OFFICE ATO			5,995.65	1,380.41 DR
06/04/2018	BPAY DEFT PAYME Body Corp			1,066.54	313.87 DR
11/04/2018	Asteron Life 02481632/00001			285.87	28.00 DR
17/04/2018	Asteron Life 02481632/00002			622.12	594.12 CR
19/04/2018	TFR Private Bank Cheque P Galloway super		600.00		5.88 DR
30/04/2018	INTEREST			0.52	5.36 DR
03/05/2018	ATO ATO005000009193792		438.46		443.82 DR
04/05/2018	TFR Private Bank Cheque Rent paid Feb 2018		6,122.00		6,565.82 DR
04/05/2018	BPAY QLD URBAN Urban Utilities			384.40	6,181.42 DR
08/05/2018	ATO ATO005000009204955		438.46		6,619.88 DR
10/05/2018	TFR Private Bank Cheque super to diy [TFR Westpac DIY super to diy]			3,000.00	3,619.88 DR
11/05/2018	Asteron Life 02481632/00001			285.87	3,334.01 DR
17/05/2018	Asteron Life 02481632/00002			622.12	2,711.89 DR
17/05/2018	BLUESKY SUNFRESHDISTRIBUTI		915.06		3,626.95 DR
24/05/2018	TFR Private Ban DIY to Super [TFR Westpac DIY Super SaDIY to Super]		2,500.00		6,126.95 DR
24/05/2018	BPAY TAX OFFICE ATO			5,555.00	571.95 DR
30/05/2018	TFR Private Ban super DIY to Super [TFR Westpac DIY Super Sasuper DIY to Super]		400.00		971.95 DR
05/06/2018	ATO ATO008000009487698		438.46		1,410.41 DR
05/06/2018	TFR Private Bank Cheque Rent Rec'd Mar 18		6,122.00		7,532.41 DR
11/06/2018	Asteron Life 02481632/00001			285.87	7,246.54 DR
18/06/2018	Asteron Life 02481632/00002			622.12	6,624.42 DR
20/06/2018	TFR Private Bank Cheque Rent recd Apr 18		6,122.00		12,746.42 DR
25/06/2018	TFR Private Bank Cheque Rent recd may 18		6,122.00		18,868.42 DR
26/06/2018	TFR Private Bank Cheque Rent recd June 18		6,122.00		24,990.42 DR
			174,797.57	235,970.00	24,990.42 DR
<u>Wilsons CBA Cash Account (Wilsons CBA Cash Acc)</u>					
01/07/2017	Opening Balance				10,101.78 DR
01/07/2017	Interest		23.65		10,125.43 DR
03/07/2017	ALL DIVIDEND		46.90		10,172.33 DR
05/07/2017	NAB DIVIDEND		338.58		10,510.91 DR
14/07/2017	Management Fees			444.46	10,066.45 DR
14/07/2017	GST Management Fees			44.45	10,022.00 DR
20/07/2017	iShares Core S&P 500 ETF Purchase			10,037.87	15.87 CR
20/07/2017	MGE FUND PURCHASE			9,960.75	9,976.62 CR
20/07/2017	BPAY pershing s Wilsons		12,000.00		2,023.38 DR
25/07/2017	IVV DIVIDEND		34.45		2,057.83 DR
31/07/2017	MGE - Distbn receivable		300.00		2,357.83 DR
01/08/2017	INTEREST		11.40		2,369.23 DR
11/08/2017	VVR DISTRI		363.00		2,732.23 DR
14/08/2017	SYD DISTRI		330.00		3,062.23 DR
14/08/2017	Management Fees			468.85	2,593.38 DR
14/08/2017	GST Management Fees			46.88	2,546.50 DR

The Ross Galloway Superannuation Fund

General Ledger

For The Period 01 July 2017 - 30 June 2018

Transaction Date	Description	Units	Debit	Credit	Balance \$
14/08/2017	Mfs Concentrated Gbl - distn recv		224.80		2,771.30 DR
01/09/2017	INTEREST		3.70		2,775.00 DR
14/09/2017	Management Fees			467.36	2,307.64 DR
14/09/2017	GST Management Fees			46.74	2,260.90 DR
20/09/2017	SUN DIVIDEND		420.00		2,680.90 DR
25/09/2017	BPAY pershing s Wilsons		30,000.00		32,680.90 DR
26/09/2017	BHP DIVIDEND		333.58		33,014.48 DR
26/09/2017	SGR DIVIDEND		148.75		33,163.23 DR
28/09/2017	HSO DIVIDEND		119.00		33,282.23 DR
29/09/2017	CBA DIVIDEND		733.70		34,015.93 DR
29/09/2017	ISU DIVIDEND		181.20		34,197.13 DR
01/10/2017	INTEREST		5.14		34,202.27 DR
03/10/2017	SIV DIVIDEND		402.86		34,605.13 DR
12/10/2017	MGG PUR			30,000.00	4,605.13 DR
13/10/2017	CLS DIVIDEND		91.53		4,696.66 DR
13/10/2017	SEK DIVIDEND		141.75		4,838.41 DR
16/10/2017	Management Fees			476.75	4,361.66 DR
16/10/2017	GST Management Fees			47.67	4,313.99 DR
19/10/2017	CVT SHARES SOLD		622.89		4,936.88 DR
20/10/2017	ERADEN PTY [PERSHING/WILSONS]			4,300.00	636.88 DR
24/10/2017	IVV DIVIDEND		76.47		713.35 DR
01/11/2017	INTEREST		4.19		717.54 DR
14/11/2017	Management Fees			540.95	176.59 DR
14/11/2017	GST Management Fees			54.09	122.50 DR
15/11/2017	PL8 DIVIDEND		45.00		167.50 DR
30/11/2017	PL8 DIVIDEND		45.00		212.50 DR
01/12/2017	INTEREST		0.55		213.05 DR
13/12/2017	NAB DIVIDEND		338.58		551.63 DR
15/12/2017	Management Fees			553.04	1.41 CR
15/12/2017	GST Management Fees			55.30	56.71 CR
18/12/2017	SUN SHARES SALE		14,916.75		14,860.04 DR
18/12/2017	SIV SHAES SALE		12,510.30		27,370.34 DR
20/12/2017	ALL DIVIDEND		67.00		27,437.34 DR
28/12/2017	PLS SHARE PUR			24,884.75	2,552.59 DR
29/12/2017	PL8 DIVIDEND		45.00		2,597.59 DR
01/01/2018	INTEREST		17.53		2,615.12 DR
15/01/2018	Management Fees			568.43	2,046.69 DR
15/01/2018	GST Management Fees			56.84	1,989.85 DR
16/01/2018	MGG DIVIDEND		600.00		2,589.85 DR
19/01/2018	IVV DIVIDEND		75.14		2,664.99 DR
31/01/2018	PL8 DIVIDEND		45.00		2,709.99 DR
01/02/2018	INTEREST		4.79		2,714.78 DR
14/02/2018	SYD DISTRIBUTION		360.00		3,074.78 DR
14/02/2018	Management Fees			572.30	2,502.48 DR
14/02/2018	GST Management Fees			57.23	2,445.25 DR
15/02/2018	VVR DISTRI		363.00		2,808.25 DR
15/02/2018	PL8 SHARES SALE		10,675.25		13,483.50 DR

The Ross Galloway Superannuation Fund

General Ledger

For The Period 01 July 2017 - 30 June 2018

Transaction Date	Description	Units	Debit	Credit	Balance \$
19/02/2018	MFS Global Equity Trust Purchase			12,000.00	1,483.50 DR
28/02/2018	PL8 DIVIDEND		45.00		1,528.50 DR
01/03/2018	INTEREST		3.19		1,531.69 DR
15/03/2018	Management Fees			572.18	959.51 DR
15/03/2018	GST Management Fees			57.22	902.29 DR
16/03/2018	ELO SHAES SALE		16,345.76		17,248.05 DR
19/03/2018	ELO SHARE SALE		10,927.60		28,175.65 DR
22/03/2018	SGR DIVIDEND		131.25		28,306.90 DR
23/03/2018	HSO DIVIDEND		108.80		28,415.70 DR
27/03/2018	BHP DIVIDEND		444.69		28,860.39 DR
27/03/2018	OSL SHARES PUR			5,595.84	23,264.55 DR
28/03/2018	CBA DIVIDEND		638.00		23,902.55 DR
28/03/2018	ELO SHARE PUR			10,800.00	13,102.55 DR
29/03/2018	ISL DIVIDEND		67.95		13,170.50 DR
01/04/2018	INTEREST		15.03		13,185.53 DR
13/04/2018	CSL DIVIDEND		100.50		13,286.03 DR
13/04/2018	SEK DIVIDEND		162.00		13,448.03 DR
13/04/2018	Management Fees			549.83	12,898.20 DR
13/04/2018	GST Management Fees			54.98	12,843.22 DR
16/04/2018	ZNT DIVIDEND		137.50		12,980.72 DR
16/04/2018	LSF FUND PURCHASE			13,000.00	19.28 CR
16/04/2018	W/OFF		19.28		0.00 DR
23/04/2018	IVV DIVIDEND		73.74		73.74 DR
24/04/2018	ISU SHARES SALE		2,194.95		2,268.69 DR
01/05/2018	INTEREST		10.30		2,278.99 DR
14/05/2018	OSL SHARE PUR			2,443.32	164.33 CR
15/05/2018	Management Fees			560.05	724.38 CR
15/05/2018	GST Management Fees			56.00	780.38 CR
18/05/2018			10,359.17		9,578.79 DR
21/05/2018	BLG PURCHASE			6,999.66	2,579.13 DR
29/05/2018	HSO		8,033.25		10,612.38 DR
15/06/2018	INTEREST		11.56		10,623.94 DR
15/06/2018	Management Fees			580.81	10,043.13 DR
15/06/2018	GST Management Fees			58.08	9,985.05 DR
30/06/2018	investment clearing trf		12,067.75		22,052.80 DR
			148,963.70	137,012.68	22,052.80 DR

Distributions Receivable (61800)

Mfs Concentrated Gibl Equ Tr (Ins) (ETL0172AU)

01/07/2017	Opening Balance				224.80 DR
14/08/2017	Mfs Concentrated Gibl - distn rcv			224.80	0.00 DR
30/06/2018	To record distribution receivable		808.20		808.20 DR
			808.20	224.80	808.20 DR

L1 Capital Long Short Fund D Class (ETL0490AU)

30/06/2018	To record distribution receivable		985.30		985.30 DR
			985.30		985.30 DR

MGE- Magellan Global Equities Fund (Managed Fund) - Managed Fund Units Fully (MGE)

The Ross Galloway Superannuation Fund

General Ledger

For The Period 01 July 2017 - 30 June 2018

Transaction Date	Description	Units	Debit	Credit	Balance \$
01/07/2017	Opening Balance				300.00 DR
31/07/2017	MGE - Distbn receivable			300.00	0.00 DR
30/06/2018	To record distribution receivable		923.31		923.31 DR
			923.31	300.00	923.31 DR
<u>Magellan Global Trust (MGG.AX)</u>					
30/06/2018	To record distribution receivable		637.50		637.50 DR
			637.50		637.50 DR
Rent Receivable (62800)					
<u>Rent Receivable (62800)</u>					
22/11/2017	To take up payment as per ATO ICA Account			389.00	389.00 CR
30/06/2018	show rent receivable 2018		3,536.00		3,147.00 DR
30/06/2018	Clear additional rent in sundry creditors (after reduction for incorrect withdrawals)			1,710.41	1,436.59 DR
			3,536.00	2,099.41	1,436.59 DR
Sundry Debtors (68000)					
<u>Sundry Debtors (68000)</u>					
01/07/2017	Opening Balance				6,221.00 DR
06/12/2017	TFR Private Bank Cheque Electricity repaid			5,675.70	545.30 DR
30/06/2018	To reallocate water charges per mail received		1,260.07		1,805.37 DR
			1,260.07	5,675.70	1,805.37 DR
Managed Investments (Australian) (74700)					
<u>Mfs Concentrated Glbl Equ Tr (Ins) (ETL0172AU)</u>					
01/07/2017	Opening Balance	4,977.00			11,870.64 DR
19/02/2018	MFS Global Equity Trust Purchase	4,857.00	12,000.00		23,870.64 DR
30/06/2018	Revaluation - 30/06/2018 @ \$2.540900 (Exit) - 9,834.000000 Units on hand		1,116.57		24,987.21 DR
		9,834.00	13,116.57		24,987.21 DR
<u>MGE- Magellan Global Equities Fund (Managed Fund) - Managed Fund Units Fully (MGE)</u>					
01/07/2017	Opening Balance	6,000.00			16,620.00 DR
20/07/2017	MGE FUND PURCHASE	3,600.00	9,960.75		26,580.75 DR
30/06/2018	Revaluation - 30/06/2018 @ \$3.140000 (Exit) - 9,600.000000 Units on hand		3,563.25		30,144.00 DR
		9,600.00	13,524.00		30,144.00 DR
Real Estate Properties (Australian - Non Residential) (77250)					
<u>4/25 Mary Street Brisbane (\$-P0010)</u>					
01/07/2017	Opening Balance	1.00			1,237,500.00 DR
		1.00			1,237,500.00 DR
Shares in Listed Companies (Australian) (77600)					
<u>Afterpay Holdings Limited - Ordinary Fully Paid (AFY.AX)</u>					
01/07/2017	Opening Balance	4,167.00			11,417.58 DR
06/07/2017	To process Afterpay / Touchcorp Merger	(4,167.00)		10,000.80	1,416.78 DR
06/07/2017	Unrealised Gain writeback as at 06/07/2017			1,416.78	0.00 DR

The Ross Galloway Superannuation Fund

General Ledger

For The Period 01 July 2017 - 30 June 2018

Transaction Date	Description	Units	Debit	Credit	Balance \$
		0.00		11,417.58	0.00 DR
<u>Aristocrat Leisure Limited (ALL.AX)</u>					
01/07/2017	Opening Balance	335.00			7,557.60 DR
30/06/2018	Revaluation - 29/06/2018 @ \$30.900000 (System Price) - 335.000000 Units on hand		2,793.90		10,351.50 DR
		335.00	2,793.90		10,351.50 DR
<u>ANZ - Australia and New Zealand Banking Group Limited (ANZ.AX)</u>					
01/07/2017	Opening Balance	888.00			25,503.36 DR
03/07/2017	To record ANZ DRP	25.00	710.40		26,213.76 DR
08/12/2017	To record ANZ DRP	25.00	730.40		26,944.16 DR
30/06/2018	Revaluation - 29/06/2018 @ \$28.240000 (System Price) - 938.000000 Units on hand			455.04	26,489.12 DR
		938.00	1,440.80	455.04	26,489.12 DR
<u>Afterpay Touch Group Limited (APT.AX)</u>					
06/07/2017	To process Afterpay / Touchcorp Merger	6,535.00	17,795.55		17,795.55 DR
17/01/2018	PERSHING SECURIT 712152	(785.00)		2,137.64	15,657.91 DR
14/05/2018	To process APT sale - 1750 Units	(1,750.00)		4,765.45	10,892.46 DR
30/06/2018	Revaluation - 29/06/2018 @ \$9.350000 (System Price) - 4,000.000000 Units on hand		26,507.54		37,400.00 DR
		4,000.00	44,303.09	6,903.09	37,400.00 DR
<u>BHP Billiton Limited (BHP.AX)</u>					
01/07/2017	Opening Balance	630.00			14,666.40 DR
30/06/2018	Revaluation - 29/06/2018 @ \$33.910000 (System Price) - 630.000000 Units on hand		6,696.90		21,363.30 DR
		630.00	6,696.90		21,363.30 DR
<u>Bluglass Limited (BLG.AX)</u>					
21/05/2018	BLG PURCHASE	18,918.00	6,999.66		6,999.66 DR
30/06/2018	Revaluation - 29/06/2018 @ \$0.300000 (System Price) - 18,918.000000 Units on hand			1,324.26	5,675.40 DR
		18,918.00	6,999.66	1,324.26	5,675.40 DR
<u>Commonwealth Bank of Australia - Ordinary Fully Paid (CBA.AX)</u>					
01/07/2017	Opening Balance	319.00			26,416.39 DR
30/06/2018	Revaluation - 29/06/2018 @ \$72.870000 (System Price) - 319.000000 Units on hand			3,170.86	23,245.53 DR
		319.00		3,170.86	23,245.53 DR
<u>CSL Limited (CSL.AX)</u>					
01/07/2017	Opening Balance	100.00			13,803.00 DR
30/06/2018	Revaluation - 29/06/2018 @ \$192.620000 (System Price) - 100.000000 Units on hand		5,459.00		19,262.00 DR
		100.00	5,459.00		19,262.00 DR
<u>CVT- Covata Limited - Ordinary Fully Paid (CVT.AX)</u>					
01/07/2017	Opening Balance	14,392.00			460.54 DR
19/10/2017	CVT SHARES SOLD	(14,392.00)		5,999.83	5,539.29 CR
19/10/2017	Unrealised Gain writeback as at 19/10/2017		5,539.29		0.00 DR

The Ross Galloway Superannuation Fund

General Ledger

For The Period 01 July 2017 - 30 June 2018

Transaction Date	Description	Units	Debit	Credit	Balance \$
		0.00	5,539.29	5,999.83	0.00 DR
<u>Elmo Software Limited (ELO.AX)</u>					
01/07/2017	Opening Balance	4,000.00			10,000.00 DR
16/03/2018	ELO SHAES SALE	(2,393.00)		4,786.00	5,214.00 DR
16/03/2018	Unrealised Gain writeback as at 16/03/2018			1,196.50	4,017.50 DR
19/03/2018	ELO SHARE SALE	(1,607.00)		3,214.00	803.50 DR
19/03/2018	Unrealised Gain writeback as at 19/03/2018			803.50	0.00 DR
28/03/2018	ELO SHARE PUR	2,000.00	10,800.00		10,800.00 DR
30/06/2018	Revaluation - 29/06/2018 @ \$5.500000 (System Price) - 2,000.000000 Units on hand		200.00		11,000.00 DR
		2,000.00	11,000.00	10,000.00	11,000.00 DR
<u>Healthscope Limited. (HSO.AX)</u>					
01/07/2017	Opening Balance	3,400.00			7,514.00 DR
29/05/2018	HSO	(3,400.00)		10,394.75	2,880.75 CR
29/05/2018	Unrealised Gain writeback as at 29/05/2018		2,880.75		0.00 DR
		0.00	2,880.75	10,394.75	0.00 DR
<u>ISU- Iselect Limited. - Ordinary Fully Paid (ISU.AX)</u>					
01/07/2017	Opening Balance	4,530.00			9,105.30 DR
24/04/2018	ISU SHARES SALE	(4,530.00)		4,065.15	5,040.15 DR
24/04/2018	Unrealised Gain writeback as at 24/04/2018			5,040.15	0.00 DR
		0.00		9,105.30	0.00 DR
<u>Ishares S&p 500 Etf - Chess Depository Interests 1:1 Ishs&p500 (IVV.AX)</u>					
01/07/2017	Opening Balance	35.00			11,130.00 DR
20/07/2017	iShares Core S&P 500 ETF Purchase	32.00	10,037.87		21,167.87 DR
30/06/2018	Revaluation - 29/06/2018 @ \$370.470000 (System Price) - 67.000000 Units on hand		3,653.62		24,821.49 DR
		67.00	13,691.49		24,821.49 DR
<u>NAB - National Australia Bank Limited (NAB.AX)</u>					
01/07/2017	Opening Balance	342.00			10,119.78 DR
30/06/2018	Revaluation - 29/06/2018 @ \$27.410000 (System Price) - 342.000000 Units on hand			745.56	9,374.22 DR
		342.00		745.56	9,374.22 DR
<u>Oncosil Medical Ltd (OSL.AX)</u>					
27/03/2018	OSL SHARES PUR	46,632.00	5,595.84		5,595.84 DR
14/05/2018	OSL SHARE PUR	20,361.00	2,443.32		8,039.16 DR
18/05/2018		(66,993.00)		8,039.16	0.00 DR
		0.00	8,039.16	8,039.16	0.00 DR
<u>Plato Income Maximiser Limited. (PL8.AX)</u>					
01/07/2017	Opening Balance	10,000.00			10,950.00 DR
15/02/2018	PL8 SHARES SALE	(10,000.00)		11,000.00	50.00 CR
15/02/2018	Unrealised Gain writeback as at 15/02/2018		50.00		0.00 DR
		0.00	50.00	11,000.00	0.00 DR
<u>Plato Income Maximiser Limited. (PL8O.AX)</u>					

The Ross Galloway Superannuation Fund

General Ledger

For The Period 01 July 2017 - 30 June 2018

Transaction Date	Description	Units	Debit	Credit	Balance \$
01/07/2017	Opening Balance	10,000.00			120.00 DR
30/06/2018	Revaluation - 29/06/2018 @ \$0.002000 (System Price) - 10,000.000000 Units on hand			100.00	20.00 DR
		10,000.00		100.00	20.00 DR
<u>Pilbara Minerals Limited (PLS.AX)</u>					
28/12/2017	PLS SHARE PUR	22,000.00	24,884.75		24,884.75 DR
30/06/2018	Revaluation - 29/06/2018 @ \$0.865000 (System Price) - 22,000.000000 Units on hand			5,854.75	19,030.00 DR
		22,000.00	24,884.75	5,854.75	19,030.00 DR
<u>Seek Limited (SEK.AX)</u>					
01/07/2017	Opening Balance	675.00			11,414.25 DR
30/06/2018	Revaluation - 29/06/2018 @ \$21.810000 (System Price) - 675.000000 Units on hand		3,307.50		14,721.75 DR
		675.00	3,307.50		14,721.75 DR
<u>The Star Entertainment Group Limited (SGR.AX)</u>					
01/07/2017	Opening Balance	1,750.00			8,837.50 DR
30/06/2018	Revaluation - 29/06/2018 @ \$4.930000 (System Price) - 1,750.000000 Units on hand			210.00	8,627.50 DR
		1,750.00		210.00	8,627.50 DR
<u>SIV - Silver Chef Limited - Ordinary Fully Paid (SIV.AX)</u>					
01/07/2017	Opening Balance	1,605.00			11,989.35 DR
18/12/2017	SIV SHAES SALE	(1,605.00)		15,870.53	3,881.18 CR
18/12/2017	Unrealised Gain writeback as at 18/12/2017		3,881.18		0.00 DR
		0.00	3,881.18	15,870.53	0.00 DR
<u>SUN - Suncorp-Metway Limited. - Ordinary Fully Paid (SUN.AX)</u>					
01/07/2017	Opening Balance	1,050.00			15,561.00 DR
18/12/2017	SUN SHARES SALE	(1,050.00)		13,217.40	2,343.60 DR
18/12/2017	Unrealised Gain writeback as at 18/12/2017			2,343.60	0.00 DR
		0.00		15,561.00	0.00 DR
<u>Touchcorp Limited - Ordinary Fully Paid (TCH.AX)</u>					
01/07/2017	Opening Balance	3,700.00			6,179.00 DR
06/07/2017	To process Afterpay / Touchcorp Merger	(3,700.00)		7,794.75	1,615.75 CR
06/07/2017	Unrealised Gain writeback as at 06/07/2017		1,615.75		0.00 DR
		0.00	1,615.75	7,794.75	0.00 DR
<u>Westpac Banking Corporation (WBC.AX)</u>					
01/07/2017	Opening Balance	822.00			25,079.22 DR
04/07/2017	To record WBC DRP	26.00	772.68		25,851.90 DR
22/12/2017	To record WBC DRP	25.00	797.12		26,649.02 DR
30/06/2018	Revaluation - 29/06/2018 @ \$29.300000 (System Price) - 873.000000 Units on hand			1,070.12	25,578.90 DR
		873.00	1,569.80	1,070.12	25,578.90 DR
<u>Wesfarmers Limited (WES.AX)</u>					
01/07/2017	Opening Balance	279.00			11,193.48 DR

The Ross Galloway Superannuation Fund

General Ledger

For The Period 01 July 2017 - 30 June 2018

Transaction Date	Description	Units	Debit	Credit	Balance \$
30/06/2018	Revaluation - 29/06/2018 @ \$49.360000 (System Price) - 279.000000 Units on hand		2,577.96		13,771.44 DR
		279.00	2,577.96		13,771.44 DR
<u>Zenitas Healthcare Limited- Ordinary Fully Paid (ZNT.AX)</u>					
01/07/2017	Opening Balance	10,000.00			9,200.00 DR
22/11/2017	To allocate ZNT Right Issue to correct account	3,750.00	4,312.50		13,512.50 DR
30/06/2018	Revaluation - 29/06/2018 @ \$0.995000 (System Price) - 13,750.000000 Units on hand		168.75		13,681.25 DR
		13,750.00	4,481.25		13,681.25 DR
<u>Zenitas Healthcare Limited - Rights (ZNTAI.AX)</u>					
22/11/2017	Non-Renounceable Rights Issue for 3750 units	3,750.00	4,312.50		4,312.50 DR
22/11/2017	To allocate ZNT Right Issue to correct account	(3,750.00)		4,312.50	0.00 DR
		0.00	4,312.50	4,312.50	0.00 DR
Units in Listed Unit Trusts (Australian) (78200)					
<u>L1 Long Short Fund Limited (LSF.AX)</u>					
16/04/2018	LSF FUND PURCHASE	6,500.00	13,000.00		13,000.00 DR
30/06/2018	Revaluation - 29/06/2018 @ \$1.880000 (System Price) - 6,500.000000 Units on hand			780.00	12,220.00 DR
		6,500.00	13,000.00	780.00	12,220.00 DR
<u>Magellan Global Trust (MGG.AX)</u>					
12/10/2017	MGG PUR	20,000.00	30,000.00		30,000.00 DR
15/01/2018	To record unit allocation in MGG due to priority offer	1,250.00			30,000.00 DR
30/06/2018	Revaluation - 29/06/2018 @ \$1.600000 (System Price) - 20,000.000000 Units on hand		2,000.00		32,000.00 DR
30/06/2018	Revaluation - 29/06/2018 @ \$1.600000 (System Price) - 21,250.000000 Units on hand		2,000.00		34,000.00 DR
		21,250.00	34,000.00		34,000.00 DR
<u>Sydney Airport - Units Fully Paid Stapled Securities Us Prohibited (SYD.AX1)</u>					
01/07/2017	Opening Balance	2,000.00			14,180.00 DR
30/06/2018	Revaluation - 29/06/2018 @ \$7.160000 (System Price) - 2,000.000000 Units on hand		140.00		14,320.00 DR
		2,000.00	140.00		14,320.00 DR
<u>Viva Energy Reit - Stapled Securities (VVR.AX1)</u>					
01/07/2017	Opening Balance	5,500.00			12,485.00 DR
30/06/2018	Revaluation - 29/06/2018 @ \$2.250000 (System Price) - 5,500.000000 Units on hand			110.00	12,375.00 DR
		5,500.00		110.00	12,375.00 DR
Units in Unlisted Unit Trusts (Australian) (78400)					
<u>Blue Sky Private Equity Retirement Village Fund (\$-T0018)</u>					
01/07/2017	Opening Balance	30,000.00			0.00 DR
30/06/2018	Revaluation - 30/06/2018 @ \$0.041600 (Exit) - 30,000.000000 Units on hand		1,248.00		1,248.00 DR
		30,000.00	1,248.00		1,248.00 DR

The Ross Galloway Superannuation Fund

General Ledger

For The Period 01 July 2017 - 30 June 2018

Transaction Date	Description	Units	Debit	Credit	Balance \$
<u>Blue Sky VC 2012 Fund LP (\$-T0041)</u>					
01/07/2017	Opening Balance	10,000.00			8,588.00 DR
30/06/2018	Revaluation - 30/06/2018 @ \$0.830700 (Exit) - 10,000.000000 Units on hand			281.00	8,307.00 DR
		10,000.00		281.00	8,307.00 DR
<u>Blue Sky Private Equity Vinomofu Fund (\$-T0048)</u>					
01/07/2017	Opening Balance	10,000.00			10,000.00 DR
30/06/2018	Revaluation - 30/06/2018 @ \$0.878300 (Exit) - 10,000.000000 Units on hand			1,217.00	8,783.00 DR
		10,000.00		1,217.00	8,783.00 DR
<u>Blue Sky Cove Property Group 2 Rector Street Trust (\$-T0056)</u>					
01/07/2017	Opening Balance	14,636.00			20,494.79 DR
30/06/2018	Revaluation - 30/06/2018 @ \$1.172100 (Exit) - 14,636.000000 Units on hand			3,339.93	17,154.86 DR
		14,636.00		3,339.93	17,154.86 DR
<u>Blue Sky Priv Eq Sunfresh Fund (BSP7976AU)</u>					
27/07/2017	PYMT Bluesky Bluesky [FUND PURCHASE]	20,000.00	20,000.00		20,000.00 DR
30/06/2018	Revaluation - 30/06/2018 @ \$1.355435 (Exit) - 20,000.000000 Units on hand		7,108.70		27,108.70 DR
		20,000.00	27,108.70		27,108.70 DR
<u>L1 Capital Long Short Fund D Class (ETL0490AU)</u>					
02/11/2017	PYMT L1 Capital L1 Long Short Fund [Units Purchase]	15,960.41	20,000.00		20,000.00 DR
30/06/2018	Revaluation - 30/06/2018 @ \$1.141300 (Exit) - 15,960.410000 Units on hand			1,784.38	18,215.62 DR
		15,960.41	20,000.00	1,784.38	18,215.62 DR
Income Tax Payable/Refundable (85000)					
<u>Income Tax Payable/Refundable (85000)</u>					
01/07/2017	Opening Balance				7,334.90 CR
01/07/2017	Fund ledger balance forward at 01/07/2017		13,608.85		6,273.95 DR
01/07/2017	Fund ledger balance forward at 01/07/2017			11,313.62	5,039.67 CR
01/07/2017	Fund ledger balance forward at 01/07/2017			54.23	5,093.90 CR
01/07/2017	Fund ledger balance forward at 01/07/2017			2,241.00	7,334.90 CR
14/07/2017	BPAY TAX OFFICE ATO		747.00		6,587.90 CR
09/10/2017	BPAY ATO Super ATO		762.00		5,825.90 CR
22/11/2017	To take up payment as per ATO ICA Account		389.00		5,436.90 CR
08/03/2018	BPAY TAX OFFICE ATO		762.00		4,674.90 CR
05/04/2018	BPAY TAX OFFICE ATO		5,736.65		1,061.75 DR
24/05/2018	BPAY TAX OFFICE ATO		5,555.00		6,616.75 DR
30/06/2018	Create Entries - Franking Credits Adjustment - 30/06/2018		4,205.48		10,822.23 DR
30/06/2018	Create Entries - Foreign Credits Adjustment - 30/06/2018		306.34		11,128.57 DR
30/06/2018	Create Entries - Income Tax Expense - 30/06/2018			9,007.35	2,121.22 DR

The Ross Galloway Superannuation Fund

General Ledger

For The Period 01 July 2017 - 30 June 2018

Transaction Date	Description	Units	Debit	Credit	Balance \$
			32,072.32	22,616.20	2,121.22 DR
Sundry Creditors (88000)					
<u>Sundry Creditors (88000)</u>					
11/07/2017	ORIGIN ELEC 077203717330		456.20		456.20 DR
10/08/2017	ORIGIN ELEC 079103834290		453.71		909.91 DR
24/08/2017	ATO ATO42220320262R236 Refund due to incorrect payment			5,000.00	4,090.09 CR
11/09/2017	ORIGIN ELEC 086803924654		385.34		3,704.75 CR
12/10/2017	ORIGIN ELEC 078703936764		435.41		3,269.34 CR
15/11/2017	ORIGIN ELEC 052504191045		558.93		2,710.41 CR
20/02/2018	PYMT Herd Holdi Herd Holdings P/L		1,000.00		1,710.41 CR
30/06/2018	Clear additional rent in sundry creditors (after reduction for incorrect withdrawals)		1,710.41		0.00 DR
			5,000.00	5,000.00	0.00 DR
Deferred Tax Liability/Asset (89000)					
<u>Deferred Tax Liability/Asset (89000)</u>					
01/07/2017	Opening Balance				67,119.29 CR
30/06/2018	Create Entries - PDIT Entry - 30/06/2018			5,253.83	72,373.12 CR
				5,253.83	72,373.12 CR
Bank Data Clearing Account (91000)					
<u>Bank Data Clearing Account (91000)</u>					
15/01/2018	To record unit allocation in MGG due to priority offer				0.00 DR
			0.00		0.00 DR
Investment Movement Data Clearing Account (94910)					
<u>Investment Movement Data Clearing Account (94910)</u>					
14/11/2017	BPAY AUTOMIC PT		4,312.50		4,312.50 DR
22/11/2017	Non-Renounceable Rights Issue for 3750 units			4,312.50	0.00 DR
14/05/2018	To process APT sale - 1750 Units		12,067.75		12,067.75 DR
30/06/2018	investment clearing trf			12,067.75	0.00 DR
			16,380.25	16,380.25	0.00 DR
Total Debits:	1,442,671.13				
Total Credits:	1,442,671.13				