

THE A & J CAIRNS SF

Statement of Financial Position

As At 30 Jun 2023

	As at 30 Jun 2022	Quantity	As at 30 Jun 2023	Quantity
	Balance		Balance	
Assets				
Investments				
Cash and Cash Equivalents				
CBA Term Deposit #3483	\$ 0.00		\$ 450,000.00	450,000
Me Bank TD#1657	\$ 201,600.00	201,600	\$ 203,011.20	203,011.20000
St.George TD #6330	\$ 0.00		\$ 88,000.00	88,000
Total Cash and Cash Equivalents	\$ 201,600.00		\$ 741,011.20	
Derivative Investments				
Magellan Financial Group Limited \$ Option Exp 115.40 16-Apr-2027	\$ 115.40	157	\$ 31.40	157
Total Derivative Investments	\$ 115.40		\$ 31.40	
Shares in Listed Companies				
Ampol Limited	\$ 8,557.50	250	\$ 7,485.00	250
Auckland International Airport Limited - Ordinary Fully Paid Foreign Exempt Nzx	\$ 31,400.00	4,000	\$ 31,400.00	4,000
Audinate Group Limited	\$ 29,783.00	3,950	\$ 36,695.50	3,950
Australia And New Zealand Banking Group Limited	\$ 11,015.00	500	\$ 11,855.00	500
Australian Finance Group Ltd	\$ 12,080.00	8,000	\$ 14,320.00	8,000
Bapcor Limited	\$ 66.88	11	\$ 65.34	11
Brickworks Limited	\$ 27,810.00	1,500	\$ 0.00	0
BWX Limited	\$ 5,612.80	8,770	\$ 1,754.00	8,770
Carsales.Com Limited.	\$ 42,057.93	2,287	\$ 0.00	0
Chorus Limited - Ordinary Fully Paid Foreign Exempt Nzx	\$ 15,500.00	2,000	\$ 15,500.00	2,000
Commonwealth Bank Of Australia	\$ 9,038.00	100	\$ 10,027.00	100
Computershare Limited.	\$ 27,448.96	1,114	\$ 26,045.32	1,114
Domino's Pizza Enterprises Limited	\$ 14,960.00	220	\$ 10,214.60	220
EML Payments Limited	\$ 8,610.00	7,000	\$ 4,375.00	7,000
Frontier Digital Ventures Limited	\$ 21,267.74	30,167	\$ 11,915.96	30,167
Gentrack Group Limited - Ordinary Fully Paid Foreign Exempt Nzx	\$ 0.00	6,500	\$ 0.00	0
Integral Diagnostics Limited	\$ 9,090.00	3,000	\$ 0.00	0
loof Holdings Limited	\$ 20,062.02	7,458	\$ 21,031.56	7,458
Magellan Financial Group Limited	\$ 16,150.00	1,250	\$ 11,862.50	1,250
Medical Developments International Limited	\$ 3,650.00	2,500	\$ 0.00	0
Mineral Resources Limited	\$ 9,654.00	200	\$ 0.00	0
Moneyme Limited	\$ 5,700.00	10,000	\$ 790.00	10,000
Nanosonics Limited	\$ 13,440.00	4,000	\$ 0.00	0
National Australia Bank Limited	\$ 18,515.64	676	\$ 17,826.12	676
New Hope Corporation Limited	\$ 39,790.00	11,500	\$ 55,775.00	11,500
Nextdc Limited	\$ 15,960.00	1,500	\$ 0.00	0
Omni Bridgeway Limited - Ordinary Fully Paid Foreign Exempt Nzx	\$ 0.00	3,227	\$ 0.00	0
Origin Energy Limited	\$ 9,007.56	1,572	\$ 0.00	0
Platinum Asset Management Limited	\$ 25,926.00	14,900	\$ 25,926.00	14,900
Santos Limited	\$ 28,166.32	3,796	\$ 28,545.92	3,796
Servcorp Limited	\$ 21,450.00	6,500	\$ 0.00	0
South32 Limited	\$ 46,098.00	11,700	\$ 43,992.00	11,700
Tabcorp Holdings Limited	\$ 3,485.74	3,273	\$ 0.00	0
Telstra Corporation Limited.	\$ 15,400.00	4,000	\$ 0.00	0
Ten Network Holdings Limited- Listed	\$ 0.00	1,178	\$ 0.00	1,178
The Lottery Corporation Limited	\$ 14,793.96	3,273	\$ 0.00	0
Thorn Group Limited	\$ 5,390.00	22,000	\$ 0.00	0
TPG Telecom Limited.	\$ 42,595.95	7,135	\$ 34,747.45	7,135
Unibail-Rodamco-Westfield - Ches Deposits 20:1	\$ 19,558.00	5,080	\$ 19,558.00	5,080
United Malt Group Limited	\$ 6,540.00	2,000	\$ 0.00	0
Wam Active Limited	\$ 7,350.00	10,000	\$ 6,650.00	10,000
WAM Capital Limited	\$ 5,786.08	3,364	\$ 5,029.18	3,364
Wam Global Limited	\$ 60,840.00	36,000	\$ 66,780.00	36,000
Wam Leaders Limited	\$ 31,188.52	21,362	\$ 31,081.71	21,362
Wam Microcap Limited	\$ 53,834.62	33,129	\$ 46,711.89	33,129
Wam Strategic Value Limited	\$ 16,839.20	17,360	\$ 16,926.00	17,360
Westpac Banking Corporation	\$ 93,561.00	4,798	\$ 102,389.32	4,798
Woodside Energy Group Ltd	\$ 72,531.52	2,278	\$ 78,454.32	2,278
Total Shares in Listed Companies	\$ 1,008,870.59		\$ 795,729.69	
Shares in Unlisted Companies				
CAR_R	\$ 0.00	550	\$ 0.00	0
Total Shares in Unlisted Companies	\$ 0.00		\$ 0.00	
Units In Listed Unit Trusts				

Intelligent Investor Aus Equity Growth Fund (Managed Fund) - Intelligent Investor Aus Eq Gth Fund (Managed Fund)	41,427.75	15,175
Intelligent Investor Aus Equity Income Fund (Managed Fund) - Intelligent Investor Aus Eq Ic Fund (Managed Fund)	45,653.52	17,293
Total Units In Listed Unit Trusts	\$ 86,908.34	\$ 87,081.27
Total Investments	\$ 1,297,494.33	\$ 1,623,853.56
Other Assets		
Cash At Bank		
Bank West	\$ 300,645.15	\$ 27,633.19
St George Complete Freedom	\$ 85,584.91	\$ 116,175.03
Total Cash At Bank	\$ 386,230.06	\$ 143,808.22
Receivables		
Investment Income Receivable		
Distributions		
Units In Listed Unit Trusts		
Intelligent Investor Aus Equity Growth Fund (Managed Fund) - Intelligent Investor Aus Eq Gth Fund (Managed Fund)	11,768.71	5,042.09
Intelligent Investor Aus Equity Income Fund (Managed Fund) - Intelligent Investor Aus Eq Ic Fund (Managed Fund)	11,768.71	5,042.09
Total Units In Listed Unit Trusts	11,768.71	\$ 5,042.09
Total Distributions	\$ 11,768.71	\$ 5,042.09
Total Investment Income Receivable	\$ 11,768.71	\$ 5,042.09
Total Receivables	\$ 11,768.71	\$ 5,042.09
Current Tax Assets		
Withholding Credits		
Shares in Listed Companies		
Domino's Pizza Enterprises Limited	27.00	\$ 0.00
Total Shares in Listed Companies	27.00	\$ 0.00
Stapled Securities		
Lendlease Group - Fully Paid Ordinary/US\$100 Stapled Securities	55.00	\$ 0.00
Total Stapled Securities	\$ 55.00	\$ 0.00
Total Withholding Credits	\$ 82.00	\$ 0.00
Franking Credits		
Shares in Listed Companies		
Ampol Limited	\$ 99.64	\$ 294.64
Australia And New Zealand Banking Group Limited	\$ 304.29	\$ 312.86
Australian Finance Group Ltd	\$ 366.86	\$ 555.43
Bapcor Limited	\$ 0.00	\$ 1.04
Brickworks Limited	\$ 398.57	\$ 411.43
Carsales.Com Limited.	\$ 470.47	\$ 519.48
Commonwealth Bank Of Australia.	\$ 160.71	\$ 180.00
Computershare Limited.	\$ 111.71	\$ 0.00
Domino's Pizza Enterprises Limited	\$ 58.35	\$ 83.07
Integral Diagnostics Limited	\$ 51.43	\$ 70.71
loof Holdings Limited	\$ 744.73	\$ 544.96
Magellan Financial Group Limited	\$ 442.37	\$ 508.85
Mineral Resources Limited	\$ 0.00	\$ 85.71
National Australia Bank Limited	\$ 367.94	\$ 437.47
New Hope Corporation Limited	\$ 1,823.57	\$ 4,731.43
Origin Energy Limited	\$ 0.00	\$ 194.53
Platinum Asset Management Limited	\$ 1,404.86	\$ 894.00
Ramsay Health Care Limited	\$ 162.32	\$ 0.00
Santos Limited	\$ 134.48	\$ 0.00
Smartgroup Corporation Ltd	\$ 712.50	\$ 0.00
South32 Limited	\$ 973.40	\$ 1,627.94
Tabcorp Holdings Limited	\$ 189.36	\$ 91.17
Telstra Corporation Limited.	\$ 274.28	\$ 291.42
Thorn Group Limited	\$ 754.29	\$ 235.72
TPG Telecom Limited.	\$ 504.55	\$ 550.42
Wam Active Limited	\$ 257.14	\$ 257.14
WAM Capital Limited	\$ 223.46	\$ 223.46
Wam Global Limited	\$ 1,620.00	\$ 1,735.71
Wam Leaders Limited	\$ 686.64	\$ 778.19
Wam Microcap Limited	\$ 1,845.76	\$ 1,455.31
Wam Strategic Value Limited	\$ 74.40	\$ 260.40
Westpac Banking Corporation	\$ 2,488.10	\$ 2,755.42
Woodside Energy Group Ltd	\$ 0.00	\$ 3,664.91
Woodside Petroleum Limited	\$ 1,827.53	\$ 0.00
Total Shares in Listed Companies	\$ 19,533.71	\$ 23,752.82

Units In Listed Unit Trusts			
	Intelligent Investor Aus Equity Growth Fund (Managed Fund) - Intelligent Investor Au Eq Gth Fund (Managed Fund)	\$ 226,007.51	\$ 542.51
	Intelligent Investor Aus Equity Income Fund (Managed Fund) - Intelligent Investor Aus Eq Ic Fund (Managed Fund)	\$ 91,841.43	\$ 852.43
Total Units In Listed Unit Trusts		\$ 1,036.41	\$ 1,394.94
Total Franking Credits		\$ 20,570.12	\$ 25,147.76
Foreign Tax Credits			
Shares in Listed Companies			
	Chorus Limited - Ordinary Fully Paid Forfeited Exempt Nz		\$ 103.39
Total Shares in Listed Companies		\$ 95.56	\$ 103.39
Stapled Securities			
	Lendlease Group - Fully Paid Ordinary/Units Stapled Securities		\$ 0.00
Total Stapled Securities		\$ 1.97	\$ 0.00
Units In Listed Unit Trusts			
	Intelligent Investor Aus Equity Growth Fund (Managed Fund) - Intelligent Investor Au Eq Gth Fund (Managed Fund)	\$ 1,352.90	\$ 2.90
	Intelligent Investor Aus Equity Income Fund (Managed Fund) - Intelligent Investor Aus Eq Ic Fund (Managed Fund)	\$ 1,023.23	\$ 0.23
Total Units In Listed Unit Trusts		\$ 3.40	\$ 3.13
Total Foreign Tax Credits		\$ 100.93	\$ 106.52
	Excessive Foreign Tax Credit Written Off	-100.93	\$ -106.52
Total Current Tax Assets		\$ 20,652.12	\$ 25,147.76
Total Other Assets		\$ 418,650.89	\$ 173,998.07
Total Assets		\$ 1,716,145.22	\$ 1,797,851.63
Liabilities			
Total Liabilities		\$ 0.00	\$ 0.00
Net Assets			
Total Net Assets		\$ 1,716,145.22	\$ 1,797,851.63
Member Entitlements			
Member Entitlement Accounts			
Mr Anthony Cairns			
	Anthony Cairns	\$ 314,999.87	\$ 330,461.80
Total Mr Anthony Cairns		\$ 314,999.87	\$ 330,461.80
Mrs Janine Cairns			
	Janine Cairns	\$ 835,822.55	\$ 877,335.93
	Janine Cairns 2	\$ 565,322.80	\$ 590,053.90
Total Mrs Janine Cairns		\$ 1,401,145.35	\$ 1,467,389.83
Total Member Entitlement Accounts		\$ 1,716,145.22	\$ 1,797,851.63
Total Member Entitlements		\$ 1,716,145.22	\$ 1,797,851.63

THE A & J CAIRNS SF

Operating Statement

From 1 Jul 2022 to 30 Jun 2023

	1 Jul 2021 to 30 Jun 2022	1 Jul 2022 to 30 Jun 2023
Income		
Investment Gains		
Realised Capital Gains		
Managed Investments		
Sydney Airport	\$ 31,144.86	\$ 0.00
Total Managed Investments	\$ 31,144.86	\$ 0.00
Shares in Listed Companies		
Australia And New Zealand Banking Group Limited - Rights-Appsclose 15Aug2022 Us Prohibited	\$ 0.00	\$ 139.40
Brickworks Limited	\$ 0.00	\$ 19,893.56
Carsales.Com Limited.	\$ 0.00	\$ 31,358.62
Carsales.Com Limited. - Rights-Appsclose 30Mar2023 Us Prohibited	\$ 0.00	\$ 410.00
Gentrack Group Limited - Ordinary Fully Paid Foreign Exempt Nzx	\$ 0.00	\$ 5,836.69
Integral Diagnostics Limited	\$ 0.00	\$ -333.14
Link Administration Holdings Limited	\$ -405.66	\$ 0.00
Medical Developments International Limited	\$ 0.00	\$ -7,534.90
Mineral Resources Limited	\$ 0.00	\$ 9,211.01
Nanosonics Limited	\$ 4,691.05	\$ 3,795.00
Nextdc Limited	\$ 0.00	\$ 1,887.12
Oil Search Limited	\$ -11,785.94	\$ 0.00
Omni Bridgeway Limited - Ordinary Fully Paid Us Prohibited	\$ 0.00	\$ 4,558.62
Origin Energy Limited	\$ 0.00	\$ -3,900.85
Ramsay Health Care Limited	\$ 7,569.95	\$ 0.00
Servcorp Limited	\$ 0.00	\$ -11,661.61
Smartgroup Corporation Ltd	\$ 4,030.17	\$ 0.00
Tabcorp Holdings Limited	\$ 0.00	\$ 1,620.67
Telstra Corporation Limited.	\$ 0.00	\$ 5,046.17
The Lottery Corporation Limited	\$ 0.00	\$ 6,849.22
Thorn Group Limited	\$ 0.00	\$ -12,614.76
United Malt Group Limited	\$ 0.00	\$ 1,160.10
Webjet Limited	\$ 10,271.16	\$ 0.00
Total Shares in Listed Companies	\$ 14,370.73	\$ 55,720.92
Stapled Securities		
Lendlease Group - Fully Paid Ordinary/Units Stapled Securities	\$ 1,854.92	\$ 0.00
Total Stapled Securities	\$ 1,854.92	\$ 0.00
Total Realised Capital Gains	\$ 47,370.51	\$ 55,720.92
Increase in Market Value		
Derivative Investments		
Magellan Financial Group Limited - Option Expiring 16-Apr-2027	\$ 115.40	\$ -84.00
Total Derivative Investments	\$ 115.40	\$ -84.00
Managed Investments		
Sydney Airport	\$ -7,009.02	\$ 0.00
Total Managed Investments	\$ -7,009.02	\$ 0.00
Shares in Listed Companies		
Ampol Limited	\$ 1,505.00	\$ -1,072.50
Auckland International Airport Limited - Ordinary Fully Paid Foreign Exempt Nzx	\$ -1,041.54	\$ 5,480.00
Audinate Group Limited	\$ 1,375.15	\$ 6,912.50
Australia And New Zealand Banking Group Limited	\$ -3,060.00	\$ 840.00
Australian Finance Group Ltd	\$ -9,832.48	\$ 2,240.00
Bapcor Limited	\$ -29.18	\$ -1.54
Brickworks Limited	\$ -9,795.00	\$ -8,600.15
BWX Limited	\$ -14,136.40	\$ -3,858.80
Carsales.Com Limited.	\$ -3,133.19	\$ -17,307.95
Chorus Limited - Ordinary Fully Paid Foreign Exempt Nzx	\$ 980.00	\$ 2,660.00
Commonwealth Bank Of Australia.	\$ -949.00	\$ 989.00
Computershare Limited.	\$ 8,622.36	\$ -1,403.64
Domino's Pizza Enterprises Limited	\$ -3,457.90	\$ -4,745.40
EML Payments Limited	\$ -14,459.95	\$ -4,235.00
Frontier Digital Ventures Limited	\$ -19,237.06	\$ -9,351.78
Gentrack Group Limited - Ordinary Fully Paid Foreign Exempt Nzx	\$ -1,264.95	\$ 1,264.95
Integral Diagnostics Limited	\$ -1,261.99	\$ 1,261.99
loof Holdings Limited	\$ -11,783.64	\$ 969.54

Link Administration Holdings Limited	\$	779.85	\$	0.00
Magellan Financial Group Limited	\$	-26,723.00	\$	-4,287.50
Medical Developments International Limited	\$	-5,754.95	\$	5,754.95
Mineral Resources Limited	\$	522.05	\$	-522.05
Moneyme Limited	\$	-14,511.72	\$	-4,910.00
Nanosonics Limited	\$	-4,684.95	\$	3,699.90
National Australia Bank Limited	\$	790.92	\$	-689.52
New Hope Corporation Limited	\$	19,895.00	\$	15,985.00
Nextdc Limited	\$	216.94	\$	-216.94
Oil Search Limited	\$	9,924.30	\$	0.00
Omni Bridgeway Limited - Ordinary Fully Paid Us Prohibited	\$	894.58	\$	-894.58
Origin Energy Limited	\$	1,917.84	\$	7,900.44
Platinum Asset Management Limited	\$	-42,984.33	\$	0.00
Ramsay Health Care Limited	\$	-2,372.55	\$	0.00
Santos Limited	\$	6,977.46	\$	379.60
Servcorp Limited	\$	-1,300.00	\$	10,039.95
Smartgroup Corporation Ltd	\$	-99.76	\$	0.00
South32 Limited	\$	11,817.00	\$	-2,106.00
Tabcorp Holdings Limited	\$	-4,819.06	\$	-1,617.88
Telstra Corporation Limited.	\$	360.00	\$	-3,100.10
The Lottery Corporation Limited	\$	6,144.62	\$	-6,144.62
Thorn Group Limited	\$	550.00	\$	13,159.86
TPG Telecom Limited.	\$	-2,069.15	\$	-7,848.50
Unibail-Rodamco-Westfield - Chess Depositary Interests 20:1	\$	-9,753.60	\$	457.20
United Malt Group Limited	\$	-2,420.00	\$	1,529.95
Wam Active Limited	\$	-3,600.00	\$	-700.00
WAM Capital Limited	\$	-1,581.08	\$	-756.90
Wam Global Limited	\$	-33,480.00	\$	5,940.00
Wam Leaders Limited	\$	256.99	\$	-106.81
Wam Microcap Limited	\$	-6,625.80	\$	-7,122.73
Wam Strategic Value Limited	\$	-5,294.80	\$	86.80
Webjet Limited	\$	-7,740.10	\$	0.00
Westpac Banking Corporation	\$	-30,275.38	\$	8,828.32
Woodside Energy Group Ltd	\$	22,454.76	\$	5,922.80
Woodside Petroleum Limited	\$	-517.62	\$	0.00
Total Shares in Listed Companies	\$	-204,065.31	\$	10,701.86
Units In Listed Unit Trusts				
Intelligent Investor Aus Equity Growth Fund (Managed Fund) - Intelligent Investor Aus Equity Growth Fund (Managed Fund)	\$	0.00	\$	0.00
Intelligent Investor Aus Equity Income Fund (Managed Fund) - Intelligent Investor Aus Equity Income Fund (Managed Fund)	\$	172.93	\$	172.93
Total Units In Listed Unit Trusts	\$	-13,091.66	\$	172.93
Total Increase in Market Value	\$	-224,050.59	\$	10,790.79
Total Investment Gains	\$	-176,680.08	\$	66,511.71

Investment Income

Distributions

Stapled Securities

Lendlease Group - Fully Paid Ordinary/Units Stapled Securities	\$	143.01	\$	0.00
Total Stapled Securities	\$	143.01	\$	0.00

Units In Listed Unit Trusts

Intelligent Investor Aus Equity Growth Fund (Managed Fund) - Intelligent Investor Aus Equity Growth Fund (Managed Fund)	\$	3,221.32	\$	3,221.32
Intelligent Investor Aus Equity Income Fund (Managed Fund) - Intelligent Investor Aus Equity Income Fund (Managed Fund)	\$	4,871.62	\$	4,871.62
Total Units In Listed Unit Trusts	\$	13,196.71	\$	8,092.94

Total Distributions	\$	13,339.72	\$	8,092.94
----------------------------	-----------	------------------	-----------	-----------------

Dividends

Shares in Listed Companies

Ampol Limited	\$	332.14	\$	982.14
Australia And New Zealand Banking Group Limited	\$	1,014.29	\$	1,042.86
Australian Finance Group Ltd	\$	1,222.86	\$	1,851.43
Bapcor Limited	\$	0.00	\$	3.47
Brickworks Limited	\$	1,328.57	\$	1,371.43
Carsales.Com Limited.	\$	1,568.24	\$	1,731.60
Commonwealth Bank Of Australia.	\$	535.71	\$	600.00
Computershare Limited.	\$	635.29	\$	668.40
Domino's Pizza Enterprises Limited	\$	252.83	\$	381.17
Integral Diagnostics Limited	\$	171.43	\$	235.71
loof Holdings Limited	\$	2,482.44	\$	2,208.09
Magellan Financial Group Limited	\$	1,818.62	\$	1,956.35
Mineral Resources Limited	\$	0.00	\$	285.71
National Australia Bank Limited	\$	1,226.46	\$	1,458.23
New Hope Corporation Limited	\$	6,078.57	\$	15,771.43
Origin Energy Limited	\$	314.40	\$	713.29
Platinum Asset Management Limited	\$	4,682.86	\$	2,980.00

Ramsay Health Care Limited	\$	541.07	\$	0.00
Santos Limited	\$	582.73	\$	1,263.70
Servcorp Limited	\$	1,235.00	\$	1,300.00
Smartgroup Corporation Ltd	\$	2,375.00	\$	0.00
South32 Limited	\$	3,244.67	\$	5,426.46
Tabcorp Holdings Limited	\$	631.21	\$	303.91
Telstra Corporation Limited.	\$	914.28	\$	971.42
Thorn Group Limited	\$	2,514.29	\$	785.72
TPG Telecom Limited.	\$	1,681.83	\$	1,834.72
United Malt Group Limited	\$	100.00	\$	0.00
Wam Active Limited	\$	857.14	\$	857.14
WAM Capital Limited	\$	744.88	\$	744.88
Wam Global Limited	\$	5,400.00	\$	5,785.71
Wam Leaders Limited	\$	2,288.79	\$	2,593.96
Wam Microcap Limited	\$	6,152.53	\$	4,851.03
Wam Strategic Value Limited	\$	248.00	\$	868.00
Westpac Banking Corporation	\$	8,293.68	\$	9,184.74
Woodside Energy Group Ltd	\$	0.00	\$	12,216.36
Woodside Petroleum Limited	\$	6,091.77	\$	0.00
Total Shares in Listed Companies	\$	67,561.58	\$	83,229.06
Stapled Securities				
Lendlease Group - Fully Paid Ordinary/Units Stapled Securities	\$	79.41	\$	0.00
Total Stapled Securities	\$	79.41	\$	0.00
Total Dividends	\$	67,640.99	\$	83,229.06
Foreign Income				
Foreign Dividend				
Shares in Listed Companies				
Chorus Limited - Ordinary Fully Paid Foreign Exempt Nzx	\$	637.05	\$	689.31
Oil Search Limited	\$	271.09	\$	0.00
Total Shares in Listed Companies	\$	908.14	\$	689.31
Total Foreign Dividend	\$	908.14	\$	689.31
Total Foreign Income	\$	908.14	\$	689.31
Interest				
Cash and Cash Equivalents				
Me Bank TD#1657	\$	1,600.00	\$	1,411.20
Total Cash and Cash Equivalents	\$	1,600.00	\$	1,411.20
Cash At Bank				
Bank West	\$	218.80	\$	988.04
Total Cash At Bank	\$	218.80	\$	988.04
Total Interest	\$	1,818.80	\$	2,399.24
Total Investment Income	\$	83,707.65	\$	94,410.55
Other Income				
Sundry	\$	0.00	\$	26.67
Total Other Income	\$	0.00	\$	26.67
Total Income	\$	-92,972.43	\$	160,948.93

Expenses**Member Payments**

Pensions Paid				
Mr Anthony Cairns				
Anthony Cairns	\$	8,527.00	\$	13,500.00
Total Mr Anthony Cairns	\$	8,527.00	\$	13,500.00
Mrs Janine Cairns				
Janine Cairns	\$	22,628.00	\$	35,000.00
Janine Cairns 2	\$	15,305.00	\$	27,000.00
Total Mrs Janine Cairns	\$	37,933.00	\$	62,000.00
Total Pensions Paid	\$	46,460.00	\$	75,500.00
Total Member Payments	\$	46,460.00	\$	75,500.00

Other Expenses

Accountancy Fee	\$	1,732.50	\$	1,952.50
-----------------	----	----------	----	----------

Auditor Fee	\$	726.00	\$	764.50
General Expense	\$	0.00	\$	660.00
SMSF Supervisory Levy	\$	259.00	\$	259.00
<hr/>				
Total Other Expenses	\$	2,717.50	\$	3,636.00
Total Expenses	\$	49,177.50	\$	79,136.00
<hr/>				
Income Tax				
Income Tax Expense				
Excessive Foreign Tax Credit Writeoff Expense	\$	100.93	\$	106.52
<hr/>				
Total Income Tax Expense	\$	100.93	\$	106.52
Total Income Tax	\$	100.93	\$	106.52
<hr/>				
Net Profit (Loss) Total	\$	-142,250.86	\$	81,706.41
<hr/>				



018

THE A J CAIRNS SUPERANNUATION FUND
27 CAMPBELL ST
SAFETY BEACH NSW 2456

Date printed	30 June 2023
Term Deposit number	06 2687 50053483
Investment balance	\$450,000.00
Investment term	18 months
At an interest rate of	4.20% p.a.
Invested on	8 December 2022
To mature on	8 June 2024
Interest option	Compound Annually

Interest earned on your Term Deposit

Your Term Deposit has earned interest for the financial year ending 30 June 2023. Please keep a record of this information for taxation purposes.

Account name	JANINE SUE CAIRNS AND ANTHONY JOHN CAIRN S AS TRUSTEES FOR THE A & J CAIRNS SUPER ANNUATION FUND
Investment balance at start of the reporting period 8 December 2022	\$450,000.00
Total interest paid for the financial year ending 30 June 2023	\$0.00

Things you should know

If you had a Term Deposit that was closed during the last financial year, please refer to the information provided in your Closed Account Notice for completing your tax return.

We're here to help

If you want to view our latest Terms and Conditions or have any questions, you can visit commbank.com.au, drop into your nearest branch, contact your Relationship Manager or Adviser, or call 13 2221.

We are required to provide an account statement for this Term Deposit.
The account statement covering the previous financial year is on the following page.

Interim statement.



MR ANTHONY JOHN CAIRNS
27 Campbell Street SAFETY BEACH NSW 2456
Australia

Transaction Period
01/06/2023 - 08/08/2023

Account Number: 944600 - 001841657
Account Type: Business Term Deposit
Balance: \$203,011.20
Available Balance: \$203,011.20
Account Holders: THE A & J CAIRNS
SUPERANNUATION FU

Date	Description	Debits and credits	Balance
------	-------------	--------------------	---------

Report generated on Tuesday 08 August 2023 at 06:26 (AEST)

Please check your statement carefully and advise us promptly of possible errors or unauthorised transactions. If you have any concerns or wish to find out about our dispute resolution process, call us on 13 15 63.
Balance and Available Balance are at the time you created this report.

ME Bank – a division of Bank of Queensland Limited ABN 32 009 656 740 AFSL and Australian Credit Licence Number 244616



Account Details

Term Deposit

Acc 0358 936 330

Account Type

\$88,000.00

Maturity Date

Term Deposit

21/05/2024

Indicative Interest Amount

\$2,829.55

Interest Rate

4.60%

Interest Instruction

Every 6 months to instructed account

Next Interest Date

21/10/2023

Interest Last Year

\$0.00

Interest This Year

\$0.00

Transaction History

Date

Description

No Transactions found

Debit

Credit

* Notes: This record does not show transactions that have not yet been processed by the Bank. If this record shows an overdrawn, or over the limit amount, payment should be made immediately.
Electronic transactions may appear in a different order after the Bank has completed processing them.

© St. George Bank - A Division of Westpac Banking Corporation ABN 33 007 457 141 AFSL and Australian credit licence 233714

Financial Year Summary


1 JULY 2022 - 30 JUNE 2023

CommSec

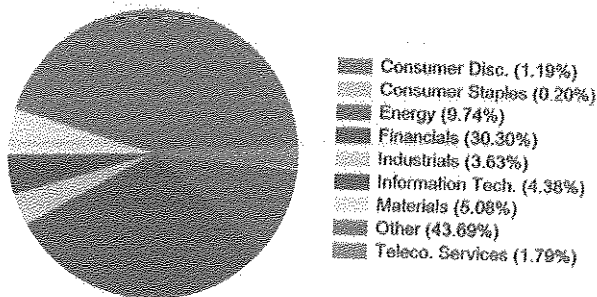
Portfolio Valuation	Account Number	Account Name	Value as at 30 June 2023
Shares	2259796	MR ANTHONY JOHN CAIRNS + MRS JANINE SUE CAIRNS <A & J CAIRNS SUPER FUND A/C>	\$865,916.37
TOTAL PORTFOLIO VALUE			\$865,916.37

Allocation as at 30 June 2023

Shares in your portfolio



Sectors in your portfolio



Estimated Interest & Dividends	2022-2023 Financial Year
Est. Franked Dividends	\$57,713.99
Est. Unfranked Dividends	\$15,162.07
Est. Franking Credits	\$24,734.56
Est. Interest Received from Interest Rate Securities	\$0.00
TOTAL INCOME	\$72,876.06

Fees & Charges	2022-2023 Financial Year
Total Brokerage (inc. GST)	\$953.52
Total Subscriptions (inc. GST)	\$0.00
Other Fees (inc. GST)	\$0.00
TOTAL FEES & CHARGES	\$953.52

Portfolio Valuation

30 JUNE 2023

CommSec

SHARES - 2259796 - HIN 44297370

MR ANTHONY JOHN CAIRNS + MRS JANINE SUE CAIRNS <A & J CAIRNS SUPER FUND A/C>

Portfolio	Units	Unit Price	Portfolio Value	% of Portfolio
AD8 - AUDINATEGROUPLTD FPO (ORDINARY FULLY PAID)	3,950	\$9.2900	\$36,695.50	4.24%
AFG - AUST FINANCE GRP FPO (ORDINARY FULLY PAID)	8,000	\$1.7900	\$14,320.00	1.65%
AIA - AUCKLAND INTERNATIONAL FPO NZX (ORDINARY FULLY PAID FOREIGN EXEMPT NZX)	4,000	\$7.8500	\$31,400.00	3.63%
ALD - AMPOL LIMITED FPO (ORDINARY FULLY PAID)	250	\$29.9400	\$7,485.00	0.86%
ANZ - ANZ GROUP HOLDINGS FPO (ORDINARY FULLY PAID)	500	\$23.7100	\$11,855.00	1.37%
BAP - BAPCOR LIMITED FPO (ORDINARY FULLY PAID)	11	\$5.9400	\$65.34	0.01%
BWX - BWX LIMITED FPO (ORDINARY FULLY PAID)	8,770	\$0.2000	\$1,754.00	0.20%
CBA - COMMONWEALTH BANK FPO (ORDINARY FULLY PAID)	100	\$100.2700	\$10,027.00	1.16%
CNU - CHORUS LIMITED FPO NZX (ORDINARY FULLY PAID FOREIGN EXEMPT NZX)	2,000	\$7.7500	\$15,500.00	1.79%
CPU - COMPUTERSHARE LTD FPO (ORDINARY FULLY PAID)	1,114	\$23.3800	\$26,045.32	3.01%
DMP - DOMINO PIZZA ENTERPR FPO (ORDINARY FULLY PAID)	220	\$46.4300	\$10,214.60	1.18%
EML - EML PAYMENTS LTD FPO (ORDINARY FULLY PAID)	7,000	\$0.6250	\$4,375.00	0.51%
FDV - FRONTIER DIGITAL LTD FPO (ORDINARY FULLY PAID)	30,167	\$0.3950	\$11,915.97	1.38%
IFL - INSIGNIA FINANCIAL FPO (ORDINARY FULLY PAID)	7,458	\$2.8200	\$21,031.56	2.43%
IIGF - INTLLGNT INV GTH FD TMF UNITS (INTELLIGENT INVESTOR AU EQ GTH FUND (MANAGED FUND))	15,175	\$2.7300	\$41,427.75	4.78%
INIF - INTLLGNT AUS ICM FD TMF UNITS (INTELLIGENT INVESTOR AUS EQ IC FUND (MANAGED FUND))	17,293	\$2.6400	\$45,653.52	5.27%
MFG - MAGELLAN FIN GRP LTD FPO (ORDINARY FULLY PAID)	1,250	\$9.4900	\$11,862.50	1.37%
MFGO - MAGELLAN FIN GRP LTD OPT APR27 (OPTION EXPIRING 16-APR-2027)	157	\$0.2000	\$31.40	0.00%
MME - MONEyme LIMITED FPO (ORDINARY FULLY PAID)	10,000	\$0.0790	\$790.00	0.09%
NAB - NATIONAL AUST. BANK FPO (ORDINARY FULLY PAID)	676	\$26.3700	\$17,826.12	2.06%
NHC - NEW HOPE CORPORATION FPO (ORDINARY FULLY PAID)	11,500	\$4.8500	\$55,775.00	6.44%
PTM - PLATINUM ASSET FPO (ORDINARY FULLY PAID)	14,900	\$1.7400	\$25,926.00	2.99%
S32 - SOUTH32 LIMITED FPO (ORDINARY FULLY PAID)	11,700	\$3.7600	\$43,992.00	5.08%
STO - SANTOS LTD FPO (ORDINARY FULLY PAID)	3,796	\$7.5200	\$28,545.92	3.30%
TPG - TPG TELECOM LIMITED FPO (ORDINARY FULLY PAID)	7,135	\$4.8700	\$34,747.45	4.01%
URW - UNIBAILRODAWESTFIELD CDI 20:1 (CDI 20:1 FOREIGN EXEMPT XPAR)	5,080	\$3.8500	\$19,558.00	2.26%
WAA - WAM ACTIVE LIMITED FPO (ORDINARY FULLY PAID)	10,000	\$0.6650	\$6,650.00	0.77%
WAM - WAM CAPITAL LIMITED FPO (ORDINARY FULLY PAID)	3,364	\$1.4950	\$5,029.18	0.58%
WBC - WESTPAC BANKING CORP FPO (ORDINARY FULLY PAID)	4,798	\$21.3400	\$102,389.32	11.82%
WDS - WOODSIDE ENERGY FPO (ORDINARY FULLY PAID)	2,278	\$34.4400	\$78,454.32	9.06%
WGB - WAM GLOBAL LIMITED FPO (ORDINARY FULLY PAID)	36,000	\$1.8550	\$66,780.00	7.71%
WLE - WAM LEADERS LIMITED FPO (ORDINARY FULLY PAID)	21,362	\$1.4550	\$31,081.71	3.59%

Portfolio Valuation

30 JUNE 2023



Portfolio	Units	Unit Price	Portfolio Value	% of Portfolio
WMI - WAM MICROCAP LIMITED FPO (ORDINARY FULLY PAID)	33,129	\$1.4100	\$46,711.89	5.39%
		Sub Total	\$965,916.37	100.00%



MR ANTHONY JOHN CAIRNS &
MRS JANINE SUE CAIRNS
<A & J CAIRNS SUPER FUND A/C>
27 CAMPBELL STREET
SAFETY BEACH NSW 2456

Securityholder Reference Number [SRN]: I00088065018

ASX code: WAR

Tax File Number: Quoted

Security class: Fully Paid Ordinary Shares


Page Number: 1

Issuer Sponsored Holding Statement

Date	Transaction Type	Quantity On	Quantity Off	Holding Balance
22-06-2021	Opening Balance			0
	Application	17,360		17,360
	Balance at 16-07-2023			17,360

NOTE: The closing balance shown includes the transfers registered as at close of business on the last day of the statement period indicated above. Registered holders should not rely on the balance shown in this statement as being a complete record of their current holding and the company will not be liable for any financial loss incurred by the holder who relies on the balances shown without making their own adjustments for any transfers relating to market and off market transactions which have yet to be registered and for pending corporate actions.

The Australian Tax Office advises you to keep this statement. Disposal of securities may lead to capital gains tax. Phone 1300 720 092 if you need a Guide to capital gains tax.



For enquiries, message us on the Bankwest App or
Bankwest Online Banking, or call us on 13 17 19
If you're a business customer, call 13 7000

BUSINESS TELENET SAVER STATEMENT

BSB Number	302-162
Account Number	010693-9
Period	14 Jun 22 - 13 Dec 22
Page 1 of 2	Statement Number 30



853473AN01 003110-000000 (018R)

THE TRUSTEES
THE A AND J CAIRNS SUPERANNUATION FUND
27 CAMPBELL STREET
SAFETY BEACH NSW 2456

Account of: **ANTHONY JOHN CAIRNS**
JANINE SUE CAIRNS

TRANSACTION DETAILS FOR ACCOUNT NUMBER: 010693-9


Date	Particulars	Debit	Credit	Balance
14 JUN 22	OPENING BALANCE			300,645.15
01 JUL 22	CREDIT INTEREST		29.65	300,674.80
01 AUG 22	CREDIT INTEREST		65.08	300,739.88
01 SEP 22	CREDIT INTEREST		109.59	300,849.47
03 OCT 22	CREDIT INTEREST		145.89	300,995.36
01 NOV 22	CREDIT INTEREST		180.60	301,175.96
01 DEC 22	CREDIT INTEREST		226.91	301,402.87
07 DEC 22	Tfr to St George	301,000.00		402.87
09 DEC 22	A & J CAIRNS Sup Tfr to Bankwest		12,000.00	12,402.87
13 DEC 22	A & J CAIRNS Sup Tfr to Bankwest		18,000.00	30,402.87
13 DEC 22	CLOSING BALANCE			30,402.87
TOTAL DEBITS		\$301,000.00		
TOTAL CREDITS			\$30,757.72	
13 JUN 22	CREDIT INTEREST RATES Tier 1	\$0.00+	@	0.0500% p.a.
17 JUN 22	CREDIT INTEREST RATES Tier 1	\$0.00+	@	0.2000% p.a.
15 JUL 22	CREDIT INTEREST RATES Tier 1	\$0.00+	@	0.3000% p.a.



For enquiries, message us on the Bankwest App or
Bankwest Online Banking, or call us on 13 17 19
If you're a business customer, call 13 7000

BUSINESS TELENET SAVER STATEMENT

BSB Number **302-162**
Account Number **010693-9**
Period **14 Dec 22 - 13 Jun 23**
Page 1 of 2 Statement Number 31



BS1643AN01 003204-000000 (01BR)

THE TRUSTEES
THE A AND J CAIRNS SUPERANNUATION FUND
27 CAMPBELL STREET
SAFETY BEACH NSW 2456

Account of: **ANTHONY JOHN CAIRNS**
JANINE SUE CAIRNS

TRANSACTION DETAILS FOR ACCOUNT NUMBER 010693-9

Date	Particulars	Debit	Credit	Balance
14 DEC 22	OPENING BALANCE			30,402.87
15 DEC 22	A & J CAIRNS Sup Tfr to Bankwest			46,402.87
03 JAN 23	CREDIT INTEREST		16,000.00	46,478.07
13 JAN 23	Tfr to St George		75.20	46,478.07
27 JAN 23	A & J CAIRNS Sup Tfr back to BankWe	44,000.00		2,478.07
01 FEB 23	CREDIT INTEREST		45,000.00	47,478.07
01 MAR 23	CREDIT INTEREST		21.20	47,499.27
14 MAR 23	trf st geo		39.82	47,539.09
03 APR 23	CREDIT INTEREST	10,000.00		37,539.09
20 APR 23	Tfr to St George		44.88	37,583.97
01 MAY 23	CREDIT INTEREST	37,000.00		583.97
05 MAY 23	A & J CAIRNS Sup Tfr to BankWest		22.10	606.07
01 JUN 23	CREDIT INTEREST		27,000.00	27,606.07
13 JUN 23	CLOSING BALANCE		27.12	27,633.19
TOTAL DEBITS		\$91,000.00		
TOTAL CREDITS			\$88,230.32	
13 DEC 22	CREDIT INTEREST RATES Tier 1	\$0.00+	@	0.9500% p.a.
16 DEC 22	CREDIT INTEREST RATES Tier 1	\$0.00+	@	1.0500% p.a.



For enquiries, message us on the Bankwest App or
Bankwest Online Banking, or call us on 13 17 19
If you're a business customer, call 13 7000

BUSINESS TELENET SAVER STATEMENT

BSB Number 302-162
Account Number 010693-9
Period 14 Jun 23 - 19 Jul 23
Page 1 of 4 Statement Number 0



BS2003AN01 003089-000000 (018R)

THE TRUSTEES
THE A AND J CAIRNS SUPERANNUATION FUND
27 CAMPBELL STREET
SAFETY BEACH NSW 2456

Account of: **ANTHONY JOHN CAIRNS**
JANINE SUE CAIRNS

TRANSACTION DETAILS FOR ACCOUNT NUMBER 010693-9

Date	Particulars	Debit	Credit	Balance
14 JUN 23	OPENING BALANCE			27,633.19
03 JUL 23	CREDIT INTEREST		32.71	27,665.90
19 JUL 23	CLOSING BALANCE			27,665.90

TOTAL DEBITS \$0.00

TOTAL CREDITS \$32.71

This is an Interim Statement. All transactions will be
listed again on your next Regular Statement.

13 JUN 23	CREDIT INTEREST RATES			
	Tier 1	\$0.00+	@	1.3500% p.a.

Make sure you check the entries on this statement carefully. If you see something that doesn't seem right, call us on 13 7000. For more information about your account, and for details of the dispute resolution mechanism that covers disputed transactions and complaints (including how to access the mechanism and to make a complaint - including to the external dispute resolution body - the Australian Financial Complaints Authority), please see the Product Disclosure Statement for this product (available at our website and branches), or call/visit us. Bankwest, a division of Commonwealth Bank of Australia ABN 48 123 123 124 AFSL / Australian Credit Licence 234945. If you don't want to receive promotional information from us, let us know by calling us on 13 7000.

Statement of Account

COMPLETE FREEDOM



018

THE A AND J CAIRNS SUPERANNUATION FUN
C/- MR A & MRS J CAIRNS
27 CAMPBELL ST
SAFETY BEACH NSW 2456

Customer Enquiries 133 700
(24 hours, seven days)
BSB Number 114-879
Account Number 482621749
Statement Period 18/05/2022 to 17/11/2022
Statement No. 79(page 1 of 5)

THE A AND J CAIRNS SUPERANNUATION FUND

Account Summary

Opening Balance	Total Credits	Total Debits	Closing Balance
126,547.42	64,347.22	46,460.00	144,434.64

Transaction Details

Date	Transaction Description	Debit	Credit	Balance \$
18 MAY	OPENING BALANCE			
27 MAY	WAM Active Ltd			126,547.42
	S00019659909		300.00	126,847.42
27 MAY	WAM GLOBAL LTD			
	S00019659909		1,980.00	128,827.42
14 JUN	INTERNET WITHDRAWAL 14JUN 17:18	46,460.00		82,367.42
	JSC AJC super draw down			
17 JUN	UMG DIV			
	001278227902		30.00	82,397.42
17 JUN	WAM Capital			
	S00019659909		260.71	82,658.13
24 JUN	WBC DIVIDEND			
	001277603668		2,926.78	85,584.91
01 JUL	ANZ DIVIDEND			
	A073/00566128		360.00	85,944.91
05 JUL	NAB INTERIM DIV			
	DV231/00989200		493.48	86,438.39
20 JUL	INIF DST			
	001279737349		5,466.43	91,904.82
20 JUL	HGF DST			
	001279738632		6,302.28	98,207.10
25 JUL	THORN GROUP LTD			
	JUL22/00800779		220.00	98,427.10
23 AUG	COMMONWEALTH SEC			
	COMMSEC		3,270.05	101,697.15
01 SEP	ANZ PREMIUM			
	RPPA1/00942706		139.40	101,836.55
02 SEP	COMMONWEALTH SEC			
	COMMSEC	15,119.89		116,956.44
SUB TOTAL CARRIED FORWARD TO NEXT PAGE				116,956.44

Account Number	482621749
Statement Period	18/05/2022 to 17/11/2022
Statement No.	79(page 2 of 5)

Transaction Details continued

Date	Transaction Description	Debit	Credit	Balance \$
	<i>SUB TOTAL CARRIED FORWARD FROM PREVIOUS PAGE</i>			116,956.44
06 SEP	MAGELLAN FIN GRP S00019659909		861.25	117,817.69
08 SEP	THORN GROUP LTD SEP22/00800923		330.00	118,147.69
12 SEP	CPU DIV SEP22/00811041		334.20	118,481.89
15 SEP	DMP FNL DIV 001282493638		149.82	118,631.71
15 SEP	PTM DIVIDEND SEP22/00808907		1,043.00	119,674.71
16 SEP	BAP DIVIDEND SEP22/00804276		1.27	119,675.98
21 SEP	TLS FNL DIV 001281467308		340.00	120,015.98
21 SEP	SANTOS DIVIDEND AUI22/00865282		414.78	120,430.76
21 SEP	AFG FNL DIV 001283805239		768.00	121,198.76
23 SEP	MINERAL RESOURCE SEP22/00806478		200.00	121,398.76
23 SEP	TAH FNL DIV 001282621083		212.74	121,611.50
28 SEP	AMPOL LTD S00019659909		300.00	121,911.50
29 SEP	CBA FNL DIV 001280617302		210.00	122,121.50
29 SEP	IFL DIVIDEND S00019659909		880.04	123,001.54
30 SEP	Origin Energy S00019659909		259.38	123,260.92
05 OCT	IDX DIV PAYMENT OCT22/00801459		90.00	123,350.92
06 OCT	SERVCORP LIMITED S00019659909		650.00	124,000.92
06 OCT	WOODSIDE INT22/00762409		3,643.73	127,644.65
11 OCT	CHORUS LIMITED 75975/1285		316.16	127,960.81
12 OCT	TPG TELECOM LTD OCT22/00805440		642.15	128,602.96
13 OCT	SOUTH32 DIVIDEND RAU22/00949330		2,940.33	131,543.29
	<i>SUB TOTAL CARRIED FORWARD TO NEXT PAGE</i>			131,543.29

Account Number 482621749
Statement Period 18/05/2022 to 17/11/2022
Statement No. 79(page 3 of 5)

Transaction Details continued

Date	Transaction Description	Debit	Credit	Balance \$
	<i>SUB TOTAL CARRIED FORWARD FROM PREVIOUS PAGE</i>			131,543.29
14 OCT	THORN GROUP LTD OCT22/00800923		1,320.00	132,863.29
17 OCT	CAR DIVIDEND OCT22/00803577		560.32	133,423.61
17 OCT	WAM Mircocap Ltd S00019659909		1,656.45	135,080.06
25 OCT	WAM GLOBAL LTD S00019659909		1,980.00	137,060.06
28 OCT	WAM Capital S00019659909		260.71	137,320.77
28 OCT	WAM Active Ltd S00019659909		300.00	137,620.77
28 OCT	WAM Strategic Va Ref: 2859241		347.20	137,967.97
08 NOV	NHC DIVIDEND NOV22/00805358		6,440.00	144,407.97
14 NOV	BGPU DST 001285418866		26.67	144,434.64
17 NOV	<i>CLOSING BALANCE</i>			144,434.64


Interest Details

	Credit Interest	Debit Interest
Year to Date	\$0.00	\$0.00
Previous Year	\$0.00	\$0.00

Information

- Please check all entries on this statement and inform the Bank promptly of any error or unauthorised transaction.
- If your card is lost or stolen, please call us immediately on 1800 028 208.
- This statement should be retained for taxation purposes.
- When enquiring about the "termination value" of your account, you can visit your nearest branch or call 1300 658 120 and say "existing account".
- To contact us to make suggestions, compliments or find out more about our products and services, please call the customer enquiries number on this statement. This service may also be used to address and resolve complaints.

Statement of Account COMPLETE FREEDOM



018

THE A AND J CAIRNS SUPERANNUATION FUN
C/- MR A & MRS J CAIRNS
27 CAMPBELL ST
SAFETY BEACH NSW 2456

Customer Enquiries 133 700
(24 hours, seven days)
BSB Number 114-879
Account Number 482621749
Statement Period 18/11/2022 to 17/05/2023
Statement No. 80(page 1 of 6)

THE A AND J CAIRNS SUPERANNUATION FUND

Account Summary

Opening Balance	Total Credits	Total Debits	Closing Balance
144,434.64	585,126.39	728,877.00	684.03

Transaction Details

Date	Transaction Description	Debit	Credit	Balance \$
18 NOV	OPENING BALANCE			
23 NOV	BRICKWORKS DIV NOV22/00806529		615.00	144,434.64
30 NOV	WAM Leaders Ltd S00019659909		854.48	145,049.64
07 DEC	COMMONWEALTH SEC COMMSEC		18,342.96	145,904.12
07 DEC	BUSINESS TELENET Tfr to St George		301,000.00	164,247.08
08 DEC	CHEQUE NUMBER 13			465,247.08
09 DEC	INTERNET WITHDRAWAL 09DEC 13:02 Tfr to Bankwest	450,000.00 12,000.00		15,247.08
12 DEC	COMMONWEALTH SEC COMMSEC		15,551.64	3,247.08
13 DEC	INTERNET WITHDRAWAL 13DEC 12:55 Tfr to Bankwest	18,000.00		18,798.72
13 DEC	COMMONWEALTH SEC COMMSEC		15,498.56	798.72
14 DEC	NAB FINAL DIV DV232/00487534		527.28	16,297.28
15 DEC	INTERNET WITHDRAWAL 15DEC 11:52 Tfr to Bankwest	16,000.00		16,824.56
15 DEC	ANZ DIVIDEND A074/00565577		370.00	824.56
15 DEC	COMMONWEALTH SEC COMMSEC		3,488.53	1,194.56
20 DEC	WBC DIVIDEND 001286159756		3,070.72	4,683.09
	SUB TOTAL CARRIED FORWARD TO NEXT PAGE			7,753.81
				7,753.81

Account Number 482621749
Statement Period 18/11/2022 to 17/05/2023
Statement No. 80(page 2 of 6)

Transaction Details continued

Date	Transaction Description	Debit	Credit	Balance \$
	<i>SUB TOTAL CARRIED FORWARD FROM PREVIOUS PAGE</i>			
31 DEC	OSKO WITHDRAWAL 31DEC 10:12	2,717.00		7,753.81
	INV 9690 tax return & audit Pacific Ridg			5,036.81
13 JAN	BUSINESS TELENET			
	Tfr to St George		44,000.00	49,036.81
14 JAN	INTERNET WITHDRAWAL 14JAN 12:11	44,500.00		
	JSC AJC super draw down			4,536.81
20 JAN	IIGF DST			
	001288619673		616.98	5,153.79
20 JAN	INIF DST			
	001288621144		1,035.80	6,189.59
23 JAN	ATO			
	ATO002000017836149		20,393.12	26,582.71
23 JAN	COMMONWEALTH SEC			
	COMMSEC		22,279.95	48,862.66
25 JAN	INTERNET WITHDRAWAL 25JAN 13:13	45,000.00		
	Tfr to Bank West			3,862.66
21 FEB	INTERNET WITHDRAWAL 21FEB 16:21	660.00		
	Intelligent Investor 3/4			3,202.66
08 MAR	MAGELLAN FIN GRP			
	S00019659909		586.25	3,788.91
14 MAR	BUSINESS TELENET			
	trf-st geo		10,000.00	13,788.91
16 MAR	DMP ITM DIV			
	001292129430		148.28	13,937.19
17 MAR	BAP DIVIDEND			
	MAR23/00804060		1.16	13,938.35
17 MAR	PTM DIVIDEND			
	MAR23/00808470		1,043.00	14,981.35
21 MAR	CPU DIV			
	MAR23/00810870		334.20	15,315.55
23 MAR	AFG ITM DIV			
	001293917171		528.00	15,843.55
24 MAR	INTERNET WITHDRAWAL 24MAR 12:59	15,000.00		
	ajcjsc super drawdown			843.55
24 MAR	Origin Energy			
	S00019659909		259.38	1,102.93
29 MAR	SANTOS DIVIDEND			
	AUS22/00865133		848.92	1,951.85
30 MAR	CBA DIV			
	001291131282		210.00	2,161.85
30 MAR	ALD DIV			
	001294445774		387.50	2,549.35
	<i>SUB TOTAL CARRIED FORWARD TO NEXT PAGE</i>			2,549.35

Account Number 482621749
Statement Period 18/11/2022 to 17/05/2023
Statement No. 80(page 3 of 6)

Transaction Details continued

Date	Transaction Description	Debit	Credit	Balance \$
	<i>SUB TOTAL CARRIED FORWARD FROM PREVIOUS PAGE</i>			
30 MAR	COMMONWEALTH SEC COMMSEC		9,230.05	2,549.35 11,779.40
31 MAR	TLS ITM DIV 001292458327		340.00	12,119.40
03 APR	IFL DIVIDEND S00019659909		783.09	12,902.49
04 APR	IDX DIV PAYMENT APR23/00801365		75.00	12,977.49
05 APR	SERVCORP LIMITED S00019659909		650.00	13,627.49
05 APR	WOODSIDE FIN22/00775670		4,907.72	18,535.21
06 APR	SOUTH32 DIVIDEND AI013/00947006		858.19	19,393.40
11 APR	CHORUS LIMITED 82208/1419		269.76	19,663.16
13 APR	TPG TELECOM LTD APR23/00805386		642.15	20,305.31
14 APR	COMMONWEALTH SEC COMMSEC		17,630.18	37,935.49
17 APR	CAR PAITREO 2023 RPP23/00801928		410.00	38,345.49
18 APR	CAR DIVIDEND APR23/00803581		651.80	38,997.29
20 APR	COMMONWEALTH SEC COMMSEC		13,007.15	52,004.44
20 APR	BUSINESS TELENET Tfr to St George		37,000.00	89,004.44
21 APR	INTERNET WITHDRAWAL 21APR 11:36 Transfer to new TD Account	88,000.00		1,004.44
21 APR	WAM Active Ltd S00019659909		300.00	1,304.44
24 APR	WAM Mircocap Ltd S00019659909		1,739.27	3,043.71
24 APR	WAM GLOBAL LTD S00019659909		2,070.00	5,113.71
28 APR	WAM Strategic Va cm-578083		260.40	5,374.11
01 MAY	COMMONWEALTH SEC COMMSEC		17,346.07	22,720.18
02 MAY	BRICKWORKS DIV MAY23/00806515		345.00	23,065.18
	<i>SUB TOTAL CARRIED FORWARD TO NEXT PAGE</i>			23,065.18

Account Number 482621749
Statement Period 18/11/2022 to 17/05/2023
Statement No. 80(page 4 of 6)

Transaction Details continued

Date	Transaction Description	Debit	Credit	Balance \$
	<i>SUB TOTAL CARRIED FORWARD FROM PREVIOUS PAGE</i>			
03 MAY	NHC DIVIDEND MAY23/00806293		4,600.00	23,065.18 27,665.18
04 MAY	INTERNET WITHDRAWAL 04MAY 17:39 Tfr to BankWest	27,000.00		665.18
08 MAY	COMMONWEALTH SEC COMMSEC		10,018.85	10,684.03
12 MAY	INTERNET WITHDRAWAL 12MAY 09:49 AJC JSC super drawdown	10,000.00		684.03
17 MAY	<i>CLOSING BALANCE</i>			684.03

Summary of Cheques Presented

Cheque Number	Amount \$	Cheque Number	Amount \$
13	450,000.00		

Interest Details

	Credit Interest	Debit Interest
Year to Date	\$0.00	\$0.00
Previous Year	\$0.00	\$0.00

Information

- Please check all entries on this statement and inform the Bank promptly of any error or unauthorised transaction.
- If your card is lost or stolen, please call us immediately on 1800 028 208.
- This statement should be retained for taxation purposes.
- When enquiring about the "termination value" of your account, you can visit your nearest branch or call 1300 658 120 and say "existing account".
- To contact us to make suggestions, compliments or find out more about our products and services, please call the customer enquiries number on this statement. This service may also be used to address and resolve complaints.

We've simplified our Privacy Statement. It combines important details about how we collect, hold and use your personal and credit-related information into one document. For example you may receive offers for products and services provided by us or our third-party partners that we think may be of interest and value to you. This statement applies to our Australian financial products and services. Our Statement can be found at: stgeorge.com.au/privacy/privacy-statement.

Account Details

Complete Freedom

BSB 114-879 Acc 482 621 749

Account Type

Complete Freedom

\$12,183.20

Available balance: \$12,183.20

Card Authorisations

\$0.00

Interest Earned Last Financial Year (01/07/2022 - 30/06/2023)

\$0.00

Interest Earned To Date (01/07/2023 - to date)

\$0.00

Pending Transactions

Request Date

Description

No Pending transactions found

Amount

Transaction History

Date	Description	Category	Debit	Credit	Balance
	Closing Balance				\$12,183.20
25/07/2023	Nilf Dst 001298897125	Investments & Interest			
25/07/2023	Nilf Dst 001298898728	Investments & Interest		\$2,983.16	\$12,183.20
21/07/2023	Anthony Cairns A Aaact23202C2Tgtsv3	Bills & Payments		\$2,058.93	\$9,200.04
08/07/2023	Internet Withdrawal 07Jul22:44		\$100,000.00		\$7,141.11
05/07/2023	Jsc A/c Super Draw Down Nab Interim Div Div241/00985019	Withdrawals & Transfers	\$10,000.00		\$107,141.11
03/07/2023	Anz Dividend A075/00562975	Investments & Interest		\$561.08	\$117,141.11
17/06/2023	Wbc Dividend 001296066002	Investments & Interest		\$405.00	\$116,580.03
1/06/2023	Commonwealth Sec Commsec	Deposits		\$3,358.60	\$116,175.03
1/06/2023	Commonwealth Sec Commsec	Deposits		\$57,978.65	\$112,816.43
1/06/2023	Internet Withdrawal 19Jun13:44		\$19,028.34		\$54,837.78
06/06/2023	Jsc A/c Super Draw Down Commonwealth Sec	Withdrawals & Transfers	\$6,000.00		\$35,009.44
05/06/2023	Wam Leaders Ltd 500019659909	Investments & Interest		\$39,103.41	\$41,009.44
5/06/2023	Wam Capital 500019659909	Investments & Interest		\$961.29	\$1,906.03
	Opening Balance		\$260.71		\$944.74
					\$584.03

at 6 Cheques Presented

Cheque Number

Status

No Cheques found

Amount

This record does not show transactions that have not yet been processed by the Bank. If this record shows an overdrawn, or over the limit amount, payment should be made immediately.
Transactions may appear in a different order after the Bank has completed processing them.

Interest & Estimated Dividend Summary

1 JULY 2022 - 30 JUNE 2023

CommSec

SHARES - 2259796 - HIN 44297370

MR ANTHONY JOHN CAIRNS + MRS JANINE SUE CAIRNS <A & J CAIRNS SUPER FUND A/C>

ESTIMATED DIVIDEND SUMMARY

AFG - AUST FINANCE GRP FPO (ORDINARY FULLY PAID)

Ex-div date	Payment Date	Type	Dividend per share	Units	Est. Unfranked Amount	Est. Franked Amount	Est. Total Dividend	Est. Franking Credit
06-Mar-2023	23-Mar-2023	Interim	\$0.0660	8,000	\$0.00	\$528.00	\$528.00	\$226.29
05-Sep-2022	21-Sep-2022	Final	\$0.0960	8,000	\$0.00	\$768.00	\$768.00	\$329.14
Sub Total					\$0.00	\$1,296.00	\$1,296.00	\$555.43

ALD - AMPOL LIMITED FPO (ORDINARY FULLY PAID)

Ex-div date	Payment Date	Type	Dividend per share	Units	Est. Unfranked Amount	Est. Franked Amount	Est. Total Dividend	Est. Franking Credit
03-Mar-2023	30-Mar-2023	Final	\$1.5500	250	\$0.00	\$387.50	\$387.50	\$166.07
02-Sep-2022	28-Sep-2022	Interim	\$1.2000	250	\$0.00	\$300.00	\$300.00	\$128.57
Sub Total					\$0.00	\$687.50	\$687.50	\$294.64

ANZ - ANZ GROUP HOLDINGS FPO (ORDINARY FULLY PAID)

Ex-div date	Payment Date	Type	Dividend per share	Units	Est. Unfranked Amount	Est. Franked Amount	Est. Total Dividend	Est. Franking Credit
07-Nov-2022	15-Dec-2022	Final	\$0.7400	500	\$0.00	\$370.00	\$370.00	\$158.57
09-May-2022	01-Jul-2022	Interim	\$0.7200	500	\$0.00	\$360.00	\$360.00	\$154.29
Sub Total					\$0.00	\$730.00	\$730.00	\$312.86

BAP - BAPCOR LIMITED FPO (ORDINARY FULLY PAID)

Ex-div date	Payment Date	Type	Dividend per share	Units	Est. Unfranked Amount	Est. Franked Amount	Est. Total Dividend	Est. Franking Credit
27-Feb-2023	17-Mar-2023	Interim	\$0.1050	11	\$0.00	\$1.16	\$1.16	\$0.50
30-Aug-2022	16-Sep-2022	Final	\$0.1150	11	\$0.00	\$1.27	\$1.27	\$0.54
Sub Total					\$0.00	\$2.43	\$2.43	\$1.04

BKW - BRICKWORKS LIMITED FPO (ORDINARY FULLY PAID)

Ex-div date	Payment Date	Type	Dividend per share	Units	Est. Unfranked Amount	Est. Franked Amount	Est. Total Dividend	Est. Franking Credit
06-Apr-2023	02-May-2023	Interim	\$0.2300	1,500	\$0.00	\$345.00	\$345.00	\$147.86
01-Nov-2022	23-Nov-2022	Final	\$0.4100	1,500	\$0.00	\$615.00	\$615.00	\$263.57
Sub Total					\$0.00	\$960.00	\$960.00	\$411.43

CAR - CARSALES.COM LTD. FPO (ORDINARY FULLY PAID)

Ex-div date	Payment Date	Type	Dividend per share	Units	Est. Unfranked Amount	Est. Franked Amount	Est. Total Dividend	Est. Franking Credit
17-Mar-2023	18-Apr-2023	Interim	\$0.2850	2,287	\$0.00	\$651.80	\$651.80	\$279.34
16-Sep-2022	17-Oct-2022	Final	\$0.2450	2,287	\$0.00	\$560.32	\$560.32	\$240.14
Sub Total					\$0.00	\$1,212.12	\$1,212.12	\$519.48

Interest & Estimated Dividend Summary

1 JULY 2022 - 30 JUNE 2023

CommSec

CBA - COMMONWEALTH BANK FPO (ORDINARY FULLY PAID)

Ex-div date	Payment Date	Type	Dividend per share	Units	Est. Unfranked Amount	Est. Franked Amount	Est. Total Dividend	Est. Franking Credit
22-Feb-2023	30-Mar-2023	Interim	\$2.1000	100	\$0.00	\$210.00	\$210.00	\$90.00
17-Aug-2022	29-Sep-2022	Final	\$2.1000	100	\$0.00	\$210.00	\$210.00	\$90.00
Sub Total					\$0.00	\$420.00	\$420.00	\$180.00

CNU - CHORUS LIMITED FPO NZX (ORDINARY FULLY PAID FOREIGN EXEMPT NZX)

Ex-div date	Payment Date	Type	Dividend per share	Units	Est. Unfranked Amount	Est. Franked Amount	Est. Total Dividend	Est. Franking Credit
13-Mar-2023	11-Apr-2023	Interim	\$0.1349	2,000	\$269.76	\$0.00	\$269.76	\$0.00
12-Sep-2022	11-Oct-2022	Final	\$0.1581	2,000	\$316.16	\$0.00	\$316.16	\$0.00
Sub Total					\$585.92	\$0.00	\$585.92	\$0.00

CPU - COMPUTERSHARE LTD FPO (ORDINARY FULLY PAID)

Ex-div date	Payment Date	Type	Dividend per share	Units	Est. Unfranked Amount	Est. Franked Amount	Est. Total Dividend	Est. Franking Credit
21-Feb-2023	21-Mar-2023	Interim	\$0.3000	1,114	\$334.20	\$0.00	\$334.20	\$0.00
16-Aug-2022	12-Sep-2022	Final	\$0.3000	1,114	\$334.20	\$0.00	\$334.20	\$0.00
Sub Total					\$668.40	\$0.00	\$668.40	\$0.00

DMP - DOMINO PIZZA ENTERPR FPO (ORDINARY FULLY PAID)

Ex-div date	Payment Date	Type	Dividend per share	Units	Est. Unfranked Amount	Est. Franked Amount	Est. Total Dividend	Est. Franking Credit
28-Feb-2023	16-Mar-2023	Interim	\$0.6740	220	\$59.31	\$88.97	\$148.28	\$38.13
30-Aug-2022	15-Sep-2022	Final	\$0.6810	220	\$44.95	\$104.87	\$149.82	\$44.95
Sub Total					\$104.26	\$193.84	\$298.10	\$83.08

IDX - INTEGRAL DIAGNOSTICS FPO (ORDINARY FULLY PAID)

Ex-div date	Payment Date	Type	Dividend per share	Units	Est. Unfranked Amount	Est. Franked Amount	Est. Total Dividend	Est. Franking Credit
02-Mar-2023	04-Apr-2023	Interim	\$0.0250	3,000	\$0.00	\$75.00	\$75.00	\$32.14
01-Sep-2022	05-Oct-2022	Final	\$0.0300	3,000	\$0.00	\$90.00	\$90.00	\$38.57
Sub Total					\$0.00	\$165.00	\$165.00	\$70.71

IFL - INSIGNIA FINANCIAL FPO (ORDINARY FULLY PAID)

Ex-div date	Payment Date	Type	Dividend per share	Units	Est. Unfranked Amount	Est. Franked Amount	Est. Total Dividend	Est. Franking Credit
10-Mar-2023	03-Apr-2023	Interim	\$0.1050	7,458	\$391.55	\$391.55	\$783.09	\$167.81
07-Sep-2022	29-Sep-2022	Final	\$0.1180	7,458	\$0.00	\$880.04	\$880.04	\$377.16
Sub Total					\$391.55	\$1,271.59	\$1,663.13	\$544.97

Interest & Estimated Dividend Summary

1 JULY 2022 - 30 JUNE 2023

CommSec

IIGF - INTLLGNT INV GTH FD TMF UNITS (INTELLIGENT INVESTOR AU EQ GTH FUND (MANAGED FUND))

Ex-div date	Payment Date	Type	Dividend per share	Units	Est. Unfranked Amount	Est. Franked Amount	Est. Total Dividend	Est. Franking Credit
29-Dec-2022	20-Jan-2023	Interim	\$0.0407	15,175	\$55.51	\$561.48	\$616.99	\$240.63
29-Jun-2022	20-Jul-2022	Final	\$0.4153	15,175	\$6,094.37	\$207.90	\$6,302.27	\$89.10
Sub Total					\$6,149.88	\$769.38	\$6,919.26	\$329.73

IINF - INTLLGNT AUS ICM FD TMF UNITS (INTELLIGENT INVESTOR AUS EQ IC FUND (MANAGED FUND))

Ex-div date	Payment Date	Type	Dividend per share	Units	Est. Unfranked Amount	Est. Franked Amount	Est. Total Dividend	Est. Franking Credit
29-Dec-2022	20-Jan-2023	Interim	\$0.0599	17,293	\$32.80	\$1,002.99	\$1,035.80	\$429.85
29-Jun-2022	20-Jul-2022	Final	\$0.3161	17,293	\$4,340.65	\$1,125.77	\$5,466.42	\$482.47
Sub Total					\$4,373.45	\$2,128.76	\$6,502.22	\$912.32

MFG - MAGELLAN FIN GRP LTD FPO (ORDINARY FULLY PAID)

Ex-div date	Payment Date	Type	Dividend per share	Units	Est. Unfranked Amount	Est. Franked Amount	Est. Total Dividend	Est. Franking Credit
21-Feb-2023	08-Mar-2023	Interim	\$0.4690	1,250	\$87.88	\$498.38	\$586.25	\$213.59
22-Aug-2022	06-Sep-2022	Final	\$0.6890	1,250	\$172.25	\$689.00	\$861.25	\$295.29
Sub Total					\$260.13	\$1,187.38	\$1,447.50	\$508.88

MIN - MINERAL RESOURCES FPO (ORDINARY FULLY PAID)

Ex-div date	Payment Date	Type	Dividend per share	Units	Est. Unfranked Amount	Est. Franked Amount	Est. Total Dividend	Est. Franking Credit
02-Sep-2022	23-Sep-2022	Final	\$1.0000	200	\$0.00	\$200.00	\$200.00	\$85.71
Sub Total					\$0.00	\$200.00	\$200.00	\$85.71

NAB - NATIONAL AUST. BANK FPO (ORDINARY FULLY PAID)

Ex-div date	Payment Date	Type	Dividend per share	Units	Est. Unfranked Amount	Est. Franked Amount	Est. Total Dividend	Est. Franking Credit
15-Nov-2022	14-Dec-2022	Final	\$0.7800	676	\$0.00	\$527.28	\$527.28	\$225.98
11-May-2022	05-Jul-2022	Interim	\$0.7300	676	\$0.00	\$493.48	\$493.48	\$211.49
Sub Total					\$0.00	\$1,020.76	\$1,020.76	\$437.47

NHC - NEW HOPE CORPORATION FPO (ORDINARY FULLY PAID)

Ex-div date	Payment Date	Type	Dividend per share	Units	Est. Unfranked Amount	Est. Franked Amount	Est. Total Dividend	Est. Franking Credit
17-Apr-2023	03-May-2023	Interim	\$0.4000	11,500	\$0.00	\$4,600.00	\$4,600.00	\$1,971.43
24-Oct-2022	08-Nov-2022	Final	\$0.5600	11,500	\$0.00	\$6,440.00	\$6,440.00	\$2,760.00
Sub Total					\$0.00	\$11,040.00	\$11,040.00	\$4,731.43

Interest & Estimated Dividend Summary

1 JULY 2022 - 30 JUNE 2023

CommSec

ORG - ORIGIN ENERGY FPO (ORDINARY FULLY PAID)

Ex-div date	Payment Date	Type	Dividend per share	Units	Est. Unfranked Amount	Est. Franked Amount	Est. Total Dividend	Est. Franking Credit
28-Feb-2023	24-Mar-2023	Interim	\$0.1650	1,572	\$0.00	\$259.38	\$259.38	\$111.16
06-Sep-2022	30-Sep-2022	Final	\$0.1650	1,572	\$64.77	\$194.61	\$259.38	\$83.41
Sub Total					\$64.77	\$453.99	\$518.76	\$194.57

PTM - PLATINUM ASSET FPO (ORDINARY FULLY PAID)

Ex-div date	Payment Date	Type	Dividend per share	Units	Est. Unfranked Amount	Est. Franked Amount	Est. Total Dividend	Est. Franking Credit
02-Mar-2023	17-Mar-2023	Interim	\$0.0700	14,900	\$0.00	\$1,043.00	\$1,043.00	\$447.00
01-Sep-2022	15-Sep-2022	Final	\$0.0700	14,900	\$0.00	\$1,043.00	\$1,043.00	\$447.00
Sub Total					\$0.00	\$2,086.00	\$2,086.00	\$894.00

S32 - SOUTH32 LIMITED FPO (ORDINARY FULLY PAID)

Ex-div date	Payment Date	Type	Dividend per share	Units	Est. Unfranked Amount	Est. Franked Amount	Est. Total Dividend	Est. Franking Credit
09-Mar-2023	06-Apr-2023	Interim	\$0.0733	11,700	\$0.00	\$858.18	\$858.18	\$367.79
15-Sep-2022	13-Oct-2022	Final	\$0.2513	11,700	\$0.00	\$2,940.33	\$2,940.33	\$1,260.14
Sub Total					\$0.00	\$3,798.51	\$3,798.51	\$1,627.93

SRV - SERVCORP LIMITED FPO (ORDINARY FULLY PAID)

Ex-div date	Payment Date	Type	Dividend per share	Units	Est. Unfranked Amount	Est. Franked Amount	Est. Total Dividend	Est. Franking Credit
01-Mar-2023	05-Apr-2023	Interim	\$0.1000	6,500	\$650.00	\$0.00	\$650.00	\$0.00
31-Aug-2022	06-Oct-2022	Final	\$0.1000	6,500	\$650.00	\$0.00	\$650.00	\$0.00
Sub Total					\$1,300.00	\$0.00	\$1,300.00	\$0.00

STO - SANTOS LTD FPO (ORDINARY FULLY PAID)

Ex-div date	Payment Date	Type	Dividend per share	Units	Est. Unfranked Amount	Est. Franked Amount	Est. Total Dividend	Est. Franking Credit
27-Feb-2023	29-Mar-2023	Final	\$0.2236	3,796	\$848.92	\$0.00	\$848.92	\$0.00
22-Aug-2022	22-Sep-2022	Interim	\$0.1093	3,796	\$414.79	\$0.00	\$414.79	\$0.00
Sub Total					\$1,263.71	\$0.00	\$1,263.71	\$0.00

TAH - TABCORP HOLDINGS LTD FPO (ORDINARY FULLY PAID)

Ex-div date	Payment Date	Type	Dividend per share	Units	Est. Unfranked Amount	Est. Franked Amount	Est. Total Dividend	Est. Franking Credit
31-Aug-2022	23-Sep-2022	Final	\$0.0650	3,273	\$0.00	\$212.75	\$212.75	\$91.18
Sub Total					\$0.00	\$212.75	\$212.75	\$91.18

Interest & Estimated Dividend Summary

1 JULY 2022 - 30 JUNE 2023

CommSec

TGA - THORN GROUP LIMITED FPO (ORDINARY FULLY PAID)

Ex-div date	Payment Date	Type	Dividend per share	Units	Est. Unfranked Amount	Est. Franked Amount	Est. Total Dividend	Est. Franking Credit
24-Aug-2022	08-Sep-2022	Interim	\$0.0300	11,000	\$0.00	\$330.00	\$330.00	\$141.43
06-Jul-2022	25-Jul-2022	Final	\$0.0100	22,000	\$0.00	\$220.00	\$220.00	\$94.29
Sub Total					\$0.00	\$550.00	\$550.00	\$235.72

TLS - TELSTRA GROUP FPO (ORDINARY FULLY PAID)

Ex-div date	Payment Date	Type	Dividend per share	Units	Est. Unfranked Amount	Est. Franked Amount	Est. Total Dividend	Est. Franking Credit
01-Mar-2023	31-Mar-2023	Interim	\$0.0850	4,000	\$0.00	\$340.00	\$340.00	\$145.71
24-Aug-2022	21-Sep-2022	Final	\$0.0850	4,000	\$0.00	\$340.00	\$340.00	\$145.71
Sub Total					\$0.00	\$680.00	\$680.00	\$291.42

TPG - TPG TELECOM LIMITED FPO (ORDINARY FULLY PAID)

Ex-div date	Payment Date	Type	Dividend per share	Units	Est. Unfranked Amount	Est. Franked Amount	Est. Total Dividend	Est. Franking Credit
15-Mar-2023	13-Apr-2023	Final	\$0.0900	7,135	\$0.00	\$642.15	\$642.15	\$275.21
13-Sep-2022	12-Oct-2022	Interim	\$0.0900	7,135	\$0.00	\$642.15	\$642.15	\$275.21
Sub Total					\$0.00	\$1,284.30	\$1,284.30	\$550.42

WAA - WAM ACTIVE LIMITED FPO (ORDINARY FULLY PAID)

Ex-div date	Payment Date	Type	Dividend per share	Units	Est. Unfranked Amount	Est. Franked Amount	Est. Total Dividend	Est. Franking Credit
11-Apr-2023	21-Apr-2023	Interim	\$0.0300	10,000	\$0.00	\$300.00	\$300.00	\$128.57
17-Oct-2022	28-Oct-2022	Final	\$0.0300	10,000	\$0.00	\$300.00	\$300.00	\$128.57
Sub Total					\$0.00	\$600.00	\$600.00	\$257.14

WAM - WAM CAPITAL LIMITED FPO (ORDINARY FULLY PAID)

Ex-div date	Payment Date	Type	Dividend per share	Units	Est. Unfranked Amount	Est. Franked Amount	Est. Total Dividend	Est. Franking Credit
15-May-2023	26-May-2023	Interim	\$0.0775	3,364	\$0.00	\$260.71	\$260.71	\$111.73
17-Oct-2022	28-Oct-2022	Final	\$0.0775	3,364	\$0.00	\$260.71	\$260.71	\$111.73
Sub Total					\$0.00	\$521.42	\$521.42	\$223.46

WBC - WESTPAC BANKING CORP FPO (ORDINARY FULLY PAID)

Ex-div date	Payment Date	Type	Dividend per share	Units	Est. Unfranked Amount	Est. Franked Amount	Est. Total Dividend	Est. Franking Credit
11-May-2023	27-Jun-2023	Interim	\$0.7000	4,798	\$0.00	\$3,358.60	\$3,358.60	\$1,439.40
17-Nov-2022	20-Dec-2022	Final	\$0.6400	4,798	\$0.00	\$3,070.72	\$3,070.72	\$1,316.02
Sub Total					\$0.00	\$6,429.32	\$6,429.32	\$2,755.42

Interest & Estimated Dividend Summary

1 JULY 2022 - 30 JUNE 2023

CommSec

WDS - WOODSIDE ENERGY FPO (ORDINARY FULLY PAID)

Ex-div date	Payment Date	Type	Dividend per share	Units	Est. Unfranked Amount	Est. Franked Amount	Est. Total Dividend	Est. Franking Credit
08-Mar-2023	05-Apr-2023	Final	\$2.1544	2,278	\$0.00	\$4,907.72	\$4,907.72	\$2,103.31
08-Sep-2022	06-Oct-2022	Interim	\$1.5995	2,278	\$0.00	\$3,643.73	\$3,643.73	\$1,561.60
Sub Total					\$0.00	\$8,551.45	\$8,551.45	\$3,664.91

WGB - WAM GLOBAL LIMITED FPO (ORDINARY FULLY PAID)

Ex-div date	Payment Date	Type	Dividend per share	Units	Est. Unfranked Amount	Est. Franked Amount	Est. Total Dividend	Est. Franking Credit
12-Apr-2023	24-Apr-2023	Interim	\$0.0575	36,000	\$0.00	\$2,070.00	\$2,070.00	\$887.14
12-Oct-2022	25-Oct-2022	Final	\$0.0550	36,000	\$0.00	\$1,980.00	\$1,980.00	\$848.57
Sub Total					\$0.00	\$4,050.00	\$4,050.00	\$1,735.71

WLE - WAM LEADERS LIMITED FPO (ORDINARY FULLY PAID)

Ex-div date	Payment Date	Type	Dividend per share	Units	Est. Unfranked Amount	Est. Franked Amount	Est. Total Dividend	Est. Franking Credit
19-May-2023	31-May-2023	Interim	\$0.0450	21,362	\$0.00	\$961.29	\$961.29	\$411.98
17-Nov-2022	30-Nov-2022	Final	\$0.0400	21,362	\$0.00	\$854.48	\$854.48	\$366.21
Sub Total					\$0.00	\$1,815.77	\$1,815.77	\$778.19

WMI - WAM MICROCAP LIMITED FPO (ORDINARY FULLY PAID)

Ex-div date	Payment Date	Type	Dividend per share	Units	Est. Unfranked Amount	Est. Franked Amount	Est. Total Dividend	Est. Franking Credit
12-Apr-2023	24-Apr-2023	Interim	\$0.0525	33,129	\$0.00	\$1,739.27	\$1,739.27	\$745.40
04-Oct-2022	17-Oct-2022	Final	\$0.0500	33,129	\$0.00	\$1,656.45	\$1,656.45	\$709.91
Sub Total					\$0.00	\$3,395.72	\$3,395.72	\$1,455.31
TOTAL					\$15,162.07	\$57,713.99	\$72,876.05	\$24,734.56

ESTIMATED INTEREST RECEIVED

There are no transactions on this account.

TOTAL

\$0.00

Dividend Payments



WAM Strategic Value Limited

MR ANTHONY JOHN CAIRNS &
MRS JANINE SUE CAIRNS
<A & J CAIRNS SUPER FUND A/C>
27 CAMPBELL STREET
SAFETY BEACH NSW 2456

Security	Date	Method	No. of Securities	Dividend (\$)	Franking (\$)	Imputed Credit (\$)	Unfranked (\$)	Tax (\$)	Net Dividend (\$)	Exchange Rate	Cash Payment	Payment ID	Receipt Currency	Status
Fully Paid Ordinary Shares	28-Apr-2023	EFT	17,360	260.40	260.40	111.60	0.00	0.00	260.40	1.0000	260.40	235718401	AUD	Initial
Fully Paid Ordinary Shares	28-Oct-2022	EFT	17,360	347.20	347.20	148.80	0.00	0.00	347.20	1.0000	347.20	235710308	AUD	Initial



INTELLIGENT INVESTOR

All Registry communications to:
C/- Link Market Services Limited
Locked Bag A14
Sydney South NSW 1235 Australia
Telephone : +61 1300 554 474
ASX Code: IIGF
Email: registrars@linkmarketservices.com.au
Website: www.linkmarketservices.com.au

1-4



018 000889

MR ANTHONY JOHN CAIRNS &
MRS JANINE SUE CAIRNS
<A & J CAIRNS SUPER FUND A/C>
27 CAMPBELL STREET
SAFETY BEACH NSW 2456

Date: 25 July 2023
Reference No.: X*****7370

Intelligent Investor Australian Equity Growth Fund (Managed Fund)
Attribution Managed Investment Trust Member Annual
Statement for the year ended 30 June 2023

Part B: Summary of 2023 tax return (supplementary section) items for a resident individual

Item	Amount	Tax return label
Share of net income from trusts, less net capital gains, foreign income and franked distributions	\$162.06	13U
Franked distribution from trusts	\$1,448.92	13C
Share of franking credits from franked dividends	\$542.51	13Q
Share of credit for tax file number amounts withheld from interest, dividends and unit trust distributions	\$0.00	13R
Share of credit for foreign resident withholding amounts (excluding capital gains)	\$0.00	13A
Net capital gain	\$802.22	18A
Total current year capital gains	\$1,604.44	18H
CFC Income	\$0.00	19K
Assessable foreign source income	\$5.90	20E
Other net foreign source income	\$5.90	20M
Australian franking credits from a New Zealand franking company	\$0.00	20F
Foreign income tax offset *	\$2.90	20O

*To work out your foreign income tax offset (FITO) entitlement, see 20 Foreign source income and foreign assets or property or the Guide to foreign tax offset rules 2023.

Part B: Capital gains tax information - Additional information for item 18

	Amount	
Capital gains - discounted method	\$1,604.44	(gross amount)
Capital gains - other method	\$0.00	
Total current year capital gains	\$1,604.44	

Part C: Components of attribution.

2-4

	Cash Distributions	Tax paid or Franking credit (gross up)	Attributable amount
Australian Income			
Interest (subject to non - resident withholding tax)			\$51.16
Interest (not subject to non - resident withholding tax)			\$0.00
Dividends - unfranked amount declared to be CFI			\$29.69
Dividends - unfranked amount not declared to be CFI			\$27.96
Other assessable Australian income (Other)			\$53.25
Other assessable Australian income (NCMI)			\$0.00
Other assessable Australian income (Excluded from NCMI)			\$0.00
Other assessable Australian income (CBMI)			\$0.00
Non-primary production income			\$0.00
			\$162.06
Dividends - Franked amount			
		\$542.51	\$1,448.92
Capital Gains			
Capital gains - Discounted method TAP (Other)			\$27.56
Capital gains - Discounted method TAP (NCMI)			\$0.00
Capital gains - Discounted method TAP (Excluded from NCMI)			\$0.00
Capital gains - Discounted method TAP (CBMI)			\$0.00
Capital gains - Discounted method NTAP			\$0.00
Taxable foreign capital gains - Discounted method			\$774.66
Capital gains - Other method TAP (Other)	\$0.00		\$0.00
Capital gains - Other method TAP (NCMI)			\$0.00
Capital gains - Other method TAP (Excluded from NCMI)			\$0.00
Capital gains - Other method TAP (CBMI)			\$0.00
Capital gains - Other method NTAP			\$0.00
Taxable foreign capital gains - Other method			\$0.00
Net Capital Gains			\$0.00
AMIT CGT gross up amount	\$0.00		\$0.00
Other capital gains distribution	\$0.00		\$802.22
Total current year capital gains			\$802.22
	\$0.00		\$1,604.44
Foreign Income			
Other net foreign source income			
Assessable foreign source income			
Australian franking credit from a New Zealand franking company	\$2.90		\$5.90
CFC income	\$2.90		\$5.90
Total foreign income	\$0.00		\$0.00
	\$2.90		\$5.90
Other Non-assessable Amounts			
Net exempt income			Amount
Non-assessable non-exempt amount			\$0.00
Other non-attributable amounts			\$0.00
Total Non-Assessable amounts			\$0.00
			\$0.00
Gross Cash Distribution			
Less: TFN amounts withheld	\$2,675.91		
Less: Non-resident tax withheld on interest and dividends	\$0.00		
Less: Non-resident tax withheld on fund payments	\$0.00		
Net Cash Distribution	\$0.00		
	\$2,675.91		

Part D: Tax offsets

Tax offsets			
Franking credit tax offset from Australian resident companies			Amount
Foreign income tax offset - Other net foreign source income			\$542.51
Foreign income tax offset - Taxable foreign capital gains - Discounted method			\$2.90
Foreign income tax offset - Taxable foreign capital gains - Other method			\$0.00
Australian franking credit from a New Zealand franking company			\$0.00
Total tax offsets			\$0.00
			\$545.41

Part E: Attribution Managed Investment Trust ('AMIT') cost base adjustments

AMIT cost base net amount - excess (decrease cost base)		Amount
AMIT cost base net amount - shortfall (increase cost base)		\$0.00
		\$0.00

To view or change your details, please visit our investor website at www.linkmarketservices.com.au



INTELLIGENT INVESTOR

3-4

All Registry communications to:
C/- Link Market Services Limited
Locked Bag A14
Sydney South NSW 1235 Australia
Telephone : +61 1300 554 474
ASX Code: INIF
Email: registrars@linkmarketservices.com.au
Website: www.linkmarketservices.com.au



018 000619

MR ANTHONY JOHN CAIRNS &
MRS JANINE SUE CAIRNS
<A & J CAIRNS SUPER FUND A/C>
27 CAMPBELL STREET
SAFETY BEACH NSW 2456

Date: 25 July 2023
Reference No.: X*****7370

Intelligent Investor Australian Equity Income Fund (Managed Fund)
Attribution Managed Investment Trust Member Annual Statement
for the year ended 30 June 2023

Part B: Summary of 2023 tax return (supplementary section) items for a resident individual

Item	Amount	Tax return label
Share of net income from trusts, less net capital gains, foreign income and franked distributions	\$160.42	13U
Franked distribution from trusts	\$2,384.21	13C
Share of franking credits from franked dividends	\$852.43	13Q
Share of credit for tax file number amounts withheld from interest, dividends and unit trust distributions	\$0.00	13R
Share of credit for foreign resident withholding amounts (excluding capital gains)	\$0.00	13A
Net capital gain	\$1,162.53	18A
Total current year capital gains	\$2,325.06	18H
CFC Income	\$0.00	19K
Assessable foreign source income	\$1.93	20E
Other net foreign source income	\$1.93	20M
Australian franking credits from a New Zealand franking company	\$0.00	20F
Foreign income tax offset *	\$0.23	20O

*To work out your foreign income tax offset (FITO) entitlement, see 20 Foreign source income and foreign assets or property or the Guide to foreign tax offset rules 2023.

Part B: Capital gains tax information - Additional information for item 18

	Amount	
Capital gains - discounted method	\$2,325.06	(gross amount)
Capital gains - other method	\$0.00	
Total current year capital gains	\$2,325.06	

Part C: Components of attribution

4-4

	Cash Distributions	Tax paid or Franking credit (gross up)	Attributable amount
Australian Income			
Interest (subject to non - resident withholding tax)			\$49.45
Interest (not subject to non - resident withholding tax)			\$0.00
Dividends - unfranked amount declared to be CFI			\$7.38
Dividends - unfranked amount not declared to be CFI			\$60.87
Other assessable Australian income (Other)			\$42.72
Other assessable Australian income (NCMI)			\$0.00
Other assessable Australian income (Excluded from NCMI)			\$0.00
Other assessable Australian income (CBMI)			\$0.00
Non-primary production income			\$160.42
Dividends - Franked amount		\$852.43	\$2,384.21
Capital Gains			
Capital gains - Discounted method TAP (Other)			\$15.53
Capital gains - Discounted method TAP (NCMI)			\$0.00
Capital gains - Discounted method TAP (Excluded from NCMI)			\$0.00
Capital gains - Discounted method TAP (CBMI)			\$0.00
Capital gains - Discounted method NTAP			\$1,147.00
Taxable foreign capital gains - Discounted method	\$0.00		\$0.00
Capital gains - Other method TAP (Other)			\$0.00
Capital gains - Other method TAP (NCMI)			\$0.00
Capital gains - Other method TAP (Excluded from NCMI)			\$0.00
Capital gains - Other method TAP (CBMI)			\$0.00
Capital gains - Other method NTAP			\$0.00
Taxable foreign capital gains - Other method	\$0.00		\$0.00
Net Capital Gains	\$0.00		\$1,162.53
AMIT CGT gross up amount			\$1,162.53
Other capital gains distribution			
Total current year capital gains	\$0.00		\$2,325.06
Foreign Income			
Other net foreign source income	\$0.23		\$1.93
Assessable foreign source income	\$0.23		\$1.93
Australian franking credit from a New Zealand franking company	\$0.00		\$0.00
CFC income			\$0.00
Total foreign income	\$0.23		\$1.93
Other Non-assessable Amounts			Amount
Net exempt income			\$0.00
Non-assessable non-exempt amount			\$0.00
Other non-attributable amounts			\$0.00
Total Non-Assessable amounts			\$0.00
Gross Cash Distribution	\$4,018.96		
Less: IFN amounts withheld	\$0.00		
Less: Non-resident tax withheld on interest and dividends	\$0.00		
Less: Non-resident tax withheld on fund payments	\$0.00		
Net Cash Distribution	\$4,018.96		

Part D: Tax offsets

Tax offsets	Amount
Franking credit tax offset from Australian resident companies	\$852.43
Foreign income tax offset - Other net foreign source income	\$0.23
Foreign income tax offset - Taxable foreign capital gains - Discounted method	\$0.00
Foreign income tax offset - Taxable foreign capital gains - Other method	\$0.00
Australian franking credit from a New Zealand franking company	\$0.00
Total tax offsets	\$852.66

Part E: Attribution Managed Investment Trust ('AMIT') cost base adjustments

	Amount
AMIT cost base net amount - excess (decrease cost base)	\$0.00
AMIT cost base net amount - shortfall (increase cost base)	\$0.00

To view or change your details, please visit our investor website at www.linkmarketservices.com.au

Invoice Date
22 Dec 2022

Invoice Number
INV-9690

TAX INVOICE

The A & J Cairns Superannuation Fund
27 Campbell Street
SAFETY BEACH NSW 2456
AUSTRALIA
ABN: 11 599 087 053

Description	Quantity	Unit Price	GST Amount AUD	
SF, Preparation and Lodgement of financial Accounts for the Self-Managed Superannuation Fund for the period ended 30th June 2022.	1.00	1,775.00	10%	1,775.00
ASF, Audit of Self-Managed Superannuation Fund and calculation of minimum pension.	1.00	695.00	10%	695.00
			Subtotal	2,470.00
			Total GST 10%	247.00
			Invoice Total AUD	2,717.00
			Total Net Payments AUD	2,717.00
			Amount Due AUD	0.00

PAYMENT ADVICE

To: Pacific Ridge Capital
PO BOX 613
BALGOWLAH NSW 2093
AUSTRALIA
Due Date: 05 Jan 2023

Pacific Ridge Capital
BSB: 032-101
ACCOUNT NO: 148238

Customer	The A & J Cairns Superannuation Fund
Invoice Number	INV-9690
Amount Due	0.00
Due Date	05 Jan 2023

Amount Enclosed

Enter the amount you are paying above

Transaction Summary

1 JULY 2022 - 30 JUNE 2023

CommSec

MR ANTHONY JOHN CAIRNS + MRS JANINE SUE
CAIRNS <A & J CAIRNS SUPER FUND A/C>

SHARES - 2259796 - HIN 44297370

Total Buys and Sells	2022 - 2023 Financial Year
Total Buys (inc. Brokerage + GST)	\$0.00
Total Sells (inc. Brokerage + GST)	\$277,694.28

BKW - BRICKWORKS LIMITED FPO (ORDINARY FULLY PAID)

Date	Type	Quantity	Unit Price	Trade Value	Brokerage+GST	GST	CNote	Total Value
08-Jun-2023	Sell	-1,500	\$26.1500	-\$39,225.00	\$121.59	\$11.05	143534532	-\$39,103.41
				Sub Total	\$121.59	\$11.05		-\$39,103.41

CAR - CARSALES.COM LTD. FPO (ORDINARY FULLY PAID)

Date	Type	Quantity	Unit Price	Trade Value	Brokerage+GST	GST	CNote	Total Value
19-Jun-2023	Sell	-2,287	\$24.6100	-\$56,283.07	\$174.47	\$15.86	143752252	-\$56,108.60
				Sub Total	\$174.47	\$15.86		-\$56,108.60

GTK - GENTRACK GROUP LTD FPO NZX (ORDINARY FULLY PAID FOREIGN EXEMPT NZX)

Date	Type	Quantity	Unit Price	Trade Value	Brokerage+GST	GST	CNote	Total Value
08-Dec-2022	Sell	-6,500	\$2.4000	-\$15,600.00	\$48.36	\$4.40	139329310	-\$15,551.64
				Sub Total	\$48.36	\$4.40		-\$15,551.64

IDX - INTEGRAL DIAGNOSTICS FPO (ORDINARY FULLY PAID)

Date	Type	Quantity	Unit Price	Trade Value	Brokerage+GST	GST	CNote	Total Value
04-May-2023	Sell	-3,000	\$3.3500	-\$10,050.00	\$31.15	\$2.83	142730979	-\$10,018.85
				Sub Total	\$31.15	\$2.83		-\$10,018.85

MIN - MINERAL RESOURCES. FPO (ORDINARY FULLY PAID)

Date	Type	Quantity	Unit Price	Trade Value	Brokerage+GST	GST	CNote	Total Value
05-Dec-2022	Sell	-200	\$92.0000	-\$18,400.00	\$57.04	\$5.19	139194824	-\$18,342.96
				Sub Total	\$57.04	\$5.19		-\$18,342.96

MVP - MEDICAL DEVELOPMENTS FPO (ORDINARY FULLY PAID)

Date	Type	Quantity	Unit Price	Trade Value	Brokerage+GST	GST	CNote	Total Value
19-Jun-2023	Sell	-2,500	\$0.7600	-\$1,900.00	\$29.95	\$2.72	143779005	-\$1,870.05
				Sub Total	\$29.95	\$2.72		-\$1,870.05

NAN - NANOSONICS LIMITED FPO (ORDINARY FULLY PAID)

Date	Type	Quantity	Unit Price	Trade Value	Brokerage+GST	GST	CNote	Total Value
19-Jan-2023	Sell	-4,000	\$5.2500	-\$21,000.00	\$65.10	\$5.92	140185644	-\$20,934.90

Transaction Summary

1 JULY 2022 - 30 JUNE 2023

CommSec

Sub Total	\$65.10	\$5.92	\$20,934.90
-----------	---------	--------	-------------

NXT - NEXTDC LIMITED FPO (ORDINARY FULLY PAID)

Date	Type	Quantity	Unit Price	Trade Value	Brokerage+GST	GST	CNote	Total Value
12-Apr-2023	Sell	-1,500	\$11.7900	-\$17,685.00	\$54.82	\$4.98	142195819	-\$17,630.18
		Sub Total			\$54.82	\$4.98		-\$17,630.18

OBL - OMNI BRIDGEWAY LTD FPO FORUS (ORDINARY FULLY PAID US PROHIBITED)

Date	Type	Quantity	Unit Price	Trade Value	Brokerage+GST	GST	CNote	Total Value
31-Aug-2022	Sell	-3,227	\$4.7000	-\$15,166.90	\$47.01	\$4.27	136577094	-\$15,119.89
		Sub Total			\$47.01	\$4.27		-\$15,119.89

ORG - ORIGIN ENERGY FPO (ORDINARY FULLY PAID)

Date	Type	Quantity	Unit Price	Trade Value	Brokerage+GST	GST	CNote	Total Value
18-Apr-2023	Sell	-1,572	\$8.3000	-\$13,047.60	\$40.45	\$3.68	142343392	-\$13,007.15
		Sub Total			\$40.45	\$3.68		-\$13,007.15

SRV - SERVCORP LIMITED FPO (ORDINARY FULLY PAID)

Date	Type	Quantity	Unit Price	Trade Value	Brokerage+GST	GST	CNote	Total Value
16-Jun-2023	Sell	-6,500	\$3.0600	-\$19,890.00	\$61.66	\$5.61	143746490	-\$19,828.34
		Sub Total			\$61.66	\$5.61		-\$19,828.34

TAH - TABCORP HOLDINGS LTD FPO (ORDINARY FULLY PAID)

Date	Type	Quantity	Unit Price	Trade Value	Brokerage+GST	GST	CNote	Total Value
13-Dec-2022	Sell	-3,273	\$1.0750	-\$3,518.48	\$29.95	\$2.72	139420354	-\$3,488.53
		Sub Total			\$29.95	\$2.72		-\$3,488.53

TGA - THORN GROUP LIMITED FPO (ORDINARY FULLY PAID)

Date	Type	Quantity	Unit Price	Trade Value	Brokerage+GST	GST	CNote	Total Value
19-Jan-2023	Sell	-1,100	\$1.2500	-\$1,375.00	\$29.95	\$2.72	140205115	-\$1,345.05
19-Aug-2022	Sell	-11,000	\$3.3000	-\$3,300.00	\$29.95	\$2.72	136222833	-\$3,270.05
		Sub Total			\$59.90	\$5.44		-\$4,615.10

TLC - THE LOTTERY CORP FPO (ORDINARY FULLY PAID)

Date	Type	Quantity	Unit Price	Trade Value	Brokerage+GST	GST	CNote	Total Value
09-Dec-2022	Sell	-3,273	\$4.7500	-\$15,546.75	\$48.19	\$4.38	139357937	-\$15,498.56
		Sub Total			\$48.19	\$4.38		-\$15,498.56

Transaction Summary

1 JULY 2022 - 30 JUNE 2023

CommSec

TLS - TELSTRA GROUP FPO (ORDINARY FULLY PAID)

Date	Type	Quantity	Unit Price	Trade Value	Brokerage+GST	GST	CNote	Total Value
27-Apr-2023	Sell	-4,000	\$4.3500	-\$17,400.00	\$53.93	\$4.90	142537646	-\$17,346.07
Sub Total					\$53.93	\$4.90		-\$17,346.07

UMG - UNITED MALT GROUP FPO (ORDINARY FULLY PAID)

Date	Type	Quantity	Unit Price	Trade Value	Brokerage+GST	GST	CNote	Total Value
28-Mar-2023	Sell	-2,000	\$4.6300	-\$9,260.00	\$29.95	\$2.72	141896429	-\$9,230.05
Sub Total					\$29.95	\$2.72		-\$9,230.05



Agent MONEYTAX (BROOKVALE)

Client THE A & J CAIRNS
SUPERANNUATION FUND

ABN 11 599 087 053

TFN 850 653 427

Income tax 551

Date generated	20 September 2023
Overdue	\$0.00
Not yet due	\$0.00
Balance	\$0.00

Transactions

4 results found - from 20 September 2021 to 20 September 2023 sorted by processed date ordered newest to oldest

Processed date	Effective date	Description	Debit (DR)	Credit (CR)	Balance
18 Jan 2023	23 Jan 2023	EFT refund for Income Tax for the period from 01 Jul 21 to 30 Jun 22	\$20,393.12		\$0.00
18 Jan 2023	18 Jan 2023	Tax return Self Man Superfund - Income Tax for the period from 01 Jul 21 to 30 Jun 22		\$20,393.12	\$20,393.12 CR
8 Oct 2021	13 Oct 2021	EFT refund for Income Tax for the period from 01 Jul 20 to 30 Jun 21	\$13,448.29		\$0.00
8 Oct 2021	8 Oct 2021	Tax return Self Man Superfund - Income Tax for the period from 01 Jul 20 to 30 Jun 21		\$13,448.29	\$13,448.29 CR

THE A & J CAIRNS SF

Trial Balance**As At 30 Jun 2023**

	Debit	As at 30 Jun 2022 Credit	Quantity	Debit	As at 30 Jun 2023 Credit	Quantity
Income						
Investment Gains						
Realised Capital Gains						
Managed Investments						
Sydney Airport	\$	31,144.86		\$	0.00	
Total Managed Investments	\$	31,144.86		\$	0.00	
Shares in Listed Companies						
Australia And New Zealand Banking Group Limited - Rights-Appsclose 15Aug2022 Us Prohibited	\$	139.40		\$		
Brickworks Limited	\$	0.00		\$	19,893.56	
Carsales.Com Limited.	\$	0.00		\$	31,358.62	
Carsales.Com Limited. - Rights-Appsclose 30Mar2023 Us Prohibited	\$	410.00		\$		
Gentrack Group Limited - Ordinary Fully Paid Foreign Exempt Nzx	\$	5,836.69		\$		
Integral Diagnostics Limited	\$	0.00	\$ 333.14			
Link Administration Holdings Limited	\$	0.00		\$		
Medical Developments International Limited	\$	0.00	\$ 7,534.90			
Mineral Resources Limited	\$	0.00		\$	9,211.01	
Nanosonics Limited	\$	4,691.05		\$	3,795.00	
Nextdc Limited	\$	0.00		\$	1,887.12	
Oil Search Limited	\$	1,785.94		\$	0.00	
Omni Bridgeway Limited - Ordinary Fully Paid Us Prohibited	\$	4,558.62		\$		
Origin Energy Limited	\$	0.00	\$ 3,900.85			
Ramsay Health Care Limited	\$	7,569.95		\$	0.00	
Servcorp Limited	\$	0.00	\$ 11,661.61			
Smartgroup Corporation Ltd	\$	4,030.17		\$	0.00	
Tabcorp Holdings Limited	\$	0.00		\$	1,620.67	
Telstra Corporation Limited.	\$	0.00		\$	5,046.17	
The Lottery Corporation Limited	\$	0.00		\$	6,849.22	
Thorn Group Limited	\$	0.00	\$ 12,614.76			
United Malt Group Limited	\$	0.00		\$	1,160.10	
Webjet Limited	\$	10,271.16		\$	0.00	
Total Shares in Listed Companies	\$	14,370.73		\$	55,720.92	
Stapled Securities						
Lendlease Group - Fully Paid Ordinary/Unstapled Securities	\$	1,854.92		\$	0.00	
Total Stapled Securities	\$	1,854.92		\$	0.00	
Total Realised Capital Gains	\$	47,370.51		\$	55,720.92	
Increase in Market Value						
Derivative Investments						
Magellan Financial Group Limited - Option Buyback 16-Apr-2027	\$	84.00		\$	84.00	
Total Derivative Investments	\$	115.40		\$	84.00	
Managed Investments						
Sydney Airport	\$	7,009.02		\$	0.00	
Total Managed Investments	\$	7,009.02		\$	0.00	
Shares in Listed Companies						
Ampol Limited	\$	1,505.00	\$ 1,072.50			
Auckland International Airport Limited - Ordinary Fully Paid Foreign Exempt Nzx	\$		\$	5,480.00		
Audinate Group Limited	\$	1,375.15		\$	6,912.50	
Australia And New Zealand Banking Group Limited	\$	840.00		\$		
Australian Financials Ltd	\$	2,240.00		\$		
Bapcor Limited	\$	29.18	\$ 1.54			
Brickworks Limited	\$	8,795.00	\$ 8,600.15			
BWX Limited	\$	14,136.40	\$ 3,858.80			
Carsales.Com Limited	\$	17,307.95		\$		
Chorus Limited - Ordinary Fully Paid Foreign Exempt Nzx	\$	2,660.00	\$	2,660.00		
Commonwealth Bank of Australia.	\$	989.00	\$	989.00		
Computershare Limited.	\$	8,622.36	\$ 1,403.64			
Dominos Pizza Enterprises Limited	\$	4,745.40	\$	4,745.40		
EML Payments Limited	\$	4,235.00	\$	4,235.00		
Frontier Digital Ventures Limited	\$	9,351.78	\$	9,351.78		
Gentrack Group Limited - Ordinary Fully Paid Foreign Exempt Nzx	\$	1,264.95	\$	1,264.95		
Integral Diagnostics Limited	\$	1,261.99	\$	1,261.99		
loof Holdings Limited	\$	969.54	\$	969.54		

Link Administration Holdings Limited	779.85		\$	0.00
Magellan Financial Limited	26,722.00	\$	4,287.50	
Medical Development International Limited	6,754.95	\$		5,754.95
Mineral Resources Limited	\$ 522.05	\$	522.05	
Moneytree Limited	14,511.72	\$	4,910.00	
Nanosciences Limited	6584.95		\$	3,699.90
National Australia Bank Limited	\$ 790.92	\$	689.52	
New Hope Corporation Limited	\$ 19,895.00	\$		15,985.00
Nextdc Limited	\$ 216.94	\$	216.94	
Oil Search Limited	\$ 9,924.30		\$	0.00
Omni Bridgeway Limited - Ordinary Fully Paid	894.58	\$	894.58	
Origin Energy Limited	\$ 1,917.84		\$	7,900.44
Platinum Asset Management Limited	4,299.60		\$	0.00
Ramsay Health Care Limited	2,677.65		\$	0.00
Santos Limited	\$ 6,977.46		\$	379.60
Servcorp Limited	1,300.00		\$	10,039.95
Smartgroup Corporation	99.70		\$	0.00
South32 Limited	\$ 11,817.00	\$	2,106.00	
Tabcorp Holdings Limited	4,019.06	\$	1,617.88	
Telstra Corporation Limited	\$ 360.00	\$	3,100.10	
The Lottery Corporation Limited	\$ 6,144.62	\$	6,144.62	
Thorn Group Limited	\$ 550.00		\$	13,159.86
TPG Telecom Limited	7,845.15	\$	7,848.50	
Unibail-Rodamco - Chess Depository Interests 20:1	457.20		\$	457.20
United Malt Group	2,420.00		\$	1,529.95
Wam Active Limited	600.00	\$	700.00	
WAM Capital Limited	881.08	\$	756.90	
Wam Global Limited	8,480.00		\$	5,940.00
Wam Leaders Limited	\$ 256.99	\$	106.81	
Wam Microcap Limited	6,625.80	\$	7,122.73	
Wam Strategic Value Limited	5,214.00		\$	86.80
Webjet Limited	7,740.10		\$	0.00
Westpac Banking Corporation	8,027.68		\$	8,828.32
Woodside Energy Group Ltd	\$ 22,454.76		\$	5,922.80
Woodside Petroleum Limited	517.02		\$	0.00
Total Shares in Listed Companies	208,065.31	\$	10,701.86	
Units In Listed Unit Trusts				
Intelligent Investor Australia Equity Growth Fund (Managed Fund) - Intelligent Investor Au Eq Gth Fund (Managed	0.00		\$	0.00
Intelligent Investor Australia Equity Income Fund (Managed Fund) - Intelligent Investor Aus Eq Ic Fund (Managed	172.93		\$	172.93
Total Units In Listed Unit Trusts	13,091.66	\$	172.93	
Total Increase in Market Value	224,050.59	\$	10,790.79	
Total Investment Gains	176,680.08	\$	66,511.71	

Investment Income

Distributions

Stapled Securities

Lendlease Group - Fully Paid Ordinary/Units in Stapled Securities		\$	0.00
---	--	----	------

Total Stapled Securities	\$ 143.01	\$	0.00
---------------------------------	------------------	-----------	-------------

Units In Listed Unit Trusts

Intelligent Investor Australia Equity Growth Fund (Managed Fund) - Intelligent Investor Au Eq Gth Fund (Managed	221.32		\$	221.32
---	--------	--	----	--------

Intelligent Investor Australia Equity Income Fund (Managed Fund) - Intelligent Investor Aus Eq Ic Fund (Managed	4,871.62		\$	4,871.62
---	----------	--	----	----------

Total Units In Listed Unit Trusts	\$ 13,196.71	\$	8,092.94
--	---------------------	-----------	-----------------

Total Distributions	\$ 13,339.72	\$	8,092.94
----------------------------	---------------------	-----------	-----------------

Dividends

Shares in Listed Companies

Ampol Limited	\$ 332.14	\$	982.14
---------------	-----------	----	--------

Australia And New Zealand Banking Group Limited	\$ 1,042.86	\$	1,042.86
---	-------------	----	----------

Australian Finance Group Ltd	\$ 1,222.86	\$	1,851.43
------------------------------	-------------	----	----------

Bapcor Limited	\$ 0.00	\$	3.47
----------------	---------	----	------

Brickworks Limited	\$ 1,328.57	\$	1,371.43
--------------------	-------------	----	----------

Carsales.Com Limited	\$ 1,568.24	\$	1,731.60
----------------------	-------------	----	----------

Commonwealth Bank Of Australia	\$ 535.71	\$	600.00
--------------------------------	-----------	----	--------

Computershare Limited	\$ 635.29	\$	668.40
-----------------------	-----------	----	--------

Domino's Pizza Enterprises Limited	\$ 252.83	\$	381.17
------------------------------------	-----------	----	--------

Integral Diagnostics Limited	\$ 171.43	\$	235.71
------------------------------	-----------	----	--------

loof Holdings Limited	\$ 2,482.44	\$	2,208.09
-----------------------	-------------	----	----------

Magellan Financial Group Limited	\$ 1,818.62	\$	1,956.35
----------------------------------	-------------	----	----------

Mineral Resources Limited	\$ 0.00	\$	285.71
---------------------------	---------	----	--------

National Australia Bank Limited	\$ 1,226.46	\$	1,458.23
---------------------------------	-------------	----	----------

New Hope Corporation Limited	\$ 6,078.57	\$	15,771.43
------------------------------	-------------	----	-----------

Origin Energy Limited	\$ 314.40	\$	713.29
-----------------------	-----------	----	--------

Platinum Asset Management Limited	\$ 4,682.86	\$	2,980.00
-----------------------------------	-------------	----	----------

Ramsay Health Care Limited	\$	541.07	\$	0.00
Santos Limited	\$	582.73	\$	1,263.70
Servcorp Limited	\$	1,235.00	\$	1,300.00
Smartgroup Corporation Ltd	\$	2,375.00	\$	0.00
South32 Limited	\$	3,244.67	\$	5,426.46
Tabcorp Holdings Limited	\$	631.21	\$	303.91
Telstra Corporation Limited	\$	914.28	\$	971.42
Thorn Group Limited	\$	2,514.29	\$	785.72
TPG Telecom Limited	\$	1,681.83	\$	1,834.72
United Malt Group Limited	\$	100.00	\$	0.00
Wam Active Limited	\$	857.14	\$	857.14
WAM Capital Limited	\$	744.88	\$	744.88
Wam Global Limited	\$	5,400.00	\$	5,785.71
Wam Leaders Limited	\$	2,288.79	\$	2,593.96
Wam Microcap Limited	\$	6,152.53	\$	4,851.03
Wam Strategic Value Limited	\$	248.00	\$	868.00
Westpac Banking Corporation	\$	8,293.68	\$	9,184.74
Woodside Energy Group Ltd	\$	0.00	\$	12,216.36
Woodside Petroleum Limited	\$	6,091.77	\$	0.00
Total Shares in Listed Companies	\$	67,561.58	\$	83,229.06
Stapled Securities				
Lendlease Group - Fully Paid Ordinary/Units	\$	79.41	\$	0.00
Total Stapled Securities	\$	79.41	\$	0.00
Total Dividends	\$	67,640.99	\$	83,229.06
Foreign Income				
Foreign Dividend				
Shares in Listed Companies				
Chorus Limited - Ordinary Fully Paid	\$	689.31	\$	689.31
Oil Search Limited	\$	271.09	\$	0.00
Total Shares in Listed Companies	\$	908.14	\$	689.31
Total Foreign Dividend	\$	908.14	\$	689.31
Total Foreign Income	\$	908.14	\$	689.31
Interest				
Cash and Cash Equivalents				
Me Bank TD#1657	\$	1,600.00	\$	1,411.20
Total Cash and Cash Equivalents	\$	1,600.00	\$	1,411.20
Cash At Bank				
Bank West	\$	218.80	\$	988.04
Total Cash At Bank	\$	218.80	\$	988.04
Total Interest	\$	1,818.80	\$	2,399.24
Total Investment Income	\$	83,707.65	\$	94,410.55
Other Income				
Sundry	\$	0.00	\$	26.67
Total Other Income	\$	0.00	\$	26.67
Total Income	\$	92,972.43	\$	160,948.93

Expenses**Member Payments****Pensions Paid**

Mr Anthony Cairns				
Anthony Cairns	\$	8,527.00	\$	13,500.00
Total Mr Anthony Cairns	\$	8,527.00	\$	13,500.00
Mrs Janine Cairns				
Janine Cairns	\$	22,628.00	\$	35,000.00
Janine Cairns 2	\$	15,305.00	\$	27,000.00
Total Mrs Janine Cairns	\$	37,933.00	\$	62,000.00
Total Pensions Paid	\$	46,460.00	\$	75,500.00
Total Member Payments	\$	46,460.00	\$	75,500.00

Other Expenses

Accountancy Fee	\$	1,732.50	\$	1,952.50
-----------------	----	----------	----	----------

Auditor Fee	\$	726.00		\$	764.50
General Expense	\$		0.00	\$	660.00
SMSF Supervisory Levy	\$	259.00		\$	259.00
Total Other Expense	\$	2,717.50		\$	3,636.00
Total Expenses	\$	49,177.50		\$	79,136.00

Income Tax**Income Tax Expense**

Excessive Foreign Tax Credit Writeoff Expense				\$	106.52
Total Income Tax Expense	\$	100.93		\$	106.52
Total Income Tax	\$	100.93		\$	106.52

Profit & Loss Clearing Account

Total Profit & Loss Clearing Account	\$	142,250.86		\$	81,706.41
--------------------------------------	----	------------	--	----	-----------

Assets**Investments****Cash and Cash Equivalents**

CBA Term Deposit #3483	\$	0.00		\$	450,000.00	450,000
Me Bank TD #1657			201,600	\$	203,011.20	203,011.20000
St.George TD #6330	\$	0.00		\$	88,000.00	88,000
Total Cash and Cash Equivalents	\$	201,600.00		\$	741,011.20	

Derivative Investments

Magellan Financial Group Limited - Option Expiring 16-Apr-2027	157	\$	31.40		157
Total Derivative Investments	115.40		\$	31.40	

Shares in Listed Companies

Ampol Limited	8,557.50	250	\$	7,485.00	250
Auckland International Airport Limited - Ordinary Fully Paid Foreign Exempt Nx	25,400.00	4,000	\$	31,400.00	4,000
Audinate Group Limited	29,783.00	3,950	\$	36,695.50	3,950
Australia and New Zealand Banking Group Limited	1,115.00	500	\$	11,855.00	500
Australian Finance Group Limited	12,000.00	8,000	\$	14,320.00	8,000
Bapcor Limited	66.88	11	\$	65.34	11
Brickworks Limited	27,810.00	1,500	\$	0.00	0
BWX Limited	5,612.80	8,770	\$	1,754.00	8,770
Carsales.com Limited	2,057.93	2,287	\$	0.00	0
Chorus Limited - Ordinary Fully Paid Foreign Exempt Nx	12,400.00	2,000	\$	15,500.00	2,000
Commonwealth Bank of Australia	10,027.00	100	\$	10,027.00	100
Computershare Limited	27,448.96	1,114	\$	26,045.32	1,114
Domino's Pizza Enterprises Limited	14,960.00	220	\$	10,214.60	220
EML Payments Limited	6,610.00	7,000	\$	4,375.00	7,000
Frontier Digital Ventures Limited	23,577.74	30,167	\$	11,915.96	30,167
Gentrack Group Limited - Ordinary Fully Paid Foreign Exempt Nx	4,500.00	6,500	\$	0.00	0
Integral Diagnostics Limited	3,000.00	3,000	\$	0.00	0
loof Holdings Limited	20,062.02	7,458	\$	21,031.56	7,458
Magellan Financial Group Limited	11,650.00	1,250	\$	11,862.50	1,250
Medical Developments International Limited	1,050.00	2,500	\$	0.00	0
Mineral Resources Limited	9,154.00	200	\$	0.00	0
Moneymy Limited	5,700.00	10,000	\$	790.00	10,000
Nanosonics Limited	13,440.00	4,000	\$	0.00	0
National Australia Bank Limited	18,515.64	676	\$	17,826.12	676
New Hope Corporation Limited	55,775.00	11,500	\$	55,775.00	11,500
Nextdc Limited	15,960.00	1,500	\$	0.00	0
Omni Bridgeway Limited - Ordinary Fully Paid Us Prohibited	1,150.85	3,227	\$	0.00	0
Origin Energy Limited	9,007.56	1,572	\$	0.00	0
Platinum Asset Management Limited	25,926.00	14,900	\$	25,926.00	14,900
Santos Limited	28,166.32	3,796	\$	28,545.92	3,796
Servcorp Limited	21,450.00	6,500	\$	0.00	0
South32 Limited	46,098.00	11,700	\$	43,992.00	11,700
Tabcorp Holdings Limited	8,485.74	3,273	\$	0.00	0
Telstra Corporation Limited	15,140.00	4,000	\$	0.00	0
Ten Network Holdings Limited - Listed		1,178	\$	0.00	1,178
The Lottery Corporation Limited	1,796.86	3,273	\$	0.00	0
Thorn Group Limited	5,390.00	22,000	\$	0.00	0
TPG Telecom Limited	42,595.95	7,135	\$	34,747.45	7,135
Unibail-Rodamco-West European Real Estate Business Depository Interests 20:1	19,558.00	5,080	\$	19,558.00	5,080
United Malt Group Limited	640.00	2,000	\$	0.00	0
Wam Active Limited	7,350.00	10,000	\$	6,650.00	10,000
WAM Capital Limited	5,786.08	3,364	\$	5,029.18	3,364
Wam Global Limited	60,840.00	36,000	\$	66,780.00	36,000
Wam Leaders Limited	31,188.52	21,362	\$	31,081.71	21,362

Wam MicroCap Limited	56,834.62	33,129	\$	46,711.89	33,129
Wam Strategic Value	16,832.00	17,360	\$	16,926.00	17,360
Westpac Banking Corp	92,561.00	4,798	\$	102,389.32	4,798
Woodside Energy Group	2,331.52	2,278	\$	78,454.32	2,278
Total Shares in Listed Companies	\$ 1,009,870.59		\$	795,729.69	
Shares in Unlisted Companies					
CAR_R	\$	0.00	550	\$	0.00
Total Shares in Unlisted Companies	\$	0.00		\$	0.00
Units In Listed Unit Trusts					
Intelligent Investor Assets Growth Fund (Managed Fund) - Intelligent Investor Assets Growth Fund (Managed Fund)	15,175	\$	40,427.78		15,175
Intelligent Investor Assets Income Fund (Managed Fund) - Intelligent Investor Assets Income Fund (Managed Fund)	17,293	\$	41,653.58		17,293
Total Units In Listed Unit Trusts	\$ 86,908.34		\$	87,081.27	
Total Investments	\$ 1,297,494.33		\$	1,623,853.56	
Other Assets					
Cash At Bank					
Bank West	\$ 300,645.15		\$	27,633.19	
St George Complete	\$ 86,564.91		\$	116,175.03	
Total Cash At Bank	\$ 386,230.06		\$	143,808.22	
Receivables					
Investment Income Receivable					
Distributions					
Units In Listed Unit Trusts					
Intelligent Investor Assets Growth Fund (Managed Fund) - Intelligent Investor Assets Growth Fund (Managed Fund)	5,058.90	\$	5,058.90		
Intelligent Investor Assets Income Fund (Managed Fund) - Intelligent Investor Assets Income Fund (Managed Fund)	3,968.16	\$	3,968.16		
Total Units In Listed Unit Trusts	\$ 11,768.71		\$	5,042.09	
Total Distributions	\$ 11,768.71		\$	5,042.09	
Total Investment Income Receivable	\$ 11,768.71		\$	5,042.09	
Total Receivables	\$ 11,768.71		\$	5,042.09	
Current Tax Assets					
Withholding Credits					
Shares in Listed Companies					
Dominio's Pizza Enterprises Limited			\$	0.00	
Total Shares in Listed Companies			\$	0.00	
Stapled Securities					
Lease Group 55,000 Paid Ordinary/Units Stapled Securities			\$	0.00	
Total Stapled Securities	\$ 55.00		\$	0.00	
Total Withholding Credits	\$ 82.00		\$	0.00	
Franking Credits					
Shares in Listed Companies					
Ampol Limited	99.64	\$	294.64		
Australia And New Zealand Banking Group Limited	312.86	\$	312.86		
Australian Financial Group Ltd	555.43	\$	555.43		
Bapcor Limited	0.00	\$	1.04		
Briceworks Limited	411.57	\$	411.53		
Carsales.Com Ltd	519.48	\$	519.48		
Commonwealth Bank Of Australia.	180.00	\$	180.00		
Computershare Limited		\$		0.00	
Dominio's Pizza Enterprises Limited	83.07	\$	83.07		
Integral Diagnostics Limited	70.71	\$	70.71		
Loof Holdings Limited	544.96	\$	544.96		
Magellan Financial Group Limited	508.85	\$	508.85		
Mineral Resources Limited	0.00	\$	85.71		
National Australia Bank Limited	437.47	\$	437.47		
New Hope Corporation Limited	4,731.43	\$	4,731.43		
Origin Energy Limited	0.00	\$	194.53		
Platinum Asset Management Limited	894.00	\$	894.00		
Ramsay Health Care Limited		\$		0.00	
Santos Limited	134.48	\$		0.00	
Smartgroup Corporation Ltd		\$		0.00	
Southern32 Limited	1,627.94	\$	1,627.94		
Tabcorp Holdings Limited	91.17	\$	91.17		
Telstra Corporation Limited	291.42	\$	291.42		
Thomson Group Limited	235.72	\$	235.72		

TPG Telecom Limited	\$ 501,185	\$ 550.42	
Warburton Active Limited	\$ 257.14	\$ 257.14	
Warburton Capital Limited	\$ 223.46	\$ 223.46	
Warburton Global Limited	\$ 1,735.71	\$ 1,735.71	
Warburton Leaders Limited	\$ 778.19	\$ 778.19	
Warburton Microcap Limited	\$ 1,455.31	\$ 1,455.31	
Warburton Strategic Value Limited	\$ 260.40	\$ 260.40	
Westpac Banking Corporation	\$ 2,755.42	\$ 2,755.42	
Woodside Energy Group Ltd	\$ 3,664.91	\$ 3,664.91	
Woodside Petroleum Limited	\$ 0.00	\$ 0.00	\$ 0.00
Total Shares in Listed Companies	\$ 23,752.82	\$ 23,752.82	
Units In Listed Unit Trusts			
Intelligent Investor Australia Equity Growth Fund (Managed Fund) - Intelligent Investor Australia Equity Growth Fund (Managed Fund)	\$ 542.56	\$ 542.56	
Intelligent Investor Australia Equity Income Fund (Managed Fund) - Intelligent Investor Australia Equity Income Fund (Managed Fund)	\$ 852.83	\$ 852.83	
Total Units In Listed Unit Trusts	\$ 1,394.41	\$ 1,394.41	
Total Franking Credit	\$ 25,147.76	\$ 25,147.76	
Foreign Tax Credits			
Shares in Listed Companies			
Chorus Limited - Ordinary Fully Paid Foreign Exempt Nz	\$ 103.39	\$ 103.39	
Total Shares in Listed Companies	\$ 103.39	\$ 103.39	
Stapled Securities			
Lease Group - Fully Paid Ordinary/Units Stapled Securities	\$ 0.00	\$ 0.00	\$ 0.00
Total Stapled Securities	\$ 0.00	\$ 0.00	\$ 0.00
Units In Listed Unit Trusts			
Intelligent Investor Australia Equity Growth Fund (Managed Fund) - Intelligent Investor Australia Equity Growth Fund (Managed Fund)	\$ 290.5	\$ 290.5	
Intelligent Investor Australia Equity Income Fund (Managed Fund) - Intelligent Investor Australia Equity Income Fund (Managed Fund)	\$ 8.23	\$ 8.23	
Total Units In Listed Unit Trusts	\$ 3.13	\$ 3.13	
Total Foreign Tax Credit	\$ 106.52	\$ 106.52	
Excessive Foreign Tax Credit Written Off	100.93	\$ 106.52	\$ 106.52
Total Current Tax Assets	\$ 25,147.76	\$ 25,147.76	
Total Other Assets	\$ 418,650.89	\$ 173,998.07	
Total Assets	\$ 1,716,145.22	\$ 1,797,851.63	

Liabilities

Total Liabilities	\$ 0.00	\$ 0.00	
-------------------	---------	---------	--

Member Entitlements**Member Entitlement Accounts****Mr Anthony Cairns**

Anthony Cairns	\$ 314,999.87	\$ 330,461.80	
Total Mr Anthony Cairns	\$ 314,999.87	\$ 330,461.80	

Mrs Janine Cairns

Janine Cairns	\$ 835,822.55	\$ 877,335.93	
Janine Cairns 2	\$ 565,322.80	\$ 590,053.90	
Total Mrs Janine Cairns	\$ 1,401,145.35	\$ 1,467,389.83	

Total Member Entitlement Accounts	\$ 1,716,145.22	\$ 1,797,851.63	
Total Member Entitlements	\$ 1,716,145.22	\$ 1,797,851.63	

Net Total	\$ 1,942,103.73	\$ 1,942,103.73	\$ 1,958,800.56	\$ 1,958,800.56
------------------	------------------------	------------------------	------------------------	------------------------