

Profit + loss

23800

Dreyer Superannuation Fund
Distribution Reconciliation Report
 For The Period 01 July 2018 - 30 June 2019

Date	Payment Received	Non Primary Production Income (A) ¹		Distributed Capital Gains (B) ²					Foreign Income ³		Non-Assessable			Taxable Income		
		Franked	Unfranked	Interest/ Other	Franking Credits	Discounted (After Discount)	Rate %	CGT Concession	Indexed	Other	Foreign Income	Foreign Credits	Tax Exempt		Tax Free	Tax Deferred / AMIT ⁴
Managed Investments (Australian)																
MYNORTH_DREYER MyNorth Investment																
30/06/2019	19,046.01	20.48	152.99	1,534.67	13.87	7,063.70	I	7,170.96		746.73	2,356.48	307.38			0.00	12,196.30
	19,046.01	20.48	152.99	1,534.67	13.87	7,063.70		7,170.96		746.73	2,356.48	307.38			0.00	12,196.30
Net Cash Distribution:		19,046.01														
PORTDRYER Portfolio Care																
01/07/2018	412.00						S								0.00	
30/06/2019	0.00	0.00		147.00		58.00	I	39.00			108.00	8.00	226.00		0.00	321.00
	412.00	0.00		147.00		58.00		39.00			108.00	8.00	226.00		0.00	321.00
Net Cash Distribution:		412.00														
	19,458.01	20.48	152.99	1,681.67	13.87	7,121.70		7,209.96		746.73	2,464.48	315.38	226.00		0.00	12,517.30
Units in Listed Unit Trusts (Australian)																
ALX.AX Atlas Arteria																
05/10/2018	8.60	0.00	8.60		0.00		S								0.00	8.60
05/04/2019	61.92		1.72				S				60.20				0.00	61.92
30/06/2019	213.75						S				213.75				0.00	213.75
	284.27	0.00	10.32		0.00						273.95				0.00	284.27
Net Cash Distribution:		284.27														
GMG.AX Goodman Group																

Dreyer Superannuation Fund
Distribution Reconciliation Report
 For The Period 01 July 2018 - 30 June 2019

Date	Payment Received	Non Primary Production Income (A) ¹		Distributed Capital Gains (B) ²					Foreign Income ³		Non-Assessable			Taxable Income		
		Franked	Unfranked	Interest/ Other	Franking Credits	Discounted (After Discount)	Rate %	CGT Concession	Indexed	Other	Foreign Income	Foreign Credits	Tax Exempt		Tax Free	Tax Deferred / AMIT ⁴
26/02/2019	108.75						S								0.00	
30/06/2019	123.75						S								0.00	
30/06/2019	0.00	0.00		13.01		7.97	I	30.66		1.15	53.19	0.29			126.52	75.61
	232.50	0.00		13.01		7.97		30.66		1.15	53.19	0.29			126.52	75.61
Net Cash Distribution:		232.50														
VGS.AX Vanguard Msci Index International Shares Edf																
30/06/2019	300.63						S								0.00	
30/06/2019	0.00			4.17		26.21	I	26.21			248.57	40.54	0.00		(4.53)	319.49
	300.63			4.17		26.21		26.21			248.57	40.54	0.00		(4.53)	319.49
Net Cash Distribution:		300.63														
	817.40	0.00	10.32	17.18	0.00	34.18		56.87		1.15	575.71	40.83	0.00		121.99	679.37

Dreyer Superannuation Fund

Distribution Reconciliation Report

For The Period 01 July 2018 - 30 June 2019

Data	Non Primary Production Income (A) ¹			Distributed Capital Gains (B) ²				Foreign Income ³		Non-Assessable					
	Payment Received	Franked	Unfranked	Interest/Other	Franking Credits	Discounted (After Discount) Rate ⁴	CGT Concession	Indexed	Other	Foreign Income	Foreign Credits	Tax Exempt	Tax Free	Tax Deferred / AMIT ⁵	Taxable Income
TOTAL	20,275.41	20.48	163.31	1,698.85	13.87	7,155.88	7,266.83		747.88	3,040.19	356.21	226.00		121.99	13,196.87

Total Distributed Gains

Discount Rate	Discounted	Gross
Superfund 1/3	0.00	0.00
Individual 50%(t)	7,155.88	15,059.64
Total	7,155.88	15,059.64

¹ Summary of Non Primary Production Income (A)

Tax Label	Franked	Unfranked	Interest/Other	Less Other Deduction	Income Before Credits ⁷	Franking Credits	Total including Credits
11M Gross trust distributions	20.48	163.31	1,698.85	0.00	1,882.64	13.87	1,896.51

² Forms part of the Net Capital Gains calculation for Tax Label 11A.

³ Forms part of the Foreign Credits calculation for Tax Label 11D, D1, 13C1.

⁴ Taxable Income is designed to match Tax Statement provided by Fund Manager.

Taxable Income in the SMSF Annual Return will be different due to application of Capital Losses in Net Capital Gain calculation and application of different discount method.

⁵ This is the discount rate selected for the transaction. "S" being Super Funds at 1/3 and "I" being Individual at 50%.

⁶ AMIT cost base net increase is reflected as negative amount i.e. negative tax deferred and AMIT cost base net decrease is reflected as positive amount i.e. positive tax deferred.

⁷ Sum of Income Before Credits reconciles with Taxable Trust Distributions in Statement of Taxable Income.

⁸ Variance between Payment Received and Net Cash Distribution.



25800/ALX

Update your information:

Online:
www.investorcentre.com/au/contact

By Mail:
Computershare Investor Services Pty Limited
GPO Box 2975 Melbourne
Victoria 3001 Australia

007699 000 ALX



MR ANTHONY KYM DREYER &
MRS TANYA DREYER
<DREYER SUPER FUND A/C>
67 LAMBERT ROAD
JOSLIN SA 5070

Enquiries:

(within Australia) 1800 267 108
(international) +61 3 9415 4053

Holder Identification Number (HIN)

HIN WITHHELD

ASX Code ALX
TFN/ABN Status Quoted
Record Date 27 September 2019
Payment Date 4 October 2019
Direct Credit Reference No. 814860

Distribution Statement

Dear Securityholder

This payment advice is for your distribution of 15.0 cents per Atlas Arteria ordinary stapled security for the half year ending 30 June 2019.

Distributing Entity	Distribution per Security	Securities Held	Franked Amount	Unfranked Amount	Foreign Source Income	Capital Return	Gross Payment
ATLIX	15.0 cents	1,425	\$0.00	\$0.00	\$213.75	\$0.00	\$213.75
Less withholding tax							\$0.00
Net Payment							\$213.75
Franking Credit							\$0.00

A/C 61800/ALX

Taxation Information

Australian taxpayers should refer to the Atlas Arteria website (www.atlasarteria.com) for further taxation information. This statement should be retained as a charge may be levied for a replacement. No additional tax statement summary will be provided.

252019_02_V2

Your Payment Instruction

COMMONWEALTH BANK OF AUSTRALIA
BSB: 065-008 Account number: XXXXXX11

Amount Deposited
\$213.75



Atlas Arteria

Atlas Arteria Limited
ACN 141 075 201
Atlas Arteria International Limited
Registration No. 43828

Update your information:

Online:
www.investorcentre.com/au/contact

By Mail:
Computershare Investor Services Pty Limited
GPO Box 2975 Melbourne
Victoria 3001 Australia

Enquiries:

(within Australia) 1800 267 108
(international) +61 3 9415 4053

Holder Identification Number (HIN)

HIN WITHHELD

ASX Code ALX
TFN/ABN Status Quoted
Record Date 24 September 2018
Payment Date 5 October 2018
Direct Credit Reference No. 815522

008297 047 ALX



MR ANTHONY KYM DREYER &
MRS TANYA DREYER
<DREYER SUPER FUND A/C>
67 LAMBERT ROAD
JOSLIN SA 5070

Distribution Statement

Dear Shareholder

This payment advice is for your distribution of 12.0 cents per Atlas Arteria ordinary stapled security for the half year ending 31 December 2018 (wholly from Atlas Arteria Limited).

Share Class	Distribution per Share	Shares Held	Franked Amount	Unfranked Amount	Foreign Source Income	Capital Return	Gross Payment	
Ordinary	12.0 cents	1,228	\$0.00	\$8.60	\$0.00	\$138.76	\$147.36	
							Less withholding tax	\$0.00
							Net Payment	\$147.36
							Franking Credit	\$0.00

Taxation Information

Australian taxpayers should refer to the Atlas Arteria website (www.atlasarteria.com) for further taxation information. This statement should be retained as a charge may be levied for a replacement. No additional tax statement summary will be provided.

Change of Companies' Names

As approved at the 2018 Annual General Meetings (AGMs) of Macquarie Atlas Roads Limited (MARL) and Macquarie Atlas Roads International Limited (MARIL) and following the satisfaction of regulatory requirements, MARL changed its name to Atlas Arteria Limited (ATLAX) and MARIL changed its name to Atlas Arteria International Limited (ATLIX).

The listing code for the dual-stapled ASX-listed security which comprises ATLAX and ATLIX changed from MQA to ALX.

Your Payment Instruction

COMMONWEALTH BANK OF AUSTRALIA
BSB: 065-008 Account number: XXXXXX11

Amount Deposited

\$147.36

atlasArteria



007571 047 ALX



MR ANTHONY KYM DREYER &
MRS TANYA DREYER
<DREYER SUPER FUND A/C>
67 LAMBERT ROAD
JOSLIN SA 5070

Update your information:

Online:
www.investorcentre.com/au/contact

By Mail:
Computershare Investor Services Pty Limited
GPO Box 2975 Melbourne
Victoria 3001 Australia

Enquiries:

(within Australia) 1800 267 108
(international) +61 3 9415 4053

Holder Identification Number (HIN)

HIN WITHHELD

ASX Code ALX
TFN/ABN Status Quoted
Record Date 25 March 2019
Payment Date 5 April 2019
Direct Credit Reference No. 815188

Distribution Statement

Dear Securityholder

This payment advice is for your distribution of 15.0 cents per Atlas Arteria ordinary stapled security for the half year ending 30 June 2019.

Distributing Entity	Distribution per Security	Securities Held	Franked Amount	Unfranked Amount	Foreign Source Income	Capital Return	Gross Payment
ATLAX	8.0 cents	860	\$0.00	\$1.72	\$0.00	\$67.08	\$68.80
ATLIX	7.0 cents	860	\$0.00	\$0.00	\$60.20	\$0.00	\$60.20
Total	15.0 cents	860	\$0.00	\$1.72	\$60.20	\$67.08	\$129.00
Less withholding tax							\$0.00
Net Payment							\$129.00
Franking Credit							\$0.00

Taxation Information

Australian taxpayers should refer to the Atlas Arteria website (www.atlasarteria.com) for further taxation information. This statement should be retained as a charge may be levied for a replacement. No additional tax statement summary will be provided.

Your Payment Instruction

COMMONWEALTH BANK OF AUSTRALIA
BSB: 065-008 Account number: XXXXXX11

Amount Deposited

\$129.00



+ Goodman Group
 Goodman Limited ABN 69 000 123 071
 Goodman Funds Management Limited
 ABN 48 067 796 641; AFSL Number 223621
 As Responsible Entity for
 Goodman Industrial Trust ARSN 091 213 839
 Goodman Logistics (HK) Limited
 Company No. 1700359; ARBN 155 911 149
 A Hong Kong company with limited liability

Update your information:

Online:
www.computershare.com.au/easyupdate/gmg

By Mail:
 Computershare Investor Services Pty Limited
 GPO Box 2975 Melbourne
 Victoria 3001 Australia

Enquiries:

(within Australia) 1300 723 040
 (international) 61 3 9415 4043

Holder No: HIN WITHHELD
 Statement Date: 9 September 2019

008007 000 GMG
 MR ANTHONY KYM DREYER &
 MRS TANYA DREYER
 <DREYER SUPER FUND A/C>
 67 LAMBERT ROAD
 JOSLIN SA 5070

Goodman Group Annual Tax Statement 2019

Fully paid ordinary securities for the year ended 30 June 2019

This statement reflects distributions that should be included in your Tax Return for the 2018-19 financial year. Please use this Annual Tax Statement for completing your Tax Return and not interim distribution statements provided at the time of the payments since annual taxable amounts can be determined only after the close of the financial year. This statement should be read in conjunction with the enclosed Goodman Group Tax Return Guide 2019. Please retain this statement for income tax purposes.

Part A - Summary of 2018-19 Income Tax Return and Tax Return (supplementary section) items

Goodman Logistics (HK) Limited dividends

Dividend components	Tax return label	Amount \$
Assessable foreign source income	20E	\$36.25
Net foreign source income	20M	\$36.25
Foreign income tax offsets	20O	Nil

Goodman Limited (GL) dividends

Dividend components	Tax return label	Amount \$
Unfranked amount	11S	Nil
Franked amount	11T	Nil
Franking credit	11U	Nil
TFN amounts withheld	11V	Nil

Goodman Industrial Trust (GIT) distributions

Tax Return (supplementary section)	Tax return label	Amount \$
Australian income – non-primary production	13U	\$13.01
TFN amounts withheld	13R	Nil
Tax paid by trustee	13S	Nil
Non resident withholding tax	13A	Nil
Net capital gain	18A	\$9.12
Total current year capital gains	18H	\$17.09
Assessable foreign source income	20E	\$12.23
Net foreign source income	20M	\$12.23
Foreign income tax offsets	20O	\$0.29

Part B: Additional information for Question 18 (supplementary section)

Capital gains	Tax return label	Amount \$
Discount method ('grossed-up' amount)		\$15.94
Indexation method		Nil
Other method		\$1.15
Total current year capital gains	18H	\$17.09

Part C: Components of distributions

Net dividends/distributions for the year ended 30 June 2019	Cash dividend/distribution \$	Tax paid/offsets \$	Assessable amount \$
Foreign income Goodman Logistics (HK) Limited - dividends			
Foreign dividend - unfranked (paid 9 September 2019 and assessable in the year ended 30 June 2020)	\$41.25	Nil	\$41.25
Sub-total (A)	\$41.25	Nil	\$41.25
Australian income Goodman Limited (GL) - dividends			
Dividends - unfranked	Nil	Nil	Nil
Dividends - franked	Nil	Nil	Nil
Sub-total (B)	Nil	Nil	Nil
Australian income Goodman Industrial Trust (GIT) - distributions			
Interest	\$3.51	Nil	\$3.51
Other income	\$9.50	Nil	\$9.50
Total non-primary production income*	\$13.01	Nil	\$13.01
Capital gains			
Discounted method - 50% - TARP	\$7.97	Nil	\$7.97
CGT concession amount - TARP	\$30.66	Nil	\$30.66
Other method - TARP	\$1.15	Nil	\$1.15
Distributed capital gains - TARP*	\$39.78	Nil	\$39.78
Total net capital gains			\$9.12
Foreign income			
Assessable foreign income*	\$11.94	\$0.29	\$12.23
Non-assessable amounts			
Tax-deferred amounts*	\$126.52		
Other amounts withheld from distributions			
TFN amounts withheld	Nil		
Credit for tax paid by trustee	Nil		
Non resident withholding tax	Nil		
Sub-total (C)	\$191.25		
(Sum of *Components less Other amounts withheld from Distributions)			
Total net cash distributions	\$232.50		
Comprising of:			
(A) Total cash from Goodman Logistics (HK) Limited	\$41.25		
(B) Total cash from Goodman Limited (GL)	Nil		
(C) Total cash from Goodman Industrial Trust (GIT)	\$191.25		

Please retain this statement for income tax purposes.



+ Goodman Group
 Goodman Limited ABN 69 000 123 071
 Goodman Funds Management Limited
 ABN 48 067 796 641; AFSL Number 223621
 As Responsible Entity for
 Goodman Industrial Trust ARSN 091 213 839
 Goodman Logistics (HK) Limited
 Company No. 1700359; ARBN 155 911 149
 A Hong Kong company with limited liability

Update your information:

Online:
www.computershare.com.au/easyupdate/gmg

By Mail:
 Computershare Investor Services Pty Limited
 GPO Box 2975 Melbourne
 Victoria 3001 Australia

008007 000 GMG
 MR ANTHONY KYM DREYER &
 MRS TANYA DREYER
 <DREYER SUPER FUND A/C>
 67 LAMBERT ROAD
 JOSLIN SA 5070

Enquiries:

(within Australia) 1300 723 040
 (international) 61 3 9415 4043

Holder no.: HIN WITHHELD
 ASX code: GMG
 TFN/ABN status: Quoted
 Record date: 28 June 2019
 Payment date: 9 September 2019
 Ref number: 812325

Goodman Group Payment Advice

For the half year ended 30 June 2019

Goodman Limited Dividend

Class description	Dividend rate cents per share	Number of securities	Unfranked amount	Franked amount	Franking credit
GL	N/A	825	N/A	N/A	N/A

Goodman Industrial Trust Distribution

Class description	Distribution rate cents per unit	Number of securities	Australian income	Foreign income other	Foreign income interest
GIT	10 cents	825	\$0.00	\$0.00	\$0.00

Interest income	Gross capital gain	Concessional capital gain	Discounted capital gain	Capital gain other	Tax deferred
\$0.00	\$0.00	\$8.11	\$1.50	\$0.34	\$72.55

Goodman Logistics (HK) Limited Dividend

Class description	Dividend rate cents per CDI	Number of securities	Amount
CDI	5.00 cents	825	\$41.25

Taxable components are indicative only with actual figures provided in the enclosed 2019 Annual Tax Statement.

For the purposes of subdivision 12H of Schedule 1 of the Taxation Administration Act 1953 (Cth), this distribution includes a 'fund payment' of \$3.35 in respect of the income year ended 30 June 2019. Further details on the 'fund payment' are available on www.goodman.com

Total gross payment (AUD):	\$123.75
Total tax withheld (AUD):	\$0.00
Total net payment (AUD):	\$123.75

Periodic Statement

The Goodman Group Periodic Statement is available at www.goodman.com/investor-centre

Note 1: You should retain this statement to assist you in preparing your tax return.

Note 2: If you require your payment to be re-issued, you may be charged an administration fee which will be deducted from your payment.

APC 61800/GMG

Your payment instruction

COMMONWEALTH BANK OF AUSTRALIA
 BSB: 065-008 Account number: XXXXXX11

Amount deposited
 (AUD)\$123.75

If payment cannot be made to the above instruction, a cheque will be forwarded to your registered address.



+ Goodman Group
 Goodman Limited ABN 69 000 123 071
 Goodman Funds Management Limited
 ABN 48 067 796 641; AFSL Number 223621
 As Responsible Entity for
 Goodman Industrial Trust ARSN 091 213 839
 Goodman Logistics (HK) Limited
 Company No. 1700359; ARBN 155 911 149
 A Hong Kong company with limited liability

Update your information:

Online:
www.computershare.com.au/easyupdate/gmg

By Mail:
 Computershare Investor Services Pty Limited
 GPO Box 2975 Melbourne
 Victoria 3001 Australia

007332 000 GMG
 MR ANTHONY KYM DREYER &
 MRS TANYA DREYER
 <DREYER SUPER FUND A/C>
 67 LAMBERT ROAD
 JOSLIN SA 5070

Enquiries:

(within Australia) 1300 723 040
 (international) 61 3 9415 4043

Holder no.: HIN WITHHELD
 ASX code: GMG
 TFN/ABN status: Quoted
 Record date: 31 December 2018
 Payment date: 26 February 2019
 Ref number: 812547

Goodman Group Payment Advice

For the half year ended 31 December 2018

Goodman Limited Dividend

Class description	Dividend rate cents per share	Number of securities	Unfranked amount	Franked amount	Franking credit
GL	N/A	725	N/A	N/A	N/A

Goodman Industrial Trust Distribution

Class description	Distribution rate cents per unit	Number of securities	Australian income	Foreign income other	Foreign income interest
GIT	15 cents	725	\$9.50	\$4.26	\$7.68

Interest income	Gross capital gain	Concessional capital gain	Discounted capital gain	Capital gain other	Tax deferred
\$3.51	\$0.00	\$22.55	\$6.47	\$0.81	\$53.97

Goodman Logistics (HK) Limited Dividend

Class description	Dividend rate cents per CDI	Number of securities	Amount
CDI	\$0.00	725	\$0.00

Taxable components are indicative only with actual figures provided in August 2019.

For the purposes of subdivision 12-H of Schedule 1 of the Taxation Administration Act 1953 (Cth), this distribution includes a 'fund payment' of \$23.25 in respect of the income year ending 30 June 2019. Further details on the 'fund payment' are available on www.goodman.com

Total gross payment (AUD):	\$108.75
Total tax withheld (AUD):	\$0.00
Total net payment (AUD):	\$108.75

Periodic Statement

The Goodman Group Periodic Statement is available at www.goodman.com/investor-centre

Note: You should retain this statement to assist you in preparing your tax return.

Your payment instruction

COMMONWEALTH BANK OF AUSTRALIA
 BSB: 065-008 Account number: XXXXXX11

Amount deposited
(AUD)\$108.75

If payment cannot be made to the above instruction, a cheque will be forwarded to your registered address.

22800/MyNORTH

2. Income details

The following is a summary of the income distributed/attributed by managed funds and dividends/interest received in relation to your investments for the financial year ended 30 June 2019.

Description	30 June 2019 (S)
Franked dividends	\$20.48 ✓
Unfranked dividends	\$152.99 ✓
Capital gains - discounted (NTARP)	\$7,063.70 ✓
Capital gains - discounted (TARP)	\$0.00
CGT concession amount	\$0.00
Capital gains - indexed (NTARP)	\$0.00
Capital gains - indexed (TARP)	\$0.00
Capital gains - other (NTARP)	\$746.73 ✓
Capital gains - other (TARP)	\$0.00
Other Australian income	\$832.95 ✓
Foreign income - passive	\$0.00
Foreign income - other	\$2,356.48 ✓
Conduit foreign income	\$0.00
Tax deferred income	\$0.00
Tax free income	\$0.00
Non assessable amount	\$7,170.96 ✓
NANE (Non assessable non exempt)	\$0.00
Interest income	\$701.72 ✓
Deductions relating to trust distributions	\$0.00
Total income	\$19,046.01
Less	
TFN/ABN amounts deducted	\$0.00
Total income received	\$19,046.01
Franking credits	\$13.87 ✓
Foreign tax credits - passive	\$0.00
Foreign tax credits - other	\$307.38 ✓
LIC attributable gains	\$0.00
AMIT cost base adjustment	\$1,868.22

\$14127.40
 gross up? x 2

3. Deductions

3a The following is a summary of deductible expenses paid by you

Description	30 June 2019 (\$)
Management charge	\$275.60
Client advice fee initial*	\$410.00
Total deductible expenses	\$685.60

A/C 27500/MYNORTH

3b The following is a summary of other deductible expenses relating to your investments

LIC capital gains information	30 June 2019 (\$)
Attributable part of dividend	\$0.00
LIC dividend deduction	\$0.00

* The deductibility of advice fees depends on your individual circumstances and whether the fees relate to initial up-front advice or ongoing advice.

4. Income distributions/attribution by investment

This section details the income distributions/attribution by investment for the year 1 July 2018 to 30 June 2019.

Franked dividends	Unfranked dividends	Capital gains discounted	CGT concession amount	Capital gains indexed	Capital gains other	Other Australian income	Foreign income other	Conduit foreign income	Tax deferred income	Tax free income	Non assessable amounts	NANE	Interest income	Total distributions /attribution	AMIT cost base adjustment	Franking credits	Foreign income tax offsets other	LIC attributable gains
(\$)	(\$)	(\$)	(\$)	(\$)	(\$)	(\$)	(\$)	(\$)	(\$)	(\$)	(\$)	(\$)	(\$)	(\$)	(\$)	(\$)	(\$)	(\$)
Cash Account																		
0.00	0.00	0.00	0.00	0.00	0.00	0.00	0.00	0.00	0.00	0.00	0.00	0.00	48.55	48.55	0.00	0.00	0.00	0.00
Arrowstreet Advantage Global Equity Fund																		
0.00	0.10	760.83	0.00	0.00	746.73	69.93	563.55	0.00	0.00	0.00	760.83	0.00	4.12	2,906.09	83.87	0.00	44.29	0.00
Experts' Choice Diversified Interest Income Fund																		
1.14	0.30	0.00	0.00	0.00	0.00	344.30	265.19	0.00	0.00	0.00	41.81	0.00	522.22	1,174.96	(42.33)	0.56	0.52	0.00
Experts' Choice International Shares Fund																		
3.02	0.29	2,719.39	0.00	0.00	0.00	339.23	639.85	0.00	0.00	0.00	2,719.39	0.00	0.00	6,421.17	666.26	0.00	58.67	0.00
Experts' Choice Property and Infrastructure Fund																		
13.02	150.26	3,583.48	0.00	0.00	0.00	0.00	51.44	0.00	0.00	0.00	3,583.48	0.00	0.00	7,381.68	1,266.89	11.29	94.02	0.00
Lazard Global Infrastructure Fund																		
3.30	2.04	0.00	0.00	0.00	0.00	7.59	627.97	0.00	0.00	0.00	0.00	0.00	27.37	668.27	0.00	2.02	72.50	0.00
Magellan Advantage Global Fund																		
0.00	0.00	0.00	0.00	0.00	0.00	71.90	61.58	0.00	0.00	0.00	30.73	0.00	15.13	179.34	(30.19)	0.00	37.30	0.00
PIMCO Advantage Diversified Fixed Interest Fund																		
0.00	0.00	0.00	0.00	0.00	0.00	0.00	146.90	0.00	0.00	0.00	0.00	0.00	84.33	231.23	12.38	0.00	0.08	0.00
Vanguard International Fixed Interest Index Fund (Hedged) (W)																		
0.00	0.00	0.00	0.00	0.00	0.00	0.00	0.00	0.00	0.00	0.00	34.72	0.00	0.00	34.72	(88.66)	0.00	0.00	0.00
Total Distributions																		
20.48	152.99	7,063.70	0.00	0.00	746.73	832.95	2,356.48	0.00	0.00	0.00	7,170.96	0.00	701.72	19,046.01	1,868.22	13.87	307.38	0.00

5. Income

The following is a list of the income received in relation to your investments for the financial year ended 30 June 2019.

Fund name	Date received	Distribution period	Amount
Cash Account	1 February 2019	1 January 2019 - 31 January 2019	\$2.10
	1 March 2019	1 February 2019 - 28 February 2019	\$10.84
	1 April 2019	1 March 2019 - 31 March 2019	\$12.13
	1 May 2019	1 April 2019 - 30 April 2019	\$11.70
	1 June 2019	1 May 2019 - 31 May 2019	\$11.78
Arrowstreet Advantage Global Equity Fund	8 July 2019	1 July 2018 - 30 June 2019	\$2,822.22
Experts' Choice Diversified Interest Income Fund	8 July 2019	1 January 2019 - 30 June 2019	\$1,175.47
Experts' Choice International Shares Fund	8 July 2019	1 January 2019 - 30 June 2019	\$5,754.92
Experts' Choice Property and Infrastructure Fund	8 July 2019	1 January 2019 - 30 June 2019	\$6,114.78
Lazard Global Infrastructure Fund	5 April 2019	1 January 2019 - 31 March 2019	\$115.18
	12 July 2019	1 April 2019 - 30 June 2019	\$553.09
Magellan Advantage Global Fund	8 July 2019	1 July 2018 - 30 June 2019	\$178.80
PIMCO Advantage Diversified Fixed Interest	8 July 2019	1 April 2019 - 30 June 2019	\$218.85
Vanguard International Fixed Interest Index Fund	5 April 2019	1 January 2019 - 31 March 2019	\$31.43
	8 July 2019	1 April 2019 - 30 June 2019	\$57.23

Total \$16875.36 ✓
A/c 61822 / MYNORTH

6. Realised capital gains/(losses)

This section details the realised capital gains/(losses) for the year 1 July 2018 to 30 June 2019.

Investment options	Date of purchase	Date of sale	Units sold	Purchase cost (\$)	Reduced cost base (\$)	Indexed cost base (\$)	Sale Proceeds (\$)	Realised gain/(loss) (\$)	Code*
Arrowstreet Advantage Global Equity Fund	06/06/2019	17/06/2019	1,804.52	1,938.77	1,938.77	1,938.77	1,984.39	45.62	3
Experts' Choice Diversified Interest Income Fund	22/07/2015	17/06/2019	2,161.21	1,874.98	1,874.98	1,874.98	1,997.26	122.28	1
Experts' Choice International Shares Fund	06/06/2011	17/06/2019	3,547.32	1,927.89	1,927.89	1,927.89	2,778.12	850.23	1
Experts' Choice Property and Infrastructure Fund	06/06/2011	17/06/2019	2,646.73	1,560.06	1,560.06	1,560.06	2,432.69	872.63	1
Lazard Global Infrastructure Fund	22/07/2015	17/06/2019	867.17	1,292.69	1,292.69	1,292.69	1,251.07	(41.62)	4
Magellan Advantage Global Fund	06/06/2019	17/06/2019	1,262.57	1,736.67	1,736.67	1,736.67	1,788.31	51.64	3
PIMCO Advantage Diversified Fixed Interest Fund	06/06/2019	17/06/2019	1,657.98	1,757.33	1,757.33	1,757.33	1,757.28	(0.05)	4
Vanguard International Fixed Interest Index Fund (Hedged) (W)	06/06/2011	17/06/2019	589.67	632.54	630.96	630.96	723.29	92.33	1
Total								1,993.06	

This consists of the following:

Capital gains - discounted**	1,937.47	1
Capital gains - indexed	0.00	2
Capital gains - other	97.26	3
Capital losses	(41.67)	4
Total***	<u>1,993.06</u>	

* The number listed in the column labelled 'Code' denotes the method that has been used to calculate your capital gains/(losses) as follows:

- 1 - Capital gains - discounted
- 2 - Capital gains - indexed
- 3 - Capital gains - other
- 4 - Capital losses

** These are your capital gains before any discount for which you may be eligible has been applied

*** This total relates to your direct investment transactions. For tax return purposes, any distributions of capital gains from your investments in trusts must also be taken into account.

Please note: In certain cases, where capital losses exceed non-discount gains from both trust distributions and realised gains on the sale of investments, this can have an impact on the selection of the most tax-effective method to use with respect to gains eligible for discount or indexation. If you believe this applies to you, we recommend that you consult your accountant/tax adviser to review the capital gains tax calculation.

7. Capital gains tax (CGT)

This section details the information required to complete the CGT schedule for the year 1 July 2018 to 30 June 2019.

Details	Capital gains - indexation method	Capital gains - discount method (\$)	Other capital gains (\$)	Total (\$)
Capital gains from CGT assets and CGT events*				
Shares and units (in unit trusts)	0.00	16,064.87	843.99	
Total	0.00	16,064.87	843.99	
Current year capital losses (CYCL) from CGT assets and CGT events - other than capital losses from collectables				
Shares and units (in unit trusts)				41.67
Total				41.67
Applying capital losses against current year capital gains				
Current year capital losses applied	0.00	0.00	41.67	41.67
Total	0.00	0.00	41.67	
Current year capital gains (CYGG) after applying capital losses				
Non-active assets	0.00	16,064.87	802.32	
Total	0.00	16,064.87	802.32	
Applying the CGT discount on capital gains**				
From non-active assets		5,354.42		
Calculating net capital gains				
Total - CGT discount and small business concession	0.00	10,710.45	802.32	11,512.77
Unapplied net capital losses (UNCL) carried forward to later income years				
UNCL from all other CGT assets and CGT events	0.00			

* The amounts reported above include capital gains from both the sale of direct investments and received as part of distributions from managed funds.

**CGT discount rate is 33.33%

For completion of your Capital Gains Tax (CGT) Schedule 2019, refer to the Australian Taxation Office's 2019 guide to Capital Gains Tax or your professional tax adviser.

8. Gains / losses on disposal of traditional securities

No gains/(losses) on disposal of traditional securities for the year 1 July 2018 to 30 June 2019.

238w / portfolio

Closed 11/2/19

PORTFOLIOCARE eWRAP - INVESTMENT ACCOUNT
 STATEMENT OF ANNUAL TAXATION SUMMARY
 FOR YEAR ENDED 30 JUNE 2019
 ENTITY TYPE: SUPERANNUATION FUND

Income Components	Income Received	Gains/Losses on Sales	Adjustment or Tax Credits	Taxable	Tax Return Label
Australian Sourced Income					
Interest	8 ✓			8	11-C
Dividends from Shares					
- Unfranked Dividends	0			0	11-J
- Franked Dividends	0			0	11-K
- Franking Credits			0	0	11-L
Trust Distributions	139 ✓			139	11-M
- Franking Credits			0 13-E1		
Capital Gains ***					
Indexed Method	0	0		0	
Other Method	0	0		0	
Discount Method (After Discount)	58	0	19	77	
Capital Gains Concession	39 ✓	0	-39	0	
				<u>77</u>	11-A**
Capital Losses		0		0	Refer to Guide
Foreign Sourced Income *					
Gross Foreign Income	108 ✓		8 ✓	116	11-D1
- Expenses Related to Foreign Income*	73			-73	
Net Foreign Income				<u>43</u>	11-D
Non Assessable Income					
Tax Exempt	226 ✓		-226 ✓	0	
Tax Free	0		0	0	
Tax Deferred/Return of Capital	0		0	0	
Non Assessable Non Exempt	0		0	0	
Other Deductions *					
	-93			-93	12
Net Amount	<u>412</u> ✓				
Other Credits and Tax Offsets					
Share of Foreign Credits			0		H2
Trustee Tax Paid			0		H2
Foreign Res CGT Withholding			0		H8
Early Stage Investor Offset			0		D3
ESVCLP Tax Offset			0		D1

116 / gross up

197.166 ✓



* Please note that the expenses include GST expense recovery fees or they are GST inclusive.
 ** The amount shown has not taken into account any capital losses you may have incurred. If you have incurred capital losses, which are detailed within this report (see Capital Losses in your Annual Taxation Summary), you may wish to refer to the Guide to Your 2019 Tax Report to calculate the net capital gains amount. If you have capital losses from other investments not detailed within this report, you may wish to seek professional advice.
 *** Where available, the choice between the Discount Method and Non Discount Method has already been made to minimise capital gains and the results are as shown. The CGT discount rate has been adjusted based on the Entity Type shown on this statement.
 Please retain this statement for income tax purposes.

This Tax Report is to be read in conjunction with the Tax Report Guide which you can find on www.investoronline.info

**SUPPORTING SCHEDULES TO THE STATEMENT OF ANNUAL TAXATION SUMMARY
FOR THE YEAR ENDED 30 JUNE 2019**

The following information regarding your investments is for reference only. Please be advised that the amounts have been included in the Annual Taxation Statement on Page 1, at the Questions indicated below.

	AMOUNT \$	TOTAL \$
Interest (Label 11-C)		
Cash Account Interest	8	8
<hr/>		
Management and Other Expenses (charged to CASH Account)		
- Related to Trust Distribution (Label 12-I1)	87	
- Related to Foreign Source Income (Label 11-D)	73	
- Related to Interest Income (Label 12-I1)	5	
- Related to Dividend Income (Label 12-I1)	0	
		166

ADDITIONAL INFORMATION

Capital Gains – Australian/Foreign

The allocation of Trust Distribution Capital Gains between Taxable Australian Property and Non Taxable Australian Property is as follows:

Taxable Australian Property		
- Indexed Method	0	
- Other Method	0	
- Discount Method	0	
Non Taxable Australian Property		
- Indexed Method	0	
- Other Method	0	
- Discount Method	58	

Non Assessable Income

Tax Exempt, Tax Free, Tax Deferred, Capital Gains Concessions and Non Assessable Non Exempt are non-assessable for taxation purposes. These components may reduce the cost base and/or reduced cost base for capital gains tax purposes and have already been taken into consideration when working out your capital gains tax calculations.

Franking credits may be denied when paid where an interest in shares is held for less than 45 days. Refer to the Tax Report Guide for more information.

TRUST DISTRIBUTIONS SCHEDULE

TRUST DISTRIBUTIONS FOR THE TAX YEAR ENDED 30 JUNE 2019

This schedule is for your reference only and does not need to be submitted with your tax return.

Australian Income

Investment Code	Franked	Unfranked	Unfranked - CFI	Interest	Other income	Franking Credits	Total Australian Income
Managed Investments							
Vang Int'l FI Idx-H	0	0	0	0	0	0	0
Exp Ch Div Int Inc	0	0	0	78	51	0	130
Exp Ch Int'l Share	0	0	0	0	2	0	2
Exp Ch Prop & Infrst	0	1	0	0	0	0	1
Lazard Gb List Infst	0	0	0	2	0	0	4
Grand Total*	0	1	0	81	55	0	139

* May not reconcile with sum of column above as only whole dollars are shown.

Capital Gains

Investment Code	Discounted TAP	Discounted NTAP	Concession Amount	Indexation Method TAP	Indexation Method NTAP	Other Method TAP	Other Method NTAP	Total Distributed Capital Gains	Net Capital Gain
Managed Investments									
Vang Int'l FI Idx-H	0	0	0	0	0	0	0	0	0
Exp Ch Div Int Inc	0	0	0	0	0	0	0	0	0
Exp Ch Int'l Share	0	20	15	0	0	0	0	35	20
Exp Ch Prop & Infrst	0	37	24	0	0	0	0	62	37
Lazard Gb List Infst	0	0	0	0	0	0	0	0	0
Grand Total*	0	58	39	0	0	0	0	98	58

* May not reconcile with sum of column above as only whole dollars are shown.



Foreign Income

Investment Code	Foreign Income	Foreign Income Tax Offset	Australian Franking Credits from a New Zealand Company**
Managed Investments			
Vang Int'l FI Idx-H	0	0	0
Exp Ch Div Int Inc	39	0	0
Exp Ch Int'l Share	4	0	0
Exp Ch Prop & Infrst	0	1	0
Lazard Gb List Infst	62	7	0
Grand Total*	108	8	0

* May not reconcile with sum of column above as only whole dollars are shown.

** This is the amount of Australian franking credits attached to New Zealand dividends to which the Trans-Tasman Imputation rules apply.

Non Assessable Income/Cost Base Adjustments

Investment Code	Non-Assessable Income				Attribution Managed Investment Trust Cost Base Adjustment	
	Tax Exempt Income	Tax Free Income	Tax Deferred/Return of Capital	Non Assessable Non Exempt	Net Cost Base Increase	Net Cost Base Reduction
Managed Investments						
Vang Int'l FI Idx-H	219	0	0	0	0	219
Exp Ch Div Int Inc	6	0	0	0	0	6
Exp Ch Int'l Share	0	0	0	0	5	0
Exp Ch Prop & Infrst	0	0	0	0	13	0

Investment Code	Non-Assessable Income				Attribution Managed Investment Trust Cost Base Adjustment	
	Tax Exempt Income	Tax Free Income	Tax Deferred/Return of Capital	Non Assessable Non Exempt	Net Cost Base Increase	Net Cost Base Reduction
Managed Investments						
Lazard Gb List Inst	0	0	0	0	0	0
Grand Total*	226	0	0	0	18	226

* May not reconcile with sum of column above as only whole dollars are shown.





Vanguard®

ABN 72 072 881 086. AFS License 227263.

Vanguard® MSCI Index International Shares ETF

Contact Us:



Online:
www.au.computershare.com/Investor/Contact



By Mail:
Computershare Investor Services Pty Limited
GPO Box 2975 Melbourne
Victoria 3001 Australia

23800/VGS

038145 047 VGS



MR ANTHONY KYM DREYER &
MRS TANYA DREYER
<DREYER SUPER FUND A/C>
67 LAMBERT ROAD
JOSLIN SA 5070

Enquiries:

(within Australia) 1300 757 905
(international) +61 3 9415 4813

Holder Identification Number (HIN)

HIN WITHHELD

ATTRIBUTION MANAGED INVESTMENT TRUST MEMBER ANNUAL TAX STATEMENT FOR YEAR ENDED 30 JUNE 2019

The following tax return items are valid for Australian resident individual unitholders only.

PART A - SUMMARY OF 2019 TAX RETURN (SUPPLEMENTARY SECTION) ITEMS

Item	Tax Return Label	Amount
Share of net income from trusts, less net capital gains, foreign income and franked distributions	13U	\$4.17
Other deductions relating to non-primary production income	13Y	\$0.00
Franked distributions from trusts	13C	\$0.00
Share of franking credits from franked dividends	13Q	\$0.00
Share of credit for TFN amounts withheld	13R	\$0.00
Share of credit for foreign resident withholding amounts	13A	\$0.00
Share of credit for tax paid by trustee	13S	\$0.00
Net capital gain	18A	\$26.21
Total current year capital gains	18H	\$52.42
Assessable foreign source income	20E	\$289.11
Australian franking credits from a New Zealand company	20F	\$0.00
Other net foreign source income	20M	\$289.11
Foreign income tax offset	20O	\$40.54


PART B - COMPONENTS OF ATTRIBUTION

Item	Cash Distribution	Tax Paid/Offsets	Attribution
Australian Income			
Unfranked distributions	\$0.00		\$0.00
Unfranked CFI distributions	\$0.00		\$0.00
Interest - subject to non resident WHT	\$0.12		\$0.13 ✓
Interest - not subject to non resident WHT	\$0.00		\$0.00 ✓
Other income	\$3.19		\$4.04 ✓
Non primary production income	\$3.31		\$4.17
Franked distributions	\$0.00	\$0.00	\$0.00
Capital Gains			
Discounted capital gains TAP	\$0.00		\$0.00
Discounted capital gains NTAP	\$26.21		\$26.21
Capital gains - other method TAP	\$0.00		\$0.00
Capital gains - other method NTAP	\$0.00		\$0.00
Net capital gain	\$26.21		\$26.21 ✓
AMIT CGT gross up amount			\$26.21 ✓
Other capital gains distribution	\$26.21		\$26.21 ✓
Total current year capital gains	\$52.42		\$52.42 ✓
Foreign Income			
Assessable foreign source income	\$285.63	\$40.54 ✓	\$289.11 ✓
Other Non-assessable Amounts			
Non-assessable non-exempt amount	\$0.00		\$0.00
Net exempt income	\$0.00		\$0.00
Other non-attributable amounts	\$9.27		\$9.27
Gross Amount	\$300.63		\$345.70
AMIT cost base net amount - excess (Reduce cost base)			\$0.00
AMIT cost base net amount - shortfall (Increase cost base)			\$4.53 ✓
Less TFN amounts withheld	\$0.00		\$0.00
Less non-resident withholding tax			\$0.00
- Interest / dividend amounts withheld	\$0.00		\$0.00
- Fund payment amounts withheld	\$0.00		\$0.00
Less other expenses	\$0.00		\$0.00
Net Cash Distribution	\$300.63		

248.54 ✓

If you are a complying Superannuation Fund, your net capital gain is \$34.95 ✓
If you are a company or a non complying Superannuation Fund, your net capital gain is \$52.42

PLEASE RETAIN THIS STATEMENT FOR INCOME TAX PURPOSES



Vanguard®

ABN 72 072 881 086. AFS License 227263.

Vanguard® MSCI Index International Shares ETF

Computershare

All correspondence to:
Computershare Investor Services Pty Limited
GPO Box 2975 Melbourne
Victoria 3001 Australia
Enquiries (within Australia) 1300 757 905
(outside Australia) 61 3 9415 4813
Facsimile 61 2 8235 8209
www.investorcentre.com/au/contact
www.computershare.com

028421 047 VGS



MR ANTHONY KYM DREYER &
MRS TANYA DREYER
<DREYER SUPER FUND A/C>
67 LAMBERT ROAD
JOSLIN SA 5070

Holder Identification Number (HIN)

HIN WITHHELD

ASX Code VGS
TFN/ABN Status Quoted
Record Date 2 July 2019
Payment Date 16 July 2019

Vanguard MSCI Index International Shares ETF
Distribution Payment for the Period Ending 30 June 2019

Direct Credit Advice

Class Description	Rate Per Security	Securities Held	Gross Amount
ETF	\$0.72967899	412	\$300.63

Withholding tax: \$0.00

NET PAYMENT: \$300.63

↓
Gldoo/VGS.

Note: You should retain this statement to assist you in preparing your tax return.
Please keep this in a safe place as a charge may be levied for a replacement.

For additional information regarding the distribution, including estimated tax components and Fund Payment information, please visit the Announcements section of the Vanguard Investments Australia web page www.vanguard.com.au/etf

Your Payment Instruction

Bank: COMMONWEALTH BANK OF AUSTRALIA
BSB: 065-008
ACC: XXXXXX11

Amount Deposited
\$300.63

If payment cannot be made to the above instruction, a direct credit form will be forwarded to your registered address and your dividend entitlement shown above will be held as a non-interest bearing deposit until your new direct credit instructions are received.

23900

Dreyer Superannuation Fund
Dividend Reconciliation Report
 For The Period 01 July 2018 - 30 June 2019

Date	Net Payment Received	Australian Income			Foreign Income			Withheld		
		Unfranked	Franked	Franking Credits	Foreign Income	Foreign Credits	NZ Credits	TFN Withheld	Non-Resident	LIC Deduction
Shares in Listed Companies (Australian)										
AGL.AX AGL Energy Limited.										
21/09/2018	88.20	17.64	70.56	30.24						
22/03/2019	77.00	15.40	61.60	26.40						
	165.20	33.04	132.16	56.64						
AMC.AX Amcor Limited										
16/10/2018	87.18	87.18	0.00	0.00						
01/04/2019	79.51	79.51	0.00	0.00						
13/05/2019	44.86	44.86	0.00	0.00						
	211.55	211.55	0.00	0.00						
AMP.AX AMP Limited										
28/09/2018	37.60	18.80	18.80	8.06						
28/03/2019	15.04	1.50	13.54	5.80						
	52.64	20.30	32.34	13.86						
ANZ.AX Australia And New Zealand Banking Group Limited										
03/07/2018	134.40	0.00	134.40	57.60						
18/12/2018	134.40	0.00	134.40	57.60						

Dreyer Superannuation Fund
Dividend Reconciliation Report
 For The Period 01 July 2018 - 30 June 2019

Date	Net Payment Received	Australian Income			Foreign Income			Withheld		
		Unfranked	Franked	Franking Credits	Foreign Income	Foreign Credits	NZ Credits	TFN Withheld	Non-Resident	LIC Deduction
	268.80	0.00	268.80	115.20						
AWC.AX Alumina Limited										
20/09/2018	251.28	0.00	251.28	107.69						
14/03/2019	420.61	0.00	420.61	180.26						
	671.89	0.00	671.89	287.95						
AZJ.AX Aurizon Holdings Limited										
24/09/2018	116.20	46.48	69.72	29.88						
25/03/2019	101.12	30.34	70.78	30.33						
	217.32	76.82	140.50	60.21						
BHP.AX BHP Group Limited										
25/09/2018	217.82	0.00	217.82	93.35						
24/12/2018	6,705.96	0.00	6,705.96	2,873.98						
26/03/2019	140.55	0.00	140.55	60.24						
	7,064.33	0.00	7,064.33	3,027.57						
BXB.AX Brambles Limited										
11/10/2018	62.79	43.95	18.84	8.07						
11/04/2019	62.79	21.98	40.81	17.49						

Dreyer Superannuation Fund
Dividend Reconciliation Report
For The Period 01 July 2018 - 30 June 2019

Date	Net Payment Received	Australian Income			Foreign Income			Withheld		
		Unfranked	Franked	Franking Credits	Foreign Income	Foreign Credits	NZ Credits	TFN Withheld	Non-Resident	LIC Deduction
	125.58	65.93	59.65	25.56						
CYB.AX Cybg Plc										
15/02/2019	52.88	52.88	0.00	0.00						
	52.88	52.88	0.00	0.00						
DLX.AX Dukuxgroup Limited										
12/12/2018	128.66	0.00	128.66	55.14						
28/06/2019	395.17	0.00	395.17	169.36						
	523.83	0.00	523.83	224.50						
IAG.AX Insurance Australia Group Limited										
27/09/2018	252.20	0.00	252.20	108.09						
26/11/2018	69.36	0.00	69.36	29.73						
20/03/2019	106.20	0.00	106.20	45.51						
	427.76	0.00	427.76	183.33						
IFL.AX Iloof Holdings Limited										
04/09/2018	138.51	0.00	138.51	59.36						
	138.51	0.00	138.51	59.36						
JHG.AX Janus Henderson Group Plc										

Dreyer Superannuation Fund
Dividend Reconciliation Report
For The Period 01 July 2018 - 30 June 2019

Date	Net Payment Received	Australian Income			Foreign Income			Withheld		
		Unfranked	Franked	Franking Credits	Foreign Income	Foreign Credits	NZ Credits	TFN Withheld	Non-Resident	LIC Deduction
30/11/2018	58.20	58.20								
28/02/2019	59.67	59.67								
29/05/2019	60.56	60.56								
	178.43	178.43								
JHX.AX James Hardie Industries Plc										
03/08/2018	72.72				72.72	18.18				
22/02/2019	25.74				25.74	6.43				
	98.46				98.46	24.61				
ORG.AX Origin Energy Limited										
29/03/2019	61.50	0.00	61.50	26.36						
	61.50	0.00	61.50	26.36						
QBE.AX QBE Insurance Group Limited										
05/10/2018	93.94	65.76	28.18	12.08						
18/04/2019	119.56	47.82	71.74	30.75						
	213.50	113.58	99.92	42.83						
REG.AX Regis Healthcare Limited										
28/09/2018	101.90	0.00	101.90	43.67						

Dreyer Superannuation Fund
Dividend Reconciliation Report
For The Period 01 July 2018 - 30 June 2019

Date	Net Payment Received	Australian Income			Foreign Income			Withheld		
		Unfranked	Franked	Franking Credits	Foreign Income	Foreign Credits	NZ Credits	TFN Withheld	Non-Resident	LIC Deduction
11/04/2019	95.65	0.00	95.65	40.99						
	197.55	0.00	197.55	84.66						
RIO.AX RIO Tinto Limited										
18/04/2019	247.62	0.00	247.62	106.12						
	247.62	0.00	247.62	106.12						
WBC.AX Westpac Banking Corporation										
05/07/2018	223.72	0.00	223.72	95.88						
20/12/2018	155.10	0.00	155.10	66.47						
24/06/2019	155.10	0.00	155.10	66.47						
	533.92	0.00	533.92	228.82						
WES.AX Wesfarmers Limited										
27/09/2018	151.20	0.00	151.20	64.80						
10/04/2019	252.00	0.00	252.00	108.00						
	403.20	0.00	403.20	172.80						
WPL.AX Woodside Petroleum Limited										
20/09/2018	152.88	0.00	152.88	65.52						
20/03/2019	266.82	0.00	266.82	114.35						

Dreyer Superannuation Fund
Dividend Reconciliation Report
For The Period 01 July 2018 - 30 June 2019

Date	Net Payment Received	Australian Income			Foreign Income			Withheld		
		Unfranked	Franked	Franking Credits	Foreign Income	Foreign Credits	NZ Credits	TFN Withheld	Non-Resident	LIC Deduction
	419.70	0.00	419.70	179.87						
	12,274.17	752.53	11,423.18	4,895.64	98.46	24.61				
Shares In Listed Companies (Overseas)										
RMD.AX Resmed Inc										
20/09/2018	16.54				16.54	2.92				
13/12/2018	16.55				16.55	2.92				
14/03/2019	13.92				13.92	5.97				
13/06/2019	14.15				14.15	6.07				
	61.16				61.16	17.88				
	61.16				61.16	17.88				

Dreyer Superannuation Fund

Dividend Reconciliation Report

For The Period 01 July 2018 - 30 June 2019

Date	Net Payment Received	Australian Income			Foreign Income		Withheld			
		Unfranked	Franked	Franking Credits	Foreign Income	Foreign Credits	NZ Credits	TFN Withheld	Non-Resident	LIC Deduction
TOTAL	12,335.33	752.53	11,423.18	4,895.64	159.62	42.49				

Tax Return Reconciliation

	Totals	Tax Return Label
Unfranked	752.53	J
Franked Dividends	11,423.18	K
Franking Credits	4,895.64	L

Payment Advice

23/00/AGL



AGL ENERGY LIMITED
ABN: 74 115 061 375

MR ANTHONY KYM DREYER & MRS TANYA DREYER <DREYER>
SUPER FUND A/C>
67 LAMBERT ROAD
JOSLIN SA
5070

All Registry communications to:
C/- Link Market Services Limited
Locked Bag A14, Sydney South, NSW, 1235
Telephone: 1800 824 513
ASX Code: AGL
Email: registrars@linkmarketservices.com.au
Website: www.linkmarketservices.com.au

DIVIDEND STATEMENT

Reference No.: X*****0572
Payment Date: 21 September 2018
Record Date: 23 August 2018

Security Description	Dividend Rate per Share	Participating Shares	Unfranked Amount	Franked Amount	Total Payment	Franking Credit
AGL - FULLY PAID ORDINARY SHARES	\$0.63	140	\$17.64	\$70.56	\$88.20	\$30.24

Less Withholding Tax

\$0.00

Net Amount

AUD 88.20

Represented By:

Direct Credit amount

AUD 88.20

BANKING INSTRUCTIONS

The amount of AUD 88.20 was deposited to the bank account detailed below:

COMMONWEALTH BANK OF AUSTRALIA

DREYER SUPER FUND
BSB: 065-008 ACC: *****3311

DIRECT CREDIT REFERENCE NO.: 1219049144

FRANKING INFORMATION

Franked Rate per Share	\$0.504
Franking Percentage	80%
Company Tax Rate	30%

AUSTRALIAN TAX INFORMATION (A\$)

Income Description	Amount
Conduit Foreign Income (CFI)	\$17.64
Nil CFI	\$0.00
Total unfranked Income	\$17.64

Withholding tax is not payable by non-residents on the Conduit Foreign Income portion of the unfranked dividend amount.
The total amount together with the franking credit (if any) should be disclosed as assessable income in your Australian tax return.

Note: You may require this statement for taxation purposes. All investors should seek independent advice relevant to their own particular circumstances.

Please ensure your details are current by viewing and updating via the online service centre.

Payment Advice



AGL ENERGY LIMITED
ABN: 74 115 061 375

**MR ANTHONY KYM DREYER & MRS TANYA DREYER <DREYER
SUPER FUND A/C>**
67 LAMBERT ROAD
JOSLIN SA
5070

All Registry communications to:
C/- Link Market Services Limited
Locked Bag A14, Sydney South, NSW, 1235
Telephone: 1800 824 513
ASX Code: AGL
Email: registrars@linkmarketservices.com.au
Website: www.linkmarketservices.com.au

DIVIDEND STATEMENT

Reference No.: X*****0572
Payment Date: 22 March 2019
Record Date: 21 February 2019

Security Description	Dividend Rate per Share	Participating Shares	Unfranked Amount	Franked Amount	Total Payment	Franking Credit
AGL - FULLY PAID ORDINARY SHARES	\$0.55	140	\$15.40	\$61.60	\$77.00	\$26.40

Less Withholding Tax

\$0.00

Net Amount

AUD 77.00

Represented By:

Direct Credit amount

AUD 77.00

BANKING INSTRUCTIONS

The amount of AUD 77.00 was deposited to the bank account detailed below:

COMMONWEALTH BANK OF AUSTRALIA

DREYER SUPER FUND
BSB: 065-008 ACC: *****3311

DIRECT CREDIT REFERENCE NO.: 1227058597

FRANKING INFORMATION

Franked Rate per Share	\$0.44
Franking Percentage	80%
Company Tax Rate	30%

AUSTRALIAN TAX INFORMATION (A\$)

Income Description	Amount
Conduit Foreign Income (CFI)	\$15.40
Nil CFI	\$0.00
Total unfranked Income	\$15.40

Withholding tax is not payable by non-residents on the Conduit Foreign Income portion of the unfranked dividend amount.
The total amount together with the franking credit (if any) should be disclosed as assessable income in your Australian tax return.

Note: You may require this statement for taxation purposes. All investors should seek independent advice relevant to their own particular circumstances.

Please ensure your details are current by viewing and updating via the online service centre.



239 → / AMC

Amcor Limited
ABN 62 000 017 372
All Registry communications to:
C/- Link Market Services Limited
Locked Bag A14
Sydney South, NSW 1235, Australia
Telephone: (+61)1300 302 458
ASX Code: AMC
Email: amcor@linkmarketservices.com.au
Website: www.linkmarketservices.com.au



MR ANTHONY KYM DREYER &
MRS TANYA DREYER
<DREYER SUPER FUND A/C>
67 LAMBERT ROAD
JOSLIN SA 5070

Dividend Statement

Key Details	
Payment date:	16 October 2018
Record date:	10 September 2018
SRN/HIN:	X*****0572
TFN/ABN:	Quoted

This payment represents a final dividend of 24.0 US cents per share (paid as 32.65 Australian cents @ A\$1.00 = US\$0.7350), payable on ordinary shares entitled to participate at the record date. This dividend is 100% unfranked.

NON RESIDENT INVESTORS: The unfranked portion of this dividend has been paid from conduit foreign income and is therefore exempt from withholding tax.

Description of shares	Dividend per share (A\$)	Participating holding	Unfranked amount	Franked amount	Total amount	Franking credit
Ordinary shares	32.65 cents	267	A\$87.18	A\$0.00	A\$87.18	A\$0.00
Net amount:					A\$87.18	

Did you know: You can update your details including your communications preference and banking details simply by visiting the Link Market Services website at www.linkmarketservices.com.au. Please see overleaf for online login instructions.

BANKING INSTRUCTIONS:

COMMONWEALTH BANK OF AUSTRALIA
BSB: 065-008 ACC: ****3311
Account Name: DREYER SUPER FUND
Payment Reference Number: 001221584850

Dividend Reinvestment Plan: Amcor operates a Dividend Reinvestment Plan. If you do not already participate in the plan and would like to do so for future dividends, please update your details on the Link Market Services website.
Important: Overseas residents may not be eligible to participate.

Taxation Statement: Individual investors should disclose the net amount together with the franking credit as assessable income in their tax return. Please retain this statement for taxation purposes as a charge may be levied for replacement.



Amcors Limited
ABN 62 000 017 372
All Registry communications to:
C/- Link Market Services Limited
Locked Bag A14
Sydney South, NSW 1235, Australia
Telephone: (+61)1300 302 458
ASX Code: AMC
Email: amcor@linkmarketservices.com.au
Website: www.linkmarketservices.com.au

Dividend Statement



047 025600

MR ANTHONY KYM DREYER &
MRS TANYA DREYER
<DREYER SUPER FUND A/C>
67 LAMBERT ROAD
JOSLIN SA 5070

Key Details

Payment date: 1 April 2019
Record date: 5 March 2019
SRN/HIN: X*****0572
TFN/ABN: Quoted

This payment represents an interim dividend of 21.5 US cents per share (paid as 29.78 Australian cents @ A\$1.00 = US\$0.7220), payable on ordinary shares entitled to participate at the record date. This dividend is 100% unfranked.

NON RESIDENT INVESTORS: The unfranked portion of this dividend has been paid from conduit foreign income and is therefore exempt from withholding tax.

Description of shares	Dividend per share (A\$)	Participating holding	Unfranked amount	Franked amount	Total amount	Franking credit
Ordinary Shares	29.78 cents	267	A\$79.51	A\$0.00	A\$79.51	A\$0.00
Net amount:					A\$79.51	

Did you know: You can update your details including your communications preference and banking details simply by visiting the Link Market Services website at www.linkmarketservices.com.au. Please see overleaf for online login instructions.

BANKING INSTRUCTIONS:

COMMONWEALTH BANK OF AUSTRALIA
BSB: 065-008 ACC: ****3311
Account Name: DREYER SUPER FUND
Payment Reference Number: 001227844264

Dividend Reinvestment Plan: Amcor operates a Dividend Reinvestment Plan. If you do not already participate in the plan and would like to do so for future dividends, please update your details on the Link Market Services website.

Important: Overseas residents may not be eligible to participate.

Taxation Statement: Individual investors should disclose the net amount together with the franking credit as assessable income in their tax return. Please retain this statement for taxation purposes as a charge may be levied for replacement.



Amcor Limited
ABN 62 000 017 372
All Registry communications to:
C/- Link Market Services Limited
Locked Bag A14
Sydney South, NSW 1235, Australia
Telephone: (+61)1300 302 458
ASX Code: AMC
Email: amcor@linkmarketservices.com.au
Website: www.linkmarketservices.com.au

Dividend Statement



047 030412

MR ANTHONY KYM DREYER &
MRS TANYA DREYER
<DREYER SUPER FUND A/C>
67 LAMBERT ROAD
JOSLIN SA 5070

Key Details

Payment date: 13 May 2019
Record date: 29 April 2019
SRN/HIN: X*****0572
TFN/ABN: Quoted

This payment represents a special dividend of 12 US cents per share (paid as 16.80 Australian cents @ A\$1.00 = US\$0.7132), payable on ordinary shares entitled to participate at the record date. This dividend is 100% unfranked.

NON RESIDENT INVESTORS: The unfranked portion of this dividend has been paid from conduit foreign income and is therefore exempt from withholding tax.

Description of shares	Dividend per share (A\$)	Participating holding	Unfranked amount	Franked amount	Total amount	Franking credit
Ordinary Shares	16.80 cents	267	A\$44.86 ✓	A\$0.00	A\$44.86	A\$0.00 ✓
Net amount:					A\$44.86	

Did you know: You can update your details including your communications preference and banking details simply by visiting the Link Market Services website at www.linkmarketservices.com.au. Please see overleaf for online login instructions.

BANKING INSTRUCTIONS:

COMMONWEALTH BANK OF AUSTRALIA
BSB: 065-008 ACC: ****3311
Account Name: DREYER SUPER FUND
Payment Reference Number: 001229048488

Taxation Statement: Individual investors should disclose the net amount together with the franking credit as assessable income in their tax return. Please retain this statement for taxation purposes as a charge may be levied for replacement.



23900/AMP

076838 000 AMP



MR ANTHONY KYM DREYER &
MRS TANYA DREYER
<DREYER FAMILY S/FUND A/C>
67 LAMBERT ROAD
JOSLIN SA 5070

Contact details

T Australia 1300 654 442
New Zealand 0800 448 062
Other countries +613 9415 4051
E amp.services@computershare.com.au
W amp.com.au/shares
AMP share registry
GPO Box 2980
Melbourne VIC 3001
Australia

Your shareholding

SHARE CLASS: Ordinary shares; HOLDER NUMBER: WITHHELD; TFN OR ABN: You have provided a TFN or ABN; RECORD DATE: 23 August 2018; PAYMENT DATE: 28 September 2018

AMP Limited shares
2018 interim dividend

Summary of dividend: 10.0 cents dividend rate, 376 shares held, gross dividend of A\$37.60, Australian tax deducted of A\$0.00, resulting in a dividend paid of A\$37.60. Credited to Commonwealth Bank of Australia.

Franking

Table with 4 columns: Franking Rate (30%), Franked Amount (A\$18.80), Unfranked Amount (A\$18.80), and Franking Credit (A\$8.06).

This dividend has been franked in Australia at a rate of 50% and the company tax rate used to determine the franking credit is 30%. The whole of the unfranked amount of this dividend has been declared to be conduit foreign income.

The next AMP dividend will be paid on 28/3/2019. For your dividend payment to be processed correctly, any changes to your shareholding must be recorded on the share register by 28/2/2019.

Your AMP shares are managed separately to your AMP products. When changing your details, please ensure you update your details for both your products and your shares.

Keep this statement for your tax records. AMP does not issue an end of year tax summary.



078966 000 AMP



MR ANTHONY KYM DREYER &
MRS TANYA DREYER
<DREYER FAMILY S/FUND A/C>
67 LAMBERT ROAD
JOSLIN SA 5070

Contact details

T Australia 1300 654 442
New Zealand 0800 448 062
Other countries +613 9415 4051
E amp.services@computershare.com.au
W amp.com.au/shares
AMP share registry
GPO Box 2980
Melbourne VIC 3001
Australia

Your shareholding

SHARE CLASS: Ordinary shares; HOLDER NUMBER: WITHHELD; TFN OR ABN: You have provided a TFN or ABN; RECORD DATE: 28 February 2019; PAYMENT DATE: 28 March 2019

AMP Limited shares
2018 final dividend

Dividend summary: 4 cents x 376 shares = A\$15.04 gross dividend, A\$0.00 tax deducted, A\$15.04 dividend paid. Credited to Commonwealth Bank of Australia BSB: XXX-XXX ACC: XXXX3311

Franking

Table with 4 columns: FRANKING RATE (30%), FRANKED AMOUNT (A\$13.54), UNFRANKED AMOUNT (A\$1.50), FRANKING CREDIT (A\$5.80)

This dividend has been franked in Australia at a rate of 90% and the company tax rate used to determine the franking credit is 30%. The whole of the unfranked amount of this dividend has been declared to be conduit foreign income.

The next AMP dividend will be paid on 20/9/2019. For your dividend payment to be processed correctly, any changes to your shareholding must be recorded on the share register by 22/8/2019.

Your AMP shares are managed separately to your AMP products. When changing your details, please ensure you update your details for both your products and your shares.

Keep this statement for your tax records. AMP does not issue an end of year tax summary.



239/ANZ

NEED ASSISTANCE?

shareholder.anz.com
anzshareregistry@computershare.com.au

Computershare Investor Services Pty Limited
GPO Box 2975 Melbourne
Victoria 3001 Australia

1800 113 399 (within Australia)
0800 174 007 (within New Zealand)
+61 3 9415 4010 (outside Australia)

206024 047 ANZ



MR ANTHONY KYM DREYER &
MRS TANYA DREYER
<DREYER SUPER FUND A/C>
67 LAMBERT ROAD
JOSLIN SA 5070

Holder Identification Number (HIN)

HIN WITHHELD

Share Class Ordinary
Record Date 15 May 2018
Payment Date 2 July 2018
Payment in Australian dollars

DIVIDEND ADVICE

The details of your Interim Dividend of A\$0.80 per share for the half year ended 31 March 2018 are set out below.

NUMBER OF SHARES	FRANKED AMOUNT	NET AMOUNT	FRANKING CREDIT	NZ IMPUTATION CREDIT
168	A\$134.40	A\$134.40	A\$57.60	NZ\$15.12

The dividend is 100% franked at the Australian company tax rate of 30%. A NZ Imputation Credit has been attached to the above dividend. For NZ taxpayers, your NZ gross income will include the aggregate of the Net Amount and the NZ Imputation Credit which should be included in your income tax return.

Shareholders should obtain their own professional advice on the tax implications of the dividend and retain this document to assist in tax return preparation.

PAYMENT INSTRUCTIONS



ANZ INTERNET TRADING NSW

BSB: XXX-XXX
Account number: XXXXXXXX51
Payment reference: 290029

NET AMOUNT:

A\$134.40

If payment cannot be made to the above account, you will be notified and your entitlement will be held pending receipt of updated direct credit instructions.



UPCOMING EVENTS

31 October 2018
Full Year Results announced



198689 047 ANZ



MR ANTHONY KYM DREYER &
MRS TANYA DREYER
<DREYER SUPER FUND A/C>
67 LAMBERT ROAD
JOSLIN SA 5070

NEED ASSISTANCE?

shareholder.anz.com
anzshareregistry@computershare.com.au

Computershare Investor Services Pty Limited
GPO Box 2975 Melbourne
Victoria 3001 Australia

1800 113 399 (within Australia)
0800 174 007 (within New Zealand)
+61 3 9415 4010 (outside Australia)

Holder Identification Number (HIN)

HIN WITHHELD

Share Class Ordinary
Record Date 13 November 2018
Payment Date 18 December 2018
Payment in Australian dollars

DIVIDEND ADVICE

The details of your Final Dividend of A\$0.80 per share for the year ended 30 September 2018 are set out below.

NUMBER OF SHARES	FRANKED AMOUNT	NET AMOUNT	FRANKING CREDIT	NZ IMPUTATION CREDIT
168	A\$134.40	A\$134.40	A\$57.60	NZ\$16.80

The dividend is 100% franked at the Australian company tax rate of 30%. A NZ Imputation Credit has been attached to the above dividend. For NZ taxpayers, your NZ gross income will include the aggregate of the Net Amount and the NZ Imputation Credit which should be included in your income tax return.

Shareholders should obtain their own professional advice on the tax implications of the dividend and retain this document to assist in tax return preparation.

PAYMENT INSTRUCTIONS

COMMONWEALTH BANK OF AUSTRALIA

BSB: XXX-XXX
Account number: XXXXXX11
Payment reference: 641489

PAYMENT AMOUNT: **A\$134.40**

If payment cannot be made to the above account, you will be notified and your entitlement will be held pending receipt of updated direct credit instructions.



To update your shareholder information in a fast, secure and environmentally friendly way visit anz.com/easyupdate.

23901/AWC

Update Your Details:



Online:
www.investorcentre.com/au/contact

Enquiries:



By Phone:
(within Australia) 1300 556 050
(outside Australia) +61 3 9415 4027



By Mail:
Computershare Investor Services Pty Limited
GPO Box 2975 Melbourne
Victoria 3001 Australia

020903 047 AWC



MR ANTHONY KYM DREYER &
MRS TANYA DREYER
<DREYER SUPER FUND A/C>
67 LAMBERT ROAD
JOSLIN SA 5070

Holder Identification Number (HIN)

HIN WITHHELD

ASX Code	AWC
TFN/ABN Status	Quoted
Record Date	29 August 2018
Payment Date	20 September 2018
Direct Credit Reference No.	835080

Notification of 2018 Interim Dividend - Paid 20 September 2018

Dear Shareholder,

We have pleasure in advising the payment of the 2018 Interim Dividend at the rate of 8.6 US cents (equivalent to 11.7094 Australian cents) per share has been forwarded for direct credit to the account detailed below. The dividend is paid on the number of shares registered in your name and entitled to participate as at the Record Date of 29 August 2018.

All amounts are in Australian dollars.

For income tax purposes this dividend is 100% franked at the rate of 30%.

Ensure your information is up to date. Simply visit www.investorcentre.com/au to update your banking instructions or personal details.

Stephen Foster
Company Secretary

Class Description	Number of Shares	Dividend per Share	Unfranked Amount	Franked Amount	Franking Credit
Ordinary Shares	2,146	11.7094 cents	A\$0.00	A\$251.28	A\$107.69 ✓
Net Payment					A\$251.28

Note: You should retain this statement to assist you in preparing your tax return.

Your Payment Instruction

COMMONWEALTH BANK OF AUSTRALIA
BSB: 065-008 Account number: XXXXXX11

Amount Deposited

A\$251.28

If payment cannot be made to the above instruction, a cheque will be forwarded to your registered address.

Update Your Details:

Online:
www.investorcentre.com/au/contact

Enquiries:

By Phone:
 (within Australia) 1300 556 050
 (outside Australia) +61 3 9415 4027

By Mail:
 Computershare Investor Services Pty Limited
 GPO Box 2975 Melbourne
 Victoria 3001 Australia

021573 047 AWC



MR ANTHONY KYM DREYER &
 MRS TANYA DREYER
 <DREYER SUPER FUND A/C>
 67 LAMBERT ROAD
 JOSLIN SA 5070

Holder Identification Number (HIN)

HIN WITHHELD

ASX Code AWC
 TFN/ABN Status Quoted
 Record Date 27 February 2019
 Payment Date 14 March 2019
 Direct Credit Reference No. 835773

Notification of 2018 Final Dividend - Paid 14 March 2019

Dear Shareholder,

We have pleasure in advising the payment of the 2018 Final Dividend at the rate of 14.1 US cents (equivalent to 19.5997 Australian cents) per share has been forwarded for direct credit to the account detailed below. The dividend is paid on the number of shares registered in your name and entitled to participate as at the Record Date of 27 February 2019.

All amounts are in Australian dollars.

For income tax purposes this dividend is 100% franked at the rate of 30%.

Ensure your information is up to date. Simply visit www.investorcentre.com/au to update your banking instructions or personal details.

Stephen Foster
 Company Secretary

Class Description	Number of Shares	Dividend per Share	Unfranked Amount	Franked Amount	Franking Credit
Ordinary Shares	2,146	19.5997 cents	A\$0.00	A\$420.61	A\$180.26 ✓
Net Payment					A\$420.61

Note: You should retain this statement to assist you in preparing your tax return.

Your Payment Instruction

COMMONWEALTH BANK OF AUSTRALIA

Amount Deposited

BSB: 065-008 Account number: XXXXXX11

A\$420.61

If payment cannot be made to the above instruction, a cheque will be forwarded to your registered address.



AURIZON

Aurizon Holdings Limited
ABN 14 146 335 622

025278 000 AZJ



MR ANTHONY KYM DREYER &
MRS TANYA DREYER
<DREYER SUPER FUND A/C>
67 LAMBERT ROAD
JOSLIN SA 5070

Update your information: 23900/AZJ

Online:
www.computershare.com.au/easyupdate/azj

By Mail:
Computershare Investor Services Pty Limited
GPO Box 2975 Melbourne
Victoria 3001 Australia

Enquiries:
(within Australia) 1800 776 476
(international) +61 3 9938 4376

Holder Identification Number (HIN)

HIN WITHHELD

ASX Code AZJ
TFN/ABN Status Quoted
Record Date 28 August 2018
Payment Date 24 September 2018
Direct Credit Reference No. 838095

2018 FINAL DIVIDEND

Dear Shareholder,

This payment represents a final dividend of 13.1 cents per share for the year ended 30 June 2018. This dividend is paid on the shares registered in your name and entitled to participate as at the Record Date of 28 August 2018. For Australian tax purposes, 7.86 cents of this dividend is franked at the corporate tax rate of 30%. The remaining 5.24 cents is unfranked with nil Conduit Foreign Income.

Please register at www.computershare.com.au/easyupdate/azj in order to update your TFN, bank account and other details online.

Class Description	Amount per Security	Number of Securities	Franked Amount	Unfranked Amount	Gross Payment
Ordinary Shares	13.1 cents	887	\$69.72	\$46.48	\$116.20
Net Payment					\$116.20
Franking Credit					\$29.88

Note: You should retain this statement to assist you in preparing your tax return.

Your Payment Instruction

COMMONWEALTH BANK OF AUSTRALIA
BSB: 065-008 Account number: XXXXXX11

Amount Deposited

AUD\$116.20



AURIZON[®]

Aurizon Holdings Limited
ABN 14 146 335 622

024695 000 AZJ



MR ANTHONY KYM DREYER &
MRS TANYA DREYER
<DREYER SUPER FUND A/C>
67 LAMBERT ROAD
JOSLIN SA 5070

Update your information:

Online:
www.computershare.com.au/easyupdate/azj

By Mail:
Computershare Investor Services Pty Limited
GPO Box 2975 Melbourne
Victoria 3001 Australia

Enquiries:
(within Australia) 1800 776 476
(international) +61 3 9938 4376

Holder Identification Number (HIN)

HIN WITHHELD

ASX Code AZJ
TFN/ABN Status Quoted
Record Date 26 February 2019
Payment Date 25 March 2019
Direct Credit Reference No. 837044

2019 INTERIM DIVIDEND

Dear Shareholder,

This payment represents an interim dividend of 11.4 cents per share for the half year ended 31 December 2018. This dividend is paid on the shares registered in your name and entitled to participate as at the Record Date of 26 February 2019. For Australian tax purposes, 7.98 cents of this dividend is franked at the corporate tax rate of 30%. The remaining 3.42 cents is unfranked with nil Conduit Foreign Income.

Please register at www.computershare.com.au/easyupdate/azj in order to update your TFN, bank account and other details online.

Class Description	Amount per Security	Number of Securities	Franked Amount	Unfranked Amount	Gross Payment
Ordinary Shares	11.4 cents	887	\$70.78 ✓	\$30.34 ✓	\$101.12
Net Payment					\$101.12
Franking Credit					\$30.33 ✓

Note: You should retain this statement to assist you in preparing your tax return.

Your Payment Instruction

COMMONWEALTH BANK OF AUSTRALIA
BSB: 065-008 Account number: XXXXXX11

Amount Deposited
AUD\$101.12



BHP Billiton Limited
 ABN 49 004 028 077

173751 000 BHP



MR ANTHONY KYM DREYER &
 MRS TANYA DREYER
 <DREYER SUPER FUND A/C>
 67 LAMBERT ROAD
 JOSLIN SA 5070

Update Your Details:

239 00/BHP



www.computershare.com.au/investor



(within Australia) 1300 656 780
 (outside Australia) +61 3 9415 4020



Computershare Investor Services Pty Limited
 GPO Box 2975 Melbourne
 Victoria 3001 Australia

Your Shareholding

SHARE CLASS	HOLDER NUMBER
Ordinary Shares	HIN WITHHELD
TFN/ABN STATUS	DIRECT CREDIT REF NO
Quoted	1127263
RECORD DATE	PAYMENT DATE
7 September 2018	25 September 2018

You must keep this document for your tax records.

BHP Billiton Limited Shares

377th Dividend Payment - Dividend Statement & Direct Credit Advice

The statement below represents your final dividend for the year ended 30 June 2018. This dividend is paid at the rate of 63 US cents (equivalent to 88.545327 Australian cents) per share on your holding of fully paid ordinary shares, registered in your name and entitled to participate as at the record date. This dividend has been franked in Australia at a rate of 100% and the company tax rate used to determine the franking credit is 30%. All amounts are in Australian dollars, except where indicated.

Margaret Taylor
 Group Company Secretary

Amount per Security	Number of Securities	Franked Amount	Unfranked Amount	Gross Payment
A88.545327 cents	246	A\$217.82	A\$0.00	A\$217.82
Net Payment				A\$217.82
Australian Franking Credit				A\$93.35

Your Payment Instruction

COMMONWEALTH BANK OF AUSTRALIA
 BSB: 065-008
 Account Number: XXXXXX11

Amount Deposited
A\$217.82

If payment cannot be made to the above instruction, you will be issued with a cheque in the same currency as the Amount Deposited.



BHP Group Limited
ABN 49 004 028 077

177565 000 BHP
MR ANTHONY KYM DREYER &
MRS TANYA DREYER
<DREYER SUPER FUND A/C>
67 LAMBERT ROAD
JOSLIN SA 5070

Update Your Details:

www.computershare.com.au/investor

(within Australia) 1300 656 780
(outside Australia) +61 3 9415 4020

Computershare Investor Services Pty Limited
GPO Box 2975 Melbourne
Victoria 3001 Australia

Your Shareholding

SHARE CLASS	HOLDER NUMBER
Ordinary Shares	HIN WITHHELD
TFN/ABN STATUS	DIRECT CREDIT REF NO
Quoted	1114312
RECORD DATE	PAYMENT DATE
8 March 2019	26 March 2019

You must keep this document for your tax records.

BHP Group Limited Shares

379th Dividend Payment - Dividend Statement & Direct Credit Advice

The statement below represents your interim dividend for the year ending 30 June 2019. This dividend is paid at the rate of 55 US cents (equivalent to 78.080636 Australian cents) per share on your holding of fully paid ordinary shares, registered in your name and entitled to participate as at the record date. This dividend has been franked in Australia at a rate of 100% and the company tax rate used to determine the franking credit is 30%. All amounts are in Australian dollars, except where indicated.

Caroline Cox
Group General Counsel and Company Secretary

Amount per Security	Number of Securities	Franked Amount	Unfranked Amount	Gross Payment
A78.080636 cents	180	A\$140.55	A\$0.00	A\$140.55
Net Payment				A\$140.55
Australian Franking Credit				A\$60.24

Your Payment Instruction

COMMONWEALTH BANK OF AUSTRALIA
BSB: 065-008
Account Number: XXXXXX11

Amount Deposited
A\$140.55

If payment cannot be made to the above instruction, you will be issued with a cheque in the same currency as the Amount Deposited.



BHP Group Limited
 ABN 49 004 028 077

Update Your Details:



www.computershare.com.au/investor



(within Australia) 1300 656 780
 (outside Australia) +61 3 9415 4020



Computershare Investor Services Pty Limited
 GPO Box 2975 Melbourne
 Victoria 3001 Australia

018259 000 BHP



MR ANTHONY KYM DREYER &
 MRS TANYA DREYER
 <DREYER SUPER FUND A/C>
 67 LAMBERT ROAD
 JOSLIN SA 5070

SHARE CLASS	HOLDER NUMBER
Ordinary Shares	HIN WITHHELD
PAYMENT DATE	DIRECT CREDIT REF NO.
24 December 2018	829900

BHP Group Limited off-market buy-back - Payment and dividend statement

As announced to the ASX on 17 December 2018, BHP Group Limited (formerly BHP Billiton Limited) (BHP) has successfully completed its off-market buy-back (Buy-Back) of BHP shares. The Buy-Back Price was A\$27.64 per Share, which represented a discount of 14 per cent to the Market Price (Buy-Back Discount).

As the total number of Shares successfully tendered was greater than the number of Shares BHP determined to buy back, your Tender may have been scaled back. Shareholders who tendered their Shares at a Tender Discount equal to or greater than the Buy-Back Discount, resulting in a price less than or equal to the Buy-Back Price (including Final Price Tenders) (subject to any Minimum Price condition) had the Priority Allocation of 165 Shares bought back in full before the 58.71 per cent scale back was applied. Further, shareholders who successfully tendered Shares but would have been left with 65 Shares or fewer after the scale back, had all of their Shares bought back in full. When calculating the number of Shares bought back after the scale back, all fractions were rounded down to the nearest Share.

You will receive a statement outlining the changes to your shareholding in early January 2019.

Capitalised terms in this statement have the same meaning as contained within the Buy-Back booklet.

No. of Shares bought back on 17/12/18	Capital Component (per Share) ¹	Dividend Component (per Share) ¹	Franked amount	Franking credit	Unfranked amount	Withholding tax amount	Payment amount
246	A\$0.38	A\$27.26	A\$6,705.96	A\$2,873.98	A\$0.00	A\$0.00	A\$6,705.96
							A\$93.48
Total payment							A\$6,799.44

Note: We recommend you keep this statement to assist in preparing your tax return.

1. For shareholders who successfully tendered their Shares, A\$27.26 of the Buy-Back Price is treated as a franked dividend for Australian taxation purposes. This franked dividend has a franking percentage of 100%. For Australian capital gains tax purposes, the Capital Proceeds are expected to be A\$4.92, being the A\$0.38 Capital Component plus A\$4.54, which is the amount by which the Tax Value exceeds the Buy-Back Price. It is expected that both the amount taken to be a Dividend Component and the amount of the Capital Proceeds will be confirmed by the ATO in its Class Ruling, which will be issued in 2019.

Your payment instruction

COMMONWEALTH BANK OF AUSTRALIA
 BSB: 065-008
 Account Number: XXXXXX11

Amount deposited
A\$6,799.44

240682_024RRJ

If payment cannot be made to the above instruction, you will be issued with a cheque in the same currency as the amount deposited.

Dividend Payments

Brambles Limited
MR ANTHONY KYM DREYER &
MRS TANYA DREYER
<DREYER SUPER FUND A/C>
67 LAMBERT ROAD
JOSLIN SA 5070

Security	Date	Method	No. of Securities	Dividend (\$)	Franking (\$)	Imputed Credit (\$)	Unfranked (\$)	Tax (\$)	Net Dividend (\$)	Exchange Rate	Cash Payment	Payment ID	Receipt Currency	Status
BXB - FULLY PAID ORDINARY SHARES	11-Apr-2019	EFT	433	62.79	40.81	✓ 17.49	✓ 21.98	✓ 0.00	62.79	1.0000	62.79	188813897	AUD	Initial
BXB - FULLY PAID ORDINARY SHARES	11-Oct-2018	EFT	433	62.79	18.84	✓ 8.07	✓ 43.95	0.00	62.79	1.0000	62.79	186736984	AUD	Initial



23900/CYB

059229 047 CYB



MR ANTHONY KYM DREYER &
MRS TANYA DREYER
<DREYER SUPER FUND A/C>
67 LAMBERT ROAD
JOSLIN SA 5070

Update your information:

Online:
www.computershare.com.au/easyupdate/CYB

By Mail:
Computershare Investor Services Pty Limited
GPO Box 2975 Melbourne
Victoria 3001 Australia

Enquiries:

(within Australia) 1800 764 308
(international) +61 3 9415 4142

Holder Identification Number (HIN)

HIN WITHHELD

ASX Code	CYB
TFN/ABN Status	Not Required
Record Date	18 January 2019
Payment Date	15 February 2019
Direct Credit Reference No.	915428

Final Dividend

Dear CDI holder,

The details below represent payment of the final dividend of GBP£0.031 per Chess Depositary Interest (CDI) for the year ended 30 September 2018, payable on 15 February 2019, on the undermentioned holding of CDIs registered in your name on 18 January 2019.

Please log into www.computershare.com.au/easyupdate/CYB in order to update your TFN, banking details, or other details online.

Class Description	Amount per CDI (GBP)	Number of CDIs	Gross Payment (GBP)
CYBG PLC CDIs	£0.031	950	£29.45
		Less non resident withholding tax	£0.00
		Net Payment (GBP£)	£29.45
		Net Payment (AUD\$)	\$52.88

The UK Pound Sterling conversion rate to Australian Dollar as at 11:00am (GMT) on 21 January 2019 was GBP£1.00 = AUD\$1.7957

Note: You should retain this statement to assist you in preparing your tax return.

Your Payment Instruction

COMMONWEALTH BANK OF AUSTRALIA
BSB: 065-008 Account number: XXXXXX11

Amount Deposited
AUD\$52.88



DuluxGroup Limited
 ABN 42 133 404 065

011239 000 DLX



MR ANTHONY KYM DREYER &
 MRS TANYA DREYER
 <DREYER SUPER FUND A/C>
 67 LAMBERT ROAD
 JOSLIN SA 5070

Update your information: 23/00/DLX

Online:
www.computershare.com.au/easyupdate/dlx

By Mail:
 Computershare Investor Services Pty Limited
 GPO Box 2975 Melbourne
 Victoria 3001 Australia

Enquiries:
 (within Australia) 1300 090 835
 (international) +61 3 9415 4183

Holder Identification Number (HIN)

HIN WITHHELD

ASX Code	DLX
TFN/ABN Status	Quoted
Record Date	26 November 2018
Payment Date	12 December 2018
Direct Credit Reference No.	822933

Final dividend for the year ended 30 September 2018

Dear Securityholder(s),

This payment represents a final dividend of 14 cents per share for the year ended 30 September 2018. This dividend is paid on the shares registered in your name and entitled to participate as at the record date of 26 November 2018. This payment is 100% franked at the corporate tax rate of 30%.

If you would like to update your TFN, bank account and other details online, please log on to www.computershare.com.au/easyupdate/dlx.

Class Description	Amount per Security	Number of Securities	Franked Amount	Unfranked Amount	Gross Payment
Ordinary Shares	14 cents	919	\$128.66	\$0.00	\$128.66
Net Payment					\$128.66
Franking Credit					\$55.14

Note: You should retain this statement to assist you in preparing your tax return.

Your Payment Instruction

COMMONWEALTH BANK OF AUSTRALIA
 BSB: 065-008 Account number: XXXXXX11

Amount Deposited
AUD\$128.66

If payment cannot be made to the above instruction, a cheque will be forwarded to your registered address.



Insurance Australia Group Limited

ABN 60 090 739 923 ASX Code: IAG

UPDATE YOUR INFORMATION:



Online:
www.investorcentre.com/iag
iag@computershare.com.au
www.iag.com.au



By Mail:
Computershare Investor Services Pty Limited
GPO Box 4709 Melbourne
Victoria 3001 Australia

ENQUIRIES:



(within Australia) 1300 360 688
(international) +61 3 9415 4210

114396 000 IAG D16DC



MR ANTHONY KYM DREYER &
MRS TANYA DREYER
<DREYER SUPER FUND A/C>
67 LAMBERT ROAD
JOSLIN SA 5070

Holder number: HIN WITHHELD
Record date: 22 August 2018
Payment date: 27 September 2018
TFN/ABN: Quoted
Share Price 22/08/18: \$7.57
Share Value 22/08/18: \$9,545.77

DIVIDEND STATEMENT

The details below relate to the final dividend of 20 cents per share for Insurance Australia Group Limited (IAG), for the period 1 January 2018 to 30 June 2018. This dividend is 100% franked at the Company tax rate of 30% and has been forwarded to the account detailed below.

Share Class	Shares Held 22/08/2018	Total Dividend per share	Unfranked Amount \$	Franked Amount \$	Gross Payment \$	Withholding Tax \$	Net Payment \$	Franking Credit \$
ORD	1,261	20 cents	0.00	252.20	252.20	0.00	252.20	108.09

PAYMENT INSTRUCTIONS

COMMONWEALTH BANK OF AUSTRALIA
BSB: 065-008
ACC: *****11

Capital management initiative

On 15 August 2018, IAG announced a proposed capital management initiative which is subject to shareholder approval at the 2018 Annual General Meeting to be held on 26 October 2018. The capital management initiative comprises a capital return and special dividend and will be accompanied by an equal and proportionate consolidation of ordinary shares.

Important dates

Wednesday, 7 November 2018 - You will be sent a holding statement in respect of the share consolidation.

Monday, 26 November 2018 - Direct credit payments will be made to the account recorded at the share registry and statements will be sent to you.

You will be subject to income tax on any dividends paid on your IAG shares. IAG is required to provide the ATO with the details of any dividends paid to you. Imputation credits attaching to these dividends should be available to reduce your income tax payable with any excess being refundable to you provided certain requirements are met. These comments are of a general nature and it is important that you seek your own independent taxation advice specific to your circumstances.

You should keep this statement to assist you in preparing your income tax return.



114471 000 IAG



MR ANTHONY KYM DREYER &
MRS TANYA DREYER
<DREYER SUPER FUND A/C>
67 LAMBERT ROAD
JOSLIN SA 5070

Insurance Australia Group Limited

ABN 60 090 739 923 ASX Code: IAG

UPDATE YOUR INFORMATION:



Online:
www.investorcentre.com/iag
iag@computershare.com.au
www.iag.com.au



By Mail:
Computershare Investor Services Pty Limited
GPO Box 4709 Melbourne
Victoria 3001 Australia

ENQUIRIES:



(within Australia) 1300 360 688
(international) +61 3 9415 4210

Holder number: HIN WITHHELD
Record date: 1 November 2018
Payment date: 26 November 2018
TFN/ABN: Quoted

SPECIAL DIVIDEND AND CAPITAL RETURN PAYMENT

At Insurance Australia Group Limited's (IAG) Annual General Meeting held on 26 October 2018, shareholders approved the capital management initiative.

This notice relates to the payment of the capital return and special dividend components of the capital management initiative. The equal and proportionate consolidation of ordinary shares that also forms part of the capital management initiative was completed on 5 November 2018 and was separately notified to shareholders.

You can access statements relating to the consolidation and the payment online at www.investorcentre.com/iag.

Payment Description	Number of Shares	Rate per Share \$	Franked Amount \$	Unfranked Amount \$	Payment Amount \$
Special dividend component	1,261	0.055	69.36 ✓	0.00	69.36 ✓
Capital return component	1,261	0.195			245.90 ✓
Total Payment					315.26
Franking Credit					29.73 ✓

Tax Information

A general summary of the Australian tax implications is available in the Explanatory Notes of the Notice of Meeting and online at www.iag.com.au/capital-management-initiative. You should consult with your professional tax adviser regarding the taxation implications of your particular circumstances.

A Class Ruling is expected to be issued by the Australian Taxation Office. The ruling will be made available at www.iag.com.au/2018-capital-management-initiative

PAYMENT INSTRUCTIONS

The payment has been deposited into the account shown below:

COMMONWEALTH BANK OF AUSTRALIA
BSB: 065-008
Account Number: XXXXXX11

If your payment has been made to an account that is not current, please supply new account details online at www.investorcentre.com/iag or by phoning the IAG Information line on 1300 360 688 (in Australia) or +61 3 6415 4210 on weekdays between 8:30am and 5:00pm Sydney time. Your payment will be made to you within two weeks of receiving your updated instructions.

You should keep this statement to assist you in preparing your income tax return.

**Insurance Australia Group Limited**

ABN 60 090 739 923 ASX Code: IAG

UPDATE YOUR INFORMATION:

**Online:**www.investorcentre.com/iag
iag@computershare.com.au
www.iag.com.au**By Mail:**Computershare Investor Services Pty Limited
GPO Box 4709 Melbourne
Victoria 3001 Australia

ENQUIRIES:

(within Australia) 1300 360 688
(international) +61 3 9415 4210

111586 000 IAG D16DC

MR ANTHONY KYM DREYER &
MRS TANYA DREYER
<DREYER SUPER FUND A/C>
67 LAMBERT ROAD
JOSLIN SA 5070Holder number: HIN WITHHELD
Record date: 13 February 2019
Payment date: 20 March 2019
TFN/ABN: Quoted
Share Price 13/02/19: \$7.52
Share Value 13/02/19: \$6,655.20**DIVIDEND STATEMENT**

The details below relate to the interim dividend of 12 cents per share for Insurance Australia Group Limited (IAG), for the period 1 July 2018 to 31 December 2018. This dividend is 100% franked at the Company tax rate of 30% and has been forwarded to the account detailed below.

Share Class	Shares Held 13/02/2019	Total Dividend per share	Unfranked Amount \$	Franked Amount \$	Gross Payment \$	Withholding Tax \$	Net Payment \$	Franking Credit \$
ORD	885	12 cents	0.00	106.20	106.20	0.00	106.20	45.51

Key figures for the half year ended 31 December 2018**\$5,881m**

Gross written premium (\$M)

13.7%

Reported insurance margin (%)

\$500m

Net profit after tax (\$M)

HY19	5,881
HY18	5,649

HY19	13.7
HY18	17.9

HY19	500
HY18	551

For information about what contributed to these results, see the numbers on the reverse of this page.

Detailed information about our results is available in the Reports & Results area of our website (www.iag.com.au).

PAYMENT INSTRUCTIONS

COMMONWEALTH BANK OF AUSTRALIA

BSB: 065-008

ACC: *****11

You will be subject to income tax on any dividends paid on your IAG shares. IAG is required to provide the ATO with the details of any dividends paid to you. Imputation credits attaching to these dividends should be available to reduce your income tax payable with any excess being refundable to you provided certain requirements are met. These comments are of a general nature and it is important that you seek your own independent taxation advice specific to your circumstances.

You should keep this statement to assist you in preparing your income tax return.



IOOF Holdings Limited
 ABN 49 100 103 722

23900/IFL

All correspondence and enquiries to:

BoardRoom
 Smart Business Solutions

Boardroom Pty Limited
 ABN 14 003 209 836
 GPO Box 3993
 Sydney NSW 2001

Tel: 1300 552 203 (within Australia)
 Tel: +61 2 8016 2893 (outside Australia)
 Fax: +61 2 9279 0664
www.boardroomlimited.com.au
IOOF@boardroomlimited.com.au

MR ANTHONY KYM DREYER &
 MRS TANYA DREYER
 <DREYER SUPER FUND A/C>
 67 LAMBERT ROAD
 JOSLIN SA 5070

Reference Number: S00031194814
TFN/ABN Status: Quoted
Subregister: CHESS
Record Date: 21/08/2018
Payment Date: 04/09/2018

2018 Final Dividend

Dear Shareholder

IOOF Holdings Limited has paid a final dividend for the period ended 30 June 2018 of 27 cents per ordinary share. This dividend was paid on the number of shares registered in your name and entitled to participate as at the record date 21 August 2018. This payment is 100% franked at the corporate tax rate of 30%.

Security Class: Fully Paid Ordinary Shares

ASX Code:

IFL

Number of Shares held at Record Date	Dividend amount per Share	Gross Dividend Payment (AUD)	Withholding Tax ¹ (AUD)	Net Payment (AUD)	Franked Amount (AUD)	Unfranked Amount (AUD)	Franking Credit (AUD)
513	27 cents	\$138.51	Nil	\$138.51	\$138.51	Nil	\$59.36

1. Withholding tax is deducted from unfranked dividends if your TFN, ABN or Exemption Code has not been recorded or if non-resident withholding tax applies.

To update your TFN, bank account and other details please visit www.investorserve.com.au. Alternatively, please contact Boardroom Pty Limited on 1300 552 203 (or +61 2 8016 2893 if outside Australia) or email IOOF@boardroomlimited.com.au

Direct Credit Payment Confirmation

Your total net dividend payment has been paid in accordance with your instructions as shown below:

Bank Domicile: AUS
Bank Code: 065-008
Account Number: 10143311
Exchange Rate: N/A
Receipt Currency: AUD

Amount Deposited
\$138.51

Please check the above details are correct and that payment has been credited to your account.

Please retain this statement for taxation purposes



James Hardie

James Hardie Industries plc
 ARBN 097 829 895
 Incorporated in Ireland. The liability of members is limited
 Registration Number: 485719
 Registered Office: Second Floor, Europa House,
 Harcourt Centre, Harcourt Street, Dublin 2, Ireland

Update your information:

23900/JHX

Online:
www.computershare.com.au/easyupdate/jhx

By Mail:
 Computershare Investor Services Pty Limited
 GPO Box 2975 Melbourne
 Victoria 3001 Australia

Enquiries:

(within Australia) 1300 855 080
 (international) 61 3 9415 4000

Holder Identification Number (HIN)

HIN WITHHELD

ASX Code JHX
 Record Date 7 June 2018
 Payment Date 3 August 2018
 Direct Credit Reference No. 809190

005809 047 JHX



MR ANTHONY KYM DREYER &
 MRS TANYA DREYER
 <DREYER SUPER FUND A/C>
 67 LAMBERT ROAD
 JOSLIN SA 5070

FY2018 Second Half Ordinary Dividend

This payment represents a FY2018 second half ordinary dividend of 30 US cents (equivalent to 39.1800 Australian cents) per CUFS. All amounts are in Australian dollars, except where indicated.

Dividend per CUFS	Number of CUFS	Gross Dividend	Irish Withholding Tax Deducted	Net Payment Amount
A\$0.391800	232	A\$90.90	A\$18.18 ✓	A\$72.72 ✓

Irish Withholding Tax

This statement should be retained as it will be accepted by the Irish Revenue Commissioners as evidence of Irish Withholding Tax deducted in respect of which you may be entitled to claim payment or relief. For the purposes of any Irish Withholding Tax reclaim, the Euro equivalent of the Irish Withholding Tax deducted in respect of these dividends was €11.48. The exchange rate used to convert from Australian dollars to Euros was A\$1.00 = €0.6316. The AUD/EUR exchange rate for the purposes of Irish Withholding Tax was set on 20 July 2018, as required by Irish Revenue. All other exchange rates were set on 7 June 2018.

Should you wish to complete an Irish DWT form in order to claim exemption from Irish Withholding Tax for future dividend payments, please refer to www.computershare.com/au/forms search for JHX and scroll to 'Company Forms'.

For the information of securityholders resident in Australia:

If you are completing an Australian tax return you should include in your assessable income, as foreign source income, an amount equal to the gross Australian dollar value of the dividends paid to you, inclusive of any tax disclosed above.

Notes:

James Hardie Industries plc is incorporated in Ireland. These dividend payments are unfranked.
 This statement contains information which is important for your taxation records. Please retain in a safe place as a charge may be levied for a replacement.

Your Payment Instruction

COMMONWEALTH BANK OF AUSTRALIA
 BSB: 065-008 Account number: XXXXXX11

Amount Deposited

A\$72.72

If payment cannot be made to the above instruction, payment will be withheld until a new direct credit instruction has been provided.



James Hardie

James Hardie Industries plc
ARBN 097 829 895
Incorporated in Ireland. The liability of members is limited
Registration Number: 485719
Registered Office: Second Floor, Europa House,
Harcourt Centre, Harcourt Street, Dublin 2, Ireland

Update your information:

Online:
www.computershare.com.au/easyupdate/jhx

By Mail:
Computershare Investor Services Pty Limited
GPO Box 2975 Melbourne
Victoria 3001 Australia

Enquiries:

(within Australia) 1300 855 080
(international) 61 3 9415 4000

Holder Identification Number (HIN)

HIN WITHHELD

ASX Code JHX
Record Date 12 December 2018
Payment Date 22 February 2019
Direct Credit Reference No. 809467

006497 000 JHX



MR ANTHONY KYM DREYER &
MRS TANYA DREYER
<DREYER SUPER FUND A/C>
67 LAMBERT ROAD
JOSLIN SA 5070

FY2019 First Half Ordinary Dividend

This payment represents a FY2019 first half ordinary dividend of 10 US cents (equivalent to 13.8650 Australian cents) per CUFS. All amounts are in Australian dollars, except where indicated.

Dividend per CUFS	Number of CUFS	Gross Dividend	Irish Withholding Tax Deducted	Net Payment Amount
A\$0.138650	232	A\$32.17	A\$6.43 ✓	A\$25.74 ✓

Irish Withholding Tax

This statement should be retained as it will be accepted by the Irish Revenue Commissioners as evidence of Irish Withholding Tax deducted in respect of which you may be entitled to claim payment or relief. For the purposes of any Irish Withholding Tax reclaim, the Euro equivalent of the Irish Withholding Tax deducted in respect of these dividends was €4.01. The exchange rate used to convert from Australian dollars to Euros was A\$1.00 = €0.6244. The AUD/EUR exchange rate for the purposes of Irish Withholding Tax was set on 8 February 2019, as required by Irish Revenue. All other exchange rates were set on 12 December 2018.

Should you wish to complete an Irish DWT form in order to claim exemption from Irish Withholding Tax for future dividend payments, please refer to www.computershare.com/au/forms search for JHX and scroll to 'Company Forms'.

For the information of securityholders resident in Australia:

If you are completing an Australian tax return you should include in your assessable income, as foreign source income, an amount equal to the gross Australian dollar value of the dividends paid to you, inclusive of any tax disclosed above.

Notes:

James Hardie Industries plc is incorporated in Ireland. These dividend payments are unfranked. This statement contains information which is important for your taxation records. Please retain in a safe place as a charge may be levied for a replacement.

Your Payment Instruction

COMMONWEALTH BANK OF AUSTRALIA
BSB: 065-008 Account number: XXXXXX11

Amount Deposited
A\$25.74

If payment cannot be made to the above instruction, payment will be withheld until a new direct credit instruction has been provided.



23900/ORG
Origin Energy Limited
ABN 30 000 051 696

All correspondence to:

BoardRoom
Smart Business Solutions

Boardroom Pty Limited
ABN 14 003 209 836
GPO Box 3993
Sydney NSW 2001

Tel: 1300 664 446 (within Australia)
Tel: +61 2 8016 2896 (outside Australia)
Fax: +61 2 9279 0664

www.boardroomlimited.com.au
origin@boardroomlimited.com.au

MR ANTHONY KYM DREYER &
MRS TANYA DREYER
<DREYER SUPER FUND A/C>
67 LAMBERT ROAD
JOSLIN SA 5070

SRN/HIN: X0057920572
Subregister: CHES
TFN/ABN Status: Quoted
Record Date: 04/03/2019
Payment Date: 29/03/2019

Dividend Statement

Dear Shareholder,

Origin Energy Limited has determined a fully franked interim dividend for the half year ended 31 December 2018 of 10 cents per share.

Security Class: Fully Paid Ordinary Shares

ASX Code: ORG

No. of shares at Record Date	Dividend amount per share	Gross Dividend (AUD)	Less Withholding Tax ¹ (AUD)	Net Dividend ³ (AUD)	Franked Amount (AUD)	Unfranked Amount (AUD)	Franking Credit ² (AUD)
615	10 cents	\$61.50	Nil	\$61.50	\$61.50	Nil	\$26.36 ✓

- Withholding tax applies to you if the dividend amount is partially or totally unfranked and you are a:
 - resident of Australia and your TFN or ABN has not been recorded by the share registry. TFN withholding tax is deducted from the gross unfranked portion of the dividend at the highest marginal tax rate applying to personal income; or
 - non-resident of Australia. Non-resident withholding tax (30%) is deducted from the gross unfranked portion of the dividend unless you are a resident of a country which has entered into a Double Taxation Agreement with Australia. In that case a lower rate (generally 15%) may apply
- The franking credit has been calculated at the rate of 30%.
- The amount of Conduit Foreign Income is 0.0 cents per ordinary share.

Direct Credit Payment Confirmation

Your dividend payment has been made in accordance with your instructions:

Bank Domicile:	AUS	Receipt Currency:	-AUD
Bank Account Type:	Domestic	Amount Deposited:	61.50
Bank Code:	065-008		
Account Number:	*****3311		
Exchange Rate:	N/A		

Shareholders

To update your details, please log onto www.investorserve.com.au, call Boardroom Pty Limited on 1300 664 446 (within Australia), or call +61 2 8016 2896 (outside Australia) or email origin@boardroomlimited.com.au.

Employees

To update your details, please log onto www.employeeserve.com.au/origin, call Boardroom Pty Limited on 1300 233 947 (within Australia), or call +61 2 8016 2896 (outside Australia) or email originemployees@boardroomlimited.com.au.

Issuer sponsored or employee holders, please advise promptly in writing any change in your address. Broker sponsored holders (i.e. your CHES holding statement shows your Holder Identification Number (HIN)), you must advise your change of address to your broker.

Please retain this statement for taxation purposes

S00031194814



23900/202

Update Your Information:

www.investorcentre.com/au
qbe.queries@computershare.com



Computershare Investor Services Pty Limited
GPO Box 2975
Melbourne Victoria 3001 Australia



1300 723 487 (within Australia)
+61 3 9415 4840 (outside Australia)



034318 000 QBE



MR ANTHONY KYM DREYER &
MRS TANYA DREYER
<DREYER SUPER FUND A/C>
67 LAMBERT ROAD
JOSLIN SA 5070

Holder Identification Number (HIN)
HIN WITHHELD

ASX Code QBE
TFN/ABN Status Quoted
Record Date 24 August 2018
Payment Date 5 October 2018

2018 Interim Dividend Notice

The details below relate to the interim dividend of 22 cents per share for the half year ended 30 June 2018. This dividend is 30% franked at the company tax rate of 30%. The whole of the unfranked amount of this dividend has been declared to be conduit foreign income.

CLASS DESCRIPTION	DIVIDEND PER SHARE	PARTICIPATING SHARES	FRANKED AMOUNT \$	UNFRANKED AMOUNT \$	FRANKING CREDIT \$	DIVIDEND PAYMENT \$
Fully Paid Ordinary	22 cents	427	28.18	65.76	12.08	93.94
Net Payment (AUD\$)						93.94

You should keep this statement to assist in preparing your tax return.

Payment instruction

Commonwealth Bank of Australia

BSB: 065-008

Account Number: XXXXXX11

Direct Credit Reference No. 857831

Amount Deposited \$93.94

238753_02303C



032823 000 QBE



MR ANTHONY KYM DREYER &
MRS TANYA DREYER
<DREYER SUPER FUND A/C>
67 LAMBERT ROAD
JOSLIN SA 5070

Update Your Information:

www.investorcentre.com/au
qbe.queries@computershare.com



Computershare Investor Services Pty Limited
GPO Box 2975
Melbourne Victoria 3001 Australia



1300 723 487 (within Australia)
+61 3 9415 4840 (outside Australia)



Holder Identification Number (HIN)
HIN WITHHELD

ASX Code QBE
TFN/ABN Status Quoted
Record Date 8 March 2019
Payment Date 18 April 2019

2018 Final Dividend Notice

The details below relate to the final dividend of 28 cents per share for the year ended 31 December 2018. This dividend is 60% franked at the company tax rate of 30%. The whole of the unfranked amount of this dividend has been declared to be conduit foreign income.

CLASS DESCRIPTION	DIVIDEND PER SHARE	PARTICIPATING SHARES	FRANKED AMOUNT \$	UNFRANKED AMOUNT \$	FRANKING CREDIT \$	DIVIDEND PAYMENT \$
Fully Paid Ordinary	28 cents	427	71.74 ✓	47.82 ✓	30.75 ✓	119.56
Net Payment (AUD\$)						119.56

You should keep this statement to assist in preparing your tax return.

Payment instruction

Commonwealth Bank of Australia

BSB: 065-008

Account Number: XXXXXX11

Direct Credit Reference No. 852735

Amount Deposited AUD\$119.56

248001_02_V3



Upcoming Events

9 May 2019 - Annual General Meeting

Payment Advice

23900/REG



All Registry communications to:
C/- Link Market Services Limited
Locked Bag A14, Sydney South, NSW, 1235
Telephone: 1300 554 474
ASX Code: REG
Email: registrars@linkmarketservices.com.au
Website: www.linkmarketservices.com.au

REGIS HEALTHCARE LIMITED

ABN: 11 125 203 054

MR ANTHONY KYM DREYER & MRS TANYA DREYER <DREYER
SUPER FUND A/C>
67 LAMBERT ROAD
JOSLIN SA
5070

DIVIDEND STATEMENT

Reference No.: X*****0572
Payment Date: 26 September 2018
Record Date: 12 September 2018

Security Description	Dividend Rate per Share	Participating Shares	Unfranked Amount	Franked Amount	Total Payment	Franking Credit
REG - ORDINARY FULLY PAID	\$0.0865	1,178	\$0.00	\$101.90	\$101.90	\$43.67

Less Withholding Tax

\$0.00

Net Amount

AUD 101.90

Represented By:

Direct Credit amount

AUD 101.90

BANKING INSTRUCTIONS

The amount of AUD 101.90 was deposited to the bank account detailed below:

COMMONWEALTH BANK OF AUSTRALIA

DREYER SUPER FUND
BSB: 065-008 ACC: *****3311

DIRECT CREDIT REFERENCE NO.: 1221697287

FRANKING INFORMATION

Franked Rate per Share	\$0.0865
Franking Percentage	100%
Company Tax Rate	30%

The total amount together with the franking credit (if any) should be disclosed as assessable income in your Australian tax return.

Note: You may require this statement for taxation purposes. All investors should seek independent advice relevant to their own particular circumstances.

Please ensure your details are current by viewing and updating via the online service centre.

Payment Advice



All Registry communications to:
C/- Link Market Services Limited
Locked Bag A14, Sydney South, NSW, 1235
Telephone: 1300 554 474
ASX Code: REG
Email: registrars@linkmarketservices.com.au
Website: www.linkmarketservices.com.au

REGIS HEALTHCARE LIMITED

ABN: 11 125 203 054
MR ANTHONY KYM DREYER & MRS TANYA DREYER <DREYER
SUPER FUND A/C>
67 LAMBERT ROAD
JOSLIN SA
5070

DIVIDEND STATEMENT

Reference No.: X*****0572
Payment Date: 11 April 2019
Record Date: 14 March 2019

Security Description	Dividend Rate per Share	Participating Shares	Unfranked Amount	Franked Amount	Total Payment	Franking Credit
REG - ORDINARY FULLY PAID	\$0.0812	1,178	\$0.00	\$95.65	\$95.65	\$40.99

Less Withholding Tax

\$0.00

Net Amount

AUD 95.65

Represented By:

Direct Credit amount

AUD 95.65

BANKING INSTRUCTIONS

The amount of AUD 95.65 was deposited to the bank account detailed below:

COMMONWEALTH BANK OF AUSTRALIA

DREYER SUPER FUND
BSB: 065-008 ACC: ****3311

DIRECT CREDIT REFERENCE NO.: 1228350657

FRANKING INFORMATION

Franked Rate per Share
Franking Percentage
Company Tax Rate

\$0.0812
100%
30%

The total amount together with the franking credit (if any) should be disclosed as assessable income in your Australian tax return.

Note: You may require this statement for taxation purposes. All investors should seek independent advice relevant to their own particular circumstances.

Please ensure your details are current by viewing and updating via the online service centre.

Dividend Statement

239.00/RIO

Holder Identification Number	HIN WITHHELD
Record Date	8 March 2019
Payable Date	18 April 2019
Year Ended	31 December 2018
Tax File Number	Quoted

Shareholder helpline number: 1800 813 292
 New Zealand holders: 0800 450 740
 International shareholders: +61 (3) 9415 4030
www.investorcentre.com/rio
 Computershare Investor Services Pty Ltd, GPO Box 2975, Melbourne VIC 3001 Australia

042774 047 RIO



MR ANTHONY KYM DREYER &
 MRS TANYA DREYER
 <DREYER SUPER FUND A/C>
 67 LAMBERT ROAD
 JOSLIN SA 5070

Dividend advice - Final and special dividends for the year ended 31 December 2018

Dear shareholder,

On 27 February 2019 Rio Tinto declared a 2018 final dividend of 250.89 Australian cents per share (equivalent to 180.00 US cents), and a special dividend of 338.70 Australian cents per share (equivalent to 243.00 US cents). A payment has been made to your nominated bank account in accordance with your details shown below.

These dividends are payable on ordinary shares registered in your name and entitled to participate as at the record date of 8 March 2019. For income tax purposes these dividends are both fully franked (100 per cent) at the tax rate of 30 per cent.

Payment Type	AUD Dividend Rate Per Share	Shareholding	AUD Franked Dividend Payable	AUD Unfranked Dividend Payable	AUD Franking Credits	Gross Payment
Final	250.89 cents	42	\$105.37	\$0.00	\$45.16	\$105.37
Special	338.70 cents	42	\$142.25	\$0.00	\$60.96	\$142.25
					AUD Tax Withheld	\$0.00
					AUD Dividend Amount	\$247.62

Yours sincerely

Tim Paine
Joint Company Secretary

BANKING INSTRUCTION
 COMMONWEALTH BANK OF AUSTRALIA
 BSB: 065-008 ACC: XXXXXX11

Date Payable: 18 April 2019
 Payment Amount: \$247.62

Please retain this dividend statement for your records.

Manage your holdings online: Register at www.investorcentre.com/rio

Select direct credit payment and electronic communications at Investor Centre, our free self-service website is available 24/7. Manage your shareholdings online, the easy way!

View any outstanding payments



Change payment options



Switch to ecommunications



View your Shareholding




Change your address



Update your TFN





ResMed
ResMed Inc.
ABN 46 064 514 852

013375 000 RMD



MR ANTHONY KYM DREYER &
MRS TANYA DREYER
<DREYER SUPER FUND A/C>
67 LAMBERT ROAD
JOSLIN SA 5070

Update your information: 23900/RMD
Online: www.investorcentre.com/au/contact

By Mail:
Computershare Investor Services Pty Limited
GPO Box 2975 Melbourne
Victoria 3001 Australia

Enquiries:
(within Australia) 1300 850 505
(international) 61 3 9415 4000

Holder Identification Number (HIN)

HIN WITHHELD

ASX Code RMD
Record Date 16 August 2018
Payment Date 20 September 2018
Direct Credit Reference No. 818122

2018 September Quarter Dividend

Dear Shareholder,

The payment below represents a quarterly dividend and is paid at a rate of US\$0.037 per fully paid CDI registered in your name as at the record date of 16 August 2018. Holders of CDIs receive an Australian dollar amount equivalent to US\$0.37 per US common stock, based on the USD:AUD exchange rate on the record date (US\$0.7260 = A\$1.00) and reflecting the 10:1 ratio between CDIs and US common stock.

Class Description	Amount per Security	Number of Securities	Total Payment
CDI	US\$0.037	382	US\$14.13
		Non-Resident Withholding Tax	US\$2.12 A\$2.92 ✓
		Net Payment	US\$12.01
		Converted Net Payment	A\$16.54 ✓

A reduced withholding tax treaty rate of 15% has been claimed and applied to the dividend payment.


Note: You should retain this statement to assist you in preparing your tax return.

Your Payment Instruction

COMMONWEALTH BANK OF AUSTRALIA
BSB: 065-008
Account Number: XXXXXX11

Amount Deposited

A\$16.54



ResMed
ResMed Inc.
ABN 46 064 514 852

┌ 013907 000 RMD



MR ANTHONY KYM DREYER &
MRS TANYA DREYER
<DREYER SUPER FUND A/C>
67 LAMBERT ROAD
JOSLIN SA 5070

Update your information:

Online:
www.investorcentre.com/au/contact

By Mail:
Computershare Investor Services Pty Limited
GPO Box 2975 Melbourne
Victoria 3001 Australia

Enquiries:

(within Australia) 1300 850 505
(international) 61 3 9415 4000

Holder Identification Number (HIN)

HIN WITHHELD

ASX Code RMD
Record Date 8 November 2018
Payment Date 13 December 2018
Direct Credit Reference No. 818334

2018 December Quarter Dividend

Dear Shareholder,

The payment below represents a quarterly dividend and is paid at a rate of US\$0.037 per fully paid CDI registered in your name as at the record date of 8 November 2018. Holders of CDIs receive an Australian dollar amount equivalent to US\$0.37 per US common stock, based on the USD: AUD exchange rate on the record date (US\$0.7258 = A\$1.00) and reflecting the 10:1 ratio between CDIs and US common stock.

Class Description	Amount per Security	Number of Securities	Total Payment
CDI	US\$0.037	382	US\$14.13
		Non-Resident Withholding Tax	US\$2.12 <i>A\$2.92</i>
		Net Payment	US\$12.01
		Converted Net Payment	A\$16.55 ✓

A reduced withholding tax treaty rate of 15% has been claimed and applied to the dividend payment.

Note: You should retain this statement to assist you in preparing your tax return.

Your Payment Instruction

COMMONWEALTH BANK OF AUSTRALIA
BSB: 065-008
Account Number: XXXXXX11

Amount Deposited

A\$16.55



ResMed
ResMed Inc.
ABN 46 064 514 852

014737 000 RMD



MR ANTHONY KYM DREYER &
MRS TANYA DREYER
<DREYER SUPER FUND A/C>
67 LAMBERT ROAD
JOSLIN SA 5070

Update your information:

Online:
www.investorcentre.com/au/contact

By Mail:
Computershare Investor Services Pty Limited
GPO Box 2975 Melbourne
Victoria 3001 Australia

Enquiries:

(within Australia) 1300 850 505
(international) 61 3 9415 4000

Holder Identification Number (HIN)

HIN WITHHELD

ASX Code RMD
Record Date 7 February 2019
Payment Date 14 March 2019
Direct Credit Reference No. 819476

2019 March Quarter Dividend

Dear Shareholder,

The payment below represents a quarterly dividend and is paid at a rate of US\$0.037 per fully paid CDI registered in your name as at the record date of 7 February 2019. Holders of CDIs receive an Australian dollar amount equivalent to US\$0.37 per US common stock, based on the USD:AUD exchange rate on the record date (US\$0.7103= A\$1.00) and reflecting the 10:1 ratio between CDIs and US common stock.

Class Description	Amount per Security	Number of Securities	Total Payment
CDI	US\$0.037	382	US\$14.13
		Non-Resident Withholding Tax	US\$4.24 <i>A\$5.97</i>
		Net Payment	US\$9.89
		Converted Net Payment	A\$13.92 ✓

You may be eligible for a reduced rate of withholding tax (15% for Australian tax residents) for future dividends by completing a US tax form (W8) which can be found at au.digital.computershare.com/W8Ben.

Note: You should retain this statement to assist you in preparing your tax return.

Your Payment Instruction

COMMONWEALTH BANK OF AUSTRALIA
BSB: 065-008
Account Number: XXXXXX11

Amount Deposited
A\$13.92



015187 000 RMD



MR ANTHONY KYM DREYER &
MRS TANYA DREYER
<DREYER SUPER FUND A/C>
67 LAMBERT ROAD
JOSLIN SA 5070

Update your information:

Online:
www.investorcentre.com/au/contact

By Mail:
Computershare Investor Services Pty Limited
GPO Box 2975 Melbourne
Victoria 3001 Australia

Enquiries:

(within Australia) 1300 850 505
(international) 61 3 9415 4000

Holder Identification Number (HIN)

HIN WITHHELD

ASX Code RMD
Record Date 9 May 2019
Payment Date 13 June 2019
Direct Credit Reference No. 819386

2019 June Quarter Dividend

Dear Shareholder,

The payment below represents a quarterly dividend and is paid at a rate of US\$0.037 per fully paid CDI registered in your name as at the record date of 9 May 2019. Holders of CDIs receive an Australian dollar amount equivalent to US\$0.37 per US common stock, based on the USD:AUD exchange rate on the record date (US\$0.6988 = A\$1.00) and reflecting the 10:1 ratio between CDIs and US common stock.

Class Description	Amount per Security	Number of Securities	Total Payment
CDI	US\$0.037	382	US\$14.13
		Non-Resident Withholding Tax	US\$4.24 <i>A\$6.07</i>
		Net Payment	US\$9.89
		Converted Net Payment	A\$14.15 ✓

To assist with our commitment to the environment and our focus on cost control, we encourage you to register your details against your holding and select all forms of communication to be delivered via email. This ensures timely and faster communication when your payment advice becomes available. You can update your preferences at www.investorcentre.com/au at any time. Thank you in advance for your cooperation.

You may be eligible for a reduced rate of withholding tax (15% for Australian tax residents) for future dividends by completing a US tax form (W8) which can be found at au.digital.computershare.com/W8Ben.

Note: You should retain this statement to assist you in preparing your tax return.

Your Payment Instruction

COMMONWEALTH BANK OF AUSTRALIA
BSB: 065-008
Account Number: XXXXXX11

Amount Deposited

A\$14.15

23900/WBC

All registry communications to:
 Link Market Services Limited
 Locked Bag A6015, Sydney South NSW 1235
 Telephone (free call within Australia): +61 1800 804 255
 ASX Code: WBC
 Email: westpac@linkmarketservices.com.au
 Website: www.linkmarketservices.com.au

047

MR ANTHONY KYM DREYER &
 MRS TANYA DREYER
 <DREYER SUPER FUND A/C>
 67 LAMBERT ROAD
 JOSLIN SA 5070

Key details	
Payment date:	4 July 2018
Record date:	18 May 2018
SRN/HIN:	X*****0572
TFN/ABN status:	RECEIVED AND RECORDED

Interim dividend statement for the six months ended 31 March 2018

This dividend is 100% franked with Australian franking credits at the company tax rate of 30%.

Description	Participating holding	Dividend rate per share*	Unfranked amount	Franked amount	Total amount	Franking credit
Ordinary shares	238	94 cents	\$0.00	\$223.72	\$223.72	\$95.88 ✓
Net dividend amount					\$223.72	
***New Zealand Imputation Credit (NZIC)						NZ\$16.66

*The interim dividend of 94 cents per share takes into consideration the cost of the Bank Levy which was equivalent to 4 cents per share. All amounts are in Australian dollars unless otherwise stated.

PAYMENT INSTRUCTIONS

ANZ BANK

BSB: 012-012

ACC: ****9951

ACCOUNT NAME: MR ANTHONY KYM DREYER + MRS TA

PAYMENT REFERENCE NUMBER: 001216352105

A payment has been made to the above account. If this account is not valid please turn over for instructions to update your details. Once your details have been updated, a payment will be made within 10 business days.

**Please keep this statement for your tax records.
 It can also be accessed online in Link's Investor Centre, see over for login instructions.**

*** Only relevant for New Zealand taxpayers.

All registry communications to:
 Link Market Services Limited
 Locked Bag A6015, Sydney South NSW 1235
 Telephone (free call within Australia): +61 1800 804 255
 ASX Code: WBC
 Email: westpac@linkmarketservices.com.au
 Website: www.linkmarketservices.com.au



047 / 240395
 MR ANTHONY KYM DREYER &
 MRS TANYA DREYER
 <DREYER SUPER FUND A/C>
 67 LAMBERT ROAD
 JOSLIN SA 5070

Key details

Payment date: 20 December 2018
Record date: 14 November 2018
SRN/HIN: X*****0572
TFN/ABN status: RECEIVED AND RECORDED

Final dividend statement for the six months ended 30 September 2018

This dividend is 100% franked with Australian franking credits at the company tax rate of 30%.

Description	Participating holding	Dividend rate per share*	Unfranked amount	Franked amount	Total amount	Franking credit
Ordinary shares	165	94 cents	\$0.00	\$155.10	\$155.10	\$66.47 ✓
Net dividend amount					\$155.10	
***New Zealand Imputation Credit (NZIC)						NZ\$11.55

* The final dividend of 94 cents per share takes into consideration the cost of the Bank Levy which was equivalent to 8 cents per share. All amounts are in Australian dollars unless otherwise stated.

*** Only relevant for New Zealand taxpayers.

PAYMENT INSTRUCTIONS

COMMONWEALTH BANK OF AUSTRALIA

BSB: 065-008

ACC: ****3311

ACCOUNT NAME: DREYER SUPER FUND

PAYMENT REFERENCE NUMBER: 001223198542

A payment has been made to the above account. If this account is not valid please turn over for instructions to update your details.

Please keep this statement for your tax records.
 It can also be accessed online in Link's Investor Centre, see over for login instructions.



23900/WES
Computershare

All correspondence to:
Computershare Investor Services Pty Limited
GPO Box 2975 Melbourne
Victoria 3001 Australia
Enquiries (within Australia) 1300 558 062
(outside Australia) +61 3 9415 4631
Facsimile +61 3 9473 2500
www.investorcentre.com/contact
www.computershare.com

Private and Confidential

107081 000 WES



MR ANTHONY KYM DREYER &
MRS TANYA DREYER
<DREYER SUPER FUND A/C>
67 LAMBERT ROAD
JOSLIN SA 5070

Holder Identification Number (HIN)
HIN WITHHELD

Record Date	21 August 2018
Payment Date	27 September 2018
TFN/ABN Status	Quoted
Direct Credit Ref. No.	1055097
ASX Code	WES

Final Dividend

The statement below represents your final dividend for the year ended 30 June 2018. The dividend is fully-franked (100 per cent) for Australian income tax purposes at the corporate tax rate of 30 per cent.

Class Description	Amount per Security	Number of Securities	Franked Amount	Unfranked Amount	Gross Payment	Franking Credit
Ordinary Shares	A\$1.20	126	A\$151.20	A\$0.00	A\$151.20	A\$64.80
Total			A\$151.20	A\$0.00	A\$151.20	A\$64.80
Net Payment					A\$151.20	

Important Notes

1. You should retain this statement to assist you in preparing your tax return.
2. Shareholders should obtain their own professional advice on the tax implications of this dividend.

Non-Resident Shareholders

The Franked Amount is not subject to withholding tax.
New Zealand Imputation Credits are not attached to this dividend.

Your Payment Instruction

COMMONWEALTH BANK OF AUSTRALIA
BSB: 065-008 Account number: XXXXXX11

Amount Deposited
A\$151.20

All correspondence to:
 Computershare Investor Services Pty Limited
 GPO Box 2975 Melbourne
 Victoria 3001 Australia
 Enquiries (within Australia) 1300 558 062
 (outside Australia) +61 3 9415 4631
 Facsimile +61 3 9473 2500
 www.investorcentre.com/contact
 www.computershare.com

Private and Confidential

112909 000 WES



MR ANTHONY KYM DREYER &
 MRS TANYA DREYER
 <DREYER SUPER FUND A/C>
 67 LAMBERT ROAD
 JOSLIN SA 5070

Holder Identification Number (HIN)
HIN WITHHELD

Record Date	27 February 2019
Payment Date	10 April 2019
TFN/ABN Status	Quoted
Direct Credit Ref. No.	1052006
ASX Code	WES

Interim Dividend and Special Dividend

The statement below represents your interim dividend (A\$1.00) and special dividend (A\$1.00), totalling A\$2.00 per share for the half-year ended 31 December 2018. The dividends are fully-franked (100 per cent) for Australian income tax purposes at the corporate tax rate of 30 per cent.

Class Description	Amount per Security	Number of Securities	Franked Amount	Unfranked Amount	Gross Payment	Franking Credit
Ordinary Shares	A\$2.00	126	A\$252.00	A\$0.00	A\$252.00	A\$108.00
Total			A\$252.00	A\$0.00	A\$252.00	A\$108.00
Net Payment					A\$252.00	

Important Notes

1. You should retain this statement to assist you in preparing your tax return.
2. Shareholders should obtain their own professional advice on the tax implications of these dividends.

Non-Resident Shareholders

The Franked Amount is not subject to withholding tax.
 New Zealand Imputation Credits are not attached to these dividends.

Your Payment Instruction

COMMONWEALTH BANK OF AUSTRALIA
 BSB: 065-008 Account number: XXXXXX11

Amount Deposited
A\$252.00

2390/WPL



078637 000 WPL



MR ANTHONY KYM DREYER & MRS TANYA DREYER <DREYER SUPER FUND A/C> 67 LAMBERT ROAD JOSLIN SA 5070

Update Your Information:

www.investorcentre.com/wpl



Computershare Investor Services Pty Limited GPO Box 2975 Melbourne Victoria 3001 Australia



1300 558 507 (within Australia) +61 3 9415 4632 (outside Australia)



Holder Identification Number (HIN)

HIN WITHHELD

ASX Code WPL TFN/ABN Status Quoted Record Date 24 August 2018 Payment Date 20 September 2018 Direct Credit Reference No. 619126

DIVIDEND STATEMENT

The statement below represents your interim dividend for the half year ended 30 June 2018. This dividend is paid at the rate of 53 US cents (being 72.802198 Australian cents) per share on your holding of fully paid ordinary shares, registered in your name and eligible as at the record date 24 August 2018.

This dividend is fully franked (100%) at the tax rate of 30%.

Table with 6 columns: Class Description, Amount per Security, Number of Securities, Franked Amount, Unfranked Amount, Total Payment. Includes rows for Ordinary Shares, Net Payment (A\$152.88), and Australian Franking Credit (A\$65.52).

VIEW OR UPDATE YOUR SECURITY HOLDING DETAILS ONLINE

To view your security holding details please visit www.investorcentre.com/wpl. When in Investor Centre, log in using your SRN/HIN and postcode (if within Australia) or country (if outside Australia). For security purposes, if you wish to update your information you will be required to login as an existing user with your User ID and password or register as a new user and create a User ID and password.

Important Notes:

- 1. You should retain this statement to assist you in preparing your tax return.

YOUR PAYMENT INSTRUCTION

COMMONWEALTH BANK OF AUSTRALIA BSB: 065-008 Account number: XXXXXX11

Amount Deposited A\$152.88

If payment cannot be made to the above account, the dividend amount will be withheld pending receipt of your valid direct credit instructions.



080193 000 WPL



MR ANTHONY KYM DREYER &
MRS TANYA DREYER
<DREYER SUPER FUND A/C>
67 LAMBERT ROAD
JOSLIN SA 5070

Update Your Information:

www.investorcentre.com/wpl



Computershare Investor Services Pty Limited
GPO Box 2975 Melbourne
Victoria 3001 Australia



1300 558 507 (within Australia)
+61 3 9415 4632 (outside Australia)



Holder Identification Number (HIN)

HIN WITHHELD

ASX Code	WPL
TFN/ABN Status	Quoted
Record Date	25 February 2019
Payment Date	20 March 2019
Direct Credit Reference No.	618112

DIVIDEND STATEMENT

The statement below represents your final dividend for the full year ended 31 December 2018. This dividend is paid at the rate of 91 US cents (equivalent to A\$1.27059481) per share on your holding of fully paid ordinary shares, registered in your name and eligible as at the record date 25 February 2019.

This dividend is fully franked (100%) at the tax rate of 30%.

Class Description	Amount per Security	Number of Securities	Franked Amount	Unfranked Amount	Total Payment
Ordinary Shares	A\$1.27059481	210	A\$266.82	A\$0.00	A\$266.82
Net Payment					A\$266.82
Australian Franking Credit					A\$114.35

VIEW OR UPDATE YOUR SECURITY HOLDING DETAILS ONLINE

To view your security holding details please visit www.investorcentre.com/wpl. When in Investor Centre, log in using your SRN/HIN and postcode (if within Australia) or country (if outside Australia). For security purposes, if you wish to update your information you will be required to login as an existing user with your User ID and password or register as a new user and create a User ID and password.

Important Notes:

1. You should retain this statement to assist you in preparing your tax return.

YOUR PAYMENT INSTRUCTION

COMMONWEALTH BANK OF AUSTRALIA
BSB: 065-008 Account number: XXXXXX11

Amount Deposited
A\$266.82

If payment cannot be made to the above account, the dividend amount will be withheld pending receipt of your valid direct credit instructions.

05/12/2018	Direct Credit 361578 QUICKSUPER QSUPER231813196 7	Employer	914.57
17/12/2018	Direct Credit 361578 QUICKSUPER QSUPER232679025 4	Employer	416.67
15/01/2019	Direct Credit 361578 QUICKSUPER QSUPER234510053 1	Employer	416.67
30/01/2019	Direct Credit 361578 QUICKSUPER QSUPER235506667 0	Employer	914.57
15/02/2019	Direct Credit 361578 QUICKSUPER QSUPER236771229 3	Employer	416.67
11/03/2019	Direct Credit 361578 QUICKSUPER QSUPER238480875 1	Employer	1,829.14
15/03/2019	Direct Credit 361578 QUICKSUPER QSUPER238897012 7	Employer	416.67
15/04/2019	Direct Credit 361578 QUICKSUPER QSUPER241134752 6	Employer	416.66
01/05/2019	Direct Credit 361578 QUICKSUPER QSUPER242216620 6	Employer	914.57
15/05/2019	Direct Credit 361578 QUICKSUPER QSUPER243265778 7	Employer	416.67

17/06/2019	Direct Credit 361578 QUICKSUPER QSUPER245800312 7	Employer	416.67
26/06/2019	Direct Credit 361578 QUICKSUPER QSUPER246243443 1	Employer	2,743.71
30/06/2019	audit fee personally paid	Personal - Non- Concessional	215.00
Total - Dreyer, Anthony Kym			15,974.87 215.00 0.00 0.00

Dreyer, Tanya

Date	Transaction Description	Contribution Type	Ledger Data				SuperStream Data					
			Concessional	Non-Concession	Other	Reserves	Contribution	Employer	Concessional	Non-Concess	Other	
17/01/2019	Transfer from xx9711 NetBank plumber	Personal - Non-Concessional		100.00								
30/06/2019	audit fee personally paid	Personal - Non-Concessional		115.00								
Total - Dreyer, Tanya			0.00	215.00	0.00	0.00				0.00	0.00	0.00
Total for all members			15,974.87	430.00	0.00	0.00						



Australian Government
Australian Taxation Office

Pre-filing report 2019

Report created: 05/11/2019

! You should not rely exclusively on this report but use it to assist you in preparing your client's income tax return. For more information refer to [portal help](http://portalhelp.ato.gov.au/TAP/TA/Index/Reports/Reports/#Pre_filing) (http://portalhelp.ato.gov.au/TAP/TA/Index/Reports/Reports/#Pre_filing) or www.ato.gov.au/taprefilling. (<https://www.ato.gov.au/taprefilling>)

TAXPAYER DETAILS

Tax file number	586121929
Title	MR
Given names	ANTHONY KYM
Family name and suffix	DREYER
Australian resident as at 05/11/2019	Yes
Postal address	C/- PDK FINANCIAL PO BOX 3685 ADELAIDE SA 5000
Residential address	67 LAMBERT RD JOSLIN SA 5070
Date of birth	21/11/1958

2018-19 PAYG PAYMENT SUMMARIES as at 10 July 2019

Type of payment summary:	INB payment summary (Original)			
Available for pre-filing:	10/07/2019			
ABN:	84158239377/1			
Employer's name:	M3PROPERTY (SA) (Type S)			
Period from:	01/07/2018			
Period to:	30/06/2019			
Description	Type	Tax withheld	Income	Label
Gross payments			\$105,525.00	1
Total tax withheld		\$28,704.00		1
Allowances			\$5,000.00	2
Reportable employer superannuation contributions			\$5,000.00	IT2

Handwritten notes:
 @9.5% = 10,025
 + 5000
 \$15025
 Timing diff.
 SMSP
 \$15975

2018-19 DIVIDEND INCOME as at 17 July 2019

Description	Gross	Apportioned	Label
TOTAL UNFRANKED DIVIDENDS	\$32.80	\$32.80	11S
TOTAL FRANKED DIVIDENDS	\$52.80	\$52.80	11T
TOTAL FRANKING CREDITS	\$22.63	\$22.63	11U

24700

Dreyer Superannuation Fund
Market Movement Report
 As at 30 June 2019

Investment	Date	Description	Unrealised				Realised			Total
			Units	Accounting Cost Movement	Market Movement	Depreciation	Balance	Consideration	Accounting Cost Base	
	30/06/2019		77.00	6,952.11	1,037.41	0.00	7,989.52	0.00	0.00	0.00
Regis Healthcare Limited										
	01/07/2018	Opening Balance	1,178.00	0.00	0.00	0.00	3,863.84	0.00	0.00	0.00
	06/06/2019	Purchase	872.00	2,516.13	0.00	0.00	6,379.97	0.00	0.00	0.00
	30/06/2019	Revaluation	0.00	0.00	(988.47)	0.00	5,391.50	0.00	0.00	0.00
	30/06/2019		2,050.00	2,516.13	(988.47)	0.00	5,391.50	0.00	0.00	0.00
Reliance Worldwide Corporation Limited										
	10/04/2019	Purchase	981.00	4,433.50	0.00	0.00	4,433.50	0.00	0.00	0.00
	06/06/2019	Purchase	1,129.00	4,010.02	0.00	0.00	8,443.52	0.00	0.00	0.00
	30/06/2019	Revaluation	0.00	0.00	(1,016.32)	0.00	7,427.20	0.00	0.00	0.00
	30/06/2019		2,110.00	8,443.52	(1,016.32)	0.00	7,427.20	0.00	0.00	0.00
Resmed Inc										
	01/07/2018	Opening Balance	382.00	0.00	0.00	0.00	5,386.20	0.00	0.00	0.00
	06/06/2019	Disposal	(382.00)	(2,964.21)	0.00	0.00	2,421.99	6,211.42	2,964.21	3,247.21
	06/06/2019	Writeback	0.00	0.00	(2,421.99)	0.00	0.00	0.00	0.00	0.00
	30/06/2019		0.00	(2,964.21)	(2,421.99)	0.00	0.00	6,211.42	2,964.21	3,247.21
Trade Me Group Limited										
	12/11/2018	Purchase	732.00	3,502.50	0.00	0.00	3,502.50	0.00	0.00	0.00
	10/04/2019	Disposal	(732.00)	(3,502.50)	0.00	0.00	0.00	4,424.24	3,502.50	921.74
	30/06/2019		0.00	0.00	0.00	0.00	0.00	4,424.24	3,502.50	921.74
Vanguard Msci Index International										
	06/06/2019	Purchase	412.00	29,950.80	0.00	0.00	29,950.80	0.00	0.00	0.00
	30/06/2019	Revaluation	0.00	0.00	1,035.72	0.00	30,986.52	0.00	0.00	0.00
	30/06/2019		412.00	29,950.80	1,035.72	0.00	30,986.52	0.00	0.00	0.00
Wesfarmers Limited										
	01/07/2018	Opening Balance	126.00	0.00	0.00	0.00	6,219.36	0.00	0.00	0.00
	23/11/2018	Demerger	0.00	(1,484.55)	0.00	0.00	4,734.81	0.00	0.00	0.00
	06/06/2019	Purchase	81.00	3,013.98	0.00	0.00	7,748.79	0.00	0.00	0.00
	30/06/2019	Revaluation	0.00	0.00	(263.67)	0.00	7,485.12	0.00	0.00	0.00
	30/06/2019		207.00	1,529.43	(263.67)	0.00	7,485.12	0.00	0.00	0.00

Dreyer Superannuation Fund
Market Movement Report
 As at 30 June 2019

Investment	Date	Description	Unrealised				Realised			Total
			Units	Accounting Cost Movement	Market Movement	Depreciation	Balance	Consideration	Accounting Cost Base	
Westpac Banking Corporation										
	01/07/2018	Opening Balance	238.00	0.00	0.00	0.00	6,973.40	0.00	0.00	0.00
	12/11/2018	Disposal	(73.00)	(1,621.91)	0.00	0.00	5,351.49	2,003.10	1,621.91	381.19
	12/11/2018	Writeback	0.00	0.00	(516.99)	0.00	4,834.50	0.00	0.00	0.00
	06/06/2019	Purchase	125.00	3,476.36	0.00	0.00	8,310.86	0.00	0.00	0.00
	30/06/2019	Revaluation	0.00	0.00	(86.46)	0.00	8,224.40	0.00	0.00	0.00
	30/06/2019		290.00	1,854.45	(603.45)	0.00	8,224.40	2,003.10	1,621.91	381.19
Woodside Petroleum Limited										
	01/07/2018	Opening Balance	210.00	0.00	0.00	0.00	7,446.60	0.00	0.00	0.00
	06/06/2019	Purchase	102.00	3,513.52	0.00	0.00	10,960.12	0.00	0.00	0.00
	30/06/2019	Revaluation	0.00	0.00	384.20	0.00	11,344.32	0.00	0.00	0.00
	30/06/2019		312.00	3,513.52	384.20	0.00	11,344.32	0.00	0.00	0.00
Total Market Movement					2,421.66					(5,140.50)
										(2,718.84)

(2,718.84)

Dreyer Superannuation Fund
Market Movement Report
As at 30 June 2019

Investment	Date	Description	Unrealised				Realised			Total
			Units	Accounting Cost Movement	Market Movement	Depreciation	Balance	Consideration	Accounting Cost Base	
Duluxgroup Limited										
	01/07/2018	Opening Balance	919.00	0.00	0.00	0.00	7,030.35	0.00	0.00	0.00
	30/06/2019	Revaluation	0.00	0.00	1,534.73	0.00	8,565.08	0.00	0.00	0.00
	30/06/2019		919.00	0.00	1,534.73	0.00	8,565.08	0.00	0.00	0.00
Goodman Group										
	01/07/2018	Opening Balance	725.00	0.00	0.00	0.00	6,974.50	0.00	0.00	0.00
	26/02/2019	Disposal	(230.00)	(1,507.56)	0.00	0.00	5,466.94	2,941.10	1,507.56	1,433.54
	26/02/2019	Writeback	0.00	0.00	(747.06)	0.00	4,719.88	0.00	0.00	0.00
	06/06/2019	Purchase	330.00	4,508.82	0.00	0.00	9,228.70	0.00	0.00	0.00
	30/06/2019	Revaluation	0.00	0.00	3,171.05	0.00	12,399.75	0.00	0.00	0.00
	30/06/2019		825.00	3,001.26	2,423.99	0.00	12,399.75	2,941.10	1,507.56	1,433.54
Insurance Australia Group Limited										
	01/07/2018	Opening Balance	1,261.00	0.00	0.00	0.00	10,756.33	0.00	0.00	0.00
	01/11/2018	Share Consolidation	(30.00)	0.00	0.00	0.00	10,756.33	0.00	0.00	0.00
	12/11/2018	Disposal	(346.00)	(1,973.98)	0.00	0.00	8,782.35	2,468.74	1,973.98	494.76
	12/11/2018	Writeback	0.00	0.00	(980.21)	0.00	7,802.14	0.00	0.00	0.00
	26/11/2018	Return Of Capital	0.00	(245.90)	0.00	0.00	7,556.24	0.00	0.00	0.00
	06/06/2019	Purchase	405.00	3,024.10	0.00	0.00	10,580.34	0.00	0.00	0.00
	30/06/2019	Revaluation	0.00	0.00	75.06	0.00	10,655.40	0.00	0.00	0.00
	30/06/2019		1,290.00	804.22	(905.15)	0.00	10,655.40	2,468.74	1,973.98	494.76
loof Holdings Limited										
	01/07/2018	Opening Balance	513.00	0.00	0.00	0.00	4,611.87	0.00	0.00	0.00
	12/10/2018	Disposal	(513.00)	(5,518.36)	0.00	0.00	(906.49)	4,028.57	5,518.36	(1,489.79)
	12/10/2018	Writeback	0.00	0.00	906.49	0.00	0.00	0.00	0.00	0.00
	30/06/2019		0.00	(5,518.36)	906.49	0.00	0.00	4,028.57	5,518.36	(1,489.79)
James Hardie Industries Plc										
	01/07/2018	Opening Balance	232.00	0.00	0.00	0.00	5,261.76	0.00	0.00	0.00
	06/06/2019	Purchase	220.00	4,005.40	0.00	0.00	9,267.16	0.00	0.00	0.00
	30/06/2019	Revaluation	0.00	0.00	(814.76)	0.00	8,452.40	0.00	0.00	0.00
	30/06/2019		452.00	4,005.40	(814.76)	0.00	8,452.40	0.00	0.00	0.00
Janus Henderson Group Plc										
	12/10/2018	Purchase	118.00	4,041.16	0.00	0.00	4,041.16	0.00	0.00	0.00
	06/06/2019	Purchase	100.00	2,994.00	0.00	0.00	7,035.16	0.00	0.00	0.00
	30/06/2019	Revaluation	0.00	0.00	(431.94)	0.00	6,603.22	0.00	0.00	0.00

Dreyer Superannuation Fund
Market Movement Report
As at 30 June 2019

Investment	Date	Description	Unrealised				Realised			Total
			Units	Accounting Cost Movement	Market Movement	Depreciation	Balance	Consideration	Accounting Cost Base	
	30/06/2019		218.00	7,035.16	(431.94)	0.00	6,603.22	0.00	0.00	0.00
MyNorth Investment										
	23/01/2019	Merger	206,220.68	161,159.07	0.00	0.00	161,159.07	0.00	0.00	0.00
	23/01/2019	Revaluation	0.00	0.00	0.01	0.00	161,159.08	0.00	0.00	0.00
	05/06/2019	Purchase	84,012.49	100,000.00	0.00	0.00	261,159.08	0.00	0.00	0.00
	30/06/2019	Purchase	1.00	1,485.05	0.00	0.00	262,644.13	0.00	0.00	0.00
	30/06/2019	Revaluation	0.00	0.00	42,080.07	0.00	304,724.20	0.00	0.00	0.00
	30/06/2019	Revaluation	0.00	0.00	(10,718.73)	0.00	294,005.47	0.00	0.00	0.00
	30/06/2019		290,234.17	262,644.12	31,361.35	0.00	294,005.47	0.00	0.00	0.00
Origin Energy Limited										
	01/07/2018	Opening Balance	0.00	0.00	0.00	0.00	0.00	0.00	0.00	0.00
	26/02/2019	Purchase	615.00	4,585.38	0.00	0.00	4,585.38	0.00	0.00	0.00
	06/06/2019	Purchase	345.00	2,482.30	0.00	0.00	7,067.68	0.00	0.00	0.00
	30/06/2019	Revaluation	0.00	0.00	(50.08)	0.00	7,017.60	0.00	0.00	0.00
	30/06/2019		960.00	7,067.68	(50.08)	0.00	7,017.60	0.00	0.00	0.00
Portfolio Care										
	01/07/2018	Opening Balance	191,654.82	0.00	0.00	0.00	180,885.93	0.00	0.00	0.00
	01/07/2018	Purchase	14,565.86	16,346.00	0.00	0.00	197,231.93	0.00	0.00	0.00
	22/01/2019	Return Of Capital	0.00	(3,786.92)	0.00	0.00	193,445.01	0.00	0.00	0.00
	23/01/2019	Merger	(206,220.68)	(161,159.07)	0.00	0.00	32,285.94	161,159.07	161,159.07	0.00
	23/01/2019	Writeback	0.00	0.00	(32,285.93)	0.00	0.01	0.00	0.00	0.00
	23/01/2019	Revaluation	0.00	0.00	(0.01)	0.00	0.00	0.00	0.00	0.00
	30/06/2019		0.00	(148,599.99)	(32,285.94)	0.00	0.00	161,159.07	161,159.07	0.00
QBE Insurance Group Limited										
	01/07/2018	Opening Balance	427.00	0.00	0.00	0.00	4,158.98	0.00	0.00	0.00
	30/06/2019	Revaluation	0.00	0.00	892.43	0.00	5,051.41	0.00	0.00	0.00
	30/06/2019		427.00	0.00	892.43	0.00	5,051.41	0.00	0.00	0.00
RIO Tinto Limited										
	01/07/2018	Opening Balance	0.00	0.00	0.00	0.00	0.00	0.00	0.00	0.00
	12/11/2018	Purchase	42.00	3,434.86	0.00	0.00	3,434.86	0.00	0.00	0.00
	06/06/2019	Purchase	35.00	3,517.25	0.00	0.00	6,952.11	0.00	0.00	0.00
	30/06/2019	Revaluation	0.00	0.00	1,037.41	0.00	7,989.52	0.00	0.00	0.00

Dreyer Superannuation Fund
Market Movement Report

As at 30 June 2019

Investment	Date	Description	Unrealised				Realised			Total
			Units	Accounting Cost Movement	Market Movement	Depreciation	Balance	Consideration	Accounting Cost Base	
AGL Energy Limited.										
	01/07/2018	Opening Balance	140.00	0.00	0.00	0.00	3,147.20	0.00	0.00	0.00
	06/06/2019	Purchase	195.00	3,985.30	0.00	0.00	7,132.50	0.00	0.00	0.00
	30/06/2019	Revaluation	0.00	0.00	(429.15)	0.00	6,703.35	0.00	0.00	0.00
	30/06/2019		335.00	3,985.30	(429.15)	0.00	6,703.35	0.00	0.00	0.00
AMP Limited										
	01/07/2018	Opening Balance	376.00	0.00	0.00	0.00	1,338.56	0.00	0.00	0.00
	30/06/2019	Revaluation	0.00	0.00	(541.44)	0.00	797.12	0.00	0.00	0.00
	30/06/2019		376.00	0.00	(541.44)	0.00	797.12	0.00	0.00	0.00
Alumina Limited										
	01/07/2018	Opening Balance	2,146.00	0.00	0.00	0.00	6,008.80	0.00	0.00	0.00
	06/06/2019	Purchase	2,270.00	5,512.40	0.00	0.00	11,521.20	0.00	0.00	0.00
	30/06/2019	Revaluation	0.00	0.00	(1,231.92)	0.00	10,289.28	0.00	0.00	0.00
	30/06/2019		4,416.00	5,512.40	(1,231.92)	0.00	10,289.28	0.00	0.00	0.00
Ammcor Limited										
	01/07/2018	Opening Balance	267.00	0.00	0.00	0.00	3,847.47	0.00	0.00	0.00
	06/06/2019	Purchase	248.00	4,006.84	0.00	0.00	7,854.31	0.00	0.00	0.00
	30/06/2019	Revaluation	0.00	0.00	483.54	0.00	8,337.85	0.00	0.00	0.00
	30/06/2019		515.00	4,006.84	483.54	0.00	8,337.85	0.00	0.00	0.00
Asaleo Care Limited										
	01/07/2018	Opening Balance	3,010.00	0.00	0.00	0.00	4,198.95	0.00	0.00	0.00
	06/06/2019	Disposal	(3,010.00)	(4,518.95)	0.00	0.00	(320.00)	2,537.40	4,518.95	(1,981.55)
	06/06/2019	Writeback	0.00	0.00	320.00	0.00	0.00	0.00	0.00	0.00
	30/06/2019		0.00	(4,518.95)	320.00	0.00	0.00	2,537.40	4,518.95	(1,981.55)
Atlas Arteria										
	01/07/2018	Opening Balance	1,228.00	0.00	0.00	0.00	7,896.04	0.00	0.00	0.00
	05/10/2018	Return Of Capital	0.00	(138.76)	0.00	0.00	7,757.28			
	12/11/2018	Disposal	(368.00)	(2,192.49)	0.00	0.00	5,564.79	2,453.96	2,192.49	261.47
	12/11/2018	Writeback	0.00	0.00	(112.07)	0.00	5,452.72	0.00	0.00	0.00
	05/04/2019	Return Of Capital	0.00	(67.08)	0.00	0.00	5,385.64			
	06/06/2019	Purchase	565.00	3,990.95	0.00	0.00	9,376.59	0.00	0.00	0.00
	30/06/2019	Revaluation	0.00	0.00	1,795.41	0.00	11,172.00	0.00	0.00	0.00
	30/06/2019		1,425.00	1,592.62	1,683.34	0.00	11,172.00	2,453.96	2,192.49	261.47

Dreyer Superannuation Fund
Market Movement Report

As at 30 June 2019

Investment	Date	Description	Unrealised				Realised			Total
			Units	Accounting Cost Movement	Market Movement	Depreciation	Balance	Consideration	Accounting Cost Base	
Aurizon Holdings Limited										
	01/07/2018	Opening Balance	887.00	0.00	0.00	0.00	3,840.71	0.00	0.00	0.00
	06/06/2019	Purchase	683.00	3,505.72	0.00	0.00	7,346.43	0.00	0.00	0.00
	30/06/2019	Revaluation	0.00	0.00	1,131.57	0.00	8,478.00	0.00	0.00	0.00
	30/06/2019		1,570.00	3,505.72	1,131.57	0.00	8,478.00	0.00	0.00	0.00
Australia And New Zealand Banking										
	01/07/2018	Opening Balance	168.00	0.00	0.00	0.00	4,744.32	0.00	0.00	0.00
	06/06/2019	Purchase	159.00	4,483.72	0.00	0.00	9,228.04	0.00	0.00	0.00
	30/06/2019	Revaluation	0.00	0.00	(3.37)	0.00	9,224.67	0.00	0.00	0.00
	30/06/2019		327.00	4,483.72	(3.37)	0.00	9,224.67	0.00	0.00	0.00
BHP Group Limited										
	01/07/2018	Opening Balance	246.00	0.00	0.00	0.00	8,341.86	0.00	0.00	0.00
	24/12/2018	Disposal	(246.00)	(8,429.73)	0.00	0.00	(87.87)	93.48	8,429.73	(8,336.25)
	24/12/2018	Writeback	0.00	0.00	87.87	0.00	0.00	0.00	0.00	0.00
	26/02/2019	Purchase	180.00	6,851.57	0.00	0.00	6,851.57	0.00	0.00	0.00
	06/06/2019	Purchase	212.00	8,001.86	0.00	0.00	14,853.43	0.00	0.00	0.00
	30/06/2019	Revaluation	0.00	0.00	1,281.29	0.00	16,134.72	0.00	0.00	0.00
	30/06/2019		392.00	6,423.70	1,369.16	0.00	16,134.72	93.48	8,429.73	(8,336.25)
Brambles Limited										
	01/07/2018	Opening Balance	433.00	0.00	0.00	0.00	3,845.04	0.00	0.00	0.00
	06/06/2019	Purchase	278.00	3,498.76	0.00	0.00	7,343.80	0.00	0.00	0.00
	30/06/2019	Revaluation	0.00	0.00	1,813.88	0.00	9,157.68	0.00	0.00	0.00
	30/06/2019		711.00	3,498.76	1,813.88	0.00	9,157.68	0.00	0.00	0.00
Coles Group Limited.										
	23/11/2018	Demerger	126.00	1,484.55	0.00	0.00	1,484.55			
	26/02/2019	Disposal	(126.00)	(1,484.55)	0.00	0.00	0.00	1,411.73	1,484.55	(72.82)
	30/06/2019		0.00	0.00	0.00	0.00	0.00	1,411.73	1,484.55	(72.82)
Cybg Plc										
	01/07/2018	Opening Balance	950.00	0.00	0.00	0.00	5,348.50	0.00	0.00	0.00
	06/06/2019	Purchase	1,500.00	4,999.00	0.00	0.00	10,347.50	0.00	0.00	0.00
	30/06/2019	Revaluation	0.00	0.00	(1,968.50)	0.00	8,379.00	0.00	0.00	0.00
	30/06/2019		2,450.00	4,999.00	(1,968.50)	0.00	8,379.00	0.00	0.00	0.00

Confirmations

Mr Anthony Kym Dreyer + Mrs Tanya Dreyer <Dreyer Super Fund A/C>
67 LAMBERT ROAD
JOSLIN SA 5070

Period: 01/07/2018 - 30/06/2019

Adviser: Richard Lovell

Trading Account Number: 6623149

Code	Confirmation No.	Type	Trade Date	Settlement Date	Price	Quantity	Brokerage	GST	Other fees	Consideration
JHG	5951832	Buy	11/10/2018	15/10/2018	34.086	118	17.27	1.73	0.00	4,041.16
IFL	5951800	Sell	11/10/2018	15/10/2018	7.890	513	17.27	1.73	0.00	4,028.57
RIO	6129779	Buy	09/11/2018	13/11/2018	81.330	42	17.27	1.73	0.00	3,434.86
TME	6129793	Buy	09/11/2018	13/11/2018	4.759	732	17.27	1.73	0.00	3,502.50
WBC	6129702	Sell	09/11/2018	13/11/2018	27.700	73	17.27	1.73	0.00	2,003.10
IAG	6129738	Sell	09/11/2018	13/11/2018	7.190	346	17.27	1.73	0.00	2,468.74
ALX	6129753	Sell	09/11/2018	13/11/2018	6.720	368	17.27	1.73	0.00	2,453.96
COL	6635708	Sell	25/02/2019	27/02/2019	11.355	126	17.27	1.73	0.00	1,411.73
GMG	6635728	Sell	25/02/2019	27/02/2019	12.870	230	17.27	1.73	0.00	2,941.10
BHP	6635741	Buy	25/02/2019	27/02/2019	37.959	180	17.27	1.73	0.00	6,851.57
ORG	6635762	Buy	25/02/2019	27/02/2019	7.425	615	17.27	1.73	0.00	4,585.38
RWC	6887173	Buy	09/04/2019	11/04/2019	4.500	981	17.27	1.73	0.00	4,433.50
TME	6887160	Sell	09/04/2019	11/04/2019	6.070	732	17.27	1.73	0.00	4,424.24
AHY	7219403	Sell	05/06/2019	07/06/2019	0.849	3,010	17.27	1.73	0.00	2,537.40
RMD	7219414	Sell	05/06/2019	07/06/2019	16.310	382	17.27	1.73	0.00	6,211.42
AGL	7219444	Buy	05/06/2019	07/06/2019	20.340	195	17.27	1.73	0.00	3,985.30
AWC	7219458	Buy	05/06/2019	07/06/2019	2.420	2,270	17.27	1.73	0.00	5,512.40
AMCDC	7219494	Buy	05/06/2019	14/06/2019	16.080	248	17.27	1.73	0.00	4,006.84
ALX	7219521	Buy	05/06/2019	07/06/2019	7.030	565	17.27	1.73	0.00	3,990.95
AZJ	7219553	Buy	05/06/2019	07/06/2019	5.105	683	17.27	1.73	0.00	3,505.72
ANZ	7219566	Buy	05/06/2019	07/06/2019	28.080	159	17.27	1.73	0.00	4,483.72
BHP	7219571	Buy	05/06/2019	07/06/2019	37.655	212	17.27	1.73	0.00	8,001.86
BXB	7219593	Buy	05/06/2019	07/06/2019	12.517	278	17.27	1.73	0.00	3,498.76
CYB	7219595	Buy	05/06/2019	07/06/2019	3.320	1,500	17.27	1.73	0.00	4,999.00
GMG	7219614	Buy	05/06/2019	07/06/2019	13.606	330	17.27	1.73	0.00	4,508.82
IAG	7219625	Buy	05/06/2019	07/06/2019	7.420	405	17.27	1.73	0.00	3,024.10
JHX	7219642	Buy	05/06/2019	07/06/2019	18.120	220	17.27	1.73	0.00	4,005.40
JHG	7219653	Buy	05/06/2019	07/06/2019	29.750	100	17.27	1.73	0.00	2,994.00
ORG	7219670	Buy	05/06/2019	07/06/2019	7.140	345	17.27	1.73	0.00	2,482.30
REG	7219675	Buy	05/06/2019	07/06/2019	2.864	872	17.27	1.73	0.00	2,516.13
RIO	7219703	Buy	05/06/2019	07/06/2019	99.950	35	17.27	1.73	0.00	3,517.25
RWC	7219710	Buy	05/06/2019	07/06/2019	3.535	1,129	17.27	1.73	0.00	4,010.02
WES	7219724	Buy	05/06/2019	07/06/2019	36.975	81	17.27	1.73	0.00	3,013.98
WBC	7219732	Buy	05/06/2019	07/06/2019	27.659	125	17.27	1.73	0.00	3,476.36
WPL	7219746	Buy	05/06/2019	07/06/2019	34.260	102	17.27	1.73	0.00	3,513.52
VGS	7219756	Buy	05/06/2019	07/06/2019	72.650	412	17.27	1.73	0.00	29,950.80

While every effort has been made to provide you with an accurate transaction summary, we give no warranty of accuracy or reliability and take no responsibility for any errors or omissions including by negligence. You should confirm the information, holdings and valuations contained herein. All prices and values are denominated in AUD unless otherwise indicated. Stockbroking services are provided by CMC Markets Stockbroking Limited (ABN 69 081 002 851, AFSL No.246381), a Participant of the ASX Group (Australian Securities Exchange).

Generated : 04/11/2019 05:29 PM

Page 3 of 7



190261 000 IAG



MR ANTHONY KYM DREYER &
MRS TANYA DREYER
<DREYER SUPER FUND A/C>,
67 LAMBERT ROAD
JOSLIN SA 5070

Insurance Australia Group Limited

ABN 60 090 739 923 ASX Code: IAG

UPDATE YOUR INFORMATION:



Online:
www.investorcentre.com/iag
iag@computershare.com.au
www.iag.com.au



By Mail:
Computershare Investor Services Pty Limited
GPO Box 4709 Melbourne
Victoria 3001 Australia

ENQUIRIES:



(within Australia) 1300 360 688
(international) +61 3 9415 4210

Holder Number:
Record Date:
Consolidation Date:

HIN WITHHELD
1 November 2018
5 November 2018

NOTICE OF SHARE CONSOLIDATION

Capital management initiative

At Insurance Australia Group Limited's (IAG) Annual General Meeting held on 26 October 2018, shareholders approved the capital management initiative, entailing a payment of 25 cents per ordinary share (comprising a capital return of 19.5 cents per ordinary share and a fully-franked special dividend of 5.5 cents per ordinary share) and an equal and proportionate consolidation of ordinary shares.

Share consolidation

As a part of the equal and proportionate consolidation of ordinary shares, each ordinary share held on the Record Date was converted into 0.9760 ordinary shares. The table below shows how your shareholding was consolidated.

A holding statement accompanies this notice for issuer sponsored holders. Broker sponsored holders will be sent a holding statement by ASX in the coming weeks.

Pre-consolidation holding as at 5 November 2018	Post-consolidation holding as at 5 November 2018
1,261	1,231

Payment of capital return and special dividend

Entitlement to the capital return and special dividend will be determined based on your shareholding prior to the share consolidation, which took effect from 5 November 2018. This payment will be made to you on Monday, 26 November 2018 and a notice confirming the details of this payment will be sent to you.

Where you can get more information

Online at www.iag.com.au/2018-capital-management-initiative
By phone on the IAG Information Line on 1300 360 688 (in Australia)
or +61 3 9415 4210 on weekdays between 8:30am and 5:00pm Sydney time.



You can also access statements relating to the consolidation and the payment online at Investor Centre www.investorcentre.com/iag
When you visit Investor Centre, you can elect to receive future communications from IAG by email.



ARBN 630 385 278

018374 000 AMC

MR ANTHONY KYM DREYER &
MRS TANYA DREYER
<DREYER SUPER FUND A/C>
67 LAMBERT ROAD
JOSLIN SA 5070

ASX code: AMC
Security class: CHESS DEPOSITARY INTERESTS

Update your information:

Online:
www.investorcentre.com/contact

By Mail:
Computershare Investor Services Pty Limited
GPO Box 2975 Melbourne
Victoria 3001 Australia

Enquiries:
(within Australia) 1300 850 505
(international) +61 3 9415 4000

Holder Identification Number (HIN)

HIN WITHHELD

Important: You will need to quote this number and name of issuer for all future dealings in these securities. Keep it safe and confidential.

Tax File Number/ABN: TFN/ABN not required
Page Number: 1 of 1

CHESS Allotment Confirmation Notice as at 11 June 2019

**THIS ADVICE CONFIRMS THE ALLOTMENT OF 267
CHESS DEPOSITARY INTERESTS IN AMCOR PLC ON 11
JUNE 2019 TO THE ABOVE NAMED PURSUANT TO THE
AMCOR LIMITED SCHEME OF ARRANGEMENT.**

IF THE DETAILS ABOVE ARE INCORRECT, PLEASE ADVISE THIS OFFICE IMMEDIATELY

22 March 2019



000026

Private & Confidential

Mr ANTHONY K DREYER

67 Lambert Road

JOSLIN SA 5070

Dear Mr DREYER

ARC Classic Super Series 4

Member Name: Mr ANTHONY DREYER

Member Number: 7104114374

We confirm that we have processed the total rollover of the superannuation benefits in the above policy on 5 March 2019.

A total amount of \$213,123.16 has been forwarded to the following Financial Institution(s). This amount represents the total superannuation benefit payable under your membership.

Name of Financial Institution: Dreyer Superannuation Fund

Enclosed please find:

- a Rollover Benefits Statement for your records, and
- an Exit Statement.

Here to help

If you have any questions, please contact your Financial Adviser Duane Stewart, or contact one of our Customer Service Consultants on 1300 209 088, Monday to Friday between 9.00am and 5.00pm (AEST/AEDT). Alternatively, you can email us at customerservice@tal.com.au quoting your member number.

Yours sincerely,

TAL

TAL Customer Service

**ARC Classic Super Series 4
Member Exit Statement
For the Period 01/10/2018 to 05/03/2019**

PERSONAL DETAILS

ANTHONY K DREYER
67 Lambert Road
JOSLIN SA 5070

Member Number 7104114374
Date Joined Fund 29/07/1993
Valid Tax File Number Supplied? Yes

SUMMARY OF YOUR SUPERANNUATION BENEFITS AS AT 05/03/2019

Account details

Withdrawal Value	\$213,123.16
Comprising:	
Preserved	\$213,123.16
Restricted Non-Preserved	\$0.00
Unrestricted Non-Preserved	\$0.00
KiwiSaver Preserved	\$0.00

**Account Balance after Payment of
Withdrawal Benefit** \$0.00

**Withdrawal Benefit as at last statement
date of 01/10/2018** \$205,955.81

For a detailed breakdown of how your withdrawal benefit was calculated, please refer to the section titled "Summary of Your Account during the Period".

Insurance Benefits as at 05/03/2019

How your Death Benefit was calculated

Account Balance	\$213,123.16
Plus	
Death Insurance	\$0.00
Equals	
Death Benefit	\$213,123.16

**How your Total and Permanent Disablement (TPD)
Benefit was calculated**

Account Balance	\$213,123.16
Plus	
TPD Insurance	\$0.00
Equals	
TPD Benefit	\$213,123.16

Please refer to the notes under "Insurance Benefits" on this statement, or refer to the Product Disclosure Statement for information about when insurance ceases.



J33TVAL_CK_1842/0002/60001186

SUMMARY OF YOUR ACCOUNT DURING THE PERIOD

Your account balance as at 1 October 2018 was:	\$211,240.30
Contributions and Other Investments	
Member Contributions	\$1,000.00
Loyalty Bonus	\$1,641.73
Taxes	
S290-170 Contribution Tax	(\$240.00)
Member Lump Sum Tax	\$0.00
Total Taxes	(\$240.00)
Investment Earnings	(\$518.87)
Withdrawals	
Full Withdrawal	(\$213,123.16)
Your account balance as at date of exit was	\$0.00
Rate of Return on Investment Earnings, net of tax and administration charges, for the period 01/10/2018 to 05/03/2019	-0.24%



Rollover Benefits Statement

Section A: Receiving fund

1 Australian business number (ABN) 7 4 0 2 4 9 2 1 5 0 8

2 Fund name

Dreyer Superannuation Fund

3 Postal address

67 Lambert Road

Suburb/town/locality

JOSLIN

Country if other than Australia

State/territory

S A

Postcode

5 0 7 0

4 (a) Unique superannuation identifier (USI)

(b) Member client identifier

0001

Section B: Member's details

5 Tax file number (TFN) 5 8 6 1 2 1 9 2 9

6 Full Name

Title: Mr Mrs Miss Ms Other

Family name

DREYER

First given name

ANTHONY

Other given names

KYM

7 Residential address

67 Lambert Road

Suburb/town/locality

JOSLIN

Country if other than Australia

State/territory

S A

Postcode

5 0 7 0

8 Date of birth Day Month Year
2 1 / 1 1 / 1 9 5 8

9 Sex Male Female

10 Daytime phone number (include area code)

11 Email address (if applicable)

Section C: Rollover transaction details

	Day	Month	Year
12 Service period start date	01	/ 07	/ 1983
13 Tax components:			
Tax-free component	\$,	8,141.04
KiwiSaver tax-free component	\$,	.
Taxable component:			
Element taxed in the fund	\$,	204,982.12
Element untaxed in the fund	\$,	.
Tax components TOTAL	\$,	213,123.16
14 Preservation amounts			
Preserved amount	\$,	213,123.16
KiwiSaver preserved amount	\$,	.
Restricted non-preserved amount	\$,	.
Unrestricted non-preserved amount	\$,	.
Preservation amounts TOTAL	\$,	213,123.16

Section D: Non-complying funds

15 Contributions made to a non-complying fund on or after 10 May 2006

\$, . .

Section E: Transferring fund

16 Fund's ABN 2 0 8 9 1 6 0 5 1 8 0

17 Fund name

TAL Superannuation and Insurance Fund

18 Contact name

Title: Mr Mrs Miss Ms Other

Family name

Customer Service

First given name

Other given names

19 Daytime phone number (include area code)

1 3 0 0 2 0 9 0 8 8

20 Email address

customerservice@tal.com.au

Section F: Declaration

Complete the declaration that applies to you. Print your full name then sign and date declaration.

TRUSTEE, DIRECTOR OR AUTHORISED OFFICER DECLARATION


Complete the declaration if you are the trustee, director or authorised officer of the superannuation fund or other provider shown in section E.

I declare that the information contained in the statement is true and correct.

Name (BLOCK LETTERS)

SCOTT WALBANCKE

Trustee, director, or authorised officer signature



Date

Day

Month

Year

1 8 / 0 3 / 2 0 1 9

337704_C01_1812000200001916

30/00

TAX INVOICE

Invoice Date 01 May 2019

Invoice No. 41377

Client Code DREYSU

Dreyer Superannuation Fund
67 Lambert Road
JOSLIN SA 5070

To our Professional Fees and Charges in attending to the following :-

Preparation of Financial Statements and Statutory Minutes for the Dreyer Superannuation Fund for the year ended 30 June 2018.

Preparation and lodgement of Fund Income Tax Return for the Dreyer Superannuation Fund for the year ended 30 June 2018 including schedules as required.

All matters generally.

Following up on information required.

Our Fee Total
Plus: GST
TOTAL FEE

2,450.00
245.00
\$2,695.00

✕

Remittance Advice - Please return with your payment

Payment required within Fourteen (14) Days from date of Invoice

Invoice Due Date - 15 May 2019

Please forward cheques to:
PDK Financial Synergy P/L
PO Box 3685
ADELAIDE SA 5000

Credit Card: Mastercard/Visa (Please circle)

Card No: Expires: ___ / ___

For Direct Deposit:
BSB: 035-000
Account No: 683075

Name on Card: _____
Signature: _____

Client Code: DREYSU

Invoice No: 41377 Amount Due: \$2,695.00 Amount Paid: \$ _____

Liability limited by a scheme approved under Professional Standards Legislation

30700

TAX INVOICE

Invoice Date 01 May 2019

Invoice No. 41376

Client Code DREYSU

Dreyer Superannuation Fund
67 Lambert Road
JOSLIN SA 5070

To our Professional Fees and Charges in attending to the following :-

Annual audit of the records, financial statements and tax return of the Dreyer Superannuation Fund for the year ended 30 June 2018 as required under SIS Regulations.

Preparation of Audit Report.

Review of statutory minute book documentation for history of fund per requirements under SIS Legislation.

Following up on information required.

Our Fee Total
Plus: GST
TOTAL FEE

900.00
90.00
\$ 990.00

Remittance Advice - Please return with your payment

Payment required within Fourteen (14) Days from date of Invoice

Invoice Due Date - 15 May 2019

Please forward cheques to:
PDK Financial Synergy P/L
PO Box 3685
ADELAIDE SA 5000

Credit Card: Mastercard/Visa (Please circle)

Card No:

--	--	--	--	--	--	--	--	--	--	--	--	--	--	--	--	--	--	--	--	--

Expires: ___ / ___

For Direct Deposit:

BSB: 035-000
Account No: 683075

Name on Card: _____

Signature: _____

Client Code: DREYSU

Invoice No: 41376

Amount Due: \$ 990.00

Amount Paid: \$ _____

Liability limited by a scheme approved under Professional Standards Legislation

30900

Dreyer Superannuation Fund

General Ledger

For The Period 01 July 2018 - 30 June 2019

Transaction Date	Description	Units	Debit	Credit	Balance \$
Advisor Fees (30900)					
<u>Advisor Fees (30900)</u>					
03/07/2018	Direct Debit 313220 HILLROSS FINANCI 60022256-6		275.00		275.00 DR
03/08/2018	Direct Debit 313220 HILLROSS FINANCI 60022256-6		275.00		550.00 DR
03/09/2018	Direct Debit 313220 HILLROSS FINANCI 60022256-6		275.00		825.00 DR
03/10/2018	Direct Debit 313220 HILLROSS FINANCI 60022256-6		275.00		1,100.00 DR
05/11/2018	Direct Debit 313220 HILLROSS FINANCI 60022256-6		275.00		1,375.00 DR
03/12/2018	Direct Debit 313220 HILLROSS FINANCI 60022256-6		275.00		1,650.00 DR
03/01/2019	Direct Debit 313220 HILLROSS FINANCI 60022256-6		275.00		1,925.00 DR
04/02/2019	Direct Debit 313220 HILLROSS FINANCI 60022256-6		275.00		2,200.00 DR
04/03/2019	Direct Debit 313220 HILLROSS FINANCI 60022256-6		275.00		2,475.00 DR
03/04/2019	Direct Debit 313220 HILLROSS FINANCI 60022256-6		275.00		2,750.00 DR
03/05/2019	Direct Debit 313220 HILLROSS FINANCI 60022256-6		275.00		3,025.00 DR
03/06/2019	Direct Debit 313220 HILLROSS FINANCI 60022256-6		275.00		3,300.00 DR
			3,300.00		3,300.00 DR

Total Debits: 3,300.00

Total Credits: 0.00

ongoing fees

Dreyer Superannuation Fund
General Ledger

31500

For The Period 01 July 2018 - 30 June 2019

Transaction Date	Description	Units	Debit	Credit	Balance \$
Bank Charges (31500)					
<u>Bank Charges (31500)</u>					
01/07/2018	Account Fee		15.00		15.00 DR
01/08/2018	Account Fee		15.00		30.00 DR
01/09/2018	Account Fee		15.00		45.00 DR
01/10/2018	Account Fee		15.00		60.00 DR
01/11/2018	Account Fee		15.00		75.00 DR
01/12/2018	Account Fee		15.00		90.00 DR
01/01/2019	Account Fee		15.00		105.00 DR
01/03/2019	Account Fee		15.00		120.00 DR
01/04/2019	Account Fee		15.00		135.00 DR
			135.00		135.00 DR

Total Debits: 135.00
Total Credits: 0.00

Dreyer Superannuation Fund
General Ledger

30000

For The Period 01 July 2018 - 30 June 2019

Transaction Date	Description	Units	Debit	Credit	Balance \$
Insurance (38000)					
<u>Insurance (38000)</u>					
17/12/2018	AUDIT INSURANCE		370.00		370.00 DR
			370.00		370.00 DR
Total Debits:			370.00		
Total Credits:			0.00		

39,050 / DREANT

Dreyer Superannuation Fund General Ledger

For The Period 01 July 2018 - 30 June 2019

Transaction Date	Description	Units	Debit	Credit	Balance \$
Life Insurance Premiums (39000)					
<u>(Life Insurance Premiums) Dreyer, Anthony Kym - Accumulation (DREANT00001A)</u>					
12/11/2018	Direct Debit 000110 MLC Limited 92072102		8,323.05		8,323.05 DR
20/11/2018	Direct Credit 418334 MLC Limited 92072102			6,895.86	1,427.19 DR
11/12/2018	Direct Debit 000110 MLC Limited 92072102		1,427.19		2,854.38 DR
11/01/2019	Direct Debit 000110 MLC Limited 92072102		1,427.19		4,281.57 DR
11/02/2019	Direct Debit 000110 MLC Limited 92072102		1,427.19		5,708.76 DR
12/03/2019	Direct Debit 000110 MLC Limited 92072102		1,427.19		7,135.95 DR
11/04/2019	Direct Debit 000110 MLC Limited 92072102		1,086.88		8,222.83 DR
13/05/2019	Direct Debit 000110 MLC Limited 92072102		746.57		8,969.40 DR
11/06/2019	Direct Debit 000110 MLC Limited 92072102		1,086.88		10,056.28 DR
			16,952.14	6,895.86	10,056.28 DR
Total Debits:			16,952.14		
Total Credits:				6,895.86	

Policy Schedule

Effective Date: 19 November 2018

Policy Details:

Policy Number	92072102
Policy Owner(s)	Tanya Dreyer Anthony Kym Dreyer ATF The Dreyer Superannuation Fund
Connected Policy	92072189
State Register	SA
Policy Start Date	04/11/2016
Policy Expiry Date	04/11/2033
Annual Review Date	4 Nov each year
Premium Payment Date	11 Dec and 11th day of each month thereafter
Premium Frequency	Monthly



Insured Details	Name	Date of Birth	Smoker Status	Occupation Group
Life Insured	Anthony Dreyer	21/11/1958	Non Smoker	AA

Benefit Details	Type of Insurance	Premium Type	Benefit Amount	Start Date	Expiry Date	Frequency Premium
Lump Sum	Life Cover	Stepped	\$1,445,677	04/11/2016	04/11/2033	\$713.77
	Total and Permanent Disability (Extension to Life Cover)	Stepped	\$708,606	04/11/2016	04/11/2033	\$426.96
	14 Day Life Cover Buy Back Option			04/11/2016	04/11/2033	
	Total and Permanent Disability (Extension to Critical Illness)	Stepped	\$496,125	04/11/2016	04/11/2024	\$206.11
	14 Day Life Cover Buy Back Option			04/11/2016	04/11/2024	
Total	Stamp duty					\$80.35
	Policy Fee					\$0.00
	Total Premium					\$1,427.19

E-293 S-703 I-1405

Special Terms
 The following Special Term applies to Total and Permanent Disability (Extension to Life Cover) with start date 04/11/2016: We will not pay any Total and Permanent Disability benefits under this Policy for any claim that is caused or contributed to by any disease or disorder of the left shoulder. We will however, give consideration to a claim where the medical evidence clearly shows that the claim has not in any way been caused by, aggravated or complicated by any condition associated with the left shoulder that was diagnosed, or where symptoms became apparent prior to the commencement of this cover.



Policy Schedule

Effective Date: 27 March 2019

Policy Details:

Policy Number	92072102
Policy Owner(s)	Tanya Dreyer Anthony Kym Dreyer ATF The Dreyer Superannuation Fund
Connected Policy	92072189
State Register	SA
Policy Start Date	04/11/2016
Policy Expiry Date	04/11/2033
Annual Review Date	4 Nov each year
Premium Payment Date	11 Apr and 11th day of each month thereafter
Premium Frequency	Monthly

Insured Details

	Name	Date of Birth	Smoker Status	Occupation Group
Life Insured	Anthony Dreyer	21/11/1958	Non Smoker	AA

Benefit Details

	Type of Insurance	Premium Type	Benefit Amount	Start Date	Expiry Date	Frequency Premium
Lump Sum	Life Cover	Stepped	\$1,000,000	04/11/2016	04/11/2033	\$493.73
	Total and Permanent Disability (Extension to Life Cover)	Stepped	\$600,000	04/11/2016	04/11/2033	\$361.52
	14 Day Life Cover Buy Back Option			04/11/2016	04/11/2033	
	Total and Permanent Disability (Extension to Critical Illness)	Stepped	\$400,000	04/11/2016	04/11/2024	\$166.17
Total	Stamp duty					\$65.46
	Policy Fee					\$0.00
	Total Premium					\$1,086.88

Special Terms

The following Special Term applies to Total and Permanent Disability (Extension to Critical Illness) with start date 04/11/2016: We will not pay any Total and Permanent Disability benefits under this Policy for any claim that is caused or contributed to by any disease or disorder of the left shoulder. We will however, give consideration to a claim where the medical evidence clearly shows that the claim has not in any way been caused by, aggravated or complicated by any condition associated with the left shoulder that was diagnosed, or where symptoms became apparent prior to the commencement of this cover.



Dreyer Superannuation Fund
General Ledger

29000 / DRETAN

For The Period 01 July 2018 - 30 June 2019

Transaction Date	Description	Units	Debit	Credit	Balance \$
Life Insurance Premiums (39000)					
<u>(Life Insurance Premiums) Dreyer, Tanya - Accumulation (DRETAN00001A)</u>					
11/12/2018	Direct Debit 000110 MLC Limited 93189649		403.44		403.44 DR
11/01/2019	Direct Debit 000110 MLC Limited 93189649		795.87 (A)		1,199.31 DR
11/02/2019	Direct Debit 000110 MLC Limited 93189649		795.87		1,995.18 DR
12/03/2019	Direct Debit 000110 MLC Limited 93189649		669.18 (B)		2,664.36 DR
11/04/2019	Direct Debit 000110 MLC Limited 93189649		669.18		3,333.54 DR
13/05/2019	Direct Debit 000110 MLC Limited 93189649		669.18		4,002.72 DR
11/06/2019	Direct Debit 000110 MLC Limited 93189649		669.18		4,671.90 DR
			4,671.90		4,671.90 DR

Total Debits: 4,671.90

Total Credits: 0.00



Policy Schedule

Effective Date: 16 November 2018

Policy Details:

Policy Number	93189649
Policy Owner(s)	Tanya Dreyer Anthony Kym Dreyer ATF The Dreyer Super Fund
Connected Policy	93189650
State Register	SA
Policy Start Date	18/12/2016
Policy Expiry Date	18/12/2034
Annual Review Date	18 Dec each year
Premium Payment Date	11 Jan and 11th day of each month thereafter
Premium Frequency	Monthly

Insured Details	Name	Date of Birth	Smoker Status	Occupation Group
Life Insured	Tanya Dreyer	05/01/1960	Non Smoker	Not available

Benefit Details	Type of Insurance	Premium Type	Benefit Amount	Start Date	Expiry Date	Frequency Premium
Lump Sum	Life Cover	Stepped	\$1,021,025	18/12/2016	18/12/2034	\$283.07
	Total and Permanent Disability (Extension to Life Cover)	Stepped	\$524,900	18/12/2016	18/12/2034	\$263.79
	14 Day Life Cover Buy Back Option			18/12/2016	18/12/2034	
	Total and Permanent Disability (Extension to Critical Illness)	Stepped	\$496,125	18/12/2016	18/12/2025	\$194.37
	14 Day Life Cover Buy Back Option			18/12/2016	18/12/2025	
Total	Stamp duty					\$54.64
	Policy Fee					\$0.00
	Total Premium					\$795.87

Client service centre contact details	132 652
--	---------



Policy Schedule

Effective Date: 08 March 2019

Policy Details:

Policy Number	93189649
Policy Owner(s)	Tanya Dreyer Anthony Kym Dreyer ATF The Dreyer Super Fund
Connected Policy	93189650
State Register	SA
Policy Start Date	18/12/2016
Policy Expiry Date	18/12/2034
Annual Review Date	18 Dec each year
Premium Payment Date	11 Mar and 11th day of each month thereafter
Premium Frequency	Monthly

Insured Details	Name	Date of Birth	Smoker Status	Occupation Group
Life Insured	Tanya Dreyer	05/01/1960	Non Smoker	Not available

Benefit Details	Type of Insurance	Premium Type	Benefit Amount	Start Date	Expiry Date	Frequency Premium
Lump Sum	Life Cover	Stepped	\$800,000	18/12/2016	18/12/2034	\$242.83
	Total and Permanent Disability (Extension to Life Cover)	Stepped	\$400,000	18/12/2016	18/12/2034	\$213.99
	14 Day Life Cover Buy Back Option			18/12/2016	18/12/2034	
	Total and Permanent Disability (Extension to Critical Illness)	Stepped	\$400,000	18/12/2016	18/12/2025	\$166.83
Total	Stamp duty					\$45.53
	Policy Fee					\$0.00
	Total Premium					\$669.18

Client service centre contact details	132 652
--	---------

