

CONSULTANT ONLY

Group Name:				
Superfund Name: JARINS SUPERANNUATION FUND				
<input type="checkbox"/> FFR		Year: 2023	Consultant	Reviewer
			Initial:	MJ
			Date:	01/11/23
Notes:				
1. Prestart checks				Yes
Check Trust Deed details check addresses and trustees, beneficiaries are up to date XPM				✓
Confirm Individual office holders address and DOB, Check email, bank account details on client engagement form are correct in XPM				✓
Check Lodgment Status - If download/print prefills and applicable reports and discuss with client				✓
Setup Job in XPM and Create all Tax Returns to be completed under this job, add tax Return and Upload Prefills				✓
Accounting Software used	<input checked="" type="checkbox"/> BGL360	<input type="checkbox"/> MYOB	<input type="checkbox"/> Source Records	<input type="checkbox"/> Other write details
2. Workpapers				
Print Trial Balance				
General ledger Review for reallocations				

Jakins Superannuation Fund
Statement of Taxable Income

For the year ended 30 June 2023

	2023
	\$
Benefits accrued as a result of operations	145,427.04
Less	
Increase in MV of investments	102,814.37
Realised Accounting Capital Gains	881.68
Accounting Trust Distributions	595.30
	<u>104,291.35</u>
Add	
Franking Credits	8,776.71
Taxable Trust Distributions	546.30
	<u>9,323.01</u>
SMSF Annual Return Rounding	(2.70)
Taxable Income or Loss	<u>50,456.00</u>
Income Tax on Taxable Income or Loss	7,568.40
Less	
Franking Credits	8,776.71
 CURRENT TAX OR REFUND	 <u>(1,208.31)</u>
Supervisory Levy	259.00
Income Tax Instalments Raised	(2,559.00)
AMOUNT DUE OR REFUNDABLE	<u>(3,508.31)</u>

Jakins Superannuation Fund
Trial Balance

As at 30 June 2023

*AFTER
 CROME
 ENTRIES*

Last Year	Code	Account Name	Units	Debits	Credits
				\$	\$
	23800	Distributions Received			
(170.22)	23800/LLC.AX	Lendlease Group			159.00
	23800/NDQ.AX	Betashares Nasdaq 100 Etf			436.30
	23900	Dividends Received			
(360.00)	23900/ADH.AX	Adairs Limited			540.00
(210.00)	23900/ALU.AX	Altium Limited			130.00
(100.00)	23900/APX.AX	Appen Limited			
	23900/BEN.AX	Bendigo And Adelaide Bank Limited			1,110.00
(210.00)	23900/BGA.AX	Bega Cheese Limited			400.00
(730.00)	23900/BKW.AX	Brickworks Limited			960.00
(586.00)	23900/BXB.AX	Brambles Limited			698.40
(610.00)	23900/COL.AX	Coles Group Limited.			840.00
(790.00)	23900/CWP.AX	Cedar Woods Properties Limited			1,230.00
(1,005.00)	23900/DTL.AX	Data#3 Limited			1,039.00
	23900/ELD.AX	Elders Limited			309.00
(589.62)	23900/HACK.AX	Betashares Global Cybersecurity Etf			680.75
(420.00)	23900/IVC.AX	Invocare Limited			490.00
(405.00)	23900/JIN.AX	Jumbo Interactive Limited			652.50
(135.00)	23900/MCP.AX	Mcperson's Limited			120.00
(991.00)	23900/MMS.AX	Mcmillan Shakespeare Limited			2,640.00
(900.00)	23900/MND.AX	Monadelphous Group Limited			980.00
(1,143.00)	23900/NAB.AX	National Australia Bank Limited			1,510.00
	23900/NCK.AX	Nick Scali Limited			400.00
	23900/ORA.AX	Orora Limited			340.00
(400.00)	23900/ORG.AX	Origin Energy Limited			660.00
(900.00)	23900/SFC.AX	Schaffer Corporation Limited			1,350.00
(290.00)	23900/SFR.AX	Sandfire Resources Limited			
(632.50)	23900/SGP.AX1	Stockland			837.00
(1,425.00)	23900/SHL.AX	Sonic Healthcare Limited			1,530.00
(650.00)	23900/SOL.AX	Washington H Soul Pattinson & Company Limited			1,410.00
(1,420.00)	23900/SUN.AX	Suncorp Group Limited			1,500.00
(460.00)	23900/SVW.AX	Seven Group Holdings Limited			690.00
	24200	Contributions			

**Jakins Superannuation Fund
Trial Balance**

As at 30 June 2023

After
Create
Entries

Last Year	Code	Account Name	Units	Debits	Credits
				\$	\$
(5,880.00)	24200/JAKKEV00001A	(Contributions) Jakins, Kevin - Accumulation			4,166.40
(20,154.71)	24200/JAKPAU00002A	(Contributions) Jakins, Paul - Accumulation			22,445.54
112,697.20	24700	Changes in Market Values of Investments			13,880.21
	25000	Interest Received			
	25000/CBA10692847	Jakins Superannuation Fund			234.83
	27500	Proceeds from Insurance Policies			
(4,326.83)	27500/JAKKEV00001A	(Proceeds from Insurance Policies) Jakins, Kevin - Accumulation			
	28500	Transfers In			
(14,000.00)	28500/JAKDIA00001A	(Transfers In) Jakins, Dianne - Accumulation			
1,830.00	30100	Accountancy Fees		2,270.00	
259.00	30400	ATO Supervisory Levy		259.00	
375.00	30700	Auditor's Remuneration		385.00	
	31500	Bank Charges		0.11	
	39000	Life Insurance Premiums			
3,871.45	39000/JAKKEV00001A	(Life Insurance Premiums) Jakins, Kevin - Accumulation		4,613.40	
2,812.44	39000/JAKPAU00002A	(Life Insurance Premiums) Jakins, Paul - Accumulation		1,230.22	
144.67	48500	Income Tax Expense			
(62,095.88)	49000	Profit/Loss Allocation Account		17,653.04	
	50010	Opening Balance			
(245,371.09)	50010/JAKDIA00001A	(Opening Balance) Jakins, Dianne - Accumulation			220,322.41
(75,015.69)	50010/JAKKEV00001A	(Opening Balance) Jakins, Kevin - Accumulation			65,774.96
(311,636.67)	50010/JAKPAU00002A	(Opening Balance) Jakins, Paul - Accumulation			266,092.70
	52420	Contributions			
(5,880.00)	52420/JAKKEV00001A	(Contributions) Jakins, Kevin - Accumulation			4,166.40
(20,154.71)	52420/JAKPAU00002A	(Contributions) Jakins, Paul - Accumulation			22,445.54
	52850	Transfers In			
(14,000.00)	52850/JAKDIA00001A	(Transfers In) Jakins, Dianne - Accumulation			0.00
	53100	Share of Profit/(Loss)			
37,931.50	53100/JAKDIA00001A	(Share of Profit/(Loss)) Jakins, Dianne - Accumulation			0.00
11,207.25	53100/JAKKEV00001A	(Share of Profit/(Loss)) Jakins, Kevin - Accumulation			0.00
44,960.73	53100/JAKPAU00002A	(Share of Profit/(Loss)) Jakins, Paul - Accumulation			0.00
	53330	Income Tax			

**Jakins Superannuation Fund
Trial Balance**

As at 30 June 2023

*AFTER
CREATE
ENTRIES*

Last Year	Code	Account Name	Units	Debits	Credits
				\$	\$
1,117.18	53330/JAKDIA00001A	(Income Tax) Jakins, Dianne - Accumulation			0.00
(250.64)	53330/JAKKEV00001A	(Income Tax) Jakins, Kevin - Accumulation			692.01
902.33	53330/JAKPAU00002A	(Income Tax) Jakins, Paul - Accumulation			184.54
	53800	Contributions Tax			
882.00	53800/JAKKEV00001A	(Contributions Tax) Jakins, Kevin - Accumulation		624.96	
3,023.18	53800/JAKPAU00002A	(Contributions Tax) Jakins, Paul - Accumulation		3,366.87	
	53900	Insurance Policy Proceeds			
(4,326.83)	53900/JAKKEV00001A	(Insurance Policy Proceeds) Jakins, Kevin - Accumulation			0.00
	53920	Life Insurance Premiums			
3,871.45	53920/JAKKEV00001A	(Life Insurance Premiums) Jakins, Kevin - Accumulation		4,613.40	
2,812.44	53920/JAKPAU00002A	(Life Insurance Premiums) Jakins, Paul - Accumulation		1,230.22	
	54500	Benefits Paid/Transfers Out			
3,737.50	54500/JAKKEV00001A	(Benefits Paid/Transfers Out) Jakins, Kevin - Accumulation			0.00
14,000.00	54500/JAKPAU00002A	(Benefits Paid/Transfers Out) Jakins, Paul - Accumulation			0.00
	60400	Bank Accounts			
77,238.48	60400/CBA10692847	Jakins Superannuation Fund		68,799.11	
	77600	Shares in Listed Companies (Australian)			
5,730.00	77600/ADH.AX	Adairs Limited	3,000.0000	5,730.00	
13,455.00	77600/ALU.AX	Altium Limited	0.0000		0.00
5,610.00	77600/APX.AX	Appen Limited	2,000.0000	8,269.95	
9,070.00	77600/BEN.AX	Bendigo And Adelaide Bank Limited	2,000.0000	18,939.95	
15,280.00	77600/BGA.AX	Bega Cheese Limited	4,000.0000	15,280.00	
27,810.00	77600/BKW.AX	Brickworks Limited	1,500.0000	27,810.00	
21,420.00	77600/BXB.AX	Brambles Limited	1,000.0000	10,150.00	
	77600/CKF.AX	Collins Foods Limited	1,000.0000	8,319.95	
17,810.00	77600/COL.AX	Coles Group Limited.	1,500.0000	25,829.95	
14,720.00	77600/CWP.AX	Cedar Woods Properties Limited	5,000.0000	19,319.14	
27,960.00	77600/DTL.AX	Data#3 Limited	4,000.0000	13,944.03	
	77600/ELD.AX	Elders Limited	2,000.0000	18,094.85	
1,890.00	77600/ERD.AX	Eroad Limited	0.0000		0.00
2,325.00	77600/EVS.AX	Envirosuite Limited	30,000.0000	4,257.45	
8,710.00	77600/HACK.AX	Betashares Global Cybersecurity Etf	1,000.0000	8,509.95	

Jakins Superannuation Fund

Trial Balance

As at 30 June 2023

*AFTER
CREATE
ENTRIES*

Last Year	Code	Account Name	Units	Debits	Credits
				\$	\$
20,920.00	77600/IVC.AX	Invocare Limited	0.0000		0.00
14,220.00	77600/JIN.AX	Jumbo Interactive Limited	2,000.0000	27,734.90	
2,780.00	77600/KGN.AX	Kogan.com Ltd	2,000.0000	6,099.95	
8,730.00	77600/LYC.AX	Lynas Rare Earths Limited	1,000.0000	8,730.00	
1,965.00	77600/MCP.AX	Mcperson's Limited	3,000.0000	1,965.00	
19,480.00	77600/MMS.AX	Mcmillan Shakespeare Limited	2,000.0000	19,480.00	
19,900.00	77600/MND.AX	Monadelphous Group Limited	2,000.0000	19,900.00	
27,390.00	77600/NAB.AX	National Australia Bank Limited	1,000.0000	27,390.00	
	77600/NCK.AX	Nick Scali Limited	1,000.0000	10,789.95	
6,180.00	77600/NEA.AX	Nearmap Ltd	0.0000		10,209.90
5,475.00	77600/ORA.AX	Orora Limited	2,000.0000	7,159.95	
11,460.00	77600/ORG.AX	Origin Energy Limited	0.0000		0.00
3,478.00	77600/QHL.AX	Quickstep Holdings Limited	9,400.0000	3,478.00	
8,250.00	77600/RUL.AX	Rpmglobal Holdings Limited	0.0000		0.00
17,720.00	77600/SFC.AX	Schaffer Corporation Limited	1,500.0000	26,614.95	
4,450.00	77600/SFR.AX	Sandfire Resources Limited	0.0000		0.00
9,025.00	77600/SGP.AX1	Stockland	4,000.0000	14,029.34	
49,515.00	77600/SHL.AX	Sonic Healthcare Limited	1,500.0000	49,515.00	
23,540.00	77600/SOL.AX	Washington H Soul Pattinson & Company Limited	1,500.0000	36,254.95	
32,940.00	77600/SUN.AX	Suncorp Group Limited	3,000.0000	32,940.00	
16,610.00	77600/SVW.AX	Seven Group Holdings Limited	1,500.0000	25,229.95	
	77600/WES.AX	Wesfarmers Limited	250.0000	12,254.95	
	78200	Units in Listed Unit Trusts (Australian)			
	78200/APA.AX1	APA Group	1,000.0000	10,129.95	
9,110.00	78200/LLC.AX	Lendlease Group	1,000.0000	9,110.00	
13,355.00	78200/NDQ.AX	Betashares Nasdaq 100 Etf	500.0000	13,355.00	
1,529.33	85000	Income Tax Payable/Refundable		2,559.00	
(2,490.89)	86000	PAYG Payable		36.00	
(22,369.85)	88000	Sundry Creditors			0.00
				654,257.39	654,257.39

Current Year Profit/(Loss): 55,611.20

Interest & Estimated Dividend Summary

1 JULY 2022 - 30 JUNE 2023

23800 + 23900



SHARES - 2170788 - HIN 35537228

MRS DIANNE ELIZABETH JAKINS + MR PAUL DOUGLAS JAKINS <JAKINS SUPER FUND A/C>

ESTIMATED DIVIDEND SUMMARY

ADH - ADAIRS LIMITED FPO (ORDINARY FULLY PAID)

Ex-div date	Payment Date	Type	Dividend per share	Units	Est. Unfranked Amount	Est. Franked Amount	Est. Total Dividend	Est. Franking Credit
20-Mar-2023	06-Apr-2023	Interim	\$0.0800	3,000	\$0.00	\$240.00	\$240.00	\$102.86
05-Sep-2022	23-Sep-2022	Interim	\$0.1000	3,000	\$0.00	\$300.00	\$300.00	\$128.57
Sub Total					\$0.00	\$540.00	\$540.00	\$231.43

ALU - ALTIUM LIMITED FPO (ORDINARY FULLY PAID)

Ex-div date	Payment Date	Type	Dividend per share	Units	Est. Unfranked Amount	Est. Franked Amount	Est. Total Dividend	Est. Franking Credit
05-Sep-2022	27-Sep-2022	Final	\$0.2600	500	\$0.00	\$130.00	\$130.00	\$55.71
Sub Total					\$0.00	\$130.00	\$130.00	\$55.71

BEN - BENDIGO AND ADELAIDE FPO (ORDINARY FULLY PAID)

Ex-div date	Payment Date	Type	Dividend per share	Units	Est. Unfranked Amount	Est. Franked Amount	Est. Total Dividend	Est. Franking Credit
06-Mar-2023	31-Mar-2023	Interim	\$0.2900	2,000	\$0.00	\$580.00	\$580.00	\$248.57
05-Sep-2022	29-Sep-2022	Final	\$0.2650	2,000	\$0.00	\$530.00	\$530.00	\$227.14
Sub Total					\$0.00	\$1,110.00	\$1,110.00	\$475.71

BGA - BEGA CHEESE LTD FPO (ORDINARY FULLY PAID)

Ex-div date	Payment Date	Type	Dividend per share	Units	Est. Unfranked Amount	Est. Franked Amount	Est. Total Dividend	Est. Franking Credit
28-Feb-2023	23-Mar-2023	Interim	\$0.0450	4,000	\$0.00	\$180.00	\$180.00	\$77.14
31-Aug-2022	23-Sep-2022	Final	\$0.0550	4,000	\$0.00	\$220.00	\$220.00	\$94.29
Sub Total					\$0.00	\$400.00	\$400.00	\$171.43

BKW - BRICKWORKS LIMITED FPO (ORDINARY FULLY PAID)

Ex-div date	Payment Date	Type	Dividend per share	Units	Est. Unfranked Amount	Est. Franked Amount	Est. Total Dividend	Est. Franking Credit
06-Apr-2023	02-May-2023	Interim	\$0.2300	1,500	\$0.00	\$345.00	\$345.00	\$147.86
01-Nov-2022	23-Nov-2022	Final	\$0.4100	1,500	\$0.00	\$615.00	\$615.00	\$263.57
Sub Total					\$0.00	\$960.00	\$960.00	\$411.43


BXB - BRAMBLES LIMITED FPO (ORDINARY FULLY PAID)

Ex-div date	Payment Date	Type	Dividend per share	Units	Est. Unfranked Amount	Est. Franked Amount	Est. Total Dividend	Est. Franking Credit
08-Mar-2023	13-Apr-2023	Interim	\$0.1767	2,000	\$229.80	\$123.60	\$353.40	\$52.97
07-Sep-2022	13-Oct-2022	Final	\$0.1725	2,000	\$224.20	\$120.80	\$345.00	\$51.77
Sub Total					\$454.00	\$244.40	\$698.40	\$104.74

Interest & Estimated Dividend Summary

1 JULY 2022 - 30 JUNE 2023

23800/139.00



COL - COLES GROUP FPO (ORDINARY FULLY PAID)

Ex-div date	Payment Date	Type	Dividend per share	Units	Est. Unfranked Amount	Est. Franked Amount	Est. Total Dividend	Est. Franking Credit
✓ 02-Mar-2023	30-Mar-2023	Interim	\$0.3600	1,500	\$0.00	\$540.00 ✓	\$540.00	\$231.43 ✓
02-Sep-2022	28-Sep-2022	Final	\$0.3000	1,000	\$0.00	\$300.00	\$300.00	\$128.57 ✓
Sub Total					\$0.00	\$840.00 ✓	\$840.00 ✓	\$360.00 ✓

CWP - CEDAR WOODS PROP. FPO (ORDINARY FULLY PAID)

Ex-div date	Payment Date	Type	Dividend per share	Units	Est. Unfranked Amount	Est. Franked Amount	Est. Total Dividend	Est. Franking Credit
✓ 28-Mar-2023	28-Apr-2023	Interim	\$0.1300	5,000	\$0.00	\$650.00 ✓	\$650.00	\$278.57 ✓
28-Sep-2022	28-Oct-2022	Final	\$0.1450	4,000	\$0.00	\$580.00	\$580.00	\$248.57 ✓
Sub Total					\$0.00	\$1,230.00 ✓	\$1,230.00 ✓	\$527.14 ✓

DTL - DATA#3 LIMITED FPO (ORDINARY FULLY PAID)

Ex-div date	Payment Date	Type	Dividend per share	Units	Est. Unfranked Amount	Est. Franked Amount	Est. Total Dividend	Est. Franking Credit
✓ 16-Mar-2023	31-Mar-2023	Interim	\$0.1000	4,000	\$0.00	\$400.00 ✓	\$400.00	\$171.43 ✓
15-Sep-2022	30-Sep-2022	Final	\$0.1065	6,000	\$0.00	\$639.00	\$639.00	\$273.86 ✓
Sub Total					\$0.00	\$1,039.00 ✓	\$1,039.00 ✓	\$445.29 ✓

ELD - ELDERS LIMITED FPO (ORDINARY FULLY PAID)

Ex-div date	Payment Date	Type	Dividend per share	Units	Est. Unfranked Amount	Est. Franked Amount	Est. Total Dividend	Est. Franking Credit
23-May-2023	22-Jun-2023	Interim	\$0.2300	2,000	\$322.00	\$138.00	\$460.00	\$59.14 ?
Sub Total					\$322.00	\$138.00	\$460.00 ✓	\$59.14 ?

HACK - BETA GLOBAL CYBER ETF UNITS (BETASHARES GLOBAL CYBERSECURITY ETF)

Ex-div date	Payment Date	Type	Dividend per share	Units	Est. Unfranked Amount	Est. Franked Amount	Est. Total Dividend	Est. Franking Credit
01-Jul-2022	18-Jul-2022	Final	\$0.6808	1,000	\$680.75	\$0.00	\$680.75	\$0.00
Sub Total					\$680.75	\$0.00	\$680.75 ✓	\$0.00

IVC - INVOCARE LIMITED FPO (ORDINARY FULLY PAID)

Ex-div date	Payment Date	Type	Dividend per share	Units	Est. Unfranked Amount	Est. Franked Amount	Est. Total Dividend	Est. Franking Credit
02-Mar-2023	06-Apr-2023	Final	\$0.1100	2,000	\$0.00	\$220.00	\$220.00 ✓	\$94.29
01-Sep-2022	06-Oct-2022	Interim	\$0.1350	2,000	\$0.00	\$270.00	\$270.00 ✓	\$115.71 ✓
Sub Total					\$0.00	\$490.00	\$490.00 ✓	\$210.00 ✓

JIN - JUMBO INTERACTIVE FPO (ORDINARY FULLY PAID)

Ex-div date	Payment Date	Type	Dividend per share	Units	Est. Unfranked Amount	Est. Franked Amount	Est. Total Dividend	Est. Franking Credit
✓ 02-Mar-2023	17-Mar-2023	Interim	\$0.2300	1,500	\$0.00	\$345.00	\$345.00	\$147.86 ✓
✓ 01-Sep-2022	23-Sep-2022	Final	\$0.2050	1,500	\$0.00	\$307.50	\$307.50	\$131.79 ✓
Sub Total					\$0.00	\$652.50	\$652.50 ✓	\$279.65 ✓

23800 / 23900



CommSec

Interest & Estimated Dividend Summary

1 JULY 2022 - 30 JUNE 2023

LLC - LENDLEASE GROUP STAPLED (FULLY PAID ORDINARY/UNITS STAPLED SECURITIES)

23800 / LLC

Ex-div date	Payment Date	Type	Dividend per share	Units	Est. Unfranked Amount	Est. Franked Amount	Est. Total Dividend	Est. Franking Credit
17-Feb-2023	08-Mar-2023	Interim	\$0.0490	1,000	\$49.00	\$0.00	\$49.00	\$0.00
26-Aug-2022	21-Sep-2022	Final	\$0.1100	1,000	\$67.20	\$42.80	\$110.00	\$18.34
Sub Total					\$116.20	\$42.80	\$159.00	\$18.34

MCP - MCPHERSON'S LTD FPO (ORDINARY FULLY PAID)

Ex-div date	Payment Date	Type	Dividend per share	Units	Est. Unfranked Amount	Est. Franked Amount	Est. Total Dividend	Est. Franking Credit
20-Mar-2023	06-Apr-2023	Interim	\$0.0200	3,000	\$0.00	\$60.00	\$60.00	\$25.71
05-Sep-2022	23-Sep-2022	Final	\$0.0200	3,000	\$0.00	\$60.00	\$60.00	\$25.71
Sub Total					\$0.00	\$120.00	\$120.00	\$51.42

MMS - MCMILLAN SHAKESPEARE FPO (ORDINARY FULLY PAID)

Ex-div date	Payment Date	Type	Dividend per share	Units	Est. Unfranked Amount	Est. Franked Amount	Est. Total Dividend	Est. Franking Credit
09-Mar-2023	24-Mar-2023	Interim	\$0.5800	2,000	\$0.00	\$1,160.00	\$1,160.00	\$497.14
26-Oct-2022	10-Nov-2022	Final	\$0.7400	2,000	\$0.00	\$1,480.00	\$1,480.00	\$634.29
Sub Total					\$0.00	\$2,640.00	\$2,640.00	\$1,131.43

MND - MONADELPHOUS GROUP FPO (ORDINARY FULLY PAID)

Ex-div date	Payment Date	Type	Dividend per share	Units	Est. Unfranked Amount	Est. Franked Amount	Est. Total Dividend	Est. Franking Credit
09-Mar-2023	31-Mar-2023	Interim	\$0.2400	2,000	\$0.00	\$480.00	\$480.00	\$205.71
08-Sep-2022	30-Sep-2022	Final	\$0.2500	2,000	\$0.00	\$500.00	\$500.00	\$214.29
Sub Total					\$0.00	\$980.00	\$980.00	\$420.00

NAB - NATIONAL AUST. BANK FPO (ORDINARY FULLY PAID)

Ex-div date	Payment Date	Type	Dividend per share	Units	Est. Unfranked Amount	Est. Franked Amount	Est. Total Dividend	Est. Franking Credit
15-Nov-2022	14-Dec-2022	Final	\$0.7800	1,000	\$0.00	\$780.00	\$780.00	\$334.29
11-May-2022	05-Jul-2022	Interim	\$0.7300	1,000	\$0.00	\$730.00	\$730.00	\$312.86
Sub Total					\$0.00	\$1,510.00	\$1,510.00	\$647.15

NCK - NICK SCALI LIMITED FPO (ORDINARY FULLY PAID)

Ex-div date	Payment Date	Type	Dividend per share	Units	Est. Unfranked Amount	Est. Franked Amount	Est. Total Dividend	Est. Franking Credit
06-Mar-2023	28-Mar-2023	Interim	\$0.4000	1,000	\$0.00	\$400.00	\$400.00	\$171.43
Sub Total					\$0.00	\$400.00	\$400.00	\$171.43

23800/23900



Interest & Estimated Dividend Summary

1 JULY 2022 - 30 JUNE 2023

NDQ - BETASHARES NASDAQ100 ETF UNITS (BETASHARES NASDAQ 100 ETF)

Ex-div date	Payment Date	Type	Dividend per share	Units	Est. Unfranked Amount	Est. Franked Amount	Est. Total Dividend	Est. Franking Credit
03-Jan-2023	18-Jan-2023	Interim	\$0.0310	500	\$15.51	\$0.00	\$15.51	\$0.00
01-Jul-2022	18-Jul-2022	Final	\$0.8416	500	\$420.79	\$0.00	\$420.79	\$0.00
Sub Total					\$436.30	\$0.00	\$436.30	\$0.00

ORA - ORORA LIMITED FPO (ORDINARY FULLY PAID)

Ex-div date	Payment Date	Type	Dividend per share	Units	Est. Unfranked Amount	Est. Franked Amount	Est. Total Dividend	Est. Franking Credit
01-Mar-2023	12-Apr-2023	Interim	\$0.0850	2,000	\$170.00	\$0.00	\$170.00	\$0.00
05-Sep-2022	10-Oct-2022	Final	\$0.0850	2,000	\$170.00	\$0.00	\$170.00	\$0.00
Sub Total					\$340.00	\$0.00	\$340.00	\$0.00

ORG - ORIGIN ENERGY FPO (ORDINARY FULLY PAID)

Ex-div date	Payment Date	Type	Dividend per share	Units	Est. Unfranked Amount	Est. Franked Amount	Est. Total Dividend	Est. Franking Credit
28-Feb-2023	24-Mar-2023	Interim	\$0.1650	2,000	\$0.00	\$330.00	\$330.00	\$141.43
06-Sep-2022	30-Sep-2022	Final	\$0.1650	2,000	\$82.40	\$247.60	\$330.00	\$106.11
Sub Total					\$82.40	\$577.60	\$660.00	\$247.54

SFC - SCHAFER CORP. LTD. FPO (ORDINARY FULLY PAID)

Ex-div date	Payment Date	Type	Dividend per share	Units	Est. Unfranked Amount	Est. Franked Amount	Est. Total Dividend	Est. Franking Credit
09-Mar-2023	17-Mar-2023	Interim	\$0.4500	1,500	\$0.00	\$675.00	\$675.00	\$289.29
08-Sep-2022	23-Sep-2022	Final	\$0.4500	1,500	\$0.00	\$675.00	\$675.00	\$289.29
Sub Total					\$0.00	\$1,350.00	\$1,350.00	\$578.58

SGP - STOCKLAND STAPLED (FULLY PAID ORDINARY/UNITS STAPLED SECURITIES)

Ex-div date	Payment Date	Type	Dividend per share	Units	Est. Unfranked Amount	Est. Franked Amount	Est. Total Dividend	Est. Franking Credit
29-Dec-2022	28-Feb-2023	Interim	\$0.1180	4,000	\$472.00	\$0.00	\$472.00	\$0.00
29-Jun-2022	31-Aug-2022	Final	\$0.1460	2,500	\$365.00	\$0.00	\$365.00	\$0.00
Sub Total					\$837.00	\$0.00	\$837.00	\$0.00

SHL - SONIC HEALTHCARE FPO (ORDINARY FULLY PAID)

Ex-div date	Payment Date	Type	Dividend per share	Units	Est. Unfranked Amount	Est. Franked Amount	Est. Total Dividend	Est. Franking Credit
07-Mar-2023	22-Mar-2023	Interim	\$0.4200	1,500	\$0.00	\$630.00	\$630.00	\$270.00
06-Sep-2022	21-Sep-2022	Final	\$0.6000	1,500	\$0.00	\$900.00	\$900.00	\$385.71
Sub Total					\$0.00	\$1,530.00	\$1,530.00	\$655.71

23800/23900



Interest & Estimated Dividend Summary

1 JULY 2022 - 30 JUNE 2023

SOL - SOUL PATTINSON (W.H) FPO (ORDINARY FULLY PAID)

Ex-div date	Payment Date	Type	Dividend per share	Units	Est. Unfranked Amount	Est. Franked Amount	Est. Total Dividend	Est. Franking Credit
✓ 19-Apr-2023	12-May-2023	Interim	\$0.3600	1,500	\$0.00	\$540.00	\$540.00	\$231.43 ✓
✓ 18-Nov-2022	12-Dec-2022	Final	\$0.5800	1,500	\$0.00	\$870.00	\$870.00	\$372.86 ✓
Sub Total					\$0.00	\$1,410.00	\$1,410.00 ✓	\$604.29 ✓

SUN - SUNCORP GROUP LTD FPO (ORDINARY FULLY PAID)

Ex-div date	Payment Date	Type	Dividend per share	Units	Est. Unfranked Amount	Est. Franked Amount	Est. Total Dividend	Est. Franking Credit
14-Feb-2023	31-Mar-2023	Interim	\$0.3300	3,000	\$0.00	\$990.00	\$990.00	\$424.29
12-Aug-2022	21-Sep-2022	Final	\$0.1700	3,000	\$0.00	\$510.00	\$510.00	\$218.57 ✓
Sub Total					\$0.00	\$1,500.00	\$1,500.00 ✓	\$642.86 ✓

SVW - SEVEN GROUP HOLDINGS FPO (ORDINARY FULLY PAID)

Ex-div date	Payment Date	Type	Dividend per share	Units	Est. Unfranked Amount	Est. Franked Amount	Est. Total Dividend	Est. Franking Credit
✓ 11-Apr-2023	05-May-2023	Interim	\$0.2300	1,500	\$0.00	\$345.00	\$345.00	\$147.86 ✓
✓ 15-Sep-2022	28-Oct-2022	Final	\$0.2300	1,500	\$0.00	\$345.00	\$345.00	\$147.86 ✓
Sub Total					\$0.00	\$690.00	\$690.00 ✓	\$295.72 ✓
TOTAL					\$3,268.65	\$20,524.30	\$23,792.95	\$8,796.14

ESTIMATED INTEREST RECEIVED

There are no transactions on this account.

TOTAL

\$0.00

INTEREST INCOME SUMMARY

Account	Interest
CDIA - 10692847	\$234.83 ✓
TOTAL	\$234.83

23800/23900



Interest & Estimated Dividend Summary

1 JULY 2022 - 30 JUNE 2023

This statement only provides information for CDIA accounts that have been designated as the settlement account for your Commonwealth Securities Limited Share Trading account as at 30 June. Please refer to NetBank for interest income from all other CBA accounts.

The interest shown is net of any non-resident or TFN withholding tax (if applicable). Please refer to Netbank for bank fees paid on your designated CDIA settlement account in the financial year.

(1) This is an estimate prepared by Commonwealth Securities Limited based upon units that you hold in accordance with our records and may not distinguish between cash dividends or dividends reinvested through any particular company's dividend reinvestment plan. Your actual entitlement will be determined by information recorded in the company's share registry at the relevant record dates. Amounts that may have been withheld for failing to provide your tax file number to your share registries are not disclosed on this report.

Dividends are estimated by CommSec based on the total registered Units held on the Record Date of the dividend. The following fields are estimated in accordance with the calculations outlined below:

- (a) Units = Total registered units of security held on the Record Date of the dividend
- (b) Est. Unfranked Amount = Units X Dividend per security X Unfranked %
- (c) Est. Franked Amount = Units X Dividend per security X Franked %
- (d) Est. Franking Credit = (Est. Franked Amount X company tax rate)/(100 - company tax rate)
- (e) Est. Total Dividend = Units x Dividend per security

(2) In order to be eligible to claim the benefit of a franking credit, you must be a 'qualified person'. You will be a qualified person if you satisfy:

One of the specific concessions in the legislation (for example, you are an individual whose total franking credit entitlement for the income year does not exceed \$5,000); and/or

The 45-day rule

The 45-day rule requires that if you are an Australian tax resident shareholder, you must have held the security 'at risk' for at least 45 consecutive days, not including date of purchase and date of sale. Where the 45 day holding requirement has not been satisfied, the 45-day rule may apply to deny the franking credits attached to the dividend received in respect of the particular security. The 45-day rule is complex. You should obtain your own taxation advice to understand how these provisions apply to you.

Please refer to the statements provided by the Share Registry for tax return purposes. These may include details of any foreign tax credits you may be entitled to and breakdown of any trust distribution you may have received.

For details of the components of your ASX listed trust distributions you will need to refer to the Annual Tax Statement issued by the trust manager.

The total brokerage outlined does not include any rebates you may have received over the financial year. Refer to your transaction statement records for this information.

This report only includes an estimate of dividends paid for holdings held with Commonwealth Securities Limited as at the ex-dividend date. For instance, any dividends paid prior to holdings being transferred to Commonwealth Securities Limited are not included.

This statement is an estimated summary document only and it is not intended to replace any document which contains information that may be required for taxation purposes. You should therefore refer to your CHESS statements, dividend statements, confirmation contract notes and other investment or bank account statements for your records in this regard. This statement may not include information on accounts which have been closed, switched product type, transferred Holder Identification Number (HIN), or switched Participant Identification Number (PID) during the financial year.

This statement is issued by Commonwealth Securities Limited ABN 60 067 254 399 AFSL 238814 (CommSec), a wholly owned but non-guaranteed subsidiary of the Commonwealth Bank of Australia ABN 48 123 123 124 AFSL 234945. CommSec is a Market Participant of ASX Limited and Cboe Australia Pty Limited, a Clearing Participant of ASX Clear Pty Limited and a Settlement Participant of ASX Settlement Pty Limited. Information contained in this statement is believed to be accurate at the time the statement is generated. CBA and its subsidiaries do not accept any liability for any errors or omissions contained in this statement, or any responsibility for any action taken in reliance on this statement. This document contains general information only and does not take into account your individual objectives, financial and taxation situations or needs. Before acting on the information, consider the appropriateness of your own objectives, needs, financial and taxation situation and, if necessary, seek appropriate independent financial and taxation advice. CBA is not a registered tax (financial) adviser under the Tax Agent Services Act 2009. If there are any errors in this statement, please contact us.

Address: Commonwealth Securities Limited, Locked Bag 22, Australia Square NSW 1215 | Phone: 13 15 19 | Website: www.commsec.com.au

If you are not satisfied with the service or advice you receive from us, you are entitled to complain. We have established procedures to ensure that all enquiries and complaints are properly dealt with. Please refer to our Financial Services Guide for more information. If an issue has not been resolved to your satisfaction, you can lodge a complaint with the Australian Financial Complaints Authority. AFCA provides fair and independent financial services complaint resolution that is free to consumers. Website: www.afca.org.au, Telephone: 1800 931 678 (free call), Email: info@afca.org.au, In writing to: Australian Financial Complaints Authority, GPO Box 3, Melbourne VIC 3001.

Interest & Estimated Dividend Summary

1 JULY 2022 - 30 JUNE 2023

23800/23900



CommSec

GLOSSARY

Units	The number of registered securities that you own.
Unit Price	The Portfolio Valuation 'Unit Price' is calculated using a 'Reference' Price provided by the ASX which takes into account an adjustment to determine value at Close of Market if the Security does not trade in the Closing Single Price Auction on the Valuation Date.
Brokerage	The fee or charge that is paid by you when transacting a buy or sell.
Holder Identification Number (HIN)	When you are CHESS sponsored with a Broker you will be issued a unique number, called a HIN. Multiple holdings can be registered under the single HIN. A HIN starts with the letter X and usually followed by 10 numbers, e.g. X0001234567.
Dividend	A dividend is a payment made to shareholders from the company. This payment is a portion of the company's profits. ASX listed companies typically pay dividends twice a year, usually as an 'interim' dividend and a 'final dividend'. From time to time, a company may also pay a 'special' dividend.
Ex-dividend date	The ex-dividend date occurs two business days before the company's Record Date. To be entitled to a dividend a shareholder must have purchased the shares before the ex-dividend date. If you purchase shares on or after that date, the previous owner of the shares (and not you) is entitled to the dividend.
Interim dividend	A dividend paid during the year, usually accompanying a company's interim financial statements.
Final dividend	A dividend paid at the end of a company's financial year, representing a return based on the previous twelve months' financial performance and the future outlook.
Special dividend	A dividend paid by the company outside typical recurring (interim and final) dividend cycle.
Record date	The record date is the date the share registries use in determining who is entitled to a dividend or entitlement associated with a security. Those who held the security in the company and were on the register on the record date are eligible for the entitlement.
Payment date	The date on which a declared dividend is scheduled to be paid.
Unfranked dividend	Dividends which do not carry a franking credit.
Franked dividend	Franked dividends are paid to security holders out of profits on which the company has already paid tax.
Franking /Imputation Credit	A franking credit is your share of tax paid by a company on the profits from which your dividend is paid. They are also known as Imputation Credits.
Total subscription	Total subscription can include, but is not limited to market data and research subscription fees and share trade alerts.
Other fees	Other fees can include, but are not limited to: Off market transfer fees, conditional trading fees, rejection fees, early and late settlement fees, fail fees, SRN query, rebooking fees, cheque payment fee or cheque dishonour fees and the printing and posting of contract notes.
Corporate action (CA)	Any action initiated by the company or corporation, for the purpose of giving an entitlement to shareholders.

TAX INVOICE

Jakins Superannuation Fund
9 Hayes St
BUNBURY WA 6230
AUSTRALIA
ABN: 26 767 933 299

Invoice Date
8 May 2023

Invoice Number
INV-30178

ABN
60 600 197 000

4You Accounting & Taxation
PO Box 840
ROCKINGHAM WA 6968
AUSTRALIA

2,270

Description	Quantity	Unit Price	GST	Amount AUD
Preparation of Financial Statements and prepare compliance documents for the year ended 30 June 2022. <i>30100</i>	1.00	1,400.00	10%	1,400.00
Correspondence and advice for the period to date.				
Back date Registration of PAYGW for the lump sum payment payment in May 2022. <i>30100</i>	1.00	300.00	10%	300.00
Prepare and Lodgement Amended June 2022 Instalment Activity statement.				
Review lump sum payment meets the conditions of release under the SIS Act and the funds trust deed.				
Income Tax Return Preparation of compliance documents and lodgement of Self Managed Superannuation Fund Taxation Return the year ended 30 June 2022. <i>30100</i>	1.00	363.64	10%	363.64
2022 SMSF Audit - A.W Boys <i>30700</i>	1.00	350.00	10%	350.00
			Subtotal	2,413.64
			TOTAL GST 10%	241.36
			TOTAL AUD	2,655.00
			Less Amount Paid	2,655.00
			AMOUNT DUE AUD	0.00

Due Date: 22 May 2023

PLEASE INCLUDE YOUR INVOICE NO. IN BANKING REFERENCE IF MAKING PAYMENT ONLINE

BSB 066159

A/c no. 10935332

Credit Card payment is also available by contacting our office on 08 9528 5863.

When paying by cheque, please complete this payment advice, detach and post to the address provided. Please note that our terms are 14 days and overdue accounts are liable for additional fees relating to debt collection and recovery (calculated based on up to 35% of the unpaid balance).

39000/

Jakins Superannuation Fund Member Accounts for 2023 Financial Year

Account No. 001 002 003
 Member: Paul Jakins Dianne Jakins Kevin Jakins

Date Received	C	Amounts	Balance	Date Received	C	Amounts	Balance	Date Received	C	Amounts	Balance
Opening Balance		266,092.70		Opening Balance		220,322.41		Opening Balance		65,774.96	
			266,092.70				220,322.41				65,774.96
Contributions				Contributions				Contributions			
05-Jul-2022	BC	1,565.06						07-Oct-2022	SR	1,545.60	
11-Aug-2022	BC	1,636.83						08-Jan-2023	SR	1,310.40	
27-Sep-2022	BC	2,502.56						12-Apr-2023	SR	1,310.40	
17-Oct-2022	BC	1,639.68									
24-Nov-2022	BC	1,639.68									
18-Jan-2023	BC	891.58									
	BC	934.60									
06-Feb-2023	BC	819.84									
	BC	891.58									
	BC	819.84									
	BC	834.18									
17-Feb-2023	BC	834.18									
02-Mar-2023	BC	819.84									
21-Mar-2023	BC	819.84									
27-Apr-2023	BC	819.84									
	BC	848.53									
	BC	819.84									
04-May-2023	BC	834.18									
26-May-2023	BC	819.84									
02-Jun-2023	BC	819.84									
19-Jun-2023	BC	834.18									
Contribution Total		22,445.54		Contribution Total		0.00		Contribution Total		4,166.40	
Insurance Claim		0.00		N.E.T. Received		14,000.00		Insurance Claim		0.00	
Credit Total			22,445.54	Credit Total			14,000.00	Credit Total			4,166.40
Non Earning Transfer		-14,000.00		Non Earning Transfer		n/a		Non Earning Transfer		n/a	
Life Insurance		-1,230.22		Life Insurance		n/a		Life Insurance		-4,613.40	
Contribution Tax		-3,366.83		Contribution Tax		n/a		Contribution Tax		-624.96	
Insurance Payout		0.00		Insurance Payout		n/a		Insurance Payout		0.00	
Withholding Tax		0.00		Withholding Tax		n/a		Withholding Tax		0.00	
Debit Total			-18,597.05	Debit Total			0.00	Debit Total			-5,238.36
			269,941.19				234,322.41				64,703.00
Yearly Returns			58,945.99	Yearly Returns			51,168.06	Yearly Returns			14,128.94
End of Year Accountancy Adjustment			0.00	End of Year Accountancy Adjustment			0.00	End of Year Accountancy Adjustment			0.00
Account Balance 30/6/23			<u>328,887.18</u>	Account Balance 30/6/23			<u>285,490.47</u>	Account Balance 30/6/23			<u>78,831.94</u>

4,166.40
 24,200/JAK KEV

39000/JAK PAU

39000/JAK KEV

390 00 / JAK KEV

9 February 2023

└ 000918

Private & Confidential

Jakins Superannuation Fund ✓
51b Westhaven Drive
WOODVALE WA 6026

Anniversary notice for Accelerated Protection
Policy Number: 1550489

Dear Trustee,

We are writing to let you know that your **policy is approaching its anniversary**. In this letter, you'll find important information that explains any updates to your policy and premium changes. To assist with your understanding of some important Life Insurance terminology, we have included a more detailed explanation in the Glossary at the end of this letter.

The below table includes a summary of your cover, including your new Benefit Amounts and Premiums, applicable from **25 March 2023**.

Policy Summary

Life Insured: Kevin Robert Jakins ✓

Your Plan	Premium Type	Inflation Protection	Benefit Amount	Premium (yearly)
Life Insurance Plan	Stepped	×	\$500,000	\$394.13
TPD Insurance (Attached) - Superlink - Death Buy-Back Option	Stepped	×	\$500,000	\$583.99
Income Protection Plan Super Indemnity Waiting Period 4 Weeks Benefit Period To age 65 - Superlink IP - Increasing Claims Option	Stepped	×	\$3,978 [#]	\$2,971.54
Income Protection Plan Super Indemnity Waiting Period 4 Weeks Benefit Period To age 65 - Superlink IP - Increasing Claims Option	Stepped	×	\$896 [#]	\$663.74

Your new total yearly premium is \$4,613.40* ✓

*includes Policy Fee and Stamp Duty (if applicable)

Your next payment amount may differ from your new premium if you have a credit or outstanding amount due on your policy.

[#] In the event of a claim, the Benefit Amount payable will depend on the circumstances relating to your claim, the Plan type and options you have chosen and may be less than the Benefit Amount shown in the Policy Summary table above.

For example:



633TW04_Anniversary_Email_4172/000918/004744

39000/JAKKEV

- if you claim and your income has reduced or the Benefit Amount has increased due to Inflation Protection but your income has not increased to the same extent, the amount payable to you will be reduced to reflect your actual income.

You should also consider if the Benefit Amount continues to meet your needs. Talk to your adviser or refer to your Policy Schedule, Policy Document and Product Disclosure Statement to understand further information about your policy.

How is your premium calculated?

When you first purchased your policy, we used the information you provided, including your health, lifestyle and product choices, to set your initial premium. Each year we recalculate your premiums based on premium type (such as Stepped or Level) and whether Inflation Protection applies (which increases your Benefit Amount with inflation). This affects how your premium may rise. Finally, we look at any fees or discounts that may need to be applied.

More information about Stepped & Level premiums and Inflation Protection can be found in the Glossary at the end of this letter and the original Product Disclosure Statement (PDS) and Policy Document issued to you. You can also find details of your cover and your chosen options in the last Policy Schedule issued to you.

Changes to premiums

We have reviewed our premium rates and as a result, premiums for certain Plans will be increasing soon. Please note, if you hold Life Insurance, or Child Critical Illness and/or short-term Income Protection (1, 2 or 5 year Benefit Periods without the Accident Benefit Option), the premium rates for these Plans will not increase.

Due to factors that include, but are not limited to, rising business and future claim costs, we have adjusted the underlying premium rates which means premiums will increase. Increasing premium rates is important so we can continue to support our customers when they need us most at claim time.

Any increases to premium rates (stepped or level) are always made for a group of policy holders. Individual policies have not been singled out for increases.

On 25 March 2023, your yearly premium will change as outlined in the Policy Summary table on the front page of this anniversary notice; this will include any premium rate increases that apply to your Plan/s.

Please note, if you are not currently paying any premiums, or only paying premiums for certain Plan(s) due to your Policy being involved in a claim or other premium waiver event, the premium changes will apply once you resume paying premiums. You will be notified of your new premium closer to the time you are due to resume premium payments.

What happens next?

You don't need to do anything, if this increase applies to your Plan/s, it will happen automatically. For more details about why we have increased our premiums and what this may mean for you, please refer to the enclosed flyer **Understanding your insurance and premiums** or visit www.tal.com.au/premiums.

If you have any questions or want to discuss your insurance or your options, please call us on **1300 209 088**.

What you need to do

- Please take the time to check your policy details are correct and ensure you have funds available to pay your premium.

Because you have chosen to pay via direct debit from your Bank account, **your premium will be debited from your account on 25th of March**. If the payment date falls on a weekend, your payment will be debited the following working day.

How to manage your policy

- If you wish to change your payment method or direct debit details for your insurance premiums, please contact us or complete the enclosed payment advice form.
- If you would like to review anything else regarding your policy, simply contact TAL using the contact details below.

How do I make a complaint?

We have an internal dispute resolution service to assist you with any concerns you may have about your policy, our services or your privacy.

In the first instance, we hope that our friendly team can handle any concern you may have. Please call our customer service team on **1300 209 088** or email us at customerservice@tal.com.au. If you are not satisfied with our initial response, please ask to speak to a Manager or a representative from the Internal Dispute Resolution Team.

39000/JAK KEV

We will attempt to resolve your complaint within 30 days of the date it is received. If we are unable to resolve your complaint within that period, we will inform you of the reasons for the delay and let you know when we expect to provide a response to your complaint.

If an issue has not been resolved to your satisfaction, you can lodge a complaint with the Australian Financial Complaints Authority (AFCA). AFCA provides fair and independent financial services complaint resolution that is free to consumers.

Website: www.afca.org.au

Email: info@afca.org.au

Telephone: 1800 931 678 (free call)

In writing to: Australian Financial Complaints Authority, GPO Box 3, Melbourne VIC 3001

Time limits may apply to complaints to AFCA.

You may wish to consult the AFCA website or contact AFCA directly to find out if there is a time limit on lodging a complaint with AFCA.

What is the Life Insurance Code of Practice?

We are committed to the Life Insurance Code of Practice (the Code). The Code outlines the life insurance industry's key commitments and obligations to our customers, ensuring that we act with honesty, fairness and transparency. For more information on the Code, please visit our website.

What you need to know about your policy

As part of our commitment to the Life Insurance Code of Practice, it is important to inform you that before making any changes, such as cancelling or replacing this policy, there are risks you need to consider. For example, if cover is cancelled, the same cover may not be available to you, you may not be eligible for any cover, or you may be offered cover on different terms, even if your new policy is with TAL.

If you wish to make a claim, please contact us on the details below to obtain a claims pack. This will explain the information we need to assess the claim. You can also refer to the Product Disclosure Statement and your Policy Document for information on what may be required in the event of a claim.

If you would like to change the terms of your policy or if you are having trouble meeting your premium payments, we may be able to offer you options to assist. Please speak to your financial adviser or call us on the number below to discuss the options that might be available to you.

Do you need help?

For any assistance, clarification or concerns, please contact TAL's Customer Service team:

Phone: 1300 209 088

Email: customerservice@tal.com.au

You can manage your cover anywhere, anytime with myTAL. Just log in at www.tal.com.au and register using your email address.

TAL regularly introduces improvements to Accelerated Protection to provide the best protection we can offer to you, your family or your business. The upgrade booklet outlines what improvements have been introduced to Accelerated Protection over time that may now apply to your policy.

To obtain a copy of your Product Disclosure Statement, Policy Document and Upgrade Booklet you can log onto myTAL via tal.com.au or contact us.

Privacy

TAL Privacy Policy is available on our website at www.tal.com.au/Privacy-Policy or is available free of charge on request.



39000/JAKKEV

Thank you for entrusting TAL with your life insurance.

Yours sincerely

TAL

TAL Customer Service

39000/JAKKEV

Glossary

To understand more about pricing, refer to the original PDS issued to you.

Agreed Value

If you have chosen 'Agreed Value' and we have received complete and accurate financial evidence to establish the Benefit Amount, then we will pay the Benefit Amount shown in the last Policy Schedule.

If you have chosen 'Agreed Value' and we haven't received complete and accurate financial evidence to establish the Benefit Amount (including any subsequent application for increases), in the event of a claim you will be required to provide complete and accurate financial evidence to support the Benefit Amount. The financial evidence provided must be to our satisfaction.

Any Occupation TPD

If you choose "Any Occupation" TPD cover, you may be eligible to claim if you suffer illness or injury and are totally and permanently disabled to the extent that you are unlikely to ever work in *any* jobs suited to your education, training or experience.

Benefit Amount

Benefit or Benefit Amount means the monthly amount or lump sum amount, as shown on your Policy Schedule, that we will pay you upon receipt of and acceptance by us, of a valid claim for the respective Plan on your Policy. For Income Protection (Standard and Premier), the amount we pay you is determined by the option you have chosen (Agreed Value or Indemnity) plus increases under Inflation Protection and less any Income Protection Adjustments if applicable.

Cover

Cover or Covered refers to the circumstances in which a Benefit Amount is payable in accordance with your Policy. The Cover your Policy provides is shown in your Policy Schedule.

Indemnity

If you have chosen 'Indemnity' as specified in your Policy Schedule, your monthly Earnings will be used to determine the Benefit Amount payable. In some circumstances, the full Benefit Amount may not be payable and may be reduced to reflect your income prior to claim. For example, if your income has reduced or the Benefit Amount has increased due to Inflation Protection but your income has not increased to the same extent, the amount payable to you may be reduced to reflect your actual income. Where the indexation factor is negative, we will not apply a change to your level of cover. Refer to your Policy Schedule, Policy Document or financial adviser for more information.

Inflation Protection

If you selected Inflation Protection, we will increase the Benefit Amount to keep up with inflation as per the terms stated in your Policy Document. If this applies to your policy, we will increase your Benefit Amount at each policy anniversary and a new premium will be calculated to reflect the increased Benefit Amount using your current Age and Premium Type (i.e. Stepped or Level Premium).

You can choose to decline this increase at each policy anniversary or remove Inflation Protection for future policy anniversaries.

Level Premium

If you choose Level Premiums, the premium is based on your age at the Plan start date. Where you choose to increase your cover or the Inflation Protection Benefit applies, the premium rates used to calculate premiums for the alteration will be based on the Life Insured's age at that time. The below are some factors to help you understand what can cause your Level Premiums to increase:

- your Benefit Amount increases (including as a result of Inflation Protection);
- you include a new Plan or benefit option;
- we review our costs and pricing;
- if we increase the premium rates we used to determine your premium or policy fee. Decisions to change premium rates or Policy fees do not occur because of changes to an individual customer's own circumstances, but rather are determined in relation to the group of customers that we insure;
- if you choose 'Level to 65' premiums, your premiums will convert to Stepped premiums on the policy anniversary before age 65;
- if you choose 'Level to 70' premiums, your premiums will convert to Stepped premiums on the policy anniversary before age 70; and

39000/JAKEV

- if a Policy discount no longer applies or Government duties or charges increase.

Guaranteed level premium – Life insurance only

Level premium rates for Life insurance are guaranteed not to increase until the Policy anniversary date before your:

- 65th birthday, where Level premium to age 65 is selected; or
- 70th birthday, where Level premium to age 70 is selected,

Except if there is any increase in tax, duty or charge introduced by government. This does not apply to Critical Illness, Child's Critical Illness, TPD or Income Protection insurance or Business Expense.

Own Occupation TPD

If you choose "Own Occupation" TPD cover, you may be eligible to claim if you suffer illness or injury and are totally and permanently disabled to the extent that you are unlikely to ever work in your current occupation.

Plan

Plan means how your policy has been designed, and refers to insurance benefits and options under Life insurance, Critical Illness insurance, Child's Critical Illness insurance, TPD insurance and Income Protection insurance. Your original Policy Schedule outlined the Plans applicable to your policy at the time. Your anniversary notice outlines the Plan at each policy anniversary.

Premium

This is the amount you must pay to maintain your policy. This also includes Fees, Government duties and charges and discounts if applicable. Premium payments can be made monthly, quarterly, half-yearly or yearly.

Premium Type

Your premium type is the way your premiums are calculated as you age. These can be either Level or Stepped premiums, to suit your financial strategy.

Stepped Premium

If you choose Stepped premiums, the premium is calculated based on your total Benefit Amount (with or without inflation) and your age as at each policy anniversary. The premium will generally increase at each policy anniversary.

TPD when ADL is shown in your Policy Schedule (change at age 65):

From the Policy anniversary prior to your 65th birthday, the Own Occupation or Any Occupation definition no longer applies. The definition for your TPD benefit will change to Activities of Daily Living which means the Life Insured:

- is totally and permanently unable to perform at least two activities of daily living (for example, bathing, dressing, toileting, mobility, feeding) without the physical assistance of another person; or
- suffers loss of use of limbs (permanent); or
- suffers loss of sight in one eye and use of a single limb (permanent); or
- suffers blindness (permanent); or
- suffers significant cognitive impairment.

39000/JAKPAU



Alteration quotation



Issue date: 8/02/2023
Quote expiry: 10/03/2023

Zurich Australia Limited
ABN 92 000 010 195, AFSLN 232510

Customer Care
Telephone: 131 551
Email: client.service@zurich.com.au

Policy number 91103315 - Zurich Protection Plus

Existing cover summary

Pay method Direct Debit
Premium frequency Yearly

Life insured - PAUL JAKINS

Date of birth 22/11/1961
Smoker status Non-Smoker

	Amount insured	Yearly premium
Death Cover		
Death Cover - Stepped	\$500,000	\$3,433.17
Policy totals		
Premium for all cover and options		\$3,433.17
Management fee		\$0.00
WA stamp duty		\$0.00
Total yearly premium		\$3,433.17

Discounts applied to this policy

12.5% SmartValue

- \$2,202.95

\$1,230.22

39000/JAKPAU

Quote summary

Pay method Direct Debit

Premium frequency Yearly

Life insured - PAUL JAKINS

Date of birth 22/11/1961

Smoker status Non-Smoker

	Amount insured	Yearly premium
Death Cover		
Death Cover - Stepped	\$150,000	\$1,029.95
Policy totals		
Premium for all cover and options		\$1,029.95
Management fee		\$0.00
WA stamp duty		\$0.00
Total yearly premium		\$1,029.95

Quote discounts applied to this policy

12.5% SmartValue

AUTHORITY TO PROCEED

Policy Owner 1: _____
Name Signature Date

Policy Owner 2:
(if applicable) _____
Name Signature Date

The premium/s quoted in this Illustration are indicative only and alterations are subject to assessment and confirmation by Zurich. The final premium may differ because of factors including health, occupation, pastimes and the date the application is submitted. Zurich reserves the right to update premiums to reflect current age at date of application and to maintain premiums on existing cover. Premiums (including any applicable discounts) are subject to change after the alteration has been made. All exclusions on an existing type of cover will continue to apply and will also apply to any revised sum insured for that cover. Please refer to the Product Disclosure Statement (PDS) for full details of the insurance and the terms and conditions that apply.

If this quote is for an alteration to an existing policy, the new premiums will be calculated using the current base rates for your policy which may have increased since your last anniversary.

39000/JAKAU

Projections - Future benefits and premiums

Life Insured - PAUL JAKINS

Year (Age)	Death Cover	Annualised premium (as selected)
1(61)	\$150,000	\$1,029.95
2(62)	\$150,000	\$1,225.88
3(63)	\$150,000	\$1,457.12
4(64)	\$150,000	\$1,659.83
5(65)	\$150,000	\$1,894.06
6(66)	\$150,000	\$2,140.01
7(67)	\$150,000	\$2,486.12
8(68)	\$150,000	\$2,851.30
9(69)	\$150,000	\$3,248.84
10(70)	\$150,000	\$3,677.28

The management fee where applicable, is indexed at an assumed inflation rate of 3.0%.

Premiums are not guaranteed and can change. For both stepped and level premium structures, overall policy premium will increase if we change the premium rates for all policies in the same category.

39000/JAKPAU

Fwd: Request Completed 91103315 Paul Jakins [ref:_00D90mRjm...

mailbox:///C:/Users/Dianne/AppData/Roaming/Thunderbird/Pro..

Subject: Fwd: Request Completed 91103315 Paul Jakins [ref:_00D90mRjm._5008t1xcsp:ref]
From: Dianne <dej@scimsys.com>
Date: 14/02/2023, 7:02 am
To: dianne@scimsys.com
X-Mozilla-Status: 0001
X-Mozilla-Status2: 00000000
Return-Path: <dej@scimsys.com>
Delivered-To: dianne@scimsys.com
Received: from revolt.securesvr.net by revolt.securesvr.net with LMTP id 6DFdC3DB6mPuYgAAHH4RPA (envelope-from <dej@scimsys.com>) for <dianne@scimsys.com>; Mon, 13 Feb 2023 18:02:08 -0500
Return-path: <dej@scimsys.com>
Envelope-to: dianne@scimsys.com
Delivery-date: Mon, 13 Feb 2023 18:02:08 -0500
Received: from [1.146.212.240] (port=1710 helo=[10.199.71.189]) by revolt.securesvr.net with esmtpsa (TLS1.2) tls TLS_ECDHE_RSA_WITH_AES_128_GCM_SHA256 (Exim 4.95) (envelope-from <dej@scimsys.com>) id 1pRhpm-0006rA-Kg for dianne@scimsys.com; Mon, 13 Feb 2023 18:02:07 -0500
In-Reply-To: <439340b9-402a-4f86-a58d-fe73491e8225@scimsys.com>
References: <439340b9-402a-4f86-a58d-fe73491e8225@scimsys.com>
X-Referenced-Uid: 2848
Thread-Topic: Request Completed 91103315 Paul Jakins [ref:_00D90mRjm._5008t1xcsp:ref]
User-Agent: Android
X-Is-Generated-Message-Id: true
MIME-Version: 1.0
Content-Type: multipart/alternative; boundary="----7MZTCQBWXINL12Y08XM32HJZSXD7ES"
Content-Transfer-Encoding: 7bit
Message-ID: <0d27b52c-162f-45f7-a372-1cc465e7fd50@scimsys.com>

Get [BlueMail for Android](#)

On 13 Feb 2023, at 11:37 am, Paul <paul@scimsys.com> wrote:

Get [BlueMail for Android](#)

On Feb 13, 2023, at 10:16, Client Service <client.service@zurich.com.au> wrote:

Dear Jakins,

This is to confirm we have processed your alteration request as per recent instructions received.

A refund of \$2202.95 has been credited back to the original source of funds.

A revised policy schedule has been issued to confirm these alterations.

Should you have any further enquiries or wish to discuss any of the above

39000/JAKPAU

Fwd: Request Completed 91103315 Paul Jakins [ref:_00D90mRjm...

mailbox:///C:/Users/Dianne/AppData/Roaming/Thunderbird/Pro..

information, please do not hesitate to contact our Client Service Centre on 131 551 and we will be happy to assist. Please note that any reply to this email will be responded to within 5 days.

Did you know that you to view Zurich's new customer portal, *My Zurich*, allows and manage details related to your insurance, super or investment accounts, anytime, anywhere!

Click [here](#) to register today for increased flexibility in managing your Zurich products. For more information, click [here](#).

Yours sincerely

Client Services

Zurich Financial Services Australia Limited

Locked Bag 994

North Sydney, NSW 2059

W: www.zurich.com.au



ref:_00D90mRjm._5008t1xcsp:ref



60400 / — 2847

Your Statement

Statement 108 (Page 1 of 2)

Account Number 06 6000 10692847

Statement Period 21 Jun 2022 - 20 Sep 2022

Closing Balance \$30,708.46 CR

Enquiries 13 1998
 (24 hours a day, 7 days a week)



053

THE TRUSTEES
 JAKINS SUPERANNUATION FUND
 9 HAYES ST
 BUNBURY WA 6230

Direct Investment Account

If this account has an attached overdraft limit or facility and we send you a statement every 4 or 6 months, we will update your statement preference to every 3 months as part of changes made to the new Banking Code of Practice from 1 July 2019.

Name: PAUL DOUGLAS JAKINS AND
 DIANNE ELIZABETH JAKINS IN TRUST FOR
 JAKINS SUPERANNUATION FUND

Note: Have you checked your statement today? It's easy to find out more information about each of your transactions by logging on to the CommBank App or NetBank. Should you have any questions on fees or see an error please contact us on the details above. Cheque proceeds are available when cleared.

The date of transactions shown here may be different on your other transaction lists (for example, the transaction list that appears on the CommBank app).

Date	Transaction	Debit	Credit	Balance
21 Jun	2022 OPENING BALANCE			\$77,238.48 CR
01 Jul	Direct Debit 062934 COMMSEC SECURITI COMMSEC	22,369.85		\$54,868.63 CR
05 Jul	Direct Credit 531543 NAB INTERIM DIV DV231/00964617		730.00	\$55,598.63 CR
05 Jul	Direct Credit 481471 SuperChoice P/L PC290622-193273543		1,565.06	\$57,163.69 CR
06 Jul	Direct Credit 062895 COMMONWEALTH SEC COMMSEC		8,200.05	\$65,363.74 CR
12 Jul	Direct Debit 062934 COMMSEC SECURITI COMMSEC	1,684.95		\$63,678.79 CR
18 Jul	Direct Credit 513275 HACK DST JUN 001279410459		680.75	\$64,359.54 CR
18 Jul	Direct Credit 513275 NDQ DST JUNE 001279698150		420.79	\$64,780.33 CR
21 Jul	TAX OFFICE PAYMENTS NetBank BPAY 75556 001267679332997460 ATO Payment	837.00		\$63,943.33 CR
26 Jul	Direct Debit 062934 COMMSEC SECURITI COMMSEC	15,389.90		\$48,553.43 CR
04 Aug	Direct Debit 062934 COMMSEC SECURITI COMMSEC	8,894.95		\$39,658.48 CR
11 Aug	Direct Credit 481471 SuperChoice P/L PC050822-173894201		1,636.83	\$41,295.31 CR




604001-2847

Statement 108

(Page 2 of 2)

Account Number

06 6000 10692847



Date	Transaction	Debit	Credit	Balance
17 Aug	Direct Debit 062934 COMMSEC SECURITI COMMSEC	9,869.95		\$31,425.36 CR
28 Aug	TAX OFFICE PAYMENTS NetBank BPAY 75556 001267679332997460 Quarterly Payment	837.00		\$30,588.36 CR
31 Aug	Direct Credit 207454 STOCKLAND LTD AUG22/00820909		365.00	\$30,953.36 CR
05 Sep	Direct Debit 062934 COMMSEC SECURITI COMMSEC	12,714.95		\$18,238.41 CR
19 Sep	Direct Credit 062895 COMMONWEALTH SEC COMMSEC		12,470.05	\$30,708.46 CR
20 Sep	2022 CLOSING BALANCE			\$30,708.46 CR

Opening balance	-	Total debits	+	Total credits	=	Closing balance
\$77,238.48 CR		\$72,598.55		\$26,068.53		\$30,708.46 CR

Your Credit Interest Rate Summary

Date	Balance	Standard Credit Interest Rate (p.a.)
20 Sep	Less than \$5,000.00	0.00%
	\$5,000.00 - \$49,999.99	0.30%
	\$50,000.00 - \$249,999.99	0.75%
	\$250,000.00 and over	1.20%

Note. Interest rates are effective as at the date shown but are subject to change.

Important Information:

We try to get things right the first time – but if we don't, we'll do what we can to fix it. You can fix most problems simply by contacting us.

Write to: CBA Group Customer Relations, Reply Paid 41, Sydney NSW 2001

Tell us online: commbank.com.au/support/compliments-and-complaints.html

Call: 1800 805 605 (free call)

You can also contact the Australian Financial Complaints Authority, AFCA, an independent external dispute resolution body approved by ASIC - time limits may apply, visit AFCA, afca.org.au, website for more information.

Write to: Australian Financial Complaints Authority, GPO Box 3, Melbourne VIC 3001

Email: info@afca.org.au

Call: 1800 931 678, free call Monday to Friday 9am– 5pm, AEST



60400 / -2847

Your Statement

Statement 109 (Page 1 of 3)

Account Number 06 6000 10692847

Statement Period 21 Sep 2022 - 20 Dec 2022

Closing Balance \$55,356.32 CR

Enquiries 13 1998
 (24 hours a day, 7 days a week)



053

THE TRUSTEES
 JAKINS SUPERANNUATION FUND
 9 HAYES ST
 BUNBURY WA 6230

Direct Investment Account

If this account has an attached overdraft limit or facility and we send you a statement every 4 or 6 months, we will update your statement preference to every 3 months as part of changes made to the new Banking Code of Practice from 1 July 2019.

Name: PAUL DOUGLAS JAKINS AND
 DIANNE ELIZABETH JAKINS IN TRUST FOR
 JAKINS SUPERANNUATION FUND


Note: Have you checked your statement today? It's easy to find out more information about each of your transactions by logging on to the CommBank App or NetBank. Should you have any questions on fees or see an error please contact us on the details above. Cheque proceeds are available when cleared.

The date of transactions shown here may be different on your other transaction lists (for example, the transaction list that appears on the CommBank app).

Date	Transaction	Debit	Credit	Balance
21 Sep 2022	OPENING BALANCE			\$30,708.46 CR
21 Sep	Direct Credit 417100 SUN FINAL DIV 001280521021		510.00	\$31,218.46 CR
21 Sep	Direct Credit 140504 SONIC HEALTHCARE FIN22/00815418		900.00	\$32,118.46 CR
21 Sep	Direct Credit 612445 LLC DIST 22REC/00819849		110.00	\$32,228.46 CR
23 Sep	Direct Credit 487724 MCPHERSON'S LTD SEP22/00802116		60.00	\$32,288.46 CR
23 Sep	Direct Credit 489543 ADH FNL DIV 001284188386		300.00	\$32,588.46 CR
23 Sep	Direct Credit 407459 BGA FNL DIV 001284511935		220.00	\$32,808.46 CR
23 Sep	Direct Credit 358020 JUMBO INTERACTIV SEP22/00801939		307.50	\$33,115.96 CR
23 Sep	Direct Credit 123816 SCHAFFER CORP SEP22/00800603		675.00	\$33,790.96 CR
27 Sep	Direct Credit 481471 SuperChoice P/L PC200922-151001703		2,502.56	\$36,293.52 CR
27 Sep	Direct Credit 326860 ALTIUM LIMITED SEP22/00803412		130.00	\$36,423.52 CR
28 Sep	Direct Credit 458106 COLES GROUP LTD FIN22/01044568		300.00	\$36,723.52 CR



60401-7847



Date	Transaction	Debit	Credit	Balance
29 Sep	Direct Credit 606655 BEN SEPT22 DIV S00013729603		530.00	\$37,253.52 CR
30 Sep	Direct Credit 208379 DATA#3 FNL DIV 001284781845		639.00	\$37,892.52 CR
30 Sep	Direct Credit 458106 MONADELPHOUS LTD SEP22/00802592		500.00	\$38,392.52 CR
30 Sep	Direct Credit 127387 Origin Energy S00013729603		330.00	\$38,722.52 CR
01 Oct	Credit Interest		13.38	\$38,735.90 CR
06 Oct	Direct Credit 218892 IVC ITM DIV 001283735067		270.00	\$39,005.90 CR
07 Oct	Direct Credit 062895 COMMONWEALTH SEC COMMSEC		18,470.05	\$57,475.95 CR
09 Oct	Direct Credit 012721 ATO ATO008000017287784		1,545.60	\$59,021.55 CR
10 Oct	Direct Credit 465177 ORA DIV 001284253838		170.00	\$59,191.55 CR
13 Oct	Direct Credit 523274 Brambles Limited S00013729603		345.00	\$59,536.55 CR
17 Oct	Direct Credit 481471 SuperChoice P/L PC111022-155440105		1,639.68	\$61,176.23 CR
18 Oct	Direct Credit 062895 COMMONWEALTH SEC COMMSEC		6,825.10	\$68,001.33 CR
21 Oct	TAX OFFICE PAYMENTS NetBank BPAY 75556 001267679332997460 Quarterly Instal	853.00		\$67,148.33 CR
25 Oct	Direct Debit 062934 COMMSEC SECURITI COMMSEC	3,349.39		\$63,798.94 CR
28 Oct	Direct Credit 458106 CWP DIVIDEND OCT22/00801061		580.00	\$64,378.94 CR
28 Oct	Direct Credit 373474 SEVEN GROUP S00013729603		345.00	\$64,723.94 CR
07 Nov	Direct Debit 062934 COMMSEC SECURITI COMMSEC	8,019.95		\$56,703.99 CR
10 Nov	Direct Credit 270211 MMS PAYMENT NOV22/00801118		1,480.00	\$58,183.99 CR
23 Nov	Direct Credit 458106 BRICKWORKS DIV NOV22/00805027		615.00	\$58,798.99 CR
24 Nov	Direct Credit 481471 SuperChoice P/L PC181122-192700287		1,639.68	\$60,438.67 CR
01 Dec	Direct Debit 062934 COMMSEC SECURITI COMMSEC	14,079.95		\$46,358.72 CR
05 Dec	Direct Debit 062934 COMMSEC SECURITI COMMSEC	1,932.45		\$44,426.27 CR

60400/2847

Statement 109

(Page 3 of 3)

Account Number

06 6000 10692847

Date	Transaction	Debit	Credit	Balance	
08 Dec	Direct Debit 062934 COMMSEC SECURITI COMMSEC	3,319.95		\$41,106.32 CR	
12 Dec	Direct Credit 458106 SOL DIV PAYMENT DEC22/00815123		870.00	\$41,976.32 CR	
14 Dec	Direct Credit 531543 NAB FINAL DIV DV232/00463631		780.00	\$42,756.32 CR	
15 Dec	Direct Credit 642249 NEARMAP LTD cm-187751		12,600.00	\$55,356.32 CR	
20 Dec	2022 CLOSING BALANCE			\$55,356.32 CR	
		Opening balance	- Total debits	+ Total credits	= Closing balance
		\$30,708.46 CR	\$31,554.69	\$56,202.55	\$55,356.32 CR

Your Credit Interest Rate Summary

Date	Balance	Standard Credit Interest Rate (p.a.)
20 Dec	Less than \$5,000.00	0.00%
	\$5,000.00 - \$49,999.99	0.35%
	\$50,000.00 - \$249,999.99	0.90%
	\$250,000.00 and over	1.40%

Note. Interest rates are effective as at the date shown but are subject to change.

Important Information:

We try to get things right the first time – but if we don't, we'll do what we can to fix it.
You can fix most problems simply by contacting us.
Write to: CBA Group Customer Relations, Reply Paid 41, Sydney NSW 2001
Tell us online: commbank.com.au/support/compliments-and-complaints.html
Call: 1800 805 605 (free call)

You can also contact the Australian Financial Complaints Authority, AFCA, an independent external dispute resolution body approved by ASIC - time limits may apply, visit AFCA, afca.org.au, website for more information.
Write to: Australian Financial Complaints Authority, GPO Box 3, Melbourne VIC 3001
Email: info@afca.org.au
Call: 1800 931 678, free call Monday to Friday 9am– 5pm, AEST





60400/ - 2847

Your Statement

Statement 110 (Page 1 of 3)

Account Number 06 6000 10692847

Statement Period 21 Dec 2022 - 20 Mar 2023

Closing Balance \$66,421.96 CR

Enquiries 13 1998
 (24 hours a day, 7 days a week)



053

THE TRUSTEES
 JAKINS SUPERANNUATION FUND
 9 HAYES ST
 BUNBURY WA 6230

Direct Investment Account

If this account has an attached overdraft limit or facility and we send you a statement every 4 or 6 months, we will update your statement preference to every 3 months as part of changes made to the new Banking Code of Practice from 1 July 2019.

Name: PAUL DOUGLAS JAKINS AND
 DIANNE ELIZABETH JAKINS IN TRUST FOR
 JAKINS SUPERANNUATION FUND


Note: Have you checked your statement today? It's easy to find out more information about each of your transactions by logging on to the CommBank App or NetBank. Should you have any questions on fees or see an error please contact us on the details above. Cheque proceeds are available when cleared.

The date of transactions shown here may be different on your other transaction lists (for example, the transaction list that appears on the CommBank app).

Date	Transaction	Debit	Credit	Balance
21 Dec 2022	OPENING BALANCE			\$55,356.32 CR
01 Jan	Credit Interest		109.95	\$55,466.27 CR
08 Jan	Direct Credit 012721 ATO ATO003000017683363		1,310.40	\$56,776.67 CR
18 Jan	Direct Credit 513275 NDQ DST 001288611942		15.51	\$56,792.18 CR
18 Jan	Direct Credit 481471 SuperChoice P/L PC120123-195870077		891.58	\$57,683.76 CR
18 Jan	Direct Credit 481471 SuperChoice P/L PC120123-195870351		934.60	\$58,618.36 CR
19 Jan	Direct Debit 062934 COMMSEC SECURITI COMMSEC	4,599.14		\$54,019.22 CR
23 Jan	Direct Debit 000117 ZURICH LIFE 1723720 35	3,433.17		\$50,586.05 CR
06 Feb	Direct Credit 481471 SuperChoice P/L PC310123-100786930		819.84	\$51,405.89 CR
06 Feb	Direct Credit 481471 SuperChoice P/L PC310123-100787547		891.58	\$52,297.47 CR
06 Feb	Direct Credit 481471 SuperChoice P/L PC310123-100787370		819.84	\$53,117.31 CR
06 Feb	Direct Credit 481471 SuperChoice P/L PC310123-100787110		834.18	\$53,951.49 CR
08 Feb	Direct Debit 062934 COMMSEC SECURITI COMMSEC	18,254.85		\$35,696.64 CR



60400/-2847



Date	Transaction	Debit	Credit	Balance
13 Feb	TAX OFFICE PAYMENTS NetBank BPAY 75556 001267679332997460 Tax Payment	853.00		\$34,843.64 CR
15 Feb	Direct Credit 463076 Zurich 91103315 PAUL JAKI		2,202.95	\$37,046.59 CR
17 Feb	Direct Credit 481471 SuperChoice P/L PC100223-165838046		834.18	\$37,880.77 CR
28 Feb	Direct Credit 207454 STOCKLAND LTD FEB23/00820871		472.00	\$38,352.77 CR
01 Mar	Direct Debit 062934 COMMSEC SECURITI COMMSEC	8,319.95		\$30,032.82 CR
02 Mar	Direct Credit 481471 SuperChoice P/L PC240223-116577318		819.84	\$30,852.66 CR
02 Mar	Direct Debit 062934 COMMSEC SECURITI COMMSEC	4,619.95		\$26,232.71 CR
08 Mar	Direct Credit 612445 LLC DIST INT23/00819610		49.00	\$26,281.71 CR
09 Mar	Direct Credit 062895 COMMONWEALTH SEC COMMSEC		16,190.05	\$42,471.76 CR
13 Mar	Direct Credit 062895 COMMONWEALTH SEC COMMSEC		24,550.05	\$67,021.81 CR
16 Mar	Direct Credit 062895 COMMONWEALTH SEC COMMSEC		14,000.10	\$81,021.91 CR
17 Mar	Direct Credit 358020 JUMBO INTERACTIV MAR23/00801850		345.00	\$81,366.91 CR
17 Mar	Direct Credit 123816 SCHAFFER CORP MAR23/00800596		675.00	\$82,041.91 CR
20 Mar	Direct Debit 062934 COMMSEC SECURITI COMMSEC	15,619.95		\$66,421.96 CR
20 Mar	2023 CLOSING BALANCE			\$66,421.96 CR ✓

Opening balance	-	Total debits	+	Total credits	=	Closing balance
\$55,356.32 CR		\$55,700.01		\$66,765.65		\$66,421.96 CR

Your Credit Interest Rate Summary

Date	Balance	Standard Credit Interest Rate (p.a.)
20 Mar	Less than \$5,000.00	0.00%
	\$5,000.00 - \$49,999.99	0.35%
	\$50,000.00 - \$249,999.99	1.20%
	\$250,000.00 and over	1.70%

Note. Interest rates are effective as at the date shown but are subject to change.

9643.32544.1.2.ZZ258R3 0303 SL_R3.S912.D079.OV06.00.36

6040/-2847

Statement 110

(Page 3 of 3)

Account Number

06 6000 10692847

Important Information:

We try to get things right the first time – but if we don't, we'll do what we can to fix it.

You can fix most problems simply by contacting us.

Write to: CBA Group Customer Relations, Reply Paid 41, Sydney NSW 2001

Tell us online: commbank.com.au/support/compliments-and-complaints.html

Call: 1800 805 605 (free call)

You can also contact the Australian Financial Complaints Authority, AFCA, an independent external dispute resolution body approved by ASIC - time limits may apply, visit AFCA, afca.org.au, website for more information.

Write to: Australian Financial Complaints Authority, GPO Box 3, Melbourne VIC 3001

Email: info@afca.org.au

Call: 1800 931 678, free call Monday to Friday 9am– 5pm, AEST





Statement 111 (Page 1 of 3)

Account Number 06 6000 10692847

Statement Period 21 Mar 2023 - 20 Jun 2023

Closing Balance \$68,490.11 CR

Enquiries 13 1998
 (24 hours a day, 7 days a week)



053

THE TRUSTEES
 JAKINS SUPERANNUATION FUND
 9 HAYES ST
 BUNBURY WA 6230

Direct Investment Account

If this account has an attached overdraft limit or facility and we send you a statement every 4 or 6 months, we will update your statement preference to every 3 months as part of changes made to the new Banking Code of Practice from 1 July 2019.

The Commonwealth Direct Investment Account is the preferred cash account for SMSF customers. You will receive discounted brokerage when you link your CDIA to a CommSec Trading Account, and enjoy the convenience of managing your investments through NetBank and the CommBank app.

Name: PAUL DOUGLAS JAKINS AND
 DIANNE ELIZABETH JAKINS IN TRUST FOR
 JAKINS SUPERANNUATION FUND

Note: Have you checked your statement today? It's easy to find out more information about each of your transactions by logging on to the CommBank App or NetBank. Should you have any questions on fees or see an error please contact us on the details above. Cheque proceeds are available when cleared.

The date of transactions shown here may be different on your other transaction lists (for example, the transaction list that appears on the CommBank app).

Date	Transaction	Debit	Credit	Balance
21 Mar 2023	OPENING BALANCE			\$66,421.96 CR
21 Mar	Direct Credit 481471 SuperChoice P/L PC150323-155303340		819.84	\$67,241.80 CR
22 Mar	Direct Credit 140504 SONIC HEALTHCARE INT23/00815218		630.00	\$67,871.80 CR
23 Mar	Direct Credit 407459 BGA ITM DIV 001293403938		180.00	\$68,051.80 CR
24 Mar	Direct Credit 062895 COMMONWEALTH SEC COMMSEC		24,180.58	\$92,232.38 CR
24 Mar	Direct Credit 270211 MMS PAYMENT MAR23/00801186		1,160.00	\$93,392.38 CR
24 Mar	Direct Credit 127387 Origin Energy S00013729603		330.00	\$93,722.38 CR
27 Mar	Direct Debit 245397 TAL Life Limited 1550489-C7560889	4,613.40		\$89,108.98 CR
28 Mar	Direct Credit 263505 NCK DIV 001293931034		400.00	\$89,508.98 CR
30 Mar	Direct Credit 458106 COLES GROUP LTD INT23/01039928		540.00	\$90,048.98 CR
31 Mar	Direct Credit 208379 DATA#3 ITM DIV 001295014501		400.00	\$90,448.98 CR




60400 / - 2847

Statement 111

(Page 2 of 3)

Account Number

06 6000 10692847



Date	Transaction	Debit	Credit	Balance
31 Mar	Direct Credit 417100 SUN INTERIM DIV 001289921270		990.00	\$91,438.98 CR
31 Mar	Direct Credit 458106 MONADELPHOUS LTD MAR23/00802426		480.00	\$91,918.98 CR
31 Mar	Direct Credit 606655 BEN MAR23 DIV S00013729603		580.00	\$92,498.98 CR
01 Apr	Credit Interest		111.50	\$92,610.48 CR
04 Apr	Direct Debit 062934 COMMSEC SECURITI COMMSEC	10,129.95		\$82,480.53 CR
06 Apr	Direct Credit 487724 MCPHERSON'S LTD MAR23/00802071		60.00	\$82,540.53 CR
06 Apr	Direct Credit 489543 ADH ITM DIV 001295100239		240.00	\$82,780.53 CR
06 Apr	Direct Credit 218892 IVC DIV 001294998662		220.00	\$83,000.53 CR
11 Apr	TAX OFFICE PAYMENTS NetBank BPAY 75556 001267679332997460 Quarterly Payment	853.00		\$82,147.53 CR
12 Apr	Direct Credit 012721 ATO ATO002000018033491		1,310.40	\$83,457.93 CR
12 Apr	Direct Credit 465177 ORA DIV 001293509457		170.00	\$83,627.93 CR
13 Apr	Direct Credit 523274 Brambles Limited S00013729603		353.40	\$83,981.33 CR
18 Apr	Direct Debit 062934 COMMSEC SECURITI COMMSEC	6,744.95		\$77,236.38 CR
24 Apr	Direct Debit 062934 COMMSEC SECURITI COMMSEC	8,509.95		\$68,726.43 CR
27 Apr	Direct Credit 481471 SuperChoice P/L PC200423-190245499		819.84	\$69,546.27 CR
27 Apr	Direct Credit 481471 SuperChoice P/L PC200423-190244608		848.53	\$70,394.80 CR
27 Apr	Direct Credit 481471 SuperChoice P/L PC200423-190246043		819.84	\$71,214.64 CR
28 Apr	Direct Credit 458106 CWP DIVIDEND APR23/00801056		650.00	\$71,864.64 CR
02 May	Direct Credit 062895 COMMONWEALTH SEC COMMSEC		6,580.05	\$78,444.69 CR
02 May	Direct Credit 458106 BRICKWORKS DIV MAY23/00805030		345.00	\$78,789.69 CR
03 May	TAX OFFICE PAYMENTS NetBank BPAY 75556 001267679332997460 Quarterly Payment	853.00		\$77,936.69 CR
04 May	Direct Credit 481471 SuperChoice P/L PC280423-193333897		834.18	\$78,770.87 CR

60400/ - 2847

Statement 111

(Page 3 of 3)

Account Number

06 6000 10692847

Date	Transaction	Debit	Credit	Balance	
05 May	Direct Credit 373474 SEVEN GROUP S00013729603		345.00	\$79,115.87 CR	
11 May	Transfer To 4You Accounting NetBank INV 30178	2,655.00		\$76,460.87 CR	
12 May	Direct Credit 458106 SOL DIV PAYMENT MAY23/00814782		540.00	\$77,000.87 CR	
17 May	Direct Credit 012721 ATO ATO004000017634306		1,270.33	\$78,271.20 CR	
26 May	Direct Credit 481471 SuperChoice P/L PC220523-150161776		819.84	\$79,091.04 CR	
29 May	Direct Debit 062934 COMMSEC SECURITI COMMSEC	12,254.95		\$66,836.09 CR	
02 Jun	Direct Credit 481471 SuperChoice P/L PC260523-150818829		819.84	\$67,655.93 CR	
19 Jun	Direct Credit 481471 SuperChoice P/L PC130623-125823644		834.18	\$68,490.11 CR	
20 Jun	2023 CLOSING BALANCE			\$68,490.11 CR	
		Opening balance	- Total debits	+ Total credits	= Closing balance
		\$66,421.96 CR	\$46,614.20	\$48,682.35	\$68,490.11 CR

Your Credit Interest Rate Summary

Date	Balance	Standard Credit Interest Rate (p.a.)
20 Jun	Less than \$10,000.00	0.35%
	\$10,000.00 and over	3.00%

Note. Interest rates are effective as at the date shown but are subject to change.

Important Information:

We try to get things right the first time – but if we don't, we'll do what we can to fix it.
 You can fix most problems simply by contacting us.
 Write to: CBA Group Customer Relations, Reply Paid 41, Sydney NSW 2001
 Tell us online: commbank.com.au/support/compliments-and-complaints.html
 Call: 1800 805 605 (free call)

You can also contact the Australian Financial Complaints Authority, AFCA, an independent external dispute resolution body approved by ASIC - time limits may apply, visit AFCA, afca.org.au, website for more information.
 Write to: Australian Financial Complaints Authority, GPO Box 3, Melbourne VIC 3001
 Email: info@afca.org.au
 Call: 1800 931 678, free call Monday to Friday 9am– 5pm, AEST





Statement 112 (Page 1 of 3)

Account Number 06 6000 10692847

Statement Period 21 Jun 2023 - 20 Sep 2023

Closing Balance \$70,598.15 CR

Enquiries 13 1998
 (24 hours a day, 7 days a week)



053

THE TRUSTEES
 JAKINS SUPERANNUATION FUND
 9 HAYES ST
 BUNBURY WA 6230

Direct Investment Account

If this account has an attached overdraft limit or facility and we send you a statement every 4 or 6 months, we will update your statement preference to every 3 months as part of changes made to the new Banking Code of Practice from 1 July 2019.

The Commonwealth Direct Investment Account is the preferred cash account for SMSF customers. You will receive discounted brokerage when you link your CDIA to a CommSec Trading Account, and enjoy the convenience of managing your investments through NetBank and the CommBank app.


Name: PAUL DOUGLAS JAKINS AND
 DIANNE ELIZABETH JAKINS IN TRUST FOR
 JAKINS SUPERANNUATION FUND

Note: Have you checked your statement today? It's easy to find out more information about each of your transactions by logging on to the CommBank App or NetBank. Should you have any questions on fees or see an error please contact us on the details above. Cheque proceeds are available when cleared.

The date of transactions shown here may be different on your other transaction lists (for example, the transaction list that appears on the CommBank app).

Date	Transaction	Debit	Credit	Balance
21 Jun 2023	OPENING BALANCE			\$68,490.11 CR
22 Jun	Direct Credit 255730 ELDERS LIMITED S00013729603		309.00	\$68,799.11 CR
01 Jul	CREDIT INTEREST EARNED on this account to June 30, 2023 is \$234.83			
01 Jul	Credit Interest		128.67	\$68,927.78 CR
01 Jul	Credit Interest		173.30	\$69,101.08 CR
02 Jul	Direct Credit 012721 ATO ATO006000017948729		1,310.40	\$70,411.48 CR
05 Jul	Direct Credit 531543 NAB INTERIM DIV DV241/00961434		830.00	\$71,241.48 CR
06 Jul	Direct Credit 062895 COMMONWEALTH SEC COMMSEC		9,270.05	\$80,511.53 CR
06 Jul	Direct Credit 481471 SuperChoice P/L PC300623-131379751		819.84	\$81,331.37 CR
12 Jul	Direct Debit 062934 COMMSEC SECURITI COMMSEC	8,519.95		\$72,811.42 CR
17 Jul	Direct Debit 062934 COMMSEC SECURITI COMMSEC	7,956.89		\$64,854.53 CR

JMS



Date	Transaction	Debit	Credit	Balance
18 Jul	Direct Credit 513275 NDQ DST 001298701585		391.34	\$65,245.87 CR
21 Jul	Direct Debit 062934 COMMSEC SECURITI COMMSEC	459.00		\$64,786.87 CR
26 Jul	Direct Credit 481471 SuperChoice P/L PC190723-154389304		839.83	\$65,626.70 CR
01 Aug	Credit Interest		179.33	\$65,806.03 CR
01 Aug	Direct Credit 358020 COLLINS FOODS AUG23/00801647		150.00	\$65,956.03 CR
07 Aug	Direct Credit 481471 SuperChoice P/L PC310723-156343890		873.43	\$66,829.46 CR
11 Aug	Direct Credit 481471 SuperChoice P/L PC040823-188269423		873.43	\$67,702.89 CR
31 Aug	Direct Credit 207454 STOCKLAND LTD AUG23/00819965		576.00	\$68,278.89 CR
01 Sep	Credit Interest		171.40	\$68,450.29 CR
04 Sep	Direct Credit 481471 SuperChoice P/L PC290823-190965786		873.43	\$69,323.72 CR
13 Sep	Direct Credit 082705 APA DST 001300369856		290.00	\$69,613.72 CR
13 Sep	Direct Credit 612445 LLC DIST AUD23/00818840		111.00	\$69,724.72 CR
15 Sep	Direct Credit 481471 SuperChoice P/L PC080923-107713846		873.43	\$70,598.15 CR
20 Sep	2023 CLOSING BALANCE			\$70,598.15 CR

Opening balance	-	Total debits	+	Total credits	=	Closing balance
\$68,490.11 CR		\$16,935.84		\$19,043.88		\$70,598.15 CR

Your Credit Interest Rate Summary

Date	Balance	Standard Credit Interest Rate (p.a.)
20 Sep	Less than \$10,000.00	0.35%
	\$10,000.00 and over	3.00%

Note. Interest rates are effective as at the date shown but are subject to change.

Important Information:

We try to get things right the first time – but if we don't, we'll do what we can to fix it.
You can fix most problems simply by contacting us.

Write to: CBA Group Customer Relations, Reply Paid 41, Sydney NSW 2001

Tell us online: commbank.com.au/support/compliments-and-complaints.html

Call: 1800 805 605 (free call)

You can also contact the Australian Financial Complaints Authority, AFCA, an independent external dispute resolution body approved by ASIC - time limits may apply, visit AFCA, afca.org.au, website for more information.
Write to: Australian Financial Complaints Authority, GPO Box 3, Melbourne VIC 3001

Email: info@afca.org.au

Call: 1800 931 678, free call Monday to Friday 9am– 5pm, AEST



Financial Year Summary

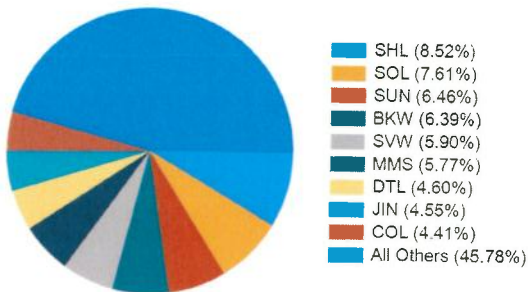
1 JULY 2022 - 30 JUNE 2023



Portfolio Valuation	Account Number	Account Name	Value as at 30 June 2023
Shares 77600	2170788	MRS DIANNE ELIZABETH JAKINS + MR PAUL DOUGLAS JAKINS <JAKINS SUPER FUND A/C>	\$626,238.00
CDIA 60400	10692847	DIANNE ELIZABETH JAKINS & PAUL DOUGLAS JAKINS ATF JAKINS SUPER FUND	\$68,799.11
TOTAL PORTFOLIO VALUE			\$695,037.11

Allocation as at 30 June 2023

Shares in your portfolio



Estimated Interest & Dividends

2022-2023 Financial Year

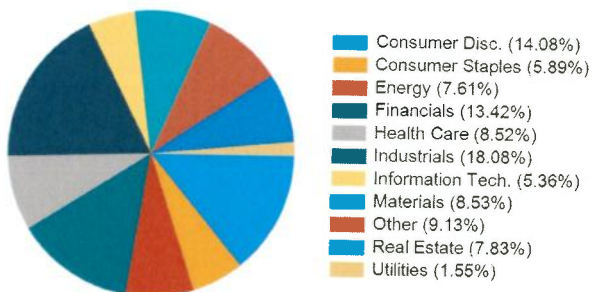
Est. Franked Dividends	\$20,524.30
Est. Unfranked Dividends	\$3,268.65
Est. Franking Credits	\$8,796.14
Est. Interest Received from Interest Rate Securities	\$0.00
Interest Received from Cash Account(s) 25000 -847	\$234.83 ✓
TOTAL INCOME	\$24,027.78

Fees & Charges

2022-2023 Financial Year

Total Brokerage (inc. GST)	\$807.82
Total Subscriptions (inc. GST)	\$0.00
Other Fees (inc. GST)	\$0.00
TOTAL FEES & CHARGES	\$807.82

Sectors in your portfolio



Portfolio Valuation

30 JUNE 2023



SHARES - 2170788 - HIN 35537228

MRS DIANNE ELIZABETH JAKINS + MR PAUL DOUGLAS JAKINS <JAKINS SUPER FUND A/C>

Portfolio	Units	Unit Price	Portfolio Value	% of Portfolio
ADH - ADAIRS LIMITED FPO (ORDINARY FULLY PAID)	3,000 ✓	\$1.5800	\$4,740.00	0.68%
APA - APA GROUP STAPLED (FULLY PAID UNITS STAPLED SECURITIES)	1,000 ✓	\$9.6900	\$9,690.00	1.39%
APX - APPEN LIMITED FPO (ORDINARY FULLY PAID)	2,000 ✓	\$2.3900	\$4,780.00	0.69%
BEN - BENDIGO AND ADELAIDE FPO (ORDINARY FULLY PAID)	2,000 ✓	\$8.5900	\$17,180.00	2.47%
BGA - BEGA CHEESE LTD FPO (ORDINARY FULLY PAID)	4,000 ✓	\$2.8500	\$11,400.00	1.64%
BKW - BRICKWORKS LIMITED FPO (ORDINARY FULLY PAID)	1,500 ✓	\$26.6600	\$39,990.00	5.75%
BXB - BRAMBLES LIMITED FPO (ORDINARY FULLY PAID)	1,000 ✓	\$14.4100	\$14,410.00	2.07%
CKF - COLLINS FOODS LTD FPO (ORDINARY FULLY PAID)	1,000 ✓	\$9.8300	\$9,830.00	1.41%
COL - COLES GROUP FPO (ORDINARY FULLY PAID)	1,500 ✓	\$18.4200	\$27,630.00	3.98%
CWP - CEDAR WOODS PROP. FPO (ORDINARY FULLY PAID)	5,000 ✓	\$5.0300	\$25,150.00	3.62%
DTL - DATA#3 LIMITED FPO (ORDINARY FULLY PAID)	4,000 ✓	\$7.2000	\$28,800.00	4.14%
ELD - ELDERS LIMITED FPO (ORDINARY FULLY PAID)	2,000 ✓	\$6.5800	\$13,160.00	1.89%
EVS - ENVIROSUITE LTD FPO (ORDINARY FULLY PAID)	30,000 ✓	\$0.0900	\$2,700.00	0.39%
HACK - BETA GLOBAL CYBER ETF UNITS (BETASHARES GLOBAL CYBERSECURITY ETF)	1,000 ✓	\$9.3200	\$9,320.00	1.34%
JIN - JUMBO INTERACTIVE FPO (ORDINARY FULLY PAID)	2,000 ✓	\$14.2600	\$28,520.00	4.10%
KGN - KOGAN.COM LTD FPO (ORDINARY FULLY PAID)	2,000 ✓	\$4.8500	\$9,700.00	1.40%
LLC - LENDLEASE GROUP STAPLED (FULLY PAID ORDINARY/UNITS STAPLED SECURITIES)	1,000 ✓	\$7.7500	\$7,750.00	1.12%
LYC - LYNAS RARE EARTHS FPO (ORDINARY FULLY PAID)	1,000 ✓	\$6.8500	\$6,850.00	0.99%
MCP - MCPHERSON'S LTD FPO (ORDINARY FULLY PAID)	3,000 ✓	\$0.3950	\$1,185.00	0.17%
MMS - MCMILLAN SHAKESPEARE FPO (ORDINARY FULLY PAID)	2,000 ✓	\$18.0600	\$36,120.00	5.20%
MND - MONADELPHOUS GROUP FPO (ORDINARY FULLY PAID)	2,000 ✓	\$11.7200	\$23,440.00	3.37%
NAB - NATIONAL AUST. BANK FPO (ORDINARY FULLY PAID)	1,000 ✓	\$26.3700	\$26,370.00	3.79%
NCK - NICK SCALI LIMITED FPO (ORDINARY FULLY PAID)	1,000 ✓	\$9.1100	\$9,110.00	1.31%
NDQ - BETASHARES NASDAQ 100 ETF UNITS (BETASHARES NASDAQ 100 ETF)	500 ✓	\$35.0500	\$17,525.00	2.52%
ORA - ORORA LIMITED FPO (ORDINARY FULLY PAID)	2,000 ✓	\$3.2900	\$6,580.00	0.95%
QHL - QUICKSTEP HOLDINGS FPO (ORDINARY FULLY PAID)	9,400 ✓	\$0.2450	\$2,303.00	0.33%
SFC - SCHAFFER CORP. LTD. FPO (ORDINARY FULLY PAID)	1,500 ✓	\$16.7200	\$25,080.00	3.61%
SGP - STOCKLAND STAPLED (FULLY PAID ORDINARY/UNITS STAPLED SECURITIES)	4,000 ✓	\$4.0300	\$16,120.00	2.32%
SHL - SONIC HEALTHCARE FPO (ORDINARY FULLY PAID)	1,500 ✓	\$35.5700	\$53,355.00	7.68%
SOL - SOUL PATTINSON (W.H) FPO (ORDINARY FULLY PAID)	1,500 ✓	\$31.7800	\$47,670.00	6.86%
SUN - SUNCORP GROUP LTD FPO (ORDINARY FULLY PAID)	3,000 ✓	\$13.4900	\$40,470.00	5.82%
SVW - SEVEN GROUP HOLDINGS FPO (ORDINARY FULLY PAID)	1,500 ✓	\$24.6500	\$36,975.00	5.32%
WES - WESFARMERS LIMITED FPO (ORDINARY FULLY PAID)	250 ✓	\$49.3400	\$12,335.00	1.77%
Sub Total			\$626,238.00	90.10%

Portfolio Valuation

30 JUNE 2023



71601
 CommSec

Cash Accounts	Portfolio Value	% of Portfolio
CDIA - 06600010692847	\$68,799.11	9.90%
TOTAL	\$695,037.11	100.00%

Transaction Summary

1 JULY 2022 - 30 JUNE 2023



MRS DIANNE ELIZABETH JAKINS + MR PAUL DOUGLAS JAKINS <JAKINS SUPER FUND A/C>

SHARES - 2170788 - HIN 35537228

Total Buys and Sells 2022 - 2023 Financial Year

Total Buys (inc. Brokerage + GST)	\$178,634.93
Total Sells (inc. Brokerage + GST)	\$141,790.98

ALU - ALTIUM LIMITED FPO (ORDINARY FULLY PAID)

Date	Type	Quantity	Unit Price	Trade Value	Brokerage+GST	GST	CNote	Total Value
✓ 05-Oct-2022	Sell (H)	-500 ✓	\$37.0000	-\$18,500.00	\$29.95	\$2.72	137580750	-\$18,470.05 ✓
Sub Total					\$29.95	\$2.72		-\$18,470.05

APA - APA GROUP STAPLED (FULLY PAID UNITS STAPLED SECURITIES)

Date	Type	Quantity	Unit Price	Trade Value	Brokerage+GST	GST	CNote	Total Value
✓ 31-Mar-2023	Buy (X)	1,000 ✓	\$10.1000	\$10,100.00 ✓	\$29.95	\$2.72	141998242	\$10,129.95 ✓
Sub Total					\$29.95	\$2.72		\$10,129.95

APX - APPEN LIMITED FPO (ORDINARY FULLY PAID)

Date	Type	Quantity	Unit Price	Trade Value	Brokerage+GST	GST	CNote	Total Value
✓ 06-Feb-2023	Buy (Q)	1,000 ✓	\$2.6400	\$2,640.00 ✓	\$19.95	\$1.81	140640278	\$2,659.95 ✓
Sub Total					\$19.95	\$1.81		\$2,659.95

ARB - ARB CORPORATION. FPO (ORDINARY FULLY PAID)

Date	Type	Quantity	Unit Price	Trade Value	Brokerage+GST	GST	CNote	Total Value
✓ 22-Mar-2023	Sell (Y)	-1,000 ✓	\$32.8900	-\$32,890.00	\$39.47 ✓	\$3.59	141774391	-\$32,850.53 ✓
✓ 16-Mar-2023	Buy (W)	500 ✓	\$31.1800	\$15,590.00	\$29.95 ✓	\$2.72	141658977	\$15,619.95 ✓
✓ 29-Nov-2022	Buy (L)	500 ✓	\$28.1000	\$14,050.00	\$29.95	\$2.72	139072488	\$14,079.95 ✓
Sub Total					\$99.37	\$9.03		-\$3,150.63

BEN - BENDIGO AND ADELAIDE FPO (ORDINARY FULLY PAID)

Date	Type	Quantity	Unit Price	Trade Value	Brokerage+GST	GST	CNote	Total Value
✓ 15-Aug-2022	Buy (E)	1,000 ✓	\$9.8500	\$9,850.00	\$19.95	\$1.81	136073998	\$9,869.95 ✓
Sub Total					\$19.95	\$1.81		\$9,869.95

BXB - BRAMBLES LIMITED FPO (ORDINARY FULLY PAID)

Date	Type	Quantity	Unit Price	Trade Value	Brokerage+GST	GST	CNote	Total Value
✓ 14-Mar-2023	Sell (V)	-1,000 ✓	\$13.0000	-\$13,000.00	\$29.95 ✓	\$2.72	141585972	-\$12,970.05 ✓
Sub Total					\$29.95	\$2.72		-\$12,970.05

Transaction Summary

1 JULY 2022 - 30 JUNE 2023

776001
CommSec

CKF - COLLINS FOODS LTD FPO (ORDINARY FULLY PAID)

Date	Type	Quantity	Unit Price	Trade Value	Brokerage+GST	GST	CNote	Total Value
✓ 27-Feb-2023	Buy (R)	1,000 ✓	\$8.3000	\$8,300.00	\$19.95 ✓	\$1.81	141154801	\$8,319.95 ✓
Sub Total					\$19.95	\$1.81		\$8,319.95

COL - COLES GROUP FPO (ORDINARY FULLY PAID)

Date	Type	Quantity	Unit Price	Trade Value	Brokerage+GST	GST	CNote	Total Value
✓ 03-Nov-2022	Buy (K)	500 ✓	\$16.0000	\$8,000.00	\$19.95	\$1.81	138368614	\$8,019.95 ✓
Sub Total					\$19.95	\$1.81		\$8,019.95

CWP - CEDAR WOODS PROP. FPO (ORDINARY FULLY PAID)

Date	Type	Quantity	Unit Price	Trade Value	Brokerage+GST	GST	CNote	Total Value
✓ 17-Jan-2023	Buy (O)	1,000 ✓	\$4.5792	\$4,579.19	\$19.95 ✓	\$1.81	140141328	\$4,599.14 ✓
Sub Total					\$19.95	\$1.81		\$4,599.14

DTL - DATA#3 LIMITED FPO (ORDINARY FULLY PAID)

Date	Type	Quantity	Unit Price	Trade Value	Brokerage+GST	GST	CNote	Total Value
✓ 15-Sep-2022	Sell (G)	-2,000 ✓	\$6.2500	-\$12,500.00	\$29.95	\$2.72	137035106	-\$12,470.05 ✓
Sub Total					\$29.95	\$2.72		-\$12,470.05

ELD - ELDERS LIMITED FPO (ORDINARY FULLY PAID)

Date	Type	Quantity	Unit Price	Trade Value	Brokerage+GST	GST	CNote	Total Value
✓ 23-Mar-2023	Buy (Y)	1,000 ✓	\$8.6500	\$8,650.00	\$19.95 ✓	\$1.81	141806900	\$8,669.95 ✓
✓ 28-Feb-2023	Buy (S)	500 ✓	\$9.2000	\$4,600.00	\$19.95 ✓	\$1.81	141219166	\$4,619.95 ✓
✓ 06-Feb-2023	Buy (Q)	500 ✓	\$9.5700	\$4,785.00	\$19.95 ✓	\$1.81	140634954	\$4,804.95 ✓
Sub Total					\$59.85	\$5.43		\$18,094.85

ERD - EROAD LIMITED FPO NZX (ORDINARY FULLY PAID FOREIGN EXEMPT NZX)

Date	Type	Quantity	Unit Price	Trade Value	Brokerage+GST	GST	CNote	Total Value
✓ 14-Mar-2023	Sell (✓)	-1,500 ✓	\$7.0000	-\$1,050.00	\$19.95 ✓	\$1.81	141579486	-\$1,030.05 ✓
Sub Total					\$19.95	\$1.81		-\$1,030.05

EVS - ENVIROSUITE LTD FPO (ORDINARY FULLY PAID)

Date	Type	Quantity	Unit Price	Trade Value	Brokerage+GST	GST	CNote	Total Value
✓ 01-Dec-2022	Buy (M)	15,000 ✓	\$1.2750	\$1,912.50	\$19.95	\$1.81	139148391	\$1,932.45 ✓
Sub Total					\$19.95	\$1.81		\$1,932.45

Transaction Summary

1 JULY 2022 - 30 JUNE 2023



HACK - BETA GLOBAL CYBER ETF UNITS (BETASHARES GLOBAL CYBERSECURITY ETF)

Date	Type	Quantity	Unit Price	Trade Value	Brokerage+GST	GST	CNote	Total Value
✓ 20-Apr-2023	Buy (AA)	1,000 ✓	\$8.4900	\$8,490.00	\$19.95 ✓	\$1.81	142403068	\$8,509.95 ✓
✓ 04-Jul-2022	Sell ✓ (A)	-1,000 ✓	\$8.2200	-\$8,220.00	\$19.95 ✓	\$1.81	134943088	-\$8,200.05 ✓
Sub Total					\$39.90	\$3.62		\$309.90

IVC - INVOCARE LIMITED FPO (ORDINARY FULLY PAID)

Date	Type	Quantity	Unit Price	Trade Value	Brokerage+GST	GST	CNote	Total Value
✓ 09-Mar-2023	Sell (U)	-2,000 ✓	\$12.2900	-\$24,580.00	\$29.95 ✓	\$2.72	141434961	-\$24,550.05 ✓
Sub Total					\$29.95	\$2.72		-\$24,550.05

JIN - JUMBO INTERACTIVE FPO (ORDINARY FULLY PAID)

Date	Type	Quantity	Unit Price	Trade Value	Brokerage+GST	GST	CNote	Total Value
✓ 14-Apr-2023	Buy (Z)	500 ✓	\$13.4500	\$6,725.00	\$19.95 ✓	\$1.81	142283731	\$6,744.95 ✓
✓ 22-Jul-2022	Buy (C)	500 ✓	\$13.5000	\$6,750.00	\$19.95	\$1.81	135409299	\$6,769.95 ✓
Sub Total					\$39.90	\$3.62		\$13,514.90

KGN - KOGAN.COM LTD FPO (ORDINARY FULLY PAID)

Date	Type	Quantity	Unit Price	Trade Value	Brokerage+GST	GST	CNote	Total Value
✓ 06-Dec-2022	Buy (N)	1,000 ✓	\$3.3000	\$3,300.00	\$19.95	\$1.81	139231625	\$3,319.95 ✓
Sub Total					\$19.95	\$1.81		\$3,319.95

NCK - NICK SCALI LIMITED FPO (ORDINARY FULLY PAID)

Date	Type	Quantity	Unit Price	Trade Value	Brokerage+GST	GST	CNote	Total Value
✓ 06-Feb-2023	Buy (Q)	1,000 ✓	\$10.7600	\$10,760.00	\$29.95	\$2.72	140635571	\$10,789.95 ✓
Sub Total					\$29.95	\$2.72		\$10,789.95

ORA - ORORA LIMITED FPO (ORDINARY FULLY PAID)

Date	Type	Quantity	Unit Price	Trade Value	Brokerage+GST	GST	CNote	Total Value
✓ 08-Jul-2022	Buy (B)	500 ✓	\$3.3300	\$1,665.00	\$19.95	\$1.81	135105973	\$1,684.95 ✓
Sub Total					\$19.95	\$1.81		\$1,684.95

ORG - ORIGIN ENERGY FPO (ORDINARY FULLY PAID)

Date	Type	Quantity	Unit Price	Trade Value	Brokerage+GST	GST	CNote	Total Value
✓ 07-Mar-2023	Sell (T)	-2,000 ✓	\$8.1100	-\$16,220.00	\$29.95 ✓	\$2.72	141389618	-\$16,190.05 ✓
Sub Total					\$29.95	\$2.72		-\$16,190.05

Transaction Summary

1 JULY 2022 - 30 JUNE 2023



RUL - RPMGLOBAL HLDGS LTD FPO (ORDINARY FULLY PAID)

Date	Type	Quantity	Unit Price	Trade Value	Brokerage+GST	GST	CNote	Total Value
✓ 14-Oct-2022	Sell (I)	-5,000 ✓	\$1.7000	-\$8,500.00	\$19.95	\$1.81	137825303	-\$8,480.05 ✓
Sub Total					\$19.95	\$1.81		-\$8,480.05

SFC - SCHAFFER CORP. LTD. FPO (ORDINARY FULLY PAID)

Date	Type	Quantity	Unit Price	Trade Value	Brokerage+GST	GST	CNote	Total Value
✓ 02-Aug-2022	Buy (D)	500 ✓	\$17.7500	\$8,875.00	\$19.95	\$1.81	135687814	\$8,894.95 ✓
Sub Total					\$19.95	\$1.81		\$8,894.95

SFR - SANDFIRE RESOURCES FPO (ORDINARY FULLY PAID)

Date	Type	Quantity	Unit Price	Trade Value	Brokerage+GST	GST	CNote	Total Value
✓ 28-Apr-2023	Sell (AB)	-1,000 ✓	\$6.6000	-\$6,600.00	\$19.95 ✓	\$1.81	142574182	-\$6,580.05 ✓
Sub Total					\$19.95	\$1.81		-\$6,580.05

SGP - STOCKLAND STAPLED (FULLY PAID ORDINARY/UNITS STAPLED SECURITIES)

Date	Type	Quantity	Unit Price	Trade Value	Brokerage+GST	GST	CNote	Total Value
✓ 21-Oct-2022	Buy (J)	1,000 ✓	\$3.3294	\$3,329.44	\$19.95	\$1.81	138010700	\$3,349.39 ✓
✓ 14-Oct-2022	Buy (I)	500 ✓	\$3.2700	\$1,635.00	\$19.95	\$1.81	137842391	\$1,654.95 ✓
Sub Total					\$39.90	\$3.62		\$5,004.34

SOL - SOUL PATTINSON (W.H) FPO (ORDINARY FULLY PAID)

Date	Type	Quantity	Unit Price	Trade Value	Brokerage+GST	GST	CNote	Total Value
✓ 01-Sep-2022	Buy (F)	500 ✓	\$25.3700	\$12,685.00	\$29.95	\$2.72	136621125	\$12,714.95 ✓
Sub Total					\$29.95	\$2.72		\$12,714.95

SVW - SEVEN GROUP HOLDINGS FPO (ORDINARY FULLY PAID)

Date	Type	Quantity	Unit Price	Trade Value	Brokerage+GST	GST	CNote	Total Value
✓ 22-Jul-2022	Buy (C)	500 ✓	\$17.2000	\$8,600.00	\$19.95	\$1.81	135407427	\$8,619.95 ✓
Sub Total					\$19.95	\$1.81		\$8,619.95

WES - WESFARMERS LIMITED FPO (ORDINARY FULLY PAID)

Date	Type	Quantity	Unit Price	Trade Value	Brokerage+GST	GST	CNote	Total Value
✓ 25-May-2023	Buy (AC)	250 ✓	\$48.9000	\$12,225.00	\$29.95 ✓	\$2.72	143225229	\$12,254.95 ✓
Sub Total					\$29.95	\$2.72		\$12,254.95

Transaction Summary

1 JULY 2022 - 30 JUNE 2023



The transaction summary is only able to display information available to Commonwealth Securities Limited. Certain transactions may not be displayed, including but not limited to transactions made off market such as Initial Public Offerings (IPOs) and Delivery vs Payment Settlements (DvP). Transactions regarding corporate actions or stock transfers are not included and can be found on your statements as issued by the company or the share registry. Transactions for Issuer Sponsored holdings placed outside of this account are not included in this summary. Links to some of the key share registries can be found below:

Computershare (<http://www.computershare.com/au/Pages/default.aspx>)
Link Market Services (<https://investorcentre.linkmarketservices.com.au/Login.aspx/Login>)
Boardroom Limited (<https://boardroomlimited.com.au>)
Security Transfer Registrars (<https://www.securitytransfer.com.au>)
Advanced Share Registry Services (<http://www.advancedshare.com.au/Home.aspx>)

The total brokerage outlined does not include any rebates you may have received over the financial year. Refer to your transaction statement records for this information.

This report only includes an estimate of dividends paid for holdings held with Commonwealth Securities Limited as at the ex-dividend date. For instance, any dividends paid prior to holdings being transferred to Commonwealth Securities Limited are not included.

This statement is an estimated summary document only and it is not intended to replace any document which contains information that may be required for taxation purposes. You should therefore refer to your CHESS statements, dividend statements, confirmation contract notes and other investment or bank account statements for your records in this regard. This statement may not include information on accounts which have been closed, switched product type, transferred Holder Identification Number (HIN), or switched Participant Identification Number (PID) during the financial year.

This statement is issued by Commonwealth Securities Limited ABN 60 067 254 399 AFSL 238814 (CommSec), a wholly owned but non-guaranteed subsidiary of the Commonwealth Bank of Australia ABN 48 123 123 124 AFSL 234945. CommSec is a Market Participant of ASX Limited and Cboe Australia Pty Limited, a Clearing Participant of ASX Clear Pty Limited and a Settlement Participant of ASX Settlement Pty Limited. Information contained in this statement is believed to be accurate at the time the statement is generated. CBA and its subsidiaries do not accept any liability for any errors or omissions contained in this statement, or any responsibility for any action taken in reliance on this statement. This document contains general information only and does not take into account your individual objectives, financial and taxation situations or needs. Before acting on the information, consider the appropriateness of your own objectives, needs, financial and taxation situation and, if necessary, seek appropriate independent financial and taxation advice. CBA is not a registered tax (financial) adviser under the Tax Agent Services Act 2009. If there are any errors in this statement, please contact us.

Address: Commonwealth Securities Limited, Locked Bag 22, Australia Square NSW 1215 | Phone: 13 15 19 | Website: www.commsec.com.au

If you are not satisfied with the service or advice you receive from us, you are entitled to complain. We have established procedures to ensure that all enquiries and complaints are properly dealt with. Please refer to our Financial Services Guide for more information. If an issue has not been resolved to your satisfaction, you can lodge a complaint with the Australian Financial Complaints Authority. AFCA provides fair and independent financial services complaint resolution that is free to consumers. Website: www.afca.org.au, Telephone: 1800 931 678 (free call), Email: info@afca.org.au, In writing to: Australian Financial Complaints Authority, GPO Box 3, Melbourne VIC 3001.



Nearmap Ltd | ABN 37 083 702 907

MRS DIANNE ELIZABETH JAKINS &
MR PAUL DOUGLAS JAKINS
<JAKINS SUPER FUND A/C>
9 HAYES ST
BUNBURY WA 6230

All Registry Communication to:



GPO Box 5193, Sydney NSW 2001
1300 288 664 (within Australia)
+61 2 8072 1400 (international)
hello@automic.com.au
www.automicgroup.com.au

77600/NEA

Holder Number

X*****37228

Summary of Key Information

Security Class:	Ordinary Shares
ASX Code:	NEA
Record Date:	8 December 2022
Payment Date:	15 December 2022

Payment Summary

Payment Amount:
\$ 12,600.00 AUD

Payment Method:
Electronic Funds Transfer (EFT)

Direct Credit Payment Confirmation

Your payment has been credited to your financial institution in accordance with your payment instructions set out below.

Bank Domicile:	AUS
Bank Code (BSB):	066-000
Account Number:	*****847
Amount Deposited:	\$ 12,600.00 AUD
Date Credited:	15 December 2022

Payment Advice

Dear Shareholder,

This Payment Advice represents your consideration payable under the scheme of arrangement approved by the Federal Court of Australia on 5 December 2022, under which Thoma Bravo BidCo has acquired 100% of shares in Nearmap Ltd.

Set out below is the consideration paid to you under the Scheme.

Payment Total

Shares at Record Date	Consideration per Share	Total Consideration
6,000	\$2.10 AUD	\$ 12,600.00 AUD

IMPORTANT PLEASE NOTE:

- This Payment Advice contains important information. You should retain this advice for taxation purposes.
- Securityholders should obtain their own professional advice on the tax implications of these payments.

850 00



Australian Government
Australian Taxation Office

Agent 4YOU ACCOUNTING & TAXATION

Client THE TRUSTEE FOR JAKINS
SUPERANNUATION FUND

ABN 26 767 933 299

TFN 810 531 867

Income tax 551

Date generated	13 November 2023
Overdue	\$0.00
Not yet due	\$0.00
Balance	\$0.00

Transactions

5 results found - from 13 November 2021 to 13 November 2023 sorted by **processed date** ordered **newest to oldest**

Processed date	Effective date	Description	Debit (DR)	Credit (CR)	Balance
12 May 2023	17 May 2023	EFT refund for Income Tax for the period from 01 Jul 21 to 30 Jun 22 ✓	\$1,270.33		\$0.00 ✓
11 May 2023	11 May 2023	Tax return Self Man Superfund - Income Tax for the period from 01 Jul 21 to 30 Jun 22		\$1,270.33	\$1,270.33 CR
27 May 2022	27 May 2022	General interest charge			\$0.00
27 May 2022	26 May 2022	Payment received		\$3,563.17	\$0.00
2 Mar 2022	16 May 2022	Tax return Self Man Superfund - Income Tax for the period from 01 Jul 20 to 30 Jun 21	\$3,563.17		\$3,563.17 DR



Activity statement 001

Date generated	13 November 2023
Overdue	\$0.00
Not yet due	\$0.00
Balance	\$36.00 CR

Transactions

19 results found - from 13 November 2021 to 13 November 2023 sorted by processed date ordered newest to oldest

Processed date	Effective date	Description	Debit (DR)	Credit (CR)	Balance
9 May 2023	1 Aug 2022	General interest charge			\$36.00 CR
8 May 2023	26 May 2023	Original Activity Statement for the period ending 31 Mar 23 - PAYG Instalments	\$853.00		\$36.00 CR
8 May 2023	28 Jul 2022	Client initiated amended Activity Statement for the period ending 30 Jun 22 - PAYG Withholding	\$817.00		\$889.00 CR
4 May 2023	3 May 2023	Payment received		\$853.00	\$1,706.00 CR
12 Apr 2023	11 Apr 2023	Payment received		\$853.00	\$853.00 CR
5 Mar 2023	5 Mar 2023	General interest charge			\$0.00
5 Mar 2023	28 Feb 2023	Original Activity Statement for the period ending 31 Dec 22 - PAYG Instalments	\$853.00		\$0.00
15 Feb 2023	13 Feb 2023	Payment received		\$853.00	\$853.00 CR
30 Oct 2022	30 Oct 2022	General interest charge			\$0.00
30 Oct 2022	28 Oct 2022	Original Activity Statement for the period ending 30 Sep 22 - PAYG Instalments	\$853.00		\$0.00
24 Oct 2022	21 Oct 2022	Payment received		\$853.00	\$853.00 CR
30 Aug 2022	30 Aug 2022	General interest charge			\$0.00
30 Aug 2022	29 Aug 2022	Payment received		\$837.00	\$0.00
1 Aug 2022	1 Aug 2022	General interest charge			\$837.00 DR

NOTE NO
JUNE PAYG

860 00

Processed date	Effective date	Description	Debit (DR)	Credit (CR)	Balance
31 Jul 2022	28 Jul 2022	Original Activity Statement for the period ending 30 Jun 22 - PAYG Instalments	\$837.00		\$837.00 DR
22 Jul 2022	22 Jul 2022	General interest charge			\$0.00
22 Jul 2022	21 Jul 2022	Payment received		\$837.00 ✓	\$0.00
22 Jul 2022	1 Jul 2022	General interest charge			\$837.00 DR
3 Jul 2022	26 May 2022	Original Activity Statement for the period ending 31 Mar 22 - PAYG Instalments	\$837.00		\$837.00 DR