

## GD & LA Edwards Superannuation Fund

# Trial Balance

As at 30 June 2021

Last Year	Code	Account Name	Units	Debits \$	Credits \$
	<b>23800</b>	<b>Distributions Received</b>			
	23800/APA.AX2	APA Group			22.74
(15,370.25)	23800/EDWA.AX	Edwards Family Unit Trust			16,650.08
(105.69)	23800/LLC.AX2	Lendlease Group			
(2,247.70)	23800/NBI.AX	Nb Global Corporate Income Trust			
	23800/WPR.AX	Waypoint Reit			433.19
	<b>23900</b>	<b>Dividends Received</b>			
	23900/ALL.AX	Aristocrat Leisure Limited			57.50
(152.55)	23900/ANN.AX	Ansell Limited - Ordinary Fully Paid			104.75
	23900/BHP.AX	BHP Group Limited			2,609.97
(59.50)	23900/BKL.AX	Blackmores Limited			
	23900/BSL.AX	Bluescope Steel Limited			61.92
(1,236.97)	23900/CBA.AX	Commonwealth Bank Of Australia.			980.00
(621.09)	23900/CGFPA.AX	Challenger Limited - Cnv Pref 3- Bbsw+3.40% Perp Sub Non-Cum Red T-05-22			
	23900/CSL.AX	CSL Limited			362.57
	23900/FMG.AX	Fortescue Metals Group Ltd			540.96
	23900/HVN.AX	Harvey Norman Holdings Limited			431.40
	23900/JBH.AX	Jb Hi-fi Limited			372.60
(257.13)	23900/LLC.AX2	Lendlease Group			
(365.10)	23900/MFG.AX	Magellan Financial Group Limited			535.03
(1,273.22)	23900/NAB.AX	National Australia Bank Limited			360.00
(825.24)	23900/OR.AX	Orora Limited			
(779.92)	23900/RIO.AX	RIO Tinto Limited			
(124.00)	23900/RWC.AX	Reliance Worldwide Corporation Limited			
(373.15)	23900/SHL.AX	Sonic Healthcare Limited			396.69
(1,121.88)	23900/SIQ.AX	Smartgroup Corporation Ltd - Ordinary Fully Paid			
	23900/STO.AX	Santos Limited			143.45
	23900/SUL.AX	Super Retail Group Limited			518.43
	23900/SXY.AX	Senex Energy Limited			277.77

## GD & LA Edwards Superannuation Fund

# Trial Balance

As at 30 June 2021

Last Year	Code	Account Name	Units	Debits \$	Credits \$
(620.00)	23900/WBC.AX	Westpac Banking Corporation			867.68
(2,165.88)	23900/WBCPG.AX	Westpac Banking Corporation			366.11
	23900/WOR.AX	Worley Limited			435.50
(1,245.52)	23900/WPL.AX	Woodside Petroleum Ltd			60.42
	<b>24200</b>	<b>Contributions</b>			
(1,600.00)	24200/EDWGAR00001 A	(Contributions) Edwards, Gary - Accumulation			500.00
(1,500.00)	24200/EDWLYN00001 A	(Contributions) Edwards, Lynette - Accumulation			500.00
1,709.68	24700	Changes in Market Values of Investments			106,146.65
	<b>25000</b>	<b>Interest Received</b>			
(7.20)	25000/NAB570792302	Cash at Bank			1.33
(129.72)	25000/WBCNBF132165 4	Ord Minnett Cash Account			
6,175.00	30100	Accountancy Fees		3,210.00	
518.00	30400	ATO Supervisory Levy		259.00	
869.00	30700	Auditor's Remuneration		330.00	
54.00	30800	ASIC Fees		55.00	
3,955.56	30900	Advisor Fees		4,163.45	
	<b>37500</b>	<b>Investment Expenses</b>			
1,005.32	37500/00019	Investment Expenses			
	37500/1240566876	Investment Portfolio Fees		1,052.69	
320.00	38000	Insurance		320.00	
	<b>41600</b>	<b>Pensions Paid</b>			
52,841.33	41600/EDWGAR00002 P	(Pensions Paid) Edwards, Gary - Pension (Pension)			
	41600/EDWGAR00048 P	(Pensions Paid) Edwards, Gary - Pension (Account Based Pension 2)		500.00	
	41600/EDWGAR00068 P	(Pensions Paid) Edwards, Gary - Pension (Account Based Pension 3)		50,547.91	
	41600/EDWLYN00129 P	(Pensions Paid) Edwards, Lynette - Pension (Account Based Pension)		2,500.00	
	41600/EDWLYN00162 P	(Pensions Paid) Edwards, Lynette - Pension (Account Based Pension 2)		500.00	
315.50	48500	Income Tax Expense			3,470.07
(35,581.68)	49000	Profit/Loss Allocation Account		73,768.76	
	<b>50010</b>	<b>Opening Balance</b>			

## GD & LA Edwards Superannuation Fund

# Trial Balance

As at 30 June 2021

Last Year	Code	Account Name	Units	Debits	Credits
				\$	\$
(88,650.92)	50010/EDWGAR00001 A	(Opening Balance) Edwards, Gary - Accumulation			91,558.81
(735,373.05)	50010/EDWGAR00002 P	(Opening Balance) Edwards, Gary - Pension (Pension)			693,602.27
(112,572.97)	50010/EDWLYN00001 A	(Opening Balance) Edwards, Lynette - Accumulation			115,854.18
	<b>52420</b>	<b>Contributions</b>			
(1,600.00)	52420/EDWGAR00001 A	(Contributions) Edwards, Gary - Accumulation			500.00
(1,500.00)	52420/EDWLYN00001 A	(Contributions) Edwards, Lynette - Accumulation			500.00
	<b>53100</b>	<b>Share of Profit/(Loss)</b>			
(1,835.69)	53100/EDWGAR00001 A	(Share of Profit/(Loss)) Edwards, Gary - Accumulation			0.00
(14,537.70)	53100/EDWGAR00002 P	(Share of Profit/(Loss)) Edwards, Gary - Pension (Pension)			0.00
	53100/EDWGAR00068 P	(Share of Profit/(Loss)) Edwards, Gary - Pension (Account Based Pension 3)			110,314.94
(2,339.06)	53100/EDWLYN00001 A	(Share of Profit/(Loss)) Edwards, Lynette - Accumulation			0.00
	53100/EDWLYN00129 P	(Share of Profit/(Loss)) Edwards, Lynette - Pension (Account Based Pension)			16,501.73
	<b>53330</b>	<b>Income Tax</b>			
437.80	53330/EDWGAR00001 A	(Income Tax) Edwards, Gary - Accumulation			0.00
3,467.15	53330/EDWGAR00002 P	(Income Tax) Edwards, Gary - Pension (Pension)			0.00
557.85	53330/EDWLYN00001 A	(Income Tax) Edwards, Lynette - Accumulation			0.00
	<b>53800</b>	<b>Contributions Tax</b>			
90.00	53800/EDWGAR00001 A	(Contributions Tax) Edwards, Gary - Accumulation			0.00
	<b>54160</b>	<b>Pensions Paid</b>			
52,841.33	54160/EDWGAR00002 P	(Pensions Paid) Edwards, Gary - Pension (Pension)			0.00
	54160/EDWGAR00048 P	(Pensions Paid) Edwards, Gary - Pension (Account Based Pension 2)		500.00	
	54160/EDWGAR00068 P	(Pensions Paid) Edwards, Gary - Pension (Account Based Pension 3)		50,547.91	
	54160/EDWLYN00129 P	(Pensions Paid) Edwards, Lynette - Pension (Account Based Pension)		2,500.00	
	54160/EDWLYN00162 P	(Pensions Paid) Edwards, Lynette - Pension (Account Based Pension 2)		500.00	
	<b>56100</b>	<b>Internal Transfers In</b>			
	56100/EDWGAR00001 A	(Internal Transfers In) Edwards, Gary - Accumulation			693,602.27

## GD & LA Edwards Superannuation Fund

# Trial Balance

As at 30 June 2021

Last Year	Code	Account Name	Units	Debits \$	Credits \$
	56100/EDWGAR00048 P	(Internal Transfers In) Edwards, Gary - Pension (Account Based Pension 2)			500.00
	56100/EDWGAR00068 P	(Internal Transfers In) Edwards, Gary - Pension (Account Based Pension 3)			785,161.08
	56100/EDWLYN00129 P	(Internal Transfers In) Edwards, Lynette - Pension (Account Based Pension)			115,854.18
	56100/EDWLYN00162 P	(Internal Transfers In) Edwards, Lynette - Pension (Account Based Pension 2)			500.00
	<b>57100</b>	<b>Internal Transfers Out</b>			
0.00	57100/EDWGAR00001 A	(Internal Transfers Out) Edwards, Gary - Accumulation		785,661.08	
	57100/EDWGAR00002 P	(Internal Transfers Out) Edwards, Gary - Pension (Pension)		693,602.27	
	57100/EDWLYN00001 A	(Internal Transfers Out) Edwards, Lynette - Accumulation		116,354.18	
	<b>60400</b>	<b>Bank Accounts</b>			
31.05	60400/NAB175505300 5	NABTRADE High Int 1755053-005		31.05	
72.54	60400/NAB302506066	Nabtrade - Cash Account		72.54	
664.03	60400/NAB570792302	Cash at Bank		2,649.55	
117,138.46	60400/WBCNBF132165 4	Ord Minnett Cash Account		16,478.40	
	<b>61800</b>	<b>Distributions Receivable</b>			
	61800/APA.AX2	APA Group		22.74	
41.26	61800/LLC.AX2	Lendlease Group			0.00
26,962.45	68000	Sundry Debtors			0.00
	<b>77600</b>	<b>Shares in Listed Companies (Australian)</b>			
	77600/AD8.AX	Audinate Group Limited	958.0000	7,788.54	
14,662.50	77600/ALL.AX	Aristocrat Leisure Limited	0.0000		0.00
0.00	77600/ANN.AX	Ansell Limited - Ordinary Fully Paid	383.0000	16,664.33	
0.00	77600/ANZ.AX	Australia And New Zealand Banking Group Limited	1,067.0000	30,036.05	
	77600/APX.AX	Appen Limited	900.0000	12,240.00	
42,410.88	77600/BHP.AX	BHP Group Limited	721.0000	35,018.97	
	77600/BSL.AX	Bluescope Steel Limited	1,146.0000	25,166.16	
69,420.00	77600/CBA.AX	Commonwealth Bank Of Australia.	0.0000		0.00

## GD & LA Edwards Superannuation Fund

# Trial Balance

As at 30 June 2021

Last Year	Code	Account Name	Units	Debits \$	Credits \$
	77600/COE.AX	Cooper Energy Limited	14,814.0000	3,851.64	
19,803.00	77600/CSL.AX	CSL Limited	65.0000	18,537.35	
	77600/ECX.AX	Eclipx Group Limited	3,841.0000	8,719.07	
	77600/HVN.AX	Harvey Norman Holdings Limited	3,127.0000	17,135.96	
	77600/JBH.AX	Jb Hi-fi Limited	174.0000	8,800.92	
0.00	77600/NAB.AX	National Australia Bank Limited	1,516.0000	39,749.52	
	77600/NCM.AX	Newcrest Mining Limited	354.0000	8,949.12	
0.00	77600/NXT.AX	Nextdc Limited	1,068.0000	12,666.48	
15,850.00	77600/OSH.AX	Oil Search Limited	0.0000		0.00
0.00	77600/QAN.AX	Qantas Airways Limited	4,330.0000	20,177.80	
13,358.77	77600/SHL.AX	Sonic Healthcare Limited	0.0000		0.00
9,709.60	77600/STO.AX	Santos Limited	0.0000		0.00
	77600/SUL.AX	Super Retail Group Limited	1,571.0000	20,281.61	
	77600/SXY.AX	Senex Energy Limited	5,452.0000	18,700.36	
	77600/SZL.AX	Sezzle Inc.	1,760.0000	15,505.60	
	77600/TYR.AX	Tyro Payments Limited	4,575.0000	16,836.00	
	77600/VVA.AX	Viva Leisure Limited	1,428.0000	2,341.92	
0.00	77600/WBC.AX	Westpac Banking Corporation	1,496.0000	38,611.76	
42,454.50	77600/WBCPG.AX	Westpac Banking Corporation	0.0000		0.00
0.00	77600/WEB.AX	Webjet Limited	3,237.0000	15,893.67	
0.00	77600/WPL.AX	Woodside Petroleum Ltd	874.0000	19,411.54	
	<b>78000</b>	<b>Stapled Securities</b>			
	78000/APA.AX2	APA Group	1,359.0000	12,095.10	
	<b>78400</b>	<b>Units in Unlisted Unit Trusts (Australian)</b>			
528,612.78	78400/EDWA.AX	Edwards Family Unit Trust	527,919.6200	528,612.78	
4,836.50	85000	Income Tax Payable/Refundable		3,470.07	
(1,288.00)	86000	PAYG Instalment Payable			0.00
(3,725.06)	88009	Loan - Edwards Family Unit Trust			1,732.58

2,763,388.85

2,763,388.85

**Current Year Profit/(Loss): 70,298.69**

**GD & LA Edwards Superannuation Fund**  
**Interest Reconciliation Report**

For The Period 01 July 2020 - 30 June 2021

Date	Payment Amount	Gross Interest	TFN Withheld	Foreign Income	Foreign Credits
<b>Bank Accounts</b>					
NAB570792302 Cash at Bank					
31/07/2020	0.02	0.02			
31/08/2020	0.01	0.01			
30/09/2020	0.02	0.02			
30/10/2020	0.02	0.02			
31/12/2020	0.23	0.23			
29/01/2021	0.21	0.21			
26/02/2021	0.14	0.14			
31/03/2021	0.09	0.09			
30/04/2021	0.18	0.18			
31/05/2021	0.30	0.30			
30/06/2021	0.11	0.11			
	1.33	1.33			
	<b>1.33</b>	<b>1.33</b>			
<b>TOTAL</b>	<b>1.33</b>	<b>1.33</b>			

**Tax Return Reconciliation**

	Totals	Tax Return Label
Gross Interest	1.33	11C

# GD & LA Edwards Superannuation Fund

## Dividend Reconciliation Report

For The Period 01 July 2020 - 30 June 2021

Date	Net Payment Received	Australian Income			Foreign Income			Withheld		
		Unfranked	Franked	Franking Credits	Foreign Income	Foreign Credits	NZ Credits	TFN Withheld	Non-Resident	LIC Deduction
<b>Shares in Listed Companies (Australian)</b>										
ALL.AX Aristocrat Leisure Limited										
18/12/2020	57.50	0.00	57.50	24.64						
	57.50	0.00	57.50	24.64						
ANN.AX Ansell Limited - Ordinary Fully Paid										
10/03/2021	104.75	104.75								
	104.75	104.75								
BHP.AX BHP Group Limited										
22/09/2020	893.41	0.00	893.41	382.89						
23/03/2021	1,716.56	0.00	1,716.56	735.67						
	2,609.97	0.00	2,609.97	1,118.56						
BSL.AX Bluescope Steel Limited										
30/03/2021	61.92	61.92								
	61.92	61.92								
CBA.AX Commonwealth Bank Of Australia.										
30/09/2020	980.00	0.00	980.00	420.00						
	980.00	0.00	980.00	420.00						



# GD & LA Edwards Superannuation Fund

## Dividend Reconciliation Report

For The Period 01 July 2020 - 30 June 2021

Date	Net Payment Received	Australian Income			Foreign Income			Withheld		
		Unfranked	Franked	Franking Credits	Foreign Income	Foreign Credits	NZ Credits	TFN Withheld	Non-Resident	LIC Deduction
CSL.AX CSL Limited										
09/10/2020	226.32	226.32								
01/04/2021	136.25	136.25								
	362.57	362.57								
FMG.AX Fortescue Metals Group Ltd										
24/03/2021	540.96	0.00	540.96	231.84						
	540.96	0.00	540.96	231.84						
HVN.AX Harvey Norman Holdings Limited										
03/05/2021	431.40	0.00	431.40	184.89						
	431.40	0.00	431.40	184.89						
JBH.AX Jb Hi-fi Limited										
12/03/2021	372.60	0.00	372.60	159.69						
	372.60	0.00	372.60	159.69						
MFG.AX Magellan Financial Group Limited										
25/02/2021	535.03	133.76	401.27	171.97						
	535.03	133.76	401.27	171.97						
NAB.AX National Australia Bank Limited										

# GD & LA Edwards Superannuation Fund

## Dividend Reconciliation Report

For The Period 01 July 2020 - 30 June 2021

Date	Net Payment Received	Australian Income			Foreign Income			Withheld		
		Unfranked	Franked	Franking Credits	Foreign Income	Foreign Credits	NZ Credits	TFN Withheld	Non-Resident	LIC Deduction
03/07/2020	360.00	0.00	360.00	154.29						
	360.00	0.00	360.00	154.29						
SHL.AX Sonic Healthcare Limited										
22/09/2020	223.89	156.72	67.17	28.79						
24/03/2021	172.80	120.96	51.84	22.22						
	396.69	277.68	119.01	51.01						
STO.AX Santos Limited										
24/09/2020	53.38	0.00	53.38	22.87						
25/03/2021	90.07	0.00	90.07	38.60						
	143.45	0.00	143.45	61.47						
SUL.AX Super Retail Group Limited										
01/04/2021	518.43	0.00	518.43	222.18						
	518.43	0.00	518.43	222.18						
SXY.AX Senex Energy Limited										
07/04/2021	277.77	9.72	268.05	114.88						
	277.77	9.72	268.05	114.88						
WBC.AX Westpac Banking Corporation										

# GD & LA Edwards Superannuation Fund

## Dividend Reconciliation Report

For The Period 01 July 2020 - 30 June 2021

Date	Net Payment Received	Australian Income			Foreign Income			Withheld		
		Unfranked	Franked	Franking Credits	Foreign Income	Foreign Credits	NZ Credits	TFN Withheld	Non-Resident	LIC Deduction
25/06/2021	867.68	0.00	867.68	371.86						
	867.68	0.00	867.68	371.86						
WBCPG.AX Westpac Banking Corporation										
30/09/2020	366.11	0.00	366.11	156.90						
	366.11	0.00	366.11	156.90						
WOR.AX Worley Limited										
30/09/2020	435.50	435.50								
	435.50	435.50								
WPL.AX Woodside Petroleum Ltd										
24/03/2021	60.42	0.00	60.42	25.89						
	60.42	0.00	60.42	25.89						
	<b>9,482.75</b>	<b>1,385.90</b>	<b>8,096.85</b>	<b>3,470.07</b>						

**GD & LA Edwards Superannuation Fund**  
**Dividend Reconciliation Report**

For The Period 01 July 2020 - 30 June 2021

Date	Net Payment Received	Australian Income			Foreign Income			Withheld		
		Unfranked	Franked	Franking Credits	Foreign Income	Foreign Credits	NZ Credits	TFN Withheld	Non-Resident	LIC Deduction
TOTAL	9,482.75	1,385.90	8,096.85	3,470.07						

**Tax Return Reconciliation**

	Totals	Tax Return Label
Unfranked	1,385.90	J
Franked Dividends	8,096.85	K
Franking Credits	3,470.07	L

# GD & LA Edwards Superannuation Fund

## Distribution Reconciliation Report

For The Period 01 July 2020 - 30 June 2021

Date	Payment Received	Non Primary Production Income (A) * <sub>1</sub>		Interest/ Other	Franking Credits	Discounted (After Discount)	Distributed Capital Gains (B) * <sub>2</sub>				Foreign Income * <sub>3</sub>		Non-Assessable			Taxable Income
		Franked	Unfranked				Rate * <sub>5</sub>	CGT Concession	Indexed	Other	Foreign Income	Foreign Credits	Tax Exempt	Tax Free	Tax Deferred / AMIT * <sub>6</sub>	
<b>Stapled Securities</b>																
APA.AX APA Group																
29/06/2021	22.74			22.74			S								0.00	22.74
	22.74			22.74											0.00	22.74
	<i>Net Cash Distribution:</i>	22.74														
WPR.AX Waypoint Reit																
26/02/2021	433.19			282.92		14.82	S								135.45	297.74
	433.19			282.92		14.82									135.45	297.74
	<i>Net Cash Distribution:</i>	433.19														
	<b>455.93</b>			<b>305.66</b>		<b>14.82</b>									<b>135.45</b>	<b>320.48</b>
<b>Units in Unlisted Unit Trusts (Australian)</b>																
EDWA.AX Edwards Family Unit Trust																
02/07/2020	1,233.15			1,233.15			S								0.00	1,233.15
05/08/2020	749.60			749.60			S								0.00	749.60
07/09/2020	1,500.00			1,500.00			S								0.00	1,500.00
23/09/2020	1,000.00			1,000.00			S								0.00	1,000.00
03/11/2020	1,000.00			1,000.00			S								0.00	1,000.00
09/12/2020	2,099.25			2,099.25			S								0.00	2,099.25
01/02/2021	1,000.00			1,000.00			S								0.00	1,000.00

**GD & LA Edwards Superannuation Fund**  
**Distribution Reconciliation Report**

For The Period 01 July 2020 - 30 June 2021

Date	Non Primary Production Income (A) * <sub>1</sub>					Distributed Capital Gains (B) * <sub>2</sub>					Foreign Income * <sub>3</sub>		Non-Assessable			Taxable Income
	Payment Received	Franked	Unfranked	Interest/ Other	Franking Credits	Discounted (After Discount)	Rate * <sub>5</sub>	CGT Concession	Indexed	Other	Foreign Income	Foreign Credits	Tax Exempt	Tax Free	Tax Deferred / AMIT * <sub>6</sub>	
08/02/2021	2,000.00			2,000.00			S								0.00	2,000.00
19/03/2021	1,200.00			1,200.00			S								0.00	1,200.00
12/04/2021	2,104.75			2,104.75			S								0.00	2,104.75
24/05/2021	2,104.00			2,104.00			S								0.00	2,104.00
30/06/2021	659.33			659.33			S								0.00	659.33
	16,650.08			16,650.08											0.00	16,650.08
<i>Net Cash Distribution:</i>		16,650.08														
	<b>16,650.08</b>			<b>16,650.08</b>											<b>0.00</b>	<b>16,650.08</b>

# GD & LA Edwards Superannuation Fund Distribution Reconciliation Report

For The Period 01 July 2020 - 30 June 2021

Date	Non Primary Production Income (A) * <sub>1</sub>			Distributed Capital Gains (B) * <sub>2</sub>				Foreign Income * <sub>3</sub>		Non-Assessable				Taxable Income		
	Payment Received	Franked	Unfranked	Interest/ Other	Franking Credits	Discounted (After Discount)	Rate * <sub>5</sub>	CGT Concession	Indexed	Other	Foreign Income	Foreign Credits	Tax Exempt		Tax Free	Tax Deferred / AMIT * <sub>6</sub>
<b>TOTAL</b>	17,106.01			16,955.74		14.82									135.45	16,970.56

## Total Distributed Gains

Discount Rate	Discounted	Gross
Superfund 1/3	14.82	22.23
Individual 50%(I)	0.00	0.00
<b>Total</b>	<b>14.82</b>	<b>22.23</b>

### \*<sub>1</sub> Summary of Non Primary Production Income (A)

Tax Label	Franked	Unfranked	Interest/Other	Less Other Deduction	Income Before Credits * <sub>7</sub>	Franking Credits	Total Including Credits
11M Gross trust distributions			16,955.74		16,955.74		16,955.74

\*<sub>2</sub> Forms part of the Net Capital Gains calculation for Tax Label 11A.

\*<sub>3</sub> Forms part of the Foreign Credits calculation for Tax Label 11D, D1, 13C1.

\*<sub>4</sub> Taxable Income is designed to match Tax Statement provided by Fund Manager.

Taxable Income in the SMSF Annual Return will be different due to application of Capital Losses in Net Capital Gain calculation and application of different discount method.

\*<sub>5</sub> This is the discount rate selected for the transaction. "S" being Super Funds at 1/3 and "I" being Individual at 50%.

\*<sub>6</sub> AMIT cost base net increase is reflected as negative amount i.e. negative tax deferred and AMIT cost base net decrease is reflected as positive amount i.e. positive tax deferred.

\*<sub>7</sub> Sum of Income Before Credits reconciles with Taxable Trust Distributions in Statement of Taxable Income.

^ Variance between Payment Received and Net Cash Distribution.

# GD & LA Edwards Superannuation Fund

## Contributions Breakdown Report

For The Period 01 July 2020 - 30 June 2021

### Summary

Member	D.O.B	Age (at 30/06/2020)	Total Super Balance (at 30/06/2020) *1	Concessional	Non-Concessional	Other	Reserves	Total
Edwards, Gary	Provided	63	785,161.08	0.00	0.00	500.00	0.00	500.00
Edwards, Lynette	Provided	59	115,854.18	0.00	0.00	500.00	0.00	500.00
<b>All Members</b>				<b>0.00</b>	<b>0.00</b>	<b>1,000.00</b>	<b>0.00</b>	<b>1,000.00</b>

\*1 TSB can include information external to current fund's transaction records. The amount is per individual across all funds.

### Contribution Caps

Member	Contribution Type	Contributions	Cap	Current Position
Edwards, Gary	Concessional	0.00	25,000.00	25,000.00 Below Cap
	Non-Concessional	0.00	100,000.00	100,000.00 Below Cap
Edwards, Lynette	Concessional	0.00	75,000.00	75,000.00 Below Cap
	Non-Concessional	0.00	100,000.00	100,000.00 Below Cap

### Carry Forward Unused Concessional Contribution Cap

Member	2016	2017	2018	2019	2020	2021	Current Position
Edwards, Gary							
Concessional Contribution Cap	35,000.00	35,000.00	25,000.00	25,000.00	25,000.00	25,000.00	
Concessional Contribution	4,500.00	14,195.00	25,000.00	25,000.00	600.00	0.00	
Unused Concessional Contribution	0.00	0.00	0.00	0.00	24,400.00	25,000.00	
Cumulative Carry Forward Unused	N/A	N/A	N/A	0.00	0.00	0.00	
Maximum Cap Available	35,000.00	35,000.00	25,000.00	25,000.00	25,000.00	25,000.00	25,000.00 Below Cap
Total Super Balance	0.00	0.00	824,574.27	817,552.73	824,023.97	785,161.08	



Edwards, Lynette							
Concessional Contribution Cap	35,000.00	35,000.00	25,000.00	25,000.00	25,000.00	25,000.00	
Concessional Contribution	0.00	12,000.00	0.00	0.00	0.00	0.00	
Unused Concessional Contribution	0.00	0.00	0.00	25,000.00	25,000.00	25,000.00	
Cumulative Carry Forward Unused	N/A	N/A	N/A	0.00	25,000.00	50,000.00	
Maximum Cap Available	35,000.00	35,000.00	25,000.00	25,000.00	50,000.00	75,000.00	75,000.00 Below Cap
Total Super Balance	0.00	0.00	102,015.23	109,447.79	112,572.97	115,854.18	

**NCC Bring Forward Caps**

Member	Bring Forward Cap	2018	2019	2020	2021	Total	Current Position
Edwards, Gary	N/A	1,467.22	0.00	1,000.00	0.00	N/A	Bring Forward Not Triggered
Edwards, Lynette	N/A	1,467.24	0.00	1,000.00	0.00	N/A	Bring Forward Not Triggered

**Edwards, Gary**

Date	Transaction Description	Contribution Type	Ledger Data				SuperStream Data						
			Concessional	Non-Concession	Other	Reserves	Contribution	Employer	Concessional	Non-Concess	Other		
13/05/2021	ATO0070000143875 25ATO 012721	Government Co-Contributions			500.00								
<b>Total - Edwards, Gary</b>			<b>0.00</b>	<b>0.00</b>	<b>500.00</b>	<b>0.00</b>				<b>0.00</b>	<b>0.00</b>	<b>0.00</b>	

**Edwards, Lynette**

Date	Transaction Description	Contribution Type	Ledger Data				SuperStream Data						
			Concessional	Non-Concession	Other	Reserves	Contribution	Employer	Concessional	Non-Concess	Other		
13/05/2021	ATO0070000143875 25ATO 012721	Government Co-Contributions			500.00								
<b>Total - Edwards, Lynette</b>			<b>0.00</b>	<b>0.00</b>	<b>500.00</b>	<b>0.00</b>				<b>0.00</b>	<b>0.00</b>	<b>0.00</b>	

**Total for All Members**

---

0.00	0.00	1,000.00	0.00
------	------	----------	------

---

# GD & LA Edwards Superannuation Fund

## Contributions Summary Report

For The Period 01 July 2020 - 30 June 2021

---

### Gary Edwards

Date of Birth:	Provided
Age:	64 (at year end)
Member Code:	EDWGAR00001A
Total Super Balance* <sup>1</sup> as at 30/06/2020:	785,161.08

### Contributions Summary

**2021**

#### Other Contribution

Government Co-Contributions

500.00

---

500.00

#### Total Contributions

---

500.00

---

\*1 TSB can include information external to current fund's transaction records. The amount is per individual across all funds.

---

# GD & LA Edwards Superannuation Fund

## Contributions Summary Report

For The Period 01 July 2020 - 30 June 2021

---

### Lynette Edwards

Date of Birth:	Provided
Age:	60 (at year end)
Member Code:	EDWLYN00001A
Total Super Balance* <sup>1</sup> as at 30/06/2020:	115,854.18

### Contributions Summary

**2021**

#### Other Contribution

Government Co-Contributions

500.00

---

500.00

#### Total Contributions

---

500.00

---

\*1 TSB can include information external to current fund's transaction records. The amount is per individual across all funds.

---

# GD & LA Edwards Superannuation Fund Investment Summary Report

As at 30 June 2021

Investment	Units	Market Price <sup>1</sup>	Market Value	Average Cost	Accounting Cost	Unrealised Gain/(Loss)	Gain/(Loss)%	Portfolio Weight%	
<b>Cash/Bank Accounts</b>									
Cash at Bank		2,649.550000	2,649.55	2,649.55	2,649.55			0.27 %	
Nabtrade - Cash Account		72.540000	72.54	72.54	72.54			0.01 %	
NABTRADE High Int 1755053-005		31.050000	31.05	31.05	31.05			0.00 %	
Ord Minnett Cash Account		16,478.400000	16,478.40	16,478.40	16,478.40			1.69 %	
			<b>19,231.54</b>		<b>19,231.54</b>		<b>0.00 %</b>	<b>1.98 %</b>	
<b>Shares in Listed Companies (Australian)</b>									
ANN.AX	Ansell Limited - Ordinary Fully Paid	383.00	43.510000	16,664.33	39.17	15,002.44	1,661.89	11.08 %	1.71 %
APX.AX	Appen Limited	900.00	13.600000	12,240.00	13.46	12,112.64	127.36	1.05 %	1.26 %
AD8.AX	Audinate Group Limited	958.00	8.130000	7,788.54	7.80	7,474.01	314.53	4.21 %	0.80 %
ANZ.AX	Australia And New Zealand Banking Group Limited	1,067.00	28.150000	30,036.05	20.78	22,168.95	7,867.10	35.49 %	3.09 %
BHP.AX	BHP Group Limited	721.00	48.570000	35,018.97	28.22	20,349.72	14,669.25	72.09 %	3.60 %
BSL.AX	Bluescope Steel Limited	1,146.00	21.960000	25,166.16	21.73	24,907.02	259.14	1.04 %	2.59 %
COE.AX	Cooper Energy Limited	14,814.00	0.260000	3,851.64	0.27	4,021.78	(170.14)	(4.23) %	0.40 %
CSL.AX	CSL Limited	65.00	285.190000	18,537.35	289.91	18,844.31	(306.96)	(1.63) %	1.91 %
ECX.AX	Eclix Group Limited	3,841.00	2.270000	8,719.07	2.08	7,979.15	739.92	9.27 %	0.90 %
HVN.AX	Harvey Norman Holdings Limited	3,127.00	5.480000	17,135.96	4.82	15,065.63	2,070.33	13.74 %	1.76 %
JBH.AX	Jb Hi-fi Limited	174.00	50.580000	8,800.92	45.88	7,982.50	818.42	10.25 %	0.90 %
NAB.AX	National Australia Bank Limited	1,516.00	26.220000	39,749.52	22.94	34,776.53	4,972.99	14.30 %	4.09 %
NCM.AX	Newcrest Mining Limited	354.00	25.280000	8,949.12	28.15	9,966.33	(1,017.21)	(10.21) %	0.92 %
NXT.AX	Nextdc Limited	1,068.00	11.860000	12,666.48	11.66	12,449.59	216.89	1.74 %	1.30 %
QAN.AX	Qantas Airways Limited	4,330.00	4.660000	20,177.80	4.66	20,175.15	2.65	0.01 %	2.07 %
SXY.AX	Senex Energy Limited	5,452.00	3.430000	18,700.36	3.14	17,101.71	1,598.65	9.35 %	1.92 %
SZL.AX	Sezzle Inc.	1,760.00	8.810000	15,505.60	9.04	15,903.23	(397.63)	(2.50) %	1.59 %
SUL.AX	Super Retail Group Limited	1,571.00	12.910000	20,281.61	11.47	18,013.26	2,268.35	12.59 %	2.08 %
TYR.AX	Tyro Payments Limited	4,575.00	3.680000	16,836.00	3.95	18,070.99	(1,234.99)	(6.83) %	1.73 %

# GD & LA Edwards Superannuation Fund Investment Summary Report

As at 30 June 2021

Investment	Units	Market Price <sup>1</sup>	Market Value	Average Cost	Accounting Cost	Unrealised Gain/(Loss)	Gain/(Loss)%	Portfolio Weight%	
VVA.AX	Viva Leisure Limited	1,428.00	1.640000	2,341.92	2.12	3,021.09	(679.17)	(22.48) %	0.24 %
WEB.AX	Webjet Limited	3,237.00	4.910000	15,893.67	5.30	17,148.67	(1,255.00)	(7.32) %	1.63 %
WBC.AX	Westpac Banking Corporation	1,496.00	25.810000	38,611.76	20.05	29,994.42	8,617.34	28.73 %	3.97 %
WPL.AX	Woodside Petroleum Ltd	874.00	22.210000	19,411.54	22.85	19,969.86	(558.32)	(2.80) %	1.99 %
			<b>413,084.37</b>		<b>372,498.98</b>	<b>40,585.39</b>	<b>10.90 %</b>	<b>42.45 %</b>	
<b>Stapled Securities</b>									
APA.AX	APA Group	1,359.00	8.900000	12,095.10	9.24	12,554.91	(459.81)	(3.66) %	1.24 %
			<b>12,095.10</b>		<b>12,554.91</b>	<b>(459.81)</b>	<b>(3.66) %</b>	<b>1.24 %</b>	
<b>Units in Unlisted Unit Trusts (Australian)</b>									
EDWA.AX	Edwards Family Unit Trust	527,919.62	1.001313*	528,612.78	1.00	527,920.44	692.34	0.13 %	54.33 %
			<b>528,612.78</b>		<b>527,920.44</b>	<b>692.34</b>	<b>0.13 %</b>	<b>54.33 %</b>	
			<b>973,023.79</b>		<b>932,205.87</b>	<b>40,817.92</b>	<b>4.38 %</b>	<b>100.00 %</b>	

<sup>1</sup>Market Prices as at Reporting Date. Note: Where prices unavailable, system will use last known price

\* Investments using last known price

Investment	Market Price	Market Price Date
Edwards Family Unit Trust	1.001313	30/06/2018



## GD & LA Edwards Superannuation Fund

# Investment Summary with Market Movement

As at 30 June 2021

Investment		Units	Market Price	Market Value	Average Cost	Accounting Cost	Overall	Unrealised Current Year	Realised Movement
NAB.AX	National Australia Bank Limited	1,516.00	26.220000	39,749.52	22.94	34,776.53	4,972.99	4,702.67	0.00
NGI.AX	Navigator Global Investments Limited	0.00	1.785000	0.00	0.00	0.00	0.00	0.00	225.91
NCM.AX	Newcrest Mining Limited	354.00	25.280000	8,949.12	28.15	9,966.33	(1,017.21)	(1,017.21)	0.00
NXT.AX	Nextdc Limited	1,068.00	11.860000	12,666.48	11.66	12,449.59	216.89	216.89	814.22
OSH.AX	Oil Search Limited	0.00	3.810000	0.00	0.00	0.00	0.00	1,321.99	1,806.01
PBH.AX	Pointsbet Holdings Limited	0.00	12.780000	0.00	0.00	0.00	0.00	0.00	(744.45)
QAN.AX	Qantas Airways Limited	4,330.00	4.660000	20,177.80	4.66	20,175.15	2.65	2.65	(607.49)
RIO.AX	RIO Tinto Limited	0.00	126.640000	0.00	0.00	(0.01)	0.01	0.00	3,526.68
RHP.AX	Rhipe Limited	0.00	2.090000	0.00	0.00	0.00	0.00	0.00	311.33
STO.AX	Santos Limited	0.00	7.090000	0.00	0.00	0.00	0.00	340.81	1,437.07
SXY.AX	Senex Energy Limited	5,452.00	3.430000	18,700.36	3.14	17,101.71	1,598.65	1,598.65	0.00
SZL.AX	Sezzle Inc.	1,760.00	8.810000	15,505.60	9.04	15,903.23	(397.63)	(397.63)	5,228.20
SHL.AX	Sonic Healthcare Limited	0.00	38.400000	0.00	0.00	0.00	0.00	(3,380.98)	7,796.56
SUL.AX	Super Retail Group Limited	1,571.00	12.910000	20,281.61	11.47	18,013.26	2,268.35	2,268.35	0.00
TYR.AX	Tyro Payments Limited	4,575.00	3.680000	16,836.00	3.95	18,070.99	(1,234.99)	(1,234.99)	(2,658.13)
VVA.AX	Viva Leisure Limited	1,428.00	1.640000	2,341.92	2.12	3,021.09	(679.17)	(679.17)	0.00
WEB.AX	Webjet Limited	3,237.00	4.910000	15,893.67	5.30	17,148.67	(1,255.00)	(1,255.00)	4,036.40
WBC.AX	Westpac Banking Corporation	1,496.00	25.810000	38,611.76	20.05	29,994.42	8,617.34	8,617.34	0.00
WBCPG.AX	Westpac Banking Corporation	0.00	101.950000	0.00	0.00	0.00	0.00	(954.50)	1,184.10
WPL.AX	Woodside Petroleum Ltd	874.00	22.210000	19,411.54	22.85	19,969.86	(558.32)	(558.32)	823.68
WOR.AX	Worley Limited	0.00	11.960000	0.00	0.00	0.00	0.00	0.00	6,160.33
				<b>413,084.37</b>		<b>372,498.94</b>	<b>40,585.43</b>	<b>21,100.08</b>	<b>86,188.34</b>
<b>Stapled Securities</b>									
APA.AX	APA Group	1,359.00	8.900000	12,095.10	9.24	12,554.91	(459.81)	(459.81)	0.00
WPR.AX	Waypoint Reit	0.00	2.620000	0.00	0.00	0.00	0.00	0.00	(681.95)
				<b>12,095.10</b>		<b>12,554.91</b>	<b>(459.81)</b>	<b>(459.81)</b>	<b>(681.95)</b>
<b>Units in Unlisted Unit Trusts (Australian)</b>									
EDWA.AX	Edwards Family Unit Trust	527,919.62	1.001313	528,612.78	1.00	527,920.44	692.34	0.00	0.00
				<b>528,612.78</b>		<b>527,920.44</b>	<b>692.34</b>	<b>0.00</b>	<b>0.00</b>
				<b>973,023.79</b>		<b>932,205.83</b>	<b>40,817.96</b>	<b>20,640.27</b>	<b>85,506.39</b>











# GD & LA Edwards Superannuation Fund

## Investment Movement Report

As at 30 June 2021

Investment	Opening Balance		Additions		Disposals			Closing Balance		Market Value
	Units	Cost	Units	Cost	Units	Cost	Accounting Profit/(Loss)	Units	Cost	
			1,269.00	28,978.10	(395.00)	(9,008.24)	823.68	874.00	19,969.86	19,411.54
WOR.AX - Worley Limited			3,161.00	30,159.92	(3,161.00)	(30,159.92)	6,160.33		0.00	
		<b>208,183.90</b>		<b>910,518.26</b>		<b>(746,203.22)</b>	<b>86,188.34</b>		<b>372,498.94</b>	<b>413,084.37</b>
<b>Stapled Securities</b>										
APA.AX2 - APA Group			1,359.00	12,554.91				1,359.00	12,554.91	12,095.10
WPR.AX - Waypoint Reit			5,604.00	14,967.63	(5,604.00)	(14,967.63)	(681.95)		0.00	
				<b>27,522.54</b>		<b>(14,967.63)</b>	<b>(681.95)</b>		<b>12,554.91</b>	<b>12,095.10</b>
<b>Units in Unlisted Unit Trusts (Australian)</b>										
EDWA.AX - Edwards Family Unit Trust	527,919.62	527,920.44						527,919.62	527,920.44	528,612.78
		<b>527,920.44</b>							<b>527,920.44</b>	<b>528,612.78</b>
	<b>854,010.42</b>		<b>1,884,207.26</b>		<b>(1,806,011.85)</b>	<b>85,506.39</b>		<b>932,205.83</b>		<b>973,023.79</b>

# GD & LA Edwards Superannuation Fund

## Realised Capital Gains Report

For The Period 01 July 2020 - 30 June 2021

Investment		Accounting Treatment				Tax Treatment						
Purchase Contract Date	Disposal Contract Date	Units	Cost	Proceeds	Accounting Profit/(Loss)	Adjusted Cost Base	Reduced Cost Base	Indexed Cost Base	Indexed Gains	Discounted Gains (Gross)	Other Gains	Capital Loss
<b>Shares in Listed Companies (Australian)</b>												
ALL.AX - Aristocrat Leisure Limited												
25/05/2020	28/04/2021	285.00	7,547.70	10,533.40	2,985.70	7,547.70	7,547.70	0.00	0.00	0.00	2,985.70	0.00
22/05/2020	28/04/2021	11.00	284.04	406.55	122.51	284.04	284.04	0.00	0.00	0.00	122.51	0.00
21/05/2020	28/04/2021	81.00	2,145.13	2,993.70	848.57	2,145.13	2,145.13	0.00	0.00	0.00	848.57	0.00
07/05/2020	28/04/2021	198.00	4,919.62	7,317.94	2,398.32	4,919.62	4,919.62	0.00	0.00	0.00	2,398.32	0.00
		<b>575.00</b>	<b>14,896.49</b>	<b>21,251.59</b>	<b>6,355.10</b>	<b>14,896.49</b>	<b>14,896.49</b>	<b>0.00</b>	<b>0.00</b>	<b>0.00</b>	<b>6,355.10</b>	<b>0.00</b>
ANZ.AX - Australia And New Zealand Banking Group Limited												
12/02/2021	20/04/2021	353.00	8,761.91	10,137.06	1,375.15	8,761.91	8,761.91	0.00	0.00	0.00	1,375.15	0.00
10/02/2021	20/04/2021	249.00	6,180.51	7,150.50	969.99	6,180.51	6,180.51	0.00	0.00	0.00	969.99	0.00
20/11/2020	20/04/2021	212.00	4,664.13	6,087.98	1,423.85	4,664.13	4,664.13	0.00	0.00	0.00	1,423.85	0.00
18/11/2020	20/04/2021	370.00	8,140.21	10,625.24	2,485.04	8,140.21	8,140.21	0.00	0.00	0.00	2,485.04	0.00
		<b>1,184.00</b>	<b>27,746.76</b>	<b>34,000.78</b>	<b>6,254.03</b>	<b>27,746.76</b>	<b>27,746.76</b>	<b>0.00</b>	<b>0.00</b>	<b>0.00</b>	<b>6,254.03</b>	<b>0.00</b>
AVH.AX - Avita Medical Inc.												
08/03/2021	28/04/2021	819.00	5,017.89	4,142.31	(875.58)	5,017.89	5,017.89	0.00	0.00	0.00	0.00	(875.58)
		<b>819.00</b>	<b>5,017.89</b>	<b>4,142.31</b>	<b>(875.58)</b>	<b>5,017.89</b>	<b>5,017.89</b>	<b>0.00</b>	<b>0.00</b>	<b>0.00</b>	<b>0.00</b>	<b>(875.58)</b>
BAP.AX - Bapcor Limited												
30/04/2021	03/06/2021	385.00	3,130.30	3,142.82	12.52	3,130.30	3,130.30	0.00	0.00	0.00	12.52	0.00
30/04/2021	07/06/2021	232.00	1,886.31	1,893.85	7.54	1,886.31	1,886.31	0.00	0.00	0.00	7.54	0.00
		<b>617.00</b>	<b>5,016.61</b>	<b>5,036.67</b>	<b>20.06</b>	<b>5,016.61</b>	<b>5,016.61</b>	<b>0.00</b>	<b>0.00</b>	<b>0.00</b>	<b>20.06</b>	<b>0.00</b>
BHP.AX - BHP Group Limited												
03/11/2020	01/12/2020	295.00	10,007.74	11,362.71	1,354.97	10,007.74	10,007.74	0.00	0.00	0.00	1,354.97	0.00

# GD & LA Edwards Superannuation Fund

## Realised Capital Gains Report

For The Period 01 July 2020 - 30 June 2021

Investment		Accounting Treatment				Tax Treatment						
Purchase Contract Date	Disposal Contract Date	Units	Cost	Proceeds	Accounting Profit/(Loss)	Adjusted Cost Base	Reduced Cost Base	Indexed Cost Base	Indexed Gains	Discounted Gains (Gross)	Other Gains	Capital Loss
<b>Shares in Listed Companies (Australian)</b>												
22/10/2020	01/12/2020	418.00	15,015.66	16,100.39	1,084.73	15,015.66	15,015.66	0.00	0.00	0.00	1,084.73	0.00
16/04/2020	01/12/2020	4.00	125.89	154.07	28.18	125.89	125.89	0.00	0.00	0.00	28.18	0.00
14/04/2020	01/12/2020	200.00	6,294.72	7,703.54	1,408.82	6,294.72	6,294.72	0.00	0.00	0.00	1,408.82	0.00
21/01/2021	11/05/2021	228.00	10,478.08	11,652.54	1,174.46	10,478.08	10,478.08	0.00	0.00	0.00	1,174.46	0.00
19/01/2021	11/05/2021	101.00	4,641.61	5,161.87	520.26	4,641.61	4,641.61	0.00	0.00	0.00	520.26	0.00
16/04/2020	11/05/2021	223.00	7,018.60	11,397.00	4,378.40	7,018.60	7,018.60	0.00	0.00	4,378.40	0.00	0.00
16/04/2020	12/05/2021	3.00	94.42	152.30	57.88	94.42	94.42	0.00	0.00	57.88	0.00	0.00
16/04/2020	13/05/2021	33.00	1,038.63	1,686.55	647.92	1,038.63	1,038.63	0.00	0.00	647.92	0.00	0.00
		<b>1,505.00</b>	<b>54,715.35</b>	<b>65,370.97</b>	<b>10,655.62</b>	<b>54,715.35</b>	<b>54,715.35</b>	<b>0.00</b>	<b>0.00</b>	<b>5,084.20</b>	<b>5,571.42</b>	<b>0.00</b>
<b>BSL.AX - Bluescope Steel Limited</b>												
19/04/2021	13/05/2021	364.00	7,778.36	8,391.88	613.52	7,778.36	7,778.36	0.00	0.00	0.00	613.52	0.00
19/02/2021	13/05/2021	305.00	5,535.08	7,031.66	1,496.58	5,535.08	5,535.08	0.00	0.00	0.00	1,496.58	0.00
17/02/2021	13/05/2021	135.00	2,449.96	3,112.37	662.41	2,449.96	2,449.96	0.00	0.00	0.00	662.41	0.00
04/02/2021	13/05/2021	558.00	9,495.93	12,864.47	3,368.54	9,495.93	9,495.93	0.00	0.00	0.00	3,368.54	0.00
02/02/2021	13/05/2021	34.00	578.61	783.86	205.25	578.61	578.61	0.00	0.00	0.00	205.25	0.00
		<b>1,396.00</b>	<b>25,837.94</b>	<b>32,184.24</b>	<b>6,346.30</b>	<b>25,837.94</b>	<b>25,837.94</b>	<b>0.00</b>	<b>0.00</b>	<b>0.00</b>	<b>6,346.30</b>	<b>0.00</b>
<b>CBA.AX - Commonwealth Bank Of Australia.</b>												
17/04/2020	17/11/2020	80.00	4,960.78	6,001.83	1,041.05	4,960.78	4,960.78	0.00	0.00	0.00	1,041.05	0.00
16/04/2020	17/11/2020	5.00	305.24	375.11	69.87	305.24	305.24	0.00	0.00	0.00	69.87	0.00
24/03/2020	17/11/2020	124.00	7,448.39	9,302.83	1,854.44	7,448.39	7,448.39	0.00	0.00	0.00	1,854.44	0.00
19/05/2020	18/11/2020	172.00	10,245.26	13,235.16	2,989.91	10,245.26	10,245.26	0.00	0.00	0.00	2,989.91	0.00
24/03/2020	18/11/2020	201.00	12,073.61	15,466.68	3,393.07	12,073.61	12,073.61	0.00	0.00	0.00	3,393.07	0.00

# GD & LA Edwards Superannuation Fund

## Realised Capital Gains Report

For The Period 01 July 2020 - 30 June 2021

Investment		Accounting Treatment				Tax Treatment						
Purchase Contract Date	Disposal Contract Date	Units	Cost	Proceeds	Accounting Profit/(Loss)	Adjusted Cost Base	Reduced Cost Base	Indexed Cost Base	Indexed Gains	Discounted Gains (Gross)	Other Gains	Capital Loss
<b>Shares in Listed Companies (Australian)</b>												
19/05/2020	19/11/2020	58.00	3,454.80	4,351.31	896.51	3,454.80	3,454.80	0.00	0.00	0.00	896.51	0.00
19/05/2020	20/11/2020	18.00	1,072.18	1,385.07	312.89	1,072.18	1,072.18	0.00	0.00	0.00	312.89	0.00
19/05/2020	12/02/2021	342.00	20,371.38	29,926.24	9,554.86	20,371.38	20,371.38	0.00	0.00	0.00	9,554.86	0.00
		<b>1,000.00</b>	<b>59,931.64</b>	<b>80,044.23</b>	<b>20,112.60</b>	<b>59,931.64</b>	<b>59,931.64</b>	<b>0.00</b>	<b>0.00</b>	<b>0.00</b>	<b>20,112.60</b>	<b>0.00</b>
CRW.AX - Cashrewards Limited												
26/11/2020	13/01/2021	5,780.00	9,999.40	10,028.82	29.42	9,999.40	9,999.40	0.00	0.00	0.00	29.42	0.00
		<b>5,780.00</b>	<b>9,999.40</b>	<b>10,028.82</b>	<b>29.42</b>	<b>9,999.40</b>	<b>9,999.40</b>	<b>0.00</b>	<b>0.00</b>	<b>0.00</b>	<b>29.42</b>	<b>0.00</b>
CSL.AX - CSL Limited												
25/08/2020	15/12/2020	53.00	15,659.31	15,385.31	(274.00)	15,659.31	15,659.31	0.00	0.00	0.00	0.00	(274.00)
25/08/2020	02/06/2021	32.00	9,454.67	9,170.49	(284.19)	9,454.67	9,454.67	0.00	0.00	0.00	0.00	(284.19)
29/05/2020	02/06/2021	4.00	1,159.65	1,146.31	(13.34)	1,159.65	1,159.65	0.00	0.00	0.00	0.00	(13.34)
		<b>89.00</b>	<b>26,273.63</b>	<b>25,702.11</b>	<b>(571.53)</b>	<b>26,273.63</b>	<b>26,273.63</b>	<b>0.00</b>	<b>0.00</b>	<b>0.00</b>	<b>0.00</b>	<b>(571.53)</b>
CTD.AX - Corporate Travel Management Limited												
12/08/2020	07/09/2020	1,000.00	9,973.56	15,849.29	5,875.73	9,973.56	9,973.56	0.00	0.00	0.00	5,875.73	0.00
10/08/2020	07/09/2020	32.00	319.15	507.18	188.03	319.15	319.15	0.00	0.00	0.00	188.03	0.00
02/02/2021	15/03/2021	577.00	9,954.03	12,614.31	2,660.28	9,954.03	9,954.03	0.00	0.00	0.00	2,660.28	0.00
13/04/2021	17/05/2021	425.00	8,003.50	7,162.29	(841.21)	8,003.50	8,003.50	0.00	0.00	0.00	0.00	(841.21)
13/04/2021	17/05/2021	373.00	7,015.75	6,285.96	(729.79)	7,015.75	7,015.75	0.00	0.00	0.00	0.00	(729.79)
24/05/2021	31/05/2021	693.00	12,149.50	14,163.72	2,014.22	12,149.50	12,149.50	0.00	0.00	0.00	2,014.22	0.00
		<b>3,100.00</b>	<b>47,415.49</b>	<b>56,582.75</b>	<b>9,167.26</b>	<b>47,415.49</b>	<b>47,415.49</b>	<b>0.00</b>	<b>0.00</b>	<b>0.00</b>	<b>10,738.26</b>	<b>(1,571.00)</b>
ELO.AX - Elmo Software Limited												



# GD & LA Edwards Superannuation Fund

## Realised Capital Gains Report

For The Period 01 July 2020 - 30 June 2021

Investment		Accounting Treatment				Tax Treatment						
Purchase Contract Date	Disposal Contract Date	Units	Cost	Proceeds	Accounting Profit/(Loss)	Adjusted Cost Base	Reduced Cost Base	Indexed Cost Base	Indexed Gains	Discounted Gains (Gross)	Other Gains	Capital Loss
<b>Shares in Listed Companies (Australian)</b>												
15/10/2020	17/02/2021	404.00	2,507.44	2,523.52	16.08	2,507.44	2,507.44	0.00	0.00	0.00	16.08	0.00
13/10/2020	17/02/2021	1,207.00	7,491.28	7,539.34	48.06	7,491.28	7,491.28	0.00	0.00	0.00	48.06	0.00
		<b>1,611.00</b>	<b>9,998.72</b>	<b>10,062.86</b>	<b>64.14</b>	<b>9,998.72</b>	<b>9,998.72</b>	<b>0.00</b>	<b>0.00</b>	<b>0.00</b>	<b>64.14</b>	<b>0.00</b>
<b>FMG.AX - Fortescue Metals Group Ltd</b>												
09/12/2020	19/04/2021	11.00	238.86	232.72	(6.14)	238.86	238.86	0.00	0.00	0.00	0.00	(6.14)
12/03/2021	21/04/2021	13.00	267.78	275.04	7.25	267.78	267.78	0.00	0.00	0.00	7.25	0.00
11/12/2020	21/04/2021	303.00	6,579.42	6,410.49	(168.93)	6,579.42	6,579.42	0.00	0.00	0.00	0.00	(168.93)
09/12/2020	21/04/2021	54.00	1,172.58	1,142.46	(30.12)	1,172.58	1,172.58	0.00	0.00	0.00	0.00	(30.12)
15/03/2021	11/05/2021	4.00	82.14	96.16	14.02	82.14	82.14	0.00	0.00	0.00	14.02	0.00
12/03/2021	11/05/2021	476.00	9,805.05	11,442.49	1,637.45	9,805.05	9,805.05	0.00	0.00	0.00	1,637.45	0.00
11/03/2021	11/05/2021	5.00	102.68	120.19	17.51	102.68	102.68	0.00	0.00	0.00	17.51	0.00
10/03/2021	11/05/2021	36.00	741.55	865.40	123.85	741.55	741.55	0.00	0.00	0.00	123.85	0.00
		<b>902.00</b>	<b>18,990.06</b>	<b>20,584.95</b>	<b>1,594.89</b>	<b>18,990.06</b>	<b>18,990.06</b>	<b>0.00</b>	<b>0.00</b>	<b>0.00</b>	<b>1,800.08</b>	<b>(205.19)</b>
<b>JBH.AX - Jb Hi-fi Limited</b>												
17/12/2020	15/01/2021	107.00	4,959.68	5,612.45	652.77	4,959.68	4,959.68	0.00	0.00	0.00	652.77	0.00
15/12/2020	15/01/2021	1.00	46.35	52.45	6.10	46.35	46.35	0.00	0.00	0.00	6.10	0.00
15/12/2020	15/01/2021	113.00	5,016.59	5,927.17	910.58	5,016.59	5,016.59	0.00	0.00	0.00	910.58	0.00
11/12/2020	15/01/2021	120.00	5,271.22	6,294.34	1,023.12	5,271.22	5,271.22	0.00	0.00	0.00	1,023.12	0.00
09/12/2020	15/01/2021	110.00	4,831.96	5,769.81	937.85	4,831.96	4,831.96	0.00	0.00	0.00	937.85	0.00
25/02/2021	18/03/2021	207.00	10,009.75	10,141.71	131.96	10,009.75	10,009.75	0.00	0.00	0.00	131.96	0.00
02/03/2021	30/03/2021	184.00	8,026.00	9,840.41	1,814.41	8,026.00	8,026.00	0.00	0.00	0.00	1,814.41	0.00
		<b>842.00</b>	<b>38,161.55</b>	<b>43,638.34</b>	<b>5,476.79</b>	<b>38,161.55</b>	<b>38,161.55</b>	<b>0.00</b>	<b>0.00</b>	<b>0.00</b>	<b>5,476.79</b>	<b>0.00</b>

# GD & LA Edwards Superannuation Fund

## Realised Capital Gains Report

For The Period 01 July 2020 - 30 June 2021

Investment		Accounting Treatment				Tax Treatment						
Purchase Contract Date	Disposal Contract Date	Units	Cost	Proceeds	Accounting Profit/(Loss)	Adjusted Cost Base	Reduced Cost Base	Indexed Cost Base	Indexed Gains	Discounted Gains (Gross)	Other Gains	Capital Loss
<b>Shares in Listed Companies (Australian)</b>												
LLC.AX2 - Lendlease Group												
10/07/2020	16/02/2021	360.00	4,262.87	4,217.86	(45.01)	4,262.87	4,262.87	0.00	0.00	0.00	0.00	(45.01)
09/07/2020	16/02/2021	349.00	4,132.62	4,088.99	(43.63)	4,132.62	4,132.62	0.00	0.00	0.00	0.00	(43.63)
10/07/2020	18/02/2021	23.00	264.37	269.48	5.11	264.37	264.37	0.00	0.00	0.00	5.11	0.00
10/07/2020	18/02/2021	535.00	6,335.10	6,268.22	(66.87)	6,335.10	6,335.10	0.00	0.00	0.00	0.00	(66.87)
		<b>1,267.00</b>	<b>14,994.96</b>	<b>14,844.55</b>	<b>(150.40)</b>	<b>14,994.96</b>	<b>14,994.96</b>	<b>0.00</b>	<b>0.00</b>	<b>0.00</b>	<b>5.11</b>	<b>(155.51)</b>
MFG.AX - Magellan Financial Group Limited												
30/12/2020	24/02/2021	53.00	2,907.46	2,399.32	(508.14)	2,907.46	2,907.46	0.00	0.00	0.00	0.00	(508.14)
24/12/2020	24/02/2021	1.00	54.86	45.27	(9.59)	54.86	54.86	0.00	0.00	0.00	0.00	(9.59)
15/12/2020	24/02/2021	90.00	4,970.19	4,074.31	(895.88)	4,970.19	4,970.19	0.00	0.00	0.00	0.00	(895.88)
02/12/2020	24/02/2021	168.00	9,965.95	7,605.39	(2,360.56)	9,965.95	9,965.95	0.00	0.00	0.00	0.00	(2,360.56)
14/01/2021	10/03/2021	174.00	8,688.41	7,515.98	(1,172.43)	8,688.41	8,688.41	0.00	0.00	0.00	0.00	(1,172.43)
12/01/2021	10/03/2021	28.00	1,398.14	1,209.47	(188.67)	1,398.14	1,398.14	0.00	0.00	0.00	0.00	(188.67)
30/12/2020	10/03/2021	37.00	2,029.73	1,598.23	(431.51)	2,029.73	2,029.73	0.00	0.00	0.00	0.00	(431.51)
		<b>551.00</b>	<b>30,014.74</b>	<b>24,447.97</b>	<b>(5,566.78)</b>	<b>30,014.74</b>	<b>30,014.74</b>	<b>0.00</b>	<b>0.00</b>	<b>0.00</b>	<b>0.00</b>	<b>(5,566.78)</b>
MSB.AX - Mesoblast Limited												
21/09/2020	06/10/2020	1,429.00	6,943.51	4,879.48	(2,064.03)	6,943.51	6,943.51	0.00	0.00	0.00	0.00	(2,064.03)
		<b>1,429.00</b>	<b>6,943.51</b>	<b>4,879.48</b>	<b>(2,064.03)</b>	<b>6,943.51</b>	<b>6,943.51</b>	<b>0.00</b>	<b>0.00</b>	<b>0.00</b>	<b>0.00</b>	<b>(2,064.03)</b>
NGI.AX - Navigator Global Investments Limited												
04/09/2020	22/02/2021	3,029.00	4,965.52	5,187.19	221.67	4,965.52	4,965.52	0.00	0.00	0.00	221.67	0.00
02/09/2020	22/02/2021	2.00	3.28	3.43	0.15	3.28	3.28	0.00	0.00	0.00	0.15	0.00

# GD & LA Edwards Superannuation Fund

## Realised Capital Gains Report

For The Period 01 July 2020 - 30 June 2021

Investment		Accounting Treatment				Tax Treatment						
Purchase Contract Date	Disposal Contract Date	Units	Cost	Proceeds	Accounting Profit/(Loss)	Adjusted Cost Base	Reduced Cost Base	Indexed Cost Base	Indexed Gains	Discounted Gains (Gross)	Other Gains	Capital Loss
<b>Shares in Listed Companies (Australian)</b>												
26/08/2020	22/02/2021	5,785.00	9,902.76	9,906.86	4.10	9,902.76	9,902.76	0.00	0.00	0.00	4.10	0.00
24/08/2020	22/02/2021	5.00	8.56	8.56	0.00	8.56	8.56	0.00	0.00	0.00	0.00	0.00
		<b>8,821.00</b>	<b>14,880.12</b>	<b>15,106.04</b>	<b>225.92</b>	<b>14,880.12</b>	<b>14,880.12</b>	<b>0.00</b>	<b>0.00</b>	<b>0.00</b>	<b>225.92</b>	<b>0.00</b>
NXT.AX - Nextdc Limited												
03/12/2020	12/01/2021	1,280.00	14,779.76	15,573.52	793.76	14,779.76	14,779.76	0.00	0.00	0.00	793.76	0.00
01/12/2020	12/01/2021	33.00	381.04	401.50	20.46	381.04	381.04	0.00	0.00	0.00	20.46	0.00
		<b>1,313.00</b>	<b>15,160.80</b>	<b>15,975.02</b>	<b>814.22</b>	<b>15,160.80</b>	<b>15,160.80</b>	<b>0.00</b>	<b>0.00</b>	<b>0.00</b>	<b>814.22</b>	<b>0.00</b>
OSH.AX - Oil Search Limited												
18/06/2020	26/11/2020	5,000.00	17,171.99	18,978.00	1,806.01	17,171.99	17,171.99	0.00	0.00	0.00	1,806.01	0.00
		<b>5,000.00</b>	<b>17,171.99</b>	<b>18,978.00</b>	<b>1,806.01</b>	<b>17,171.99</b>	<b>17,171.99</b>	<b>0.00</b>	<b>0.00</b>	<b>0.00</b>	<b>1,806.01</b>	<b>0.00</b>
PBH.AX - Pointsbet Holdings Limited												
06/05/2021	18/06/2021	524.00	7,345.43	6,612.18	(733.25)	7,345.43	7,345.43	0.00	0.00	0.00	0.00	(733.25)
04/05/2021	18/06/2021	8.00	112.15	100.95	(11.20)	112.15	112.15	0.00	0.00	0.00	0.00	(11.20)
		<b>532.00</b>	<b>7,457.58</b>	<b>6,713.13</b>	<b>(744.45)</b>	<b>7,457.58</b>	<b>7,457.58</b>	<b>0.00</b>	<b>0.00</b>	<b>0.00</b>	<b>0.00</b>	<b>(744.45)</b>
QAN.AX - Qantas Airways Limited												
02/12/2020	23/12/2020	902.00	5,019.07	4,278.72	(740.35)	5,019.07	5,019.07	0.00	0.00	0.00	0.00	(740.35)
08/09/2020	23/12/2020	515.00	1,981.46	2,442.95	461.49	1,981.46	1,981.46	0.00	0.00	0.00	461.49	0.00
07/09/2020	23/12/2020	1,984.00	7,885.72	9,411.29	1,525.57	7,885.72	7,885.72	0.00	0.00	0.00	1,525.57	0.00
03/09/2020	23/12/2020	32.00	127.20	151.79	24.59	127.20	127.20	0.00	0.00	0.00	24.59	0.00
29/03/2021	17/05/2021	1,372.00	7,019.20	6,110.20	(909.00)	7,019.20	7,019.20	0.00	0.00	0.00	0.00	(909.00)
30/12/2020	17/05/2021	2,012.00	9,929.76	8,960.44	(969.32)	9,929.76	9,929.76	0.00	0.00	0.00	0.00	(969.32)

**GD & LA Edwards Superannuation Fund**  
**Realised Capital Gains Report**

For The Period 01 July 2020 - 30 June 2021

Investment		Accounting Treatment				Tax Treatment						
Purchase Contract Date	Disposal Contract Date	Units	Cost	Proceeds	Accounting Profit/(Loss)	Adjusted Cost Base	Reduced Cost Base	Indexed Cost Base	Indexed Gains	Discounted Gains (Gross)	Other Gains	Capital Loss
<b>Shares in Listed Companies (Australian)</b>												
24/12/2020	17/05/2021	1.00	4.93	4.45	(0.48)	4.93	4.93	0.00	0.00	0.00	0.00	(0.48)
		<b>6,818.00</b>	<b>31,967.34</b>	<b>31,359.84</b>	<b>(607.50)</b>	<b>31,967.34</b>	<b>31,967.34</b>	<b>0.00</b>	<b>0.00</b>	<b>0.00</b>	<b>2,011.65</b>	<b>(2,619.15)</b>
RHP.AX - Rhipe Limited												
01/10/2020	19/11/2020	5,076.00	10,072.48	10,383.81	311.33	10,072.48	10,072.48	0.00	0.00	0.00	311.33	0.00
		<b>5,076.00</b>	<b>10,072.48</b>	<b>10,383.81</b>	<b>311.33</b>	<b>10,072.48</b>	<b>10,072.48</b>	<b>0.00</b>	<b>0.00</b>	<b>0.00</b>	<b>311.33</b>	<b>0.00</b>
RIO.AX - RIO Tinto Limited												
18/08/2020	02/12/2020	1.00	102.27	101.59	(0.68)	102.27	102.27	0.00	0.00	0.00	0.00	(0.68)
18/08/2020	02/12/2020	253.00	25,503.39	25,701.80	198.41	25,503.39	25,503.39	0.00	0.00	0.00	198.41	0.00
17/08/2020	02/12/2020	43.00	4,334.57	4,368.29	33.72	4,334.57	4,334.57	0.00	0.00	0.00	33.72	0.00
19/03/2021	11/05/2021	84.00	9,365.24	10,911.60	1,546.36	9,365.24	9,365.24	0.00	0.00	0.00	1,546.36	0.00
17/03/2021	11/05/2021	95.00	10,591.64	12,340.51	1,748.87	10,591.64	10,591.64	0.00	0.00	0.00	1,748.87	0.00
		<b>476.00</b>	<b>49,897.11</b>	<b>53,423.79</b>	<b>3,526.68</b>	<b>49,897.11</b>	<b>49,897.11</b>	<b>0.00</b>	<b>0.00</b>	<b>0.00</b>	<b>3,527.36</b>	<b>(0.68)</b>
SHL.AX - Sonic Healthcare Limited												
28/07/2016	12/10/2020	14.00	318.20	489.30	171.10	318.20	318.20	0.00	0.00	171.10	0.00	0.00
28/07/2016	12/10/2020	425.00	9,659.59	14,853.70	5,194.11	9,659.59	9,659.59	0.00	0.00	5,194.11	0.00	0.00
08/03/2021	27/04/2021	413.00	12,922.31	15,014.28	2,091.97	12,922.31	12,922.31	0.00	0.00	0.00	2,091.97	0.00
04/03/2021	27/04/2021	67.00	2,096.35	2,435.73	339.38	2,096.35	2,096.35	0.00	0.00	0.00	339.38	0.00
		<b>919.00</b>	<b>24,996.45</b>	<b>32,793.01</b>	<b>7,796.56</b>	<b>24,996.45</b>	<b>24,996.45</b>	<b>0.00</b>	<b>0.00</b>	<b>5,365.21</b>	<b>2,431.35</b>	<b>0.00</b>
STO.AX - Santos Limited												
25/06/2020	04/09/2020	1,100.00	6,034.63	5,905.01	(129.62)	6,034.63	6,034.63	0.00	0.00	0.00	0.00	(129.62)
23/06/2020	04/09/2020	611.00	3,351.97	3,279.97	(72.00)	3,351.97	3,351.97	0.00	0.00	0.00	0.00	(72.00)

# GD & LA Edwards Superannuation Fund

## Realised Capital Gains Report

For The Period 01 July 2020 - 30 June 2021

Investment		Accounting Treatment				Tax Treatment						
Purchase Contract Date	Disposal Contract Date	Units	Cost	Proceeds	Accounting Profit/(Loss)	Adjusted Cost Base	Reduced Cost Base	Indexed Cost Base	Indexed Gains	Discounted Gains (Gross)	Other Gains	Capital Loss
<b>Shares in Listed Companies (Australian)</b>												
25/06/2020	08/09/2020	121.00	663.81	649.55	(14.26)	663.81	663.81	0.00	0.00	0.00	0.00	(14.26)
26/11/2020	04/03/2021	1,426.00	9,020.05	10,673.00	1,652.95	9,020.05	9,020.05	0.00	0.00	0.00	1,652.95	0.00
		<b>3,258.00</b>	<b>19,070.46</b>	<b>20,507.53</b>	<b>1,437.07</b>	<b>19,070.46</b>	<b>19,070.46</b>	<b>0.00</b>	<b>0.00</b>	<b>0.00</b>	<b>1,652.95</b>	<b>(215.88)</b>
SZL.AX - Sezzle Inc.												
15/10/2020	19/11/2020	615.00	5,090.97	3,914.04	(1,176.94)	5,090.97	5,090.97	0.00	0.00	0.00	0.00	(1,176.94)
13/10/2020	19/11/2020	1.00	8.28	6.36	(1.92)	8.28	8.28	0.00	0.00	0.00	0.00	(1.92)
19/01/2021	12/02/2021	254.00	1,902.19	2,727.80	825.61	1,902.19	1,902.19	0.00	0.00	0.00	825.61	0.00
16/10/2020	12/02/2021	40.00	326.62	429.57	102.95	326.62	326.62	0.00	0.00	0.00	102.95	0.00
15/10/2020	12/02/2021	553.00	4,577.74	5,938.87	1,361.13	4,577.74	4,577.74	0.00	0.00	0.00	1,361.13	0.00
19/01/2021	16/02/2021	436.00	3,265.18	4,682.37	1,417.19	3,265.18	3,265.18	0.00	0.00	0.00	1,417.19	0.00
18/01/2021	16/02/2021	686.00	4,783.79	7,367.21	2,583.42	4,783.79	4,783.79	0.00	0.00	0.00	2,583.42	0.00
14/01/2021	16/02/2021	31.00	216.17	332.92	116.75	216.17	216.17	0.00	0.00	0.00	116.75	0.00
		<b>2,616.00</b>	<b>20,170.94</b>	<b>25,399.14</b>	<b>5,228.19</b>	<b>20,170.94</b>	<b>20,170.94</b>	<b>0.00</b>	<b>0.00</b>	<b>0.00</b>	<b>6,407.05</b>	<b>(1,178.86)</b>
TYR.AX - Tyro Payments Limited												
19/11/2020	15/01/2021	175.00	698.82	440.26	(258.56)	698.82	698.82	0.00	0.00	0.00	0.00	(258.56)
17/11/2020	15/01/2021	396.00	1,581.34	996.23	(585.11)	1,581.34	1,581.34	0.00	0.00	0.00	0.00	(585.11)
15/01/2021	19/01/2021	3,400.00	9,983.99	9,847.84	(136.15)	9,983.99	9,983.99	0.00	0.00	0.00	0.00	(136.15)
30/12/2020	19/01/2021	1,555.00	4,914.07	4,503.94	(410.13)	4,914.07	4,914.07	0.00	0.00	0.00	0.00	(410.13)
19/11/2020	19/01/2021	178.00	710.80	515.56	(195.24)	710.80	710.80	0.00	0.00	0.00	0.00	(195.24)
28/09/2020	19/01/2021	2,038.00	6,975.86	5,902.91	(1,072.95)	6,975.86	6,975.86	0.00	0.00	0.00	0.00	(1,072.95)
		<b>7,742.00</b>	<b>24,864.88</b>	<b>22,206.74</b>	<b>(2,658.14)</b>	<b>24,864.88</b>	<b>24,864.88</b>	<b>0.00</b>	<b>0.00</b>	<b>0.00</b>	<b>0.00</b>	<b>(2,658.14)</b>
WBCPG.AX - Westpac Banking Corporation												

# GD & LA Edwards Superannuation Fund

## Realised Capital Gains Report

For The Period 01 July 2020 - 30 June 2021

Investment		Accounting Treatment				Tax Treatment						
Purchase Contract Date	Disposal Contract Date	Units	Cost	Proceeds	Accounting Profit/(Loss)	Adjusted Cost Base	Reduced Cost Base	Indexed Cost Base	Indexed Gains	Discounted Gains (Gross)	Other Gains	Capital Loss
<b>Shares in Listed Companies (Australian)</b>												
29/06/2016	25/09/2020	415.00	41,500.00	42,684.10	1,184.10	41,500.00	41,500.00	0.00	0.00	1,184.10	0.00	0.00
		<b>415.00</b>	<b>41,500.00</b>	<b>42,684.10</b>	<b>1,184.10</b>	<b>41,500.00</b>	<b>41,500.00</b>	<b>0.00</b>	<b>0.00</b>	<b>1,184.10</b>	<b>0.00</b>	<b>0.00</b>
WEB.AX - Webjet Limited												
26/08/2020	03/09/2020	135.00	481.47	502.04	20.57	481.47	481.47	0.00	0.00	0.00	20.57	0.00
26/08/2020	07/09/2020	2,084.00	7,432.50	7,750.07	317.57	7,432.50	7,432.50	0.00	0.00	0.00	317.57	0.00
19/11/2020	21/12/2020	1,153.00	5,987.10	5,729.86	(257.24)	5,987.10	5,987.10	0.00	0.00	0.00	0.00	(257.24)
17/11/2020	21/12/2020	1.00	5.19	4.97	(0.22)	5.19	5.19	0.00	0.00	0.00	0.00	(0.22)
16/09/2020	21/12/2020	497.00	1,961.80	2,469.85	508.05	1,961.80	1,961.80	0.00	0.00	0.00	508.05	0.00
16/09/2020	23/12/2020	775.00	3,059.15	3,851.37	792.22	3,059.15	3,059.15	0.00	0.00	0.00	792.22	0.00
26/02/2021	15/03/2021	775.00	4,292.81	4,799.00	506.19	4,292.81	4,292.81	0.00	0.00	0.00	506.19	0.00
24/02/2021	15/03/2021	126.00	697.93	780.23	82.30	697.93	697.93	0.00	0.00	0.00	82.30	0.00
30/12/2020	15/03/2021	1,855.00	9,511.27	11,486.65	1,975.38	9,511.27	9,511.27	0.00	0.00	0.00	1,975.38	0.00
24/12/2020	15/03/2021	86.00	440.95	532.53	91.58	440.95	440.95	0.00	0.00	0.00	91.58	0.00
		<b>7,487.00</b>	<b>33,870.17</b>	<b>37,906.57</b>	<b>4,036.40</b>	<b>33,870.17</b>	<b>33,870.17</b>	<b>0.00</b>	<b>0.00</b>	<b>0.00</b>	<b>4,293.86</b>	<b>(257.46)</b>
WOR.AX - Worley Limited												
08/09/2020	07/10/2020	1,034.00	10,036.59	10,309.41	272.82	10,036.59	10,036.59	0.00	0.00	0.00	272.82	0.00
12/08/2020	07/10/2020	279.00	2,419.69	2,781.75	362.06	2,419.69	2,419.69	0.00	0.00	0.00	362.06	0.00
02/12/2020	09/12/2020	385.00	5,015.44	4,839.39	(176.05)	5,015.44	5,015.44	0.00	0.00	0.00	0.00	(176.05)
12/08/2020	09/12/2020	338.00	2,931.38	4,248.61	1,317.23	2,931.38	2,931.38	0.00	0.00	0.00	1,317.23	0.00
12/08/2020	11/12/2020	1,125.00	9,756.82	14,141.09	4,384.27	9,756.82	9,756.82	0.00	0.00	0.00	4,384.27	0.00
		<b>3,161.00</b>	<b>30,159.92</b>	<b>36,320.25</b>	<b>6,160.33</b>	<b>30,159.92</b>	<b>30,159.92</b>	<b>0.00</b>	<b>0.00</b>	<b>0.00</b>	<b>6,336.38</b>	<b>(176.05)</b>
WPL.AX - Woodside Petroleum Ltd												

# GD & LA Edwards Superannuation Fund

## Realised Capital Gains Report

For The Period 01 July 2020 - 30 June 2021

Investment		Accounting Treatment				Tax Treatment						
Purchase Contract Date	Disposal Contract Date	Units	Cost	Proceeds	Accounting Profit/(Loss)	Adjusted Cost Base	Reduced Cost Base	Indexed Cost Base	Indexed Gains	Discounted Gains (Gross)	Other Gains	Capital Loss
<b>Shares in Listed Companies (Australian)</b>												
26/11/2020	01/03/2021	395.00	9,008.24	9,831.92	823.68	9,008.24	9,008.24	0.00	0.00	0.00	823.68	0.00
		<b>395.00</b>	<b>9,008.24</b>	<b>9,831.92</b>	<b>823.68</b>	<b>9,008.24</b>	<b>9,008.24</b>	<b>0.00</b>	<b>0.00</b>	<b>0.00</b>	<b>823.68</b>	<b>0.00</b>
		<b>76,696.00</b>	<b>746,203.22</b>	<b>832,391.51</b>	<b>86,188.29</b>	<b>746,203.22</b>	<b>746,203.22</b>	<b>0.00</b>	<b>0.00</b>	<b>11,633.51</b>	<b>93,415.07</b>	<b>(18,860.29)</b>
<b>Stapled Securities</b>												
WPR.AX - Waypoint Reit												
04/09/2020	12/01/2021	1,298.00	3,480.13	3,308.85	(171.28)	3,448.76	3,448.76	0.00	0.00	0.00	0.00	(139.90)
02/09/2020	12/01/2021	551.00	1,477.31	1,404.61	(72.70)	1,463.99	1,463.99	0.00	0.00	0.00	0.00	(59.39)
26/08/2020	12/01/2021	3,755.00	10,010.19	9,572.22	(437.97)	9,919.43	9,919.43	0.00	0.00	0.00	0.00	(347.21)
		0.00	0.00	0.00	0.00	0.00	0.00	0.00	0.00	22.23	0.00	0.00
		<b>5,604.00</b>	<b>14,967.63</b>	<b>14,285.68</b>	<b>(681.95)</b>	<b>14,832.18</b>	<b>14,832.18</b>	<b>0.00</b>	<b>0.00</b>	<b>22.23</b>	<b>0.00</b>	<b>(546.50)</b>
		<b>5,604.00</b>	<b>14,967.63</b>	<b>14,285.68</b>	<b>(681.95)</b>	<b>14,832.18</b>	<b>14,832.18</b>	<b>0.00</b>	<b>0.00</b>	<b>22.23</b>	<b>0.00</b>	<b>(546.50)</b>
		<b>82,300.00</b>	<b>761,170.85</b>	<b>846,677.19</b>	<b>85,506.34</b>	<b>761,035.40</b>	<b>761,035.40</b>	<b>0.00</b>	<b>0.00</b>	<b>11,655.74</b>	<b>93,415.07</b>	<b>(19,406.79)</b>

GD & LA Edwards Superannuation Fund

# Capital Gains Reconciliation Report

For The Period 01 July 2020 - 30 June 2021

	Total	Discounted	Indexed	Other	Notional
<b>Losses available to offset</b>					
Carried forward from prior losses	0.00				
Carried forward from prior losses - Collectables	0.00				
Current year capital losses	0.00				
Current year capital losses - Collectables	0.00				
<b>Total Losses Available</b>	<b>0.00</b>				
<b>Total Losses Available - Collectables</b>	<b>0.00</b>				
<b>Capital Gains</b>					
Capital gains from disposal of assets	0.00	0.00	0.00	0.00	0.00
Capital gains from disposal of assets - Collectables	0.00	0.00	0.00	0.00	0.00
Capital gains from trust distributions	0.00	0.00	0.00	0.00	0.00
<b>Capital Gains Before Losses applied</b>	<b>0.00</b>	<b>0.00</b>	<b>0.00</b>	<b>0.00</b>	<b>0.00</b>
<b>Losses and discount applied</b>					
Losses applied	0.00	0.00	0.00	0.00	0.00
Losses applied - Collectables	0.00	0.00	0.00	0.00	0.00
Capital gains after losses applied	0.00	0.00	0.00	0.00	0.00
Capital gains after losses applied - Collectables	0.00	0.00	0.00	0.00	0.00
CGT Discount applied	0.00				
CGT Discount applied - Collectables	0.00				



GD & LA Edwards Superannuation Fund  
**Capital Gains Reconciliation Report**

For The Period 01 July 2020 - 30 June 2021

---

	Total	Discounted	Indexed	Other	Notional
<b>Net Capital Gain</b>					
Net capital gain	0.00				
Net capital gain - Collectables	0.00				
<b>Total Net Capital Gain (11A)</b>	<b>0.00</b>				
<b>Net Capital Losses Carried Forward to later income</b>					
Net Capital Losses Carried Forward to later income years	0.00				
Net Capital Losses Carried Forward to later income years - Collectables	0.00				
<b>Total Net Capital Losses Carried Forward to later income years (14V)</b>	<b>0.00</b>				

---

Note

Refer to Realised Gains Report for details of Disposals at a Security level

Refer to Distribution Reconciliation Report for Trust Distribution details at a Security level

---

# GD & LA Edwards Superannuation Fund

## Investment Income Comparison Report

As at 30 June 2021

Investment	Ledger Data			ASX & UUT Data							
	Transaction Date	Income Amount	Franking Credit	Date Payable	Ex Div/Dist Date	Units On Hand	45 Day Qualified	Amount per share/unit	Estimated Income	Estimated Franking*	
<b>Reconciled</b>											
<b>Shares in Listed Companies (Australian)</b>											
ALL.AX	Aristocrat Leisure Limited	18/12/2020	57.50	24.64	18/12/2020	01/12/2020	575.00	575.00	0.1000	57.50	24.64
BHP.AX	BHP Group Limited	22/09/2020	893.41	382.89	22/09/2020	03/09/2020	1,184.00	1,184.00	0.7546	893.40	382.89
BHP.AX	BHP Group Limited	23/03/2021	1,716.56	735.67	23/03/2021	04/03/2021	1,309.00	1,309.00	1.3113	1,716.55	735.67
BSL.AX	Bluescope Steel Limited	30/03/2021	61.92	0.00	30/03/2021	26/02/2021	1,032.00	1,032.00	0.0600	61.92	0.00
CBA.AX	Commonwealth Bank Of Australia.	30/09/2020	980.00	420.00	30/09/2020	19/08/2020	1,000.00	1,000.00	0.9800	980.00	420.00
CSL.AX	CSL Limited	09/10/2020	226.32	0.00	09/10/2020	10/09/2020	154.00	154.00	1.4696	226.32	0.00
CSL.AX	CSL Limited	01/04/2021	136.25	0.00	01/04/2021	04/03/2021	101.00	101.00	1.3491	136.26	0.00
FMG.AX	Fortescue Metals Group Ltd	24/03/2021	540.96	231.84	24/03/2021	01/03/2021	368.00	368.00	1.4700	540.96	231.84
HVN.AX	Harvey Norman Holdings Limited	03/05/2021	431.40	184.89	03/05/2021	31/03/2021	2,157.00	2,157.00	0.2000	431.40	184.89
MFG.AX	Magellan Financial Group Limited	25/02/2021	535.03	171.97	25/02/2021	16/02/2021	551.00	349.00	0.9710	535.02	108.93
NAB.AX	National Australia Bank Limited	03/07/2020	360.00	154.29	03/07/2020	01/05/2020	1,200.00	1,200.00	0.3000	360.00	154.29
SHL.AX	Sonic Healthcare Limited	22/09/2020	223.89	28.79	22/09/2020	07/09/2020	439.00	439.00	0.5100	223.89	28.79
SHL.AX	Sonic Healthcare Limited	24/03/2021	172.80	22.22	24/03/2021	09/03/2021	480.00	480.00	0.3600	172.80	22.22
STO.AX	Santos Limited	24/09/2020	53.38	22.87	24/09/2020	25/08/2020	1,832.00	1,832.00	0.0291	53.38	22.88
STO.AX	Santos Limited	25/03/2021	90.07	38.60	25/03/2021	23/02/2021	1,426.00	1,426.00	0.0632	90.07	38.60
SUL.AX	Super Retail Group Limited	01/04/2021	518.43	222.18	01/04/2021	25/02/2021	1,571.00	1,571.00	0.3300	518.43	222.18
SXY.AX	Senex Energy Limited	07/04/2021	277.77	114.88	07/04/2021	04/03/2021	27,777.00	27,777.00	0.0100	277.77	115.41
WBC.AX	Westpac Banking Corporation	25/06/2021	867.68	371.86	25/06/2021	13/05/2021	1,496.00	1,496.00	0.5800	867.68	371.86
WBCPG.AX	Westpac Banking Corporation	30/09/2020	366.11	156.90	30/09/2020	21/09/2020	415.00	415.00	0.8822	366.11	156.91
WOR.AX	Worley Limited	30/09/2020	435.50	0.00	30/09/2020	01/09/2020	1,742.00	1,742.00	0.2500	435.50	0.00



GD & LA Edwards Superannuation Fund

# Investment Income Comparison Report

As at 30 June 2021

Investment	Ledger Data			ASX & UUT Data						
	Transaction Date	Income Amount	Franking Credit	Date Payable	Ex Div/Dist Date	Units On Hand	45 Day Qualified	Amount per share/unit	Estimated Income	Estimated Franking*
EDWA.AX	Edwards Family Unit Trust	01/02/2021	1,000.00							
EDWA.AX	Edwards Family Unit Trust	08/02/2021	2,000.00							
EDWA.AX	Edwards Family Unit Trust	19/03/2021	1,200.00							
EDWA.AX	Edwards Family Unit Trust	12/04/2021	2,104.75							
EDWA.AX	Edwards Family Unit Trust	24/05/2021	2,104.00							
EDWA.AX	Edwards Family Unit Trust	30/06/2021	659.33							
			<b>16,650.08</b>							
			<b>26,588.76</b>	<b>3,470.07</b>				<b>12.2429</b>	<b>9,479.83</b>	<b>3,247.89</b>

\*Franking credit is estimated using 45 day qualified units. The estimation might not be accurate for preference shares and hedging arrangements.

GD & LA Edwards Superannuation Fund

# Members Summary

As at 30 June 2021

Opening Balances	Increases				Decreases					Closing Balance
	Contributions	Transfers In	Net Earnings	Insurance Proceeds	Pensions Paid	Contributions Tax	Taxes Paid	Benefits Paid/ Transfers Out	Insurance Premiums	
<b>Gary Edwards (Age: 64)</b>										
EDWGAR00001A - Accumulation										
91,558.81	500.00	693,602.27						785,661.08		
EDWGAR00002P - Pension - Tax Free: 8.49%										
693,602.27								693,602.27		
EDWGAR000041P - Account Based Pension - Tax Free: 7.81%										
EDWGAR000048P - Account Based Pension 2 - Tax Free: 100.00%										
		500.00			500.00					
EDWGAR000068P - Account Based Pension 3 - Tax Free: 7.84%										
		785,161.08	110,314.94		50,547.91					844,928.11
<b>785,161.08</b>	<b>500.00</b>	<b>1,479,263.35</b>	<b>110,314.94</b>		<b>51,047.91</b>			<b>1,479,263.35</b>		<b>844,928.11</b>
<b>Lynette Edwards (Age: 60)</b>										
EDWLYN00001A - Accumulation										
115,854.18	500.00							116,354.18		
EDWLYN00129P - Account Based Pension - Tax Free: 7.42%										
		115,854.18	16,501.73		2,500.00					129,855.91

GD & LA Edwards Superannuation Fund

# Members Summary

As at 30 June 2021

Opening Balances	Increases				Decreases					Closing Balance
	Contributions	Transfers In	Net Earnings	Insurance Proceeds	Pensions Paid	Contributions Tax	Taxes Paid	Benefits Paid/ Transfers Out	Insurance Premiums	
EDWLYN00162P - Account Based Pension 2 - Tax Free: 100.00%										
		500.00			500.00					
115,854.18	500.00	116,354.18	16,501.73		3,000.00			116,354.18		
901,015.26	1,000.00	1,595,617.53	126,816.67		54,047.91			1,595,617.53		

# GD & LA Edwards Superannuation Fund

## Members Statement

Gary Edwards  
 31 Spowers Street  
 Bongaree, Queensland, 4507, Australia

### Your Details

Date of Birth : Provided  
 Age: 64  
 Tax File Number: Provided  
 Date Joined Fund: 17/01/1995  
 Service Period Start Date:  
 Date Left Fund:  
 Member Code: EDWGAR00001A  
 Account Start Date: 17/01/1995  
 Account Phase: Accumulation Phase  
 Account Description: Accumulation

Nominated Beneficiaries Lynette Edwards  
 Vested Benefits  
 Total Death Benefit 0.00  
 Current Salary 0.00  
 Previous Salary 0.00  
 Disability Benefit 0.00

### Your Balance

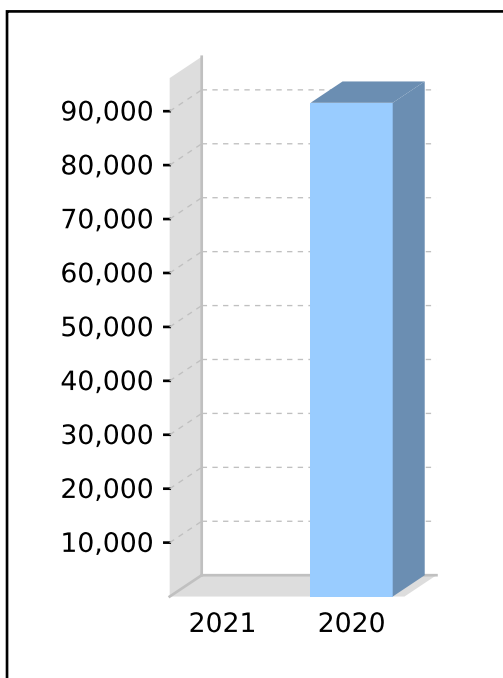
#### Total Benefits

#### Preservation Components

Preserved  
 Unrestricted Non Preserved  
 Restricted Non Preserved

#### Tax Components

Tax Free  
 Taxable



### Your Detailed Account Summary

	This Year
Opening balance at 01/07/2020	91,558.81
<u>Increases to Member account during the period</u>	
Employer Contributions	
Personal Contributions (Concessional)	
Personal Contributions (Non Concessional)	
Government Co-Contributions	500.00
Other Contributions	
Proceeds of Insurance Policies	
Transfers In	
Net Earnings	
Internal Transfer In	693,602.27
<u>Decreases to Member account during the period</u>	
Pensions Paid	
Contributions Tax	
Income Tax	
No TFN Excess Contributions Tax	
Excess Contributions Tax	
Refund Excess Contributions	
Division 293 Tax	
Insurance Policy Premiums Paid	
Management Fees	
Member Expenses	
Benefits Paid/Transfers Out	
Superannuation Surcharge Tax	
Internal Transfer Out	785,661.08
Closing balance at 30/06/2021	0.00

# GD & LA Edwards Superannuation Fund

## Members Statement

Gary Edwards  
 31 Spowers Street  
 Bongaree, Queensland, 4507, Australia

### Your Details

Date of Birth : Provided  
 Age: 64  
 Tax File Number: Provided  
 Date Joined Fund: 17/01/1995  
 Service Period Start Date: 17/01/1995  
 Date Left Fund: 01/07/2020  
 Member Code: EDWGAR00002P  
 Account Start Date: 01/07/2014  
 Account Phase: Accumulation Phase  
 Account Description: Pension

Nominated Beneficiaries Lynette Edwards

Vested Benefits  
 Total Death Benefit 0.00  
 Current Salary 0.00  
 Previous Salary 0.00  
 Disability Benefit 0.00

### Your Balance

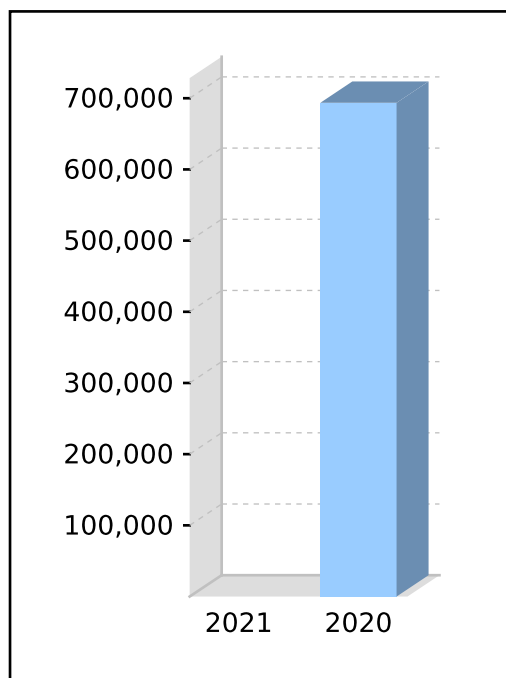
#### Total Benefits

#### Preservation Components

Preserved  
 Unrestricted Non Preserved  
 Restricted Non Preserved

#### Tax Components

Tax Free (8.49%)  
 Taxable



### Your Detailed Account Summary

	This Year
Opening balance at 01/07/2020	693,602.27
<u>Increases to Member account during the period</u>	
Employer Contributions	
Personal Contributions (Concessional)	
Personal Contributions (Non Concessional)	
Government Co-Contributions	
Other Contributions	
Proceeds of Insurance Policies	
Transfers In	
Net Earnings	
Internal Transfer In	
<u>Decreases to Member account during the period</u>	
Pensions Paid	
Contributions Tax	
Income Tax	
No TFN Excess Contributions Tax	
Excess Contributions Tax	
Refund Excess Contributions	
Division 293 Tax	
Insurance Policy Premiums Paid	
Management Fees	
Member Expenses	
Benefits Paid/Transfers Out	
Superannuation Surcharge Tax	
Internal Transfer Out	693,602.27
Closing balance at 30/06/2021	0.00



# GD & LA Edwards Superannuation Fund

## Members Statement

Gary Edwards  
 31 Spowers Street  
 Bongaree, Queensland, 4507, Australia

### Your Details

Date of Birth : Provided  
 Age: 64  
 Tax File Number: Provided  
 Date Joined Fund: 17/01/1995  
 Service Period Start Date:  
 Date Left Fund:  
 Member Code: EDWGAR00041P  
 Account Start Date: 01/07/2020  
 Account Phase: Retirement Phase  
 Account Description: Account Based Pension

Nominated Beneficiaries Lynette Edwards  
 Vested Benefits  
 Total Death Benefit 0.00  
 Current Salary 0.00  
 Previous Salary 0.00  
 Disability Benefit 0.00

### Your Balance

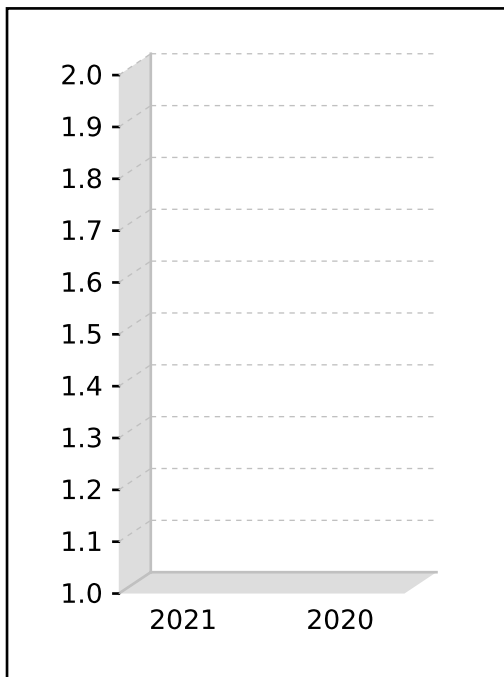
#### Total Benefits

#### Preservation Components

Preserved  
 Unrestricted Non Preserved  
 Restricted Non Preserved

#### Tax Components

Tax Free (7.81%)  
 Taxable



### Your Detailed Account Summary

This Year

Opening balance at 01/07/2020

Increases to Member account during the period

- Employer Contributions
- Personal Contributions (Concessional)
- Personal Contributions (Non Concessional)
- Government Co-Contributions
- Other Contributions
- Proceeds of Insurance Policies
- Transfers In
- Net Earnings
- Internal Transfer In

Decreases to Member account during the period

- Pensions Paid
- Contributions Tax
- Income Tax
- No TFN Excess Contributions Tax
- Excess Contributions Tax
- Refund Excess Contributions
- Division 293 Tax
- Insurance Policy Premiums Paid
- Management Fees
- Member Expenses
- Benefits Paid/Transfers Out
- Superannuation Surcharge Tax
- Internal Transfer Out

Closing balance at 30/06/2021 0.00

# GD & LA Edwards Superannuation Fund

## Members Statement

Gary Edwards  
 31 Spowers Street  
 Bongaree, Queensland, 4507, Australia

### Your Details

Date of Birth : Provided  
 Age: 64  
 Tax File Number: Provided  
 Date Joined Fund: 17/01/1995  
 Service Period Start Date:  
 Date Left Fund:  
 Member Code: EDWGAR00048P  
 Account Start Date: 13/05/2021  
 Account Phase: Retirement Phase  
 Account Description: Account Based Pension 2

Nominated Beneficiaries Lynette Edwards

Vested Benefits  
 Total Death Benefit

### Your Balance

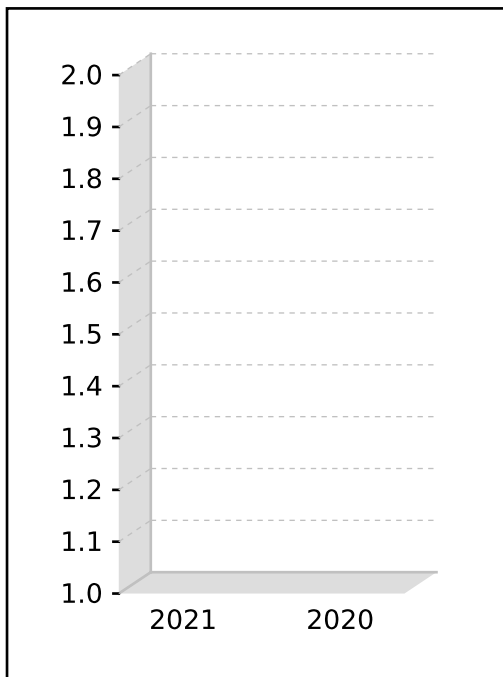
#### Total Benefits

#### Preservation Components

Preserved  
 Unrestricted Non Preserved  
 Restricted Non Preserved

#### Tax Components

Tax Free (100.00%)  
 Taxable



### Your Detailed Account Summary

This Year

Opening balance at 01/07/2020	
<u>Increases to Member account during the period</u>	
Employer Contributions	
Personal Contributions (Concessional)	
Personal Contributions (Non Concessional)	
Government Co-Contributions	
Other Contributions	
Proceeds of Insurance Policies	
Transfers In	
Net Earnings	
Internal Transfer In	500.00
<u>Decreases to Member account during the period</u>	
Pensions Paid	500.00
Contributions Tax	
Income Tax	
No TFN Excess Contributions Tax	
Excess Contributions Tax	
Refund Excess Contributions	
Division 293 Tax	
Insurance Policy Premiums Paid	
Management Fees	
Member Expenses	
Benefits Paid/Transfers Out	
Superannuation Surcharge Tax	
Internal Transfer Out	
Closing balance at 30/06/2021	0.00

# GD & LA Edwards Superannuation Fund

## Members Statement

Gary Edwards  
 31 Spowers Street  
 Bongaree, Queensland, 4507, Australia

### Your Details

Date of Birth : Provided  
 Age: 64  
 Tax File Number: Provided  
 Date Joined Fund: 17/01/1995  
 Service Period Start Date:  
 Date Left Fund:  
 Member Code: EDWGAR00068P  
 Account Start Date: 01/07/2020  
 Account Phase: Retirement Phase  
 Account Description: Account Based Pension 3

Nominated Beneficiaries Lynette Edwards  
 Vested Benefits 844,928.11  
 Total Death Benefit 844,928.11  
 Current Salary 0.00  
 Previous Salary 0.00  
 Disability Benefit 0.00

### Your Balance

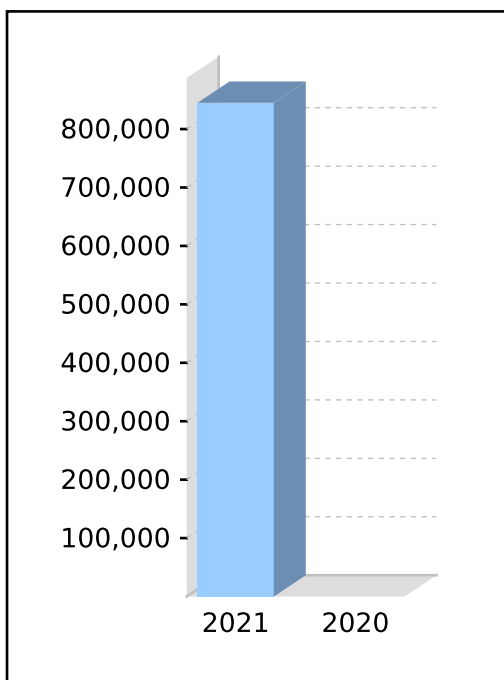
Total Benefits 844,928.11

#### Preservation Components

Preserved  
 Unrestricted Non Preserved 844,928.11  
 Restricted Non Preserved

#### Tax Components

Tax Free (7.84%) 66,254.80  
 Taxable 778,673.31



### Your Detailed Account Summary

This Year

Opening balance at 01/07/2020

Increases to Member account during the period

Employer Contributions  
 Personal Contributions (Concessional)  
 Personal Contributions (Non Concessional)  
 Government Co-Contributions  
 Other Contributions  
 Proceeds of Insurance Policies  
 Transfers In  
 Net Earnings 110,314.94  
 Internal Transfer In 785,161.08

Decreases to Member account during the period

Pensions Paid 50,547.91  
 Contributions Tax  
 Income Tax  
 No TFN Excess Contributions Tax  
 Excess Contributions Tax  
 Refund Excess Contributions  
 Division 293 Tax  
 Insurance Policy Premiums Paid  
 Management Fees  
 Member Expenses  
 Benefits Paid/Transfers Out  
 Superannuation Surcharge Tax  
 Internal Transfer Out

Closing balance at 30/06/2021 844,928.11

# GD & LA Edwards Superannuation Fund

## Members Statement

Lynette Edwards  
 31 Spowers Street  
 Bongaree, Queensland, 4507, Australia

### Your Details

Date of Birth : Provided  
 Age: 60  
 Tax File Number: Provided  
 Date Joined Fund: 24/03/2005  
 Service Period Start Date: 01/04/2000  
 Date Left Fund:  
 Member Code: EDWLYN00001A  
 Account Start Date: 24/03/2005  
 Account Phase: Accumulation Phase  
 Account Description: Accumulation

Nominated Beneficiaries Gary Edwards

Vested Benefits  
 Total Death Benefit 0.00  
 Current Salary 0.00  
 Previous Salary 0.00  
 Disability Benefit 0.00

### Your Balance

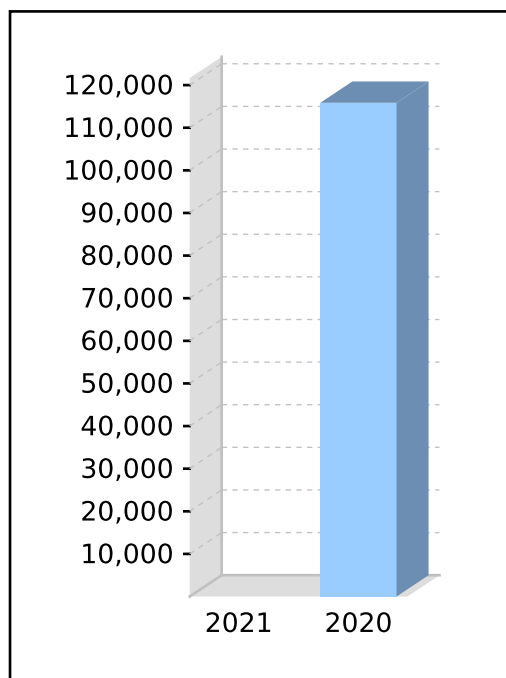
#### Total Benefits

#### Preservation Components

Preserved  
 Unrestricted Non Preserved  
 Restricted Non Preserved

#### Tax Components

Tax Free  
 Taxable



### Your Detailed Account Summary

	This Year
Opening balance at 01/07/2020	115,854.18
<u>Increases to Member account during the period</u>	
Employer Contributions	
Personal Contributions (Concessional)	
Personal Contributions (Non Concessional)	
Government Co-Contributions	500.00
Other Contributions	
Proceeds of Insurance Policies	
Transfers In	
Net Earnings	
Internal Transfer In	
<u>Decreases to Member account during the period</u>	
Pensions Paid	
Contributions Tax	
Income Tax	
No TFN Excess Contributions Tax	
Excess Contributions Tax	
Refund Excess Contributions	
Division 293 Tax	
Insurance Policy Premiums Paid	
Management Fees	
Member Expenses	
Benefits Paid/Transfers Out	
Superannuation Surcharge Tax	
Internal Transfer Out	116,354.18
Closing balance at 30/06/2021	0.00

# GD & LA Edwards Superannuation Fund

## Members Statement

Lynette Edwards  
 31 Spowers Street  
 Bongaree, Queensland, 4507, Australia

### Your Details

Date of Birth : Provided  
 Age: 60  
 Tax File Number: Provided  
 Date Joined Fund: 24/03/2005  
 Service Period Start Date: 01/04/2000  
 Date Left Fund:  
 Member Code: EDWLYN00129P  
 Account Start Date: 01/07/2020  
 Account Phase: Retirement Phase  
 Account Description: Account Based Pension

Nominated Beneficiaries Gary Edwards  
 Vested Benefits 129,855.91  
 Total Death Benefit 129,855.91  
 Current Salary 0.00  
 Previous Salary 0.00  
 Disability Benefit 0.00

### Your Balance

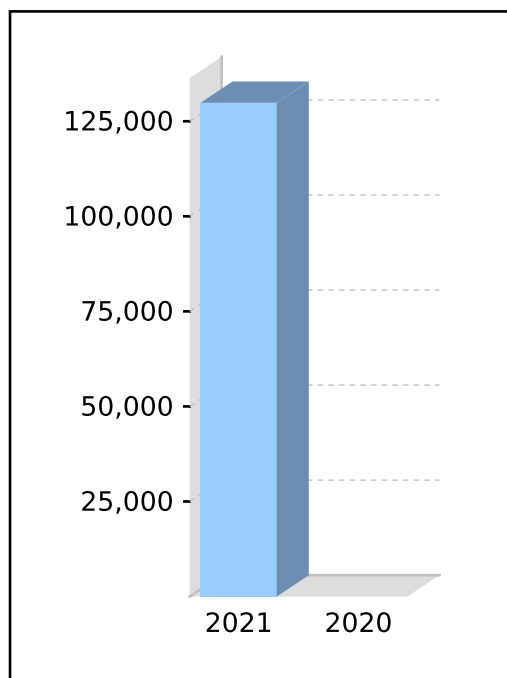
Total Benefits 129,855.91

#### Preservation Components

Preserved  
 Unrestricted Non Preserved 129,855.91  
 Restricted Non Preserved

#### Tax Components

Tax Free (7.42%) 9,633.47  
 Taxable 120,222.44



### Your Detailed Account Summary

	This Year
Opening balance at 01/07/2020	
<u>Increases to Member account during the period</u>	
Employer Contributions	
Personal Contributions (Concessional)	
Personal Contributions (Non Concessional)	
Government Co-Contributions	
Other Contributions	
Proceeds of Insurance Policies	
Transfers In	
Net Earnings	16,501.73
Internal Transfer In	115,854.18
<u>Decreases to Member account during the period</u>	
Pensions Paid	2,500.00
Contributions Tax	
Income Tax	
No TFN Excess Contributions Tax	
Excess Contributions Tax	
Refund Excess Contributions	
Division 293 Tax	
Insurance Policy Premiums Paid	
Management Fees	
Member Expenses	
Benefits Paid/Transfers Out	
Superannuation Surcharge Tax	
Internal Transfer Out	
Closing balance at 30/06/2021	129,855.91

# GD & LA Edwards Superannuation Fund

## Members Statement

Lynette Edwards  
 31 Spowers Street  
 Bongaree, Queensland, 4507, Australia

### Your Details

Date of Birth : Provided  
 Age: 60  
 Tax File Number: Provided  
 Date Joined Fund: 24/03/2005  
 Service Period Start Date: 01/04/2000  
 Date Left Fund:  
 Member Code: EDWLYN00162P  
 Account Start Date: 13/05/2021  
 Account Phase: Retirement Phase  
 Account Description: Account Based Pension 2

Nominated Beneficiaries Gary Edwards

Vested Benefits  
 Total Death Benefit 0.00  
 Current Salary 0.00  
 Previous Salary 0.00  
 Disability Benefit 0.00

### Your Balance

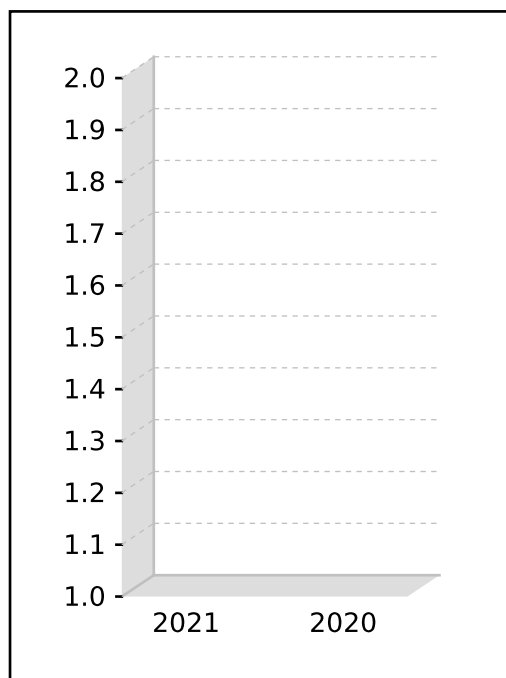
#### Total Benefits

#### Preservation Components

Preserved  
 Unrestricted Non Preserved  
 Restricted Non Preserved

#### Tax Components

Tax Free (100.00%)  
 Taxable



### Your Detailed Account Summary

This Year

Opening balance at 01/07/2020	
<u>Increases to Member account during the period</u>	
Employer Contributions	
Personal Contributions (Concessional)	
Personal Contributions (Non Concessional)	
Government Co-Contributions	
Other Contributions	
Proceeds of Insurance Policies	
Transfers In	
Net Earnings	
Internal Transfer In	500.00
<u>Decreases to Member account during the period</u>	
Pensions Paid	500.00
Contributions Tax	
Income Tax	
No TFN Excess Contributions Tax	
Excess Contributions Tax	
Refund Excess Contributions	
Division 293 Tax	
Insurance Policy Premiums Paid	
Management Fees	
Member Expenses	
Benefits Paid/Transfers Out	
Superannuation Surcharge Tax	
Internal Transfer Out	
Closing balance at 30/06/2021	0.00

# GD & LA Edwards Superannuation Fund

## Statement of Taxable Income

For the year ended 30 June 2021

	2021
	\$
Benefits accrued as a result of operations	70,298.69
<b>Less</b>	
Increase in MV of investments	20,640.27
Exempt current pension income	29,907.00
Realised Accounting Capital Gains	85,506.38
Accounting Trust Distributions	17,106.01
Non Taxable Contributions	1,000.00
	<u>154,159.66</u>
<b>Add</b>	
SMSF non deductible expenses	9,127.00
Pension Payments	54,047.91
Franking Credits	3,470.07
Taxable Trust Distributions	16,955.74
	<u>83,600.72</u>
SMSF Annual Return Rounding	0.25
	<u>(260.00)</u>
<b>Taxable Income or Loss</b>	<u>0.00</u>
Income Tax on Taxable Income or Loss	0.00
<b>Less</b>	
Franking Credits	3,470.07
	<u>(3,470.07)</u>
<b>CURRENT TAX OR REFUND</b>	<u>(3,470.07)</u>
Supervisory Levy	259.00
	<u>(3,211.07)</u>
<b>AMOUNT DUE OR REFUNDABLE</b>	<u>(3,211.07)</u>

\* Distribution tax components review process has not been completed for the financial year.

GD & LA Edwards Superannuation Fund

# Create Entries Report

For the period 01 July 2020 to 30 June 2021

**Create Entries Financial Year Summary 01 July 2020 - 30 June 2021**

<b>Total Profit</b>	<b>Amount</b>
Income	133,736.74
Less Expense	63,438.05
<b>Total Profit</b>	<b>70,298.69</b>

<b>Tax Summary</b>	<b>Amount</b>
Fund Tax Rate	15.00 %
Total Profit	70,298.69
Less Permanent Differences	20,640.27
Less Timing Differences	0.00
Less Exempt Pension Income	29,907.00
Less Other Non Taxable Income	(53,047.91)
Less LIC Deductions	0.00
Add SMSF Non Deductible Expenses	9,127.00
Add Other Non Deductible Expenses	0.00
Add Total Franking/Foreign/TFN/FRW Credits	3,470.07
Less Realised Accounting Capital Gains	85,506.38
Less Accounting Trust Distributions	17,106.01
Add Taxable Trust Distributions	16,955.74
Less Tax Losses Deducted	0.00
Add SMSF Annual Return Rounding	0.25
<b>Taxable Income</b>	<b>(260.00)</b>
<b>Income Tax on Taxable Income or Loss</b>	<b>0.00</b>

<b>Profit/(Loss) Available for Allocation</b>	<b>Amount</b>
Total Available Profit	123,346.60
Franking Credits	3,470.07
TFN Credits	0.00
Foreign Credits	0.00
FRW Credits	0.00
<b>Total</b>	<b>126,816.67</b>

<b>Income Tax Expense Available for Allocation</b>	<b>Amount</b>
<b>Total Income Tax Expense Allocation</b>	<b>0.00</b>

<b>Calculation of Non Deductible Expense Percentage(s)</b>	<b>Amount</b>
--	---------------



Calculation of Non Deductible Expense Percentage(s)	Amount
<b>General Expense Calculation</b>	
Total Member Contributions	1,000.00
Gross Interest	1.00
Unfranked Dividend	1,385.00
Franked Dividend	8,096.00
Dividend Franking Credit	3,470.00
Gross Trust Distributions	16,955.00
Less exempt pension income	29,907.00
<b>Total Assessable Income (A)</b>	<b>1,000.00</b>
Total Assessable Income	1,000.00
Exempt Pension Income	29,907.00
<b>Total Income (B)</b>	<b>30,907.00</b>
Non Deductible Gen Exp% = 1-(A/B)	
<b>Non Deductible General Expense Percentage</b>	<b>96.764%</b>
<b>Investment Expense Calculation</b>	
Gross Interest	1.00
Unfranked Dividend	1,385.00
Franked Dividend	8,096.00
Dividend Franking Credit	3,470.00
Gross Trust Distributions	16,955.00
<b>Total Investment Income (B)</b>	<b>29,907.00</b>
Less Non-Assessable Investment Income	29,907.00
<b>Total Investment Assessable Income (A)</b>	<b>0.00</b>
Non Deductible Inv Exp% = 1-(A/B)	
<b>Non-Deductible Investment Expense Percentage</b>	<b>100.000%</b>

## Segment 1 from 01 July 2020 to 01 July 2020

### Pool Name Deemed Segregation

Total Profit	Amount
Income	90.67
Less Expense	0.00
<b>Total Profit</b>	<b>90.67</b>

Create Entries Summary	Amount
Fund Tax Rate	15.00 %
Total Profit	90.67
Less Permanent Differences	90.67
Less Timing Differences	0.00
Less Exempt Pension Income	0.00
Less Other Non Taxable Income	0.00
Add SMSF Non Deductible Expenses	0.00
Add Other Non Deductible Expenses	0.00
Add Total Franking/Foreign/TFN/FRW Credits	0.00
Less Realised Accounting Capital Gains	0.00
Less Tax Losses Deducted	0.00
<b>Taxable Income</b>	<b>0.00</b>
<b>Income Tax on Taxable Income or Loss</b>	<b>0.00</b>

Member Weighted Balance Summary	Weighting%	Amount
Gary Edwards(EDWGAR00001A)	0.00	0.00
Gary Edwards(EDWGAR00002P)	0.00	0.00
Gary Edwards(EDWGAR00041P)	0.00	0.00
Gary Edwards(EDWGAR00068P)	87.14	785,161.08
Lynette Edwards(EDWLYN00001A)	0.00	0.00
Lynette Edwards(EDWLYN00129P)	12.86	115,854.18

Profit/(Loss) Available for Allocation	Amount
Total Available Profit	90.67
Franking Credits	0.00
TFN Credits	0.00
FRW Credits	0.00
<b>Total</b>	<b>90.67</b>

Allocation to Members	Weighting%	Amount
Gary Edwards(EDWGAR00001A)	0.00	0.00
Gary Edwards(EDWGAR00002P)	0.00	0.00
Gary Edwards(EDWGAR00041P)	0.00	0.00
Gary Edwards(EDWGAR00068P)	87.14	79.01
Lynette Edwards(EDWLYN00001A)	0.00	0.00
Lynette Edwards(EDWLYN00129P)	12.86	11.66

Accumulation Weighted Balance Summary	Weighting%	Amount
Gary Edwards(EDWGAR00001A)	0.00	0.00
Gary Edwards(EDWGAR00002P)	0.00	0.00

Accumulation Weighted Balance Summary		Weighting%	Amount
Gary Edwards(EDWGAR00041P)		0.00	0.00
Gary Edwards(EDWGAR00068P)		87.14	785,161.08
Lynette Edwards(EDWLYN00001A)		0.00	0.00
Lynette Edwards(EDWLYN00129P)		12.86	115,854.18
<b>Income Tax Expense Available for Allocation</b>			<b>Amount</b>
<b>Total Income Tax Expense Allocation</b>			<b>0.00</b>

Allocation to Members		Weighting%	Amount
Gary Edwards(EDWGAR00001A)		0.00	0.00
Gary Edwards(EDWGAR00002P)		0.00	0.00
Gary Edwards(EDWGAR00041P)		0.00	0.00
Gary Edwards(EDWGAR00068P)		87.14	0.00
Lynette Edwards(EDWLYN00001A)		0.00	0.00
Lynette Edwards(EDWLYN00129P)		12.86	0.00

#### Calculation of daily member weighted balances

##### Gary Edwards (EDWGAR00001A)

###### Member Balance

01/07/2020	50010	Opening Balance	91,558.81	91,558.81
01/07/2020	56100	Internal Transfers In	693,602.27	693,602.27
01/07/2020	57100	Internal Transfers Out	(785,161.08)	(785,161.08)
<b>Total Amount (Weighted)</b>				<b>0.00</b>

##### Gary Edwards (EDWGAR00002P)

###### Member Balance

01/07/2020	50010	Opening Balance	693,602.27	693,602.27
01/07/2020	57100	Internal Transfers Out	(693,602.27)	(693,602.27)
<b>Total Amount (Weighted)</b>				<b>0.00</b>

##### Gary Edwards (EDWGAR00041P)

###### Member Balance

01/07/2020	50010	Opening Balance	0.00	0.00
<b>Total Amount (Weighted)</b>				<b>0.00</b>

##### Gary Edwards (EDWGAR00068P)

###### Member Balance

01/07/2020	50010	Opening Balance	0.00	0.00
01/07/2020	56100	Internal Transfers In	785,161.08	785,161.08
<b>Total Amount (Weighted)</b>				<b>785,161.08</b>

##### Lynette Edwards (EDWLYN00001A)

###### Member Balance

01/07/2020	50010	Opening Balance	115,854.18	115,854.18
01/07/2020	57100	Internal Transfers Out	(115,854.18)	(115,854.18)
<b>Total Amount (Weighted)</b>				<b>0.00</b>

### Calculation of daily member weighted balances

#### Lynette Edwards (EDWLYN00129P)

##### Member Balance

01/07/2020	50010	Opening Balance	0.00	0.00
01/07/2020	56100	Internal Transfers In	115,854.18	115,854.18
		<b>Total Amount (Weighted)</b>		<b>115,854.18</b>

### Calculation of Net Capital Gains

Capital gains from Unsegregated Pool	0.00
Capital gains from Unsegregated Pool - Collectables	0.00
Capital Gain Adjustment from prior segments	0.00
Realised Notional gains	0.00
Carried forward losses from prior years	0.00
Current year capital losses from Unsegregated Pool	0.00
Current year capital losses from Unsegregated Pool - Collectables	0.00
<b>Capital Gain /(Losses carried forward)</b>	<b>0.00</b>
<b>CGT allocated in prior segments</b>	<b>0.00</b>
<b>Allocations of Net Capital Gains to Pools</b>	
Capital Gain Proportion - Unsegregated Pool (0/0)=100.00%	0.00

---

## Segment 2 from 02 July 2020 to 12 May 2021

### Pool Name Deemed Segregation

Total Profit	Amount
Income	119,491.61
Less Expense	57,349.25
<b>Total Profit</b>	<b>62,142.36</b>

Create Entries Summary	Amount
Fund Tax Rate	15.00 %
Total Profit	62,142.36
Less Permanent Differences	15,586.04
Less Timing Differences	0.00
Less Exempt Pension Income	25,883.87
Less Other Non Taxable Income	(49,047.91)
Add SMSF Non Deductible Expenses	8,072.15
Add Other Non Deductible Expenses	0.00
Add Total Franking/Foreign/TFN/FRW Credits	3,098.21
Less Realised Accounting Capital Gains	80,969.64
Less Accounting Trust Distributions	14,319.94
Add Taxable Trust Distributions	14,169.67
Less Tax Losses Deducted	0.00
<b>Taxable Income</b>	<b>(8,042.34)</b>
<b>Income Tax on Taxable Income or Loss</b>	<b>0.00</b>

Member Weighted Balance Summary	Weighting%	Amount
Gary Edwards(EDWGAR00001A)	0.00	0.00
Gary Edwards(EDWGAR00041P)	0.00	0.00
Gary Edwards(EDWGAR00068P)	87.02	773,347.61
Lynette Edwards(EDWLYN00001A)	0.00	0.00
Lynette Edwards(EDWLYN00129P)	12.98	115,348.38

Profit/(Loss) Available for Allocation	Amount
Total Available Profit	111,190.27
Franking Credits	3,098.21
TFN Credits	0.00
FRW Credits	0.00
<b>Total</b>	<b>114,288.48</b>

Allocation to Members	Weighting%	Amount
Gary Edwards(EDWGAR00001A)	0.00	0.00
Gary Edwards(EDWGAR00041P)	0.00	0.00
Gary Edwards(EDWGAR00068P)	87.02	99,453.84
Lynette Edwards(EDWLYN00001A)	0.00	0.00
Lynette Edwards(EDWLYN00129P)	12.98	14,834.64

Accumulation Weighted Balance Summary	Weighting%	Amount
Gary Edwards(EDWGAR00001A)	0.00	0.00
Gary Edwards(EDWGAR00041P)	0.00	0.00

Accumulation Weighted Balance Summary	Weighting%	Amount
Gary Edwards(EDWGAR00068P)	87.02	773,347.61
Lynette Edwards(EDWLYN00001A)	0.00	0.00
Lynette Edwards(EDWLYN00129P)	12.98	115,348.38

Income Tax Expense Available for Allocation	Amount
<b>Total Income Tax Expense Allocation</b>	<b>0.00</b>

Allocation to Members	Weighting%	Amount
Gary Edwards(EDWGAR00001A)	0.00	0.00
Gary Edwards(EDWGAR00041P)	0.00	0.00
Gary Edwards(EDWGAR00068P)	87.02	0.00
Lynette Edwards(EDWLYN00001A)	0.00	0.00
Lynette Edwards(EDWLYN00129P)	12.98	0.00

### Calculation of daily member weighted balances

#### Gary Edwards (EDWGAR00001A)

##### Member Balance

01/07/2020	50010	Opening Balance	0.00	0.00
<b>Total Amount (Weighted)</b>				<b>0.00</b>

#### Gary Edwards (EDWGAR00041P)

##### Member Balance

01/07/2020	50010	Opening Balance	0.00	0.00
<b>Total Amount (Weighted)</b>				<b>0.00</b>

#### Gary Edwards (EDWGAR00068P)

##### Member Balance

01/07/2020	50010	Opening Balance	785,240.09	785,240.09
31/07/2020	54160	Pensions Paid	(500.00)	(453.97)
05/08/2020	54160	Pensions Paid	(450.00)	(401.43)
05/08/2020	54160	Pensions Paid	(100.00)	(89.21)
07/09/2020	54160	Pensions Paid	(1,400.00)	(1,102.22)
23/09/2020	54160	Pensions Paid	(500.00)	(368.25)
12/10/2020	54160	Pensions Paid	(700.00)	(473.33)
03/11/2020	54160	Pensions Paid	(1,000.00)	(606.35)
09/12/2020	54160	Pensions Paid	(1,800.00)	(885.71)
14/12/2020	54160	Pensions Paid	(2,666.85)	(1,269.93)
31/12/2020	54160	Pensions Paid	(1,000.00)	(422.22)
28/01/2021	54160	Pensions Paid	(500.00)	(166.67)
01/02/2021	54160	Pensions Paid	(1,800.00)	(577.14)
02/02/2021	54160	Pensions Paid	(4,000.00)	(1,269.84)
08/02/2021	54160	Pensions Paid	(1,000.00)	(298.41)
16/02/2021	54160	Pensions Paid	(3,000.00)	(819.05)
17/02/2021	54160	Pensions Paid	(4,000.00)	(1,079.37)
25/02/2021	54160	Pensions Paid	(2,000.00)	(488.89)
12/03/2021	54160	Pensions Paid	(500.00)	(98.41)

**Calculation of daily member weighted balances**

19/03/2021	54160	Pensions Paid	(1,500.00)	(261.90)
12/04/2021	54160	Pensions Paid	(3,725.06)	(366.59)
12/04/2021	54160	Pensions Paid	(2,704.00)	(266.11)
15/04/2021	54160	Pensions Paid	(200.00)	(17.78)
15/04/2021	54160	Pensions Paid	(2.00)	(0.18)
10/05/2021	54160	Pensions Paid	(11,500.00)	(109.52)
<b>Total Amount (Weighted)</b>				<b>773,347.61</b>

**Lynette Edwards (EDWLYN00001A)**Member Balance

01/07/2020	50010	Opening Balance	0.00	0.00
<b>Total Amount (Weighted)</b>				<b>0.00</b>

**Lynette Edwards (EDWLYN00129P)**Member Balance

01/07/2020	50010	Opening Balance	115,865.84	115,865.84
08/03/2021	54160	Pensions Paid	(2,000.00)	(419.05)
12/03/2021	54160	Pensions Paid	(500.00)	(98.41)
<b>Total Amount (Weighted)</b>				<b>115,348.38</b>

**Calculation of Net Capital Gains**

Capital gains from Unsegregated Pool	0.00
Capital gains from Unsegregated Pool - Collectables	0.00
Capital Gain Adjustment from prior segments	0.00
Realised Notional gains	0.00
Carried forward losses from prior years	0.00
Current year capital losses from Unsegregated Pool	0.00
Current year capital losses from Unsegregated Pool - Collectables	0.00
<b>Capital Gain /(Losses carried forward)</b>	<b>0.00</b>
<b>CGT allocated in prior segments</b>	<b>0.00</b>
<b>Allocations of Net Capital Gains to Pools</b>	
Capital Gain Proportion - Unsegregated Pool (0/0)=100.00%	0.00

## Final Segment 3 from 13 May 2021 to 30 June 2021

### Pool Name Deemed Segregation

Total Profit	Amount
Income	14,154.46
Less Expense	6,088.80
<b>Total Profit</b>	<b>8,065.66</b>

Create Entries Summary	Amount
Fund Tax Rate	15.00 %
Total Profit	8,065.66
Less Permanent Differences	4,963.56
Less Timing Differences	0.00
Less Exempt Pension Income	4,026.02
Less Other Non Taxable Income	(4,000.00)
Add SMSF Non Deductible Expenses	1,056.57
Add Other Non Deductible Expenses	0.00
Add Total Franking/Foreign/TFN/FRW Credits	371.86
Less Realised Accounting Capital Gains	4,536.74
Less Accounting Trust Distributions	2,786.07
Add Taxable Trust Distributions	2,786.07
Less Tax Losses Deducted	0.00
Add Taxable Income Adjustment	32.23
<b>Taxable Income</b>	<b>0.00</b>
<b>Income Tax on Taxable Income or Loss</b>	<b>0.00</b>

Member Weighted Balance Summary	Weighting%	Amount
Gary Edwards(EDWGAR00001A)	0.00	0.00
Gary Edwards(EDWGAR00041P)	0.00	0.00
Gary Edwards(EDWGAR00048P)	0.00	10.20
Gary Edwards(EDWGAR00068P)	86.69	835,125.61
Lynette Edwards(EDWLYN00001A)	0.00	0.00
Lynette Edwards(EDWLYN00129P)	13.31	128,200.48
Lynette Edwards(EDWLYN00162P)	0.00	10.20

### Profit/(Loss) Available for Allocation

Total Available Profit	12,065.66
Franking Credits	371.86
TFN Credits	0.00
FRW Credits	0.00
<b>Total</b>	<b>12,437.52</b>

Allocation to Members	Weighting%	Amount
Gary Edwards(EDWGAR00001A)	0.00	0.00
Gary Edwards(EDWGAR00041P)	0.00	0.00
Gary Edwards(EDWGAR00048P)	0.00	0.00
Gary Edwards(EDWGAR00068P)	86.69	10,782.09
Lynette Edwards(EDWLYN00001A)	0.00	0.00



Allocation to Members	Weighting%	Amount
Lynette Edwards(EDWLYN00129P)	13.31	1,655.43
Lynette Edwards(EDWLYN00162P)	0.00	0.00

Accumulation Weighted Balance Summary	Weighting%	Amount
Gary Edwards(EDWGAR00001A)	0.00	0.00
Gary Edwards(EDWGAR00041P)	0.00	0.00
Gary Edwards(EDWGAR00048P)	0.00	10.20
Gary Edwards(EDWGAR00068P)	86.69	835,125.61
Lynette Edwards(EDWLYN00001A)	0.00	0.00
Lynette Edwards(EDWLYN00129P)	13.31	128,200.48
Lynette Edwards(EDWLYN00162P)	0.00	10.20

Income Tax Expense Available for Allocation	Amount
<b>Total Income Tax Expense Allocation</b>	<b>0.00</b>

Allocation to Members	Weighting%	Amount
Gary Edwards(EDWGAR00001A)	0.00	0.00
Gary Edwards(EDWGAR00041P)	0.00	0.00
Gary Edwards(EDWGAR00048P)	0.00	0.00
Gary Edwards(EDWGAR00068P)	86.69	0.00
Lynette Edwards(EDWLYN00001A)	0.00	0.00
Lynette Edwards(EDWLYN00129P)	13.31	0.00
Lynette Edwards(EDWLYN00162P)	0.00	0.00

#### Calculation of daily member weighted balances

##### Gary Edwards (EDWGAR00001A)

###### Member Balance

01/07/2020	50010	Opening Balance	0.00	0.00
13/05/2021	52420	Contributions	500.00	500.00
13/05/2021	57100	Internal Transfers Out	(500.00)	(500.00)
<b>Total Amount (Weighted)</b>				<b>0.00</b>

##### Gary Edwards (EDWGAR00041P)

###### Member Balance

01/07/2020	50010	Opening Balance	0.00	0.00
<b>Total Amount (Weighted)</b>				<b>0.00</b>

##### Gary Edwards (EDWGAR00048P)

###### Member Balance

01/07/2020	50010	Opening Balance	0.00	0.00
13/05/2021	56100	Internal Transfers In	500.00	500.00
14/05/2021	54160	Pensions Paid	(500.00)	(489.80)
<b>Total Amount (Weighted)</b>				<b>10.20</b>

## Calculation of daily member weighted balances

### Gary Edwards (EDWGAR00068P)

#### Member Balance

01/07/2020	50010	Opening Balance	838,146.02	838,146.02
14/05/2021	54160	Pensions Paid	(1,000.00)	(979.59)
24/05/2021	54160	Pensions Paid	(1,000.00)	(775.51)
31/05/2021	54160	Pensions Paid	(2,000.00)	(1,265.31)
<b>Total Amount (Weighted)</b>				<b>835,125.61</b>

### Lynette Edwards (EDWLYN00001A)

#### Member Balance

01/07/2020	50010	Opening Balance	0.00	0.00
13/05/2021	52420	Contributions	500.00	500.00
13/05/2021	57100	Internal Transfers Out	(500.00)	(500.00)
<b>Total Amount (Weighted)</b>				<b>0.00</b>

### Lynette Edwards (EDWLYN00129P)

#### Member Balance

01/07/2020	50010	Opening Balance	128,200.48	128,200.48
<b>Total Amount (Weighted)</b>				<b>128,200.48</b>

### Lynette Edwards (EDWLYN00162P)

#### Member Balance

01/07/2020	50010	Opening Balance	0.00	0.00
13/05/2021	56100	Internal Transfers In	500.00	500.00
14/05/2021	54160	Pensions Paid	(500.00)	(489.80)
<b>Total Amount (Weighted)</b>				<b>10.20</b>

## Calculation of Net Capital Gains

Capital gains from Unsegregated Pool	0.00
Capital gains from Unsegregated Pool - Collectables	0.00
Capital Gain Adjustment from prior segments	0.00
Realised Notional gains	0.00
Carried forward losses from prior years	0.00
Current year capital losses from Unsegregated Pool	0.00
Current year capital losses from Unsegregated Pool - Collectables	0.00
Total CGT Discount Applied	0.00
<b>Capital Gain /(Losses carried forward)</b>	<b>0.00</b>
<b>CGT allocated in prior segments</b>	<b>0.00</b>
<b>Allocations of Net Capital Gains to Pools</b>	
Capital Gain Proportion - Unsegregated Pool (0/0)=100.00%	0.00

## Foreign Tax Offset Calculations

### Segment 01 July 2020 to 01 July 2020

Claimable FTO - Deemed Segregation	0.00
<b>Claimable FTO</b>	<b>0.00</b>

<b>Segment 02 July 2020 to 12 May 2021</b>	
Claimable FTO - Deemed Segregation	0.00
<b>Claimable FTO</b>	<b>0.00</b>
<b>Segment 13 May 2021 to 30 June 2021</b>	
Claimable FTO - Deemed Segregation	0.00
<b>Claimable FTO</b>	<b>0.00</b>
<b>Total Claimable Foreign Credits for the Year</b>	<b>0.00</b>
<b>Foreign Tax Offset (Label C1)</b>	0.00
<b>Applied/Claimed FTO</b>	0.00
<b>Allocations of Foreign Tax Offset to Members</b>	
Gary Edwards(EDWGAR00001A) - 0.00 %	0.00
Gary Edwards(EDWGAR00041P) - 0.00 %	0.00
Gary Edwards(EDWGAR00048P) - 100.00 %	0.00
Gary Edwards(EDWGAR00068P) - 0.00 %	0.00
Lynette Edwards(EDWLYN00001A) - 0.00 %	0.00
Lynette Edwards(EDWLYN00129P) - 0.00 %	0.00
Lynette Edwards(EDWLYN00162P) - 0.00 %	0.00
<b>Total Foreign Tax Offset Allocated to Members</b>	<b>0.00</b>

---

# Self-managed superannuation fund annual return **2021**

## Who should complete this annual return?

Only self-managed superannuation funds (SMSFs) can complete this annual return. All other funds must complete the *Fund income tax return 2021* (NAT 71287).

- ❗ The *Self-managed superannuation fund annual return instructions 2021* (NAT 71606) (the instructions) can assist you to complete this annual return.
- ➔ The SMSF annual return cannot be used to notify us of a change in fund membership. You must update fund details via ABR.gov.au or complete the Change of details for superannuation entities form (NAT 3036).

## To complete this annual return

- Print clearly, using a BLACK pen only.
  - Use BLOCK LETTERS and print one character per box.
- S M I T # S T
- Place  in ALL applicable boxes.

- ➔ Postal address for annual returns:

**Australian Taxation Office**  
**GPO Box 9845**  
 [insert the name and postcode  
 of your capital city]

For example;

**Australian Taxation Office**  
**GPO Box 9845**  
**SYDNEY NSW 2001**

## Section A: Fund information

**1 Tax file number (TFN)**

- ➔ To assist processing, write the fund's TFN at the top of pages 3, 5, 7 and 9.

- ❗ The ATO is authorised by law to request your TFN. You are not obliged to quote your TFN but not quoting it could increase the chance of delay or error in processing your annual return. See the Privacy note in the Declaration.

**2 Name of self-managed superannuation fund (SMSF)**

GD & LA Edwards Superannuation Fund

**3 Australian business number (ABN)** (if applicable)

**4 Current postal address**

Level 1 Mitcham House

1355 Gympie Road

Suburb/town

Aspley

State/territory

QLD

Postcode

4034

**5 Annual return status**

Is this an amendment to the SMSF's 2021 return?

**A** No  Yes

Is this the first required return for a newly registered SMSF?

**B** No  Yes

Tax File Number **6 SMSF auditor**

Auditor's name

Title: Mr  Mrs  Miss  Ms  Other 

Family name

First given name

Other given names

SMSF Auditor Number

Auditor's phone number

Postal address

Suburb/town

State/territory

Postcode

Date audit was completed **A**  /  / 

Was Part A of the audit report qualified?

**B** No  Yes 

Was Part B of the audit report qualified?

**C** No  Yes 

If Part B of the audit report was qualified, have the reported issues been rectified?

**D** No  Yes **7 Electronic funds transfer (EFT)**

We need your self-managed super fund's financial institution details to pay any super payments and tax refunds owing to you.

**A Fund's financial institution account details**

This account is used for super contributions and rollovers. Do not provide a tax agent account here.

Fund BSB number

Fund account number

Fund account name

I would like my tax refunds made to this account.  Go to C.**B Financial institution account details for tax refunds**

This account is used for tax refunds. You can provide a tax agent account here.

BSB number

Account number

Account name

**C Electronic service address alias**

Provide the electronic service address alias (ESA) issued by your SMSF messaging provider. (For example, SMSFdataESAAlias). See instructions for more information.

Tax File Number 

- 8 Status of SMSF** Australian superannuation fund **A** No  Yes  Fund benefit structure **B**  Code
- Does the fund trust deed allow acceptance of the Government's Super Co-contribution and Low Income Super Amounts? **C** No  Yes

**9 Was the fund wound up during the income year?**

- No  Yes  If yes, provide the date on which the fund was wound up  Day /  Month /  Year Have all tax lodgment and payment obligations been met? No  Yes

**10 Exempt current pension income**

Did the fund pay retirement phase superannuation income stream benefits to one or more members in the income year?

- To claim a tax exemption for current pension income, you must pay at least the minimum benefit payment under the law. Record exempt current pension income at Label **A**.

No  Go to Section B: Income.Yes  Exempt current pension income amount **A** \$ 

Which method did you use to calculate your exempt current pension income?

Segregated assets method **B** Unsegregated assets method **C**  Was an actuarial certificate obtained? **D** Yes 

Did the fund have any other income that was assessable?

**E** Yes  Go to Section B: Income.No  Choosing 'No' means that you do not have any assessable income, including no-TFN quoted contributions. Go to Section C: Deductions and non-deductible expenses. (Do **not** complete Section B: Income.)

- If you are entitled to claim any tax offsets, you can list these at Section D: Income tax calculation statement.

Tax File Number Provided

## Section B: Income

**Do not complete this section** if all superannuation interests in the SMSF were supporting superannuation income streams in the retirement phase for the **entire year**, there was **no** other income that was assessable, and you **have not** realised a deferred notional gain. If you are entitled to claim any tax offsets, you can record these at Section D: Income tax calculation statement.

### 11 Income

Did you have a capital gains tax (CGT) event during the year? **G** No  Yes

If the total capital loss or total capital gain is greater than \$10,000 or you elected to use the transitional CGT relief in 2017 and the deferred notional gain has been realised, complete and attach a *Capital gains tax (CGT) schedule 2021*.

Have you applied an exemption or rollover? **M** No  Yes  Code

Net capital gain **A** \$

Gross rent and other leasing and hiring income **B** \$

Gross interest **C** \$

Forestry managed investment scheme income **X** \$

<b>D1</b> \$ <input style="width: 150px;" type="text"/>	Gross foreign income		Loss <input type="checkbox"/>
	Net foreign income	<b>D</b> \$ <input style="width: 150px;" type="text"/>	

Australian franking credits from a New Zealand company **E** \$

Transfers from foreign funds **F** \$  Number

Gross payments where ABN not quoted **H** \$

Gross distribution from partnerships **I** \$  Loss

\*Unfranked dividend amount **J** \$

\*Franked dividend amount **K** \$

\*Dividend franking credit **L** \$

\*Gross trust distributions **M** \$  Code

**Calculation of assessable contributions**

Assessable employer contributions  
**R1** \$

plus Assessable personal contributions  
**R2** \$

plus **\*\*No-TFN-quoted contributions**  
**R3** \$   
(an amount must be included even if it is zero)

less Transfer of liability to life insurance company or PST  
**R6** \$

**Assessable contributions**  
**R** \$   
(R1 plus R2 plus R3 less R6)

**Calculation of non-arm's length income**

\*Net non-arm's length private company dividends  
**U1** \$

plus \*Net non-arm's length trust distributions  
**U2** \$

plus \*Net other non-arm's length income  
**U3** \$

\*Other income **S** \$  Code

\*Assessable income due to changed tax status of fund **T** \$

**Net non-arm's length income**  
**U** \$   
(subject to 45% tax rate)  
(U1 plus U2 plus U3)

#This is a mandatory label.

\*If an amount is entered at this label, check the instructions to ensure the correct tax treatment has been applied.

**GROSS INCOME** **W** \$  Loss  
(Sum of labels A to U)

Exempt current pension income **Y** \$

**TOTAL ASSESSABLE INCOME** **V** \$  Loss  
(W less Y)

Tax File Number Provided

## Section C: Deductions and non-deductible expenses

### 12 Deductions and non-deductible expenses

Under 'Deductions' list all expenses and allowances you are entitled to claim a deduction for. Under 'Non-deductible expenses', list all other expenses or normally allowable deductions that you cannot claim as a deduction (for example, all expenses related to exempt current pension income should be recorded in the 'Non-deductible expenses' column).

	DEDUCTIONS		NON-DEDUCTIBLE EXPENSES
Interest expenses within Australia	<b>A1</b> \$ <input style="width: 150px;" type="text"/>		<b>A2</b> \$ <input style="width: 150px;" type="text"/>
Interest expenses overseas	<b>B1</b> \$ <input style="width: 150px;" type="text"/>		<b>B2</b> \$ <input style="width: 150px;" type="text"/>
Capital works expenditure	<b>D1</b> \$ <input style="width: 150px;" type="text"/>		<b>D2</b> \$ <input style="width: 150px;" type="text"/>
Decline in value of depreciating assets	<b>E1</b> \$ <input style="width: 150px;" type="text"/>		<b>E2</b> \$ <input style="width: 150px;" type="text"/>
Insurance premiums – members	<b>F1</b> \$ <input style="width: 150px;" type="text"/>		<b>F2</b> \$ <input style="width: 150px;" type="text"/>
SMSF auditor fee	<b>H1</b> \$ <input style="width: 150px;" type="text" value="10"/>		<b>H2</b> \$ <input style="width: 150px;" type="text" value="319"/>
Investment expenses	<b>I1</b> \$ <input style="width: 150px;" type="text"/>		<b>I2</b> \$ <input style="width: 150px;" type="text" value="1,052"/>
Management and administration expenses	<b>J1</b> \$ <input style="width: 150px;" type="text" value="250"/>		<b>J2</b> \$ <input style="width: 150px;" type="text" value="7,756"/>
Forestry managed investment scheme expense	<b>U1</b> \$ <input style="width: 150px;" type="text"/>		<b>U2</b> \$ <input style="width: 150px;" type="text"/>
Other amounts	<b>L1</b> \$ <input style="width: 150px;" type="text"/>	Code <input style="width: 20px;" type="text"/>	<b>L2</b> \$ <input style="width: 150px;" type="text"/>
Tax losses deducted	<b>M1</b> \$ <input style="width: 150px;" type="text"/>		

<b>TOTAL DEDUCTIONS</b>
<b>N</b> \$ <input style="width: 100%; text-align: right;" type="text" value="260"/>
(Total <b>A1</b> to <b>M1</b> )

<b>TOTAL NON-DEDUCTIBLE EXPENSES</b>
<b>Y</b> \$ <input style="width: 100%; text-align: right;" type="text" value="9,127"/>
(Total <b>A2</b> to <b>L2</b> )

<b>#TAXABLE INCOME OR LOSS</b>	Loss
<b>O</b> \$ <input style="width: 100%; text-align: right;" type="text" value="260"/>	<input style="width: 20px;" type="text" value="L"/>
(TOTAL ASSESSABLE INCOME <i>less</i> TOTAL DEDUCTIONS)	

<b>TOTAL SMSF EXPENSES</b>
<b>Z</b> \$ <input style="width: 100%; text-align: right;" type="text" value="9,387"/>
(N plus Y)

#This is a mandatory label.



Tax File Number Provided

### Section D: Income tax calculation statement

**#Important:**

Section B label **R3**, Section C label **O** and Section D labels **A, T1, J, T5** and **I** are mandatory. If you leave these labels blank, you will have specified a zero amount.

**13 Calculation statement**

Please refer to the *Self-managed superannuation fund annual return instructions 2021* on how to complete the calculation statement.

#Taxable income	<b>A</b>	\$	<input style="width: 95%;" type="text" value="0"/>
<i>(an amount must be included even if it is zero)</i>			
#Tax on taxable income	<b>T1</b>	\$	<input style="width: 95%;" type="text" value="0.00"/>
<i>(an amount must be included even if it is zero)</i>			
#Tax on no-TFN-quoted contributions	<b>J</b>	\$	<input style="width: 95%;" type="text" value="0.00"/>
<i>(an amount must be included even if it is zero)</i>			
Gross tax	<b>B</b>	\$	<input style="width: 95%;" type="text" value="0.00"/>
<i>(T1 plus J)</i>			

Foreign income tax offset	<b>C1</b>	\$	<input style="width: 95%;" type="text"/>
Rebates and tax offsets	<b>C2</b>	\$	<input style="width: 95%;" type="text"/>
<b>Non-refundable non-carry forward tax offsets</b>			
			<b>C</b> \$ <input style="width: 95%;" type="text"/>
<i>(C1 plus C2)</i>			

**SUBTOTAL 1**

**T2** \$

*(B less C – cannot be less than zero)*

Early stage venture capital limited partnership tax offset	<b>D1</b>	\$	<input style="width: 95%;" type="text" value="0.00"/>
Early stage venture capital limited partnership tax offset carried forward from previous year	<b>D2</b>	\$	<input style="width: 95%;" type="text" value="0.00"/>
Early stage investor tax offset	<b>D3</b>	\$	<input style="width: 95%;" type="text" value="0.00"/>
Early stage investor tax offset carried forward from previous year	<b>D4</b>	\$	<input style="width: 95%;" type="text" value="0.00"/>
<b>Non-refundable carry forward tax offsets</b>			
			<b>D</b> \$ <input style="width: 95%;" type="text" value="0.00"/>
<i>(D1 plus D2 plus D3 plus D4)</i>			
<b>SUBTOTAL 2</b>			
			<b>T3</b> \$ <input style="width: 95%;" type="text" value="0.00"/>
<i>(T2 less D – cannot be less than zero)</i>			

Complying fund's franking credits tax offset	<b>E1</b>	\$	<input style="width: 95%;" type="text" value="3,470.07"/>
No-TFN tax offset	<b>E2</b>	\$	<input style="width: 95%;" type="text"/>
National rental affordability scheme tax offset	<b>E3</b>	\$	<input style="width: 95%;" type="text"/>
Exploration credit tax offset	<b>E4</b>	\$	<input style="width: 95%;" type="text" value="0.00"/>
<b>Refundable tax offsets</b>			
			<b>E</b> \$ <input style="width: 95%;" type="text" value="3,470.07"/>
<i>(E1 plus E2 plus E3 plus E4)</i>			

<b>#TAX PAYABLE T5</b>	<b>T5</b>	\$	<input style="width: 95%;" type="text" value="0.00"/>
<i>(T3 less E – cannot be less than zero)</i>			

**Section 102AAM interest charge**

**G** \$

Tax File Number

Credit for interest on early payments – amount of interest	<b>H1 \$</b> <input type="text"/>
Credit for tax withheld – foreign resident withholding (excluding capital gains)	<b>H2 \$</b> <input type="text"/>
Credit for tax withheld – where ABN or TFN not quoted (non-individual)	<b>H3 \$</b> <input type="text"/>
Credit for TFN amounts withheld from payments from closely held trusts	<b>H5 \$</b> <input type="text" value="0.00"/>
Credit for interest on no-TFN tax offset	<b>H6 \$</b> <input type="text"/>
Credit for foreign resident capital gains withholding amounts	<b>H8 \$</b> <input type="text" value="0.00"/>
<b>Eligible credits</b>	
	<b>H \$</b> <input type="text"/>
	<i>(H1 plus H2 plus H3 plus H5 plus H6 plus H8)</i>

<b>#Tax offset refunds</b> (Remainder of refundable tax offsets)	<b>I \$</b> <input type="text" value="3,470.07"/>
	<i>(unused amount from label E – an amount must be included even if it is zero)</i>

PAYG instalments raised

**K \$**

Supervisory levy

**L \$**

Supervisory levy adjustment for wound up funds

**M \$**

Supervisory levy adjustment for new funds

**N \$**

<b>AMOUNT DUE OR REFUNDABLE</b> A positive amount at <b>S</b> is what you owe, while a negative amount is refundable to you.	<b>S \$</b> <input type="text" value="-3,211.07"/>
	<i>(T5 plus G less H less I less K plus L less M plus N)</i>

#This is a mandatory label.

## Section E: Losses

### 14 Losses

**!** If total loss is greater than \$100,000, complete and attach a *Losses schedule 2021*.

Tax losses carried forward to later income years **U \$**

Net capital losses carried forward to later income years **V \$**

Tax File Number

Section F: **Member information**

**MEMBER 1**

Title: Mr  Mrs  Miss  Ms  Other

Family name

First given name  Other given names

Member's TFN See the Privacy note in the Declaration.  Date of birth

**Contributions**

**!** Refer to instructions for completing these labels.

Employer contributions  
**A** \$

ABN of principal employer  
**A1**

Personal contributions  
**B** \$

CGT small business retirement exemption  
**C** \$

CGT small business 15-year exemption amount  
**D** \$

Personal injury election  
**E** \$

Spouse and child contributions  
**F** \$

Other third party contributions  
**G** \$

Proceeds from primary residence disposal  
**H** \$

Receipt date Day Month Year  
**H1**  /  /

Assessable foreign superannuation fund amount  
**I** \$

Non-assessable foreign superannuation fund amount  
**J** \$

Transfer from reserve: assessable amount  
**K** \$

Transfer from reserve: non-assessable amount  
**L** \$

Contributions from non-complying funds and previously non-complying funds  
**T** \$

Any other contributions (including Super Co-contributions and Low Income Super Amounts)  
**M** \$

**TOTAL CONTRIBUTIONS N** \$   
(Sum of labels **A** to **M**)

**Other transactions**

Accumulation phase account balance  
**S1** \$

Retirement phase account balance - Non CDBIS  
**S2** \$

Retirement phase account balance - CDBIS  
**S3** \$

TRIS Count

Allocated earnings or losses  
**O** \$

Inward rollovers and transfers  
**P** \$

Outward rollovers and transfers  
**Q** \$

Lump Sum payments  
**R1** \$

Income stream payments  
**R2** \$

Loss

Code

Code

**CLOSING ACCOUNT BALANCE S** \$   
(**S1** plus **S2** plus **S3**)

Accumulation phase value **X1** \$

Retirement phase value **X2** \$

Outstanding limited recourse borrowing arrangement amount **Y** \$

Tax File Number

**MEMBER 2**

Title: Mr  Mrs  Miss  Ms  Other

Family name

First given name  Other given names

Member's TFN See the Privacy note in the Declaration.  Date of birth

**Contributions**

OPENING ACCOUNT BALANCE \$

**i** Refer to instructions for completing these labels.

Employer contributions

**A** \$

ABN of principal employer

**A1**

Personal contributions

**B** \$

CGT small business retirement exemption

**C** \$

CGT small business 15-year exemption amount

**D** \$

Personal injury election

**E** \$

Spouse and child contributions

**F** \$

Other third party contributions

**G** \$

Proceeds from primary residence disposal

**H** \$

Receipt date Day Month Year

**H1**  /  /

Assessable foreign superannuation fund amount

**I** \$

Non-assessable foreign superannuation fund amount

**J** \$

Transfer from reserve: assessable amount

**K** \$

Transfer from reserve: non-assessable amount

**L** \$

Contributions from non-complying funds and previously non-complying funds

**T** \$

Any other contributions (including Super Co-contributions and Low Income Super Amounts)

**M** \$

**TOTAL CONTRIBUTIONS N** \$

(Sum of labels **A** to **M**)

**Other transactions**

Allocated earnings or losses **O** \$   Loss

Accumulation phase account balance

**S1** \$

Retirement phase account balance - Non CDBIS

**S2** \$

Retirement phase account balance - CDBIS

**S3** \$

Inward rollovers and transfers **P** \$

Outward rollovers and transfers **Q** \$

Lump Sum payments **R1** \$

Income stream payments **R2** \$   Code

TRIS Count

**CLOSING ACCOUNT BALANCE S** \$

(**S1** plus **S2** plus **S3**)

Accumulation phase value **X1** \$

Retirement phase value **X2** \$

Outstanding limited recourse borrowing arrangement amount **Y** \$

Tax File Number **Section H: Assets and liabilities****15 ASSETS****15a Australian managed investments**Listed trusts **A** \$ Unlisted trusts **B** \$ Insurance policy **C** \$ Other managed investments **D** \$ **15b Australian direct investments**Cash and term deposits **E** \$ **Limited recourse borrowing arrangements**

Australian residential real property

**J1** \$ 

Australian non-residential real property

**J2** \$ 

Overseas real property

**J3** \$ 

Australian shares

**J4** \$ 

Overseas shares

**J5** \$ 

Other

**J6** \$ 

Property count

**J7** Debt securities **F** \$ Loans **G** \$ Listed shares **H** \$ Unlisted shares **I** \$ Limited recourse borrowing arrangements **J** \$ Non-residential real property **K** \$ Residential real property **L** \$ Collectables and personal use assets **M** \$ Other assets **O** \$ **15c Other investments**Crypto-Currency **N** \$ **15d Overseas direct investments**Overseas shares **P** \$ Overseas non-residential real property **Q** \$ Overseas residential real property **R** \$ Overseas managed investments **S** \$ Other overseas assets **T** \$ **TOTAL AUSTRALIAN AND OVERSEAS ASSETS U** \$   
(Sum of labels **A** to **T**)**15e In-house assets**

Did the fund have a loan to, lease to or investment in, related parties (known as in-house assets) at the end of the income year?

**A** No Yes \$

Tax File Number

**15f Limited recourse borrowing arrangements**

If the fund had an LRBA were the LRBA borrowings from a licensed financial institution? **A** No  Yes

Did the members or related parties of the fund use personal guarantees or other security for the LRBA? **B** No  Yes

**16 LIABILITIES**

Borrowings for limited recourse borrowing arrangements	<b>V1</b> \$ <input type="text"/>	
Permissible temporary borrowings	<b>V2</b> \$ <input type="text"/>	
Other borrowings	<b>V3</b> \$ <input type="text"/>	
		Borrowings <b>V</b> \$ <input type="text"/>
Total member closing account balances (total of all <b>CLOSING ACCOUNT BALANCES</b> from Sections F and G)		<b>W</b> \$ <input type="text" value="974,782"/>
Reserve accounts		<b>X</b> \$ <input type="text"/>
Other liabilities		<b>Y</b> \$ <input type="text" value="1,732"/>
<b>TOTAL LIABILITIES</b>		<b>Z</b> \$ <input type="text" value="976,514"/>

**Section I: Taxation of financial arrangements**

**17 Taxation of financial arrangements (TOFA)**

Total TOFA gains **H** \$

Total TOFA losses **I** \$

**Section J: Other information**

**Family trust election status**

If the trust or fund has made, or is making, a family trust election, write the four-digit **income year specified** of the election (for example, for the 2020–21 income year, write **2021**). **A**


If revoking or varying a family trust election, print **R** for revoke or print **V** for variation, and complete and attach the *Family trust election, revocation or variation 2021*. **B**

**Interposed entity election status**

If the trust or fund has an existing election, write the earliest income year specified. If the trust or fund is making one or more elections this year, write the earliest income year being specified and complete an *Interposed entity election or revocation 2021* for each election. **C**

If revoking an interposed entity election, print **R**, and complete and attach the *Interposed entity election or revocation 2021*. **D**

Tax File Number **Section K: Declarations**

 Penalties may be imposed for false or misleading information in addition to penalties relating to any tax shortfalls.

**Important**

Before making this declaration check to ensure that all income has been disclosed and the annual return, all attached schedules and any additional documents are true and correct in every detail. If you leave labels blank, you will have specified a zero amount or the label was not applicable to you. If you are in doubt about any aspect of the annual return, place all the facts before the ATO.

**Privacy**

The ATO is authorised by the *Taxation Administration Act 1953* to request the provision of tax file numbers (TFNs). We will use the TFN to identify the entity in our records. It is not an offence not to provide the TFN. However if you do not provide the TFN, the processing of this form may be delayed.

Taxation law authorises the ATO to collect information and disclose it to other government agencies. For information about your privacy go to [ato.gov.au/privacy](http://ato.gov.au/privacy)

**TRUSTEE'S OR DIRECTOR'S DECLARATION:**

I declare that, the current trustees and directors have authorised this annual return and it is documented as such in the SMSF's records. I have received a copy of the audit report and are aware of any matters raised therein. The information on this annual return, including any attached schedules and additional documentation is true and correct.

Authorised trustee's, director's or public officer's signature

Date  /  /

**Preferred trustee or director contact details:**

Title: Mr  Mrs  Miss  Ms  Other

Family name

First given name

Other given names

Phone number

Email address

Non-individual trustee name (if applicable)

ABN of non-individual trustee

Time taken to prepare and complete this annual return  Hrs

 The Commissioner of Taxation, as Registrar of the Australian Business Register, may use the ABN and business details which you provide on this annual return to maintain the integrity of the register. For further information, refer to the instructions.

**TAX AGENT'S DECLARATION:**

I declare that the *Self-managed superannuation fund annual return 2021* has been prepared in accordance with information provided by the trustees, that the trustees have given me a declaration stating that the information provided to me is true and correct, and that the trustees have authorised me to lodge this annual return.

Tax agent's signature

Date  /  /

**Tax agent's contact details**

Title: Mr  Mrs  Miss  Ms  Other

Family name

First given name

Other given names

Tax agent's practice

Tax agent's phone number

Reference number

Tax agent number

# Capital gains tax (CGT) schedule

# 202%

### When completing this form

- Print clearly, using a black or dark blue pen only.
- Use BLOCK LETTERS and print one character in each box.

S	M	I	T	H		S	T												
---	---	---	---	---	--	---	---	--	--	--	--	--	--	--	--	--	--	--	--

- Do not use correction fluid or covering stickers.
- Sign next to any corrections with your **full signature** (not initials).

- Use in conjunction with company, trust, fund income tax return or the self-managed superannuation fund annual return.
- Refer to the *Guide to capital gains tax 202F* available on our website at [ato.gov.au](http://ato.gov.au) for instructions on how to complete this schedule.

**Tax file number (TFN)**

**i** We are authorised by law to request your TFN. You do not have to quote your TFN. However, if you don't it could increase the chance of delay or error in processing your form.

**Australian business number (ABN)**

**Taxpayer's name**

GD & LA Edwards Superannuation Fund

## 1 Current year capital gains and capital losses

	Capital gain	Capital loss
Shares in companies listed on an Australian securities exchange	<b>A</b> \$ <input style="width: 100%;" type="text"/>	<b>K</b> \$ <input style="width: 100%;" type="text"/>
Other shares	<b>B</b> \$ <input style="width: 100%;" type="text"/>	<b>L</b> \$ <input style="width: 100%;" type="text"/>
Units in unit trusts listed on an Australian securities exchange	<b>C</b> \$ <input style="width: 100%;" type="text"/>	<b>M</b> \$ <input style="width: 100%;" type="text"/>
Other units	<b>D</b> \$ <input style="width: 100%;" type="text"/>	<b>N</b> \$ <input style="width: 100%;" type="text"/>
Real estate situated in Australia	<b>E</b> \$ <input style="width: 100%;" type="text"/>	<b>O</b> \$ <input style="width: 100%;" type="text"/>
Other real estate	<b>F</b> \$ <input style="width: 100%;" type="text"/>	<b>P</b> \$ <input style="width: 100%;" type="text"/>
Amount of capital gains from a trust (including a managed fund)	<b>G</b> \$ <input style="width: 100%;" type="text"/>	
Collectables	<b>H</b> \$ <input style="width: 100%;" type="text"/>	<b>Q</b> \$ <input style="width: 100%;" type="text"/>
Other CGT assets and any other CGT events	<b>I</b> \$ <input style="width: 100%;" type="text"/>	<b>R</b> \$ <input style="width: 100%;" type="text"/>
Amount of capital gain previously deferred under transitional CGT relief for superannuation funds	<b>S</b> \$ <input style="width: 100%;" type="text"/>	
<b>Total current year capital gains</b>	<b>J</b> \$ <input style="width: 100%; border: 3px double black;" type="text"/>	

Add the amounts at labels **K** to **R** and write the total in item 2 label **A** – **Total current year capital losses**.



Tax File Number **2 Capital losses**Total current year capital losses **A** \$ Total current year capital losses applied **B** \$ Total prior year net capital losses applied **C** \$ Total capital losses transferred in applied  
(only for transfers involving a foreign bank branch or  
permanent establishment of a foreign financial entity) **D** \$ Total capital losses applied **E** \$ Add amounts at **B**, **C** and **D**.**3 Unapplied net capital losses carried forward**Net capital losses from collectables carried forward to later income years **A** \$ Other net capital losses carried forward to later income years **B** \$ Add amounts at **A** and **B** and transfer the total  
to label **V** – **Net capital losses carried forward  
to later income years** on your tax return.**4 CGT discount**Total CGT discount applied **A** \$ **5 CGT concessions for small business**Small business active asset reduction **A** \$ Small business retirement exemption **B** \$ Small business rollover **C** \$ Total small business concessions applied **D** \$ **6 Net capital gain**Net capital gain **A** \$ **1J** less **2E** less **4A** less **5D** (cannot be less than  
zero). Transfer the amount at **A** to label **A** – **Net  
capital gain** on your tax return.

Tax File Number

**7 Earnout arrangements**

Are you a party to an earnout arrangement? **A** Yes, as a buyer  Yes, as a seller  No   
 (Print  in the appropriate box.)

**!** If you are a party to more than one earnout arrangement, copy and attach a separate sheet to this schedule providing the details requested here for each additional earnout arrangement.

How many years does the earnout arrangement run for? **B**

What year of that arrangement are you in? **C**

If you are the seller, what is the total estimated capital proceeds from the earnout arrangement? **D** \$

Amount of any capital gain or loss you made under your non-qualifying arrangement in the income year. **E** \$  /  <sup>LOSS</sup>

**!** **Request for amendment**

If you received or provided a financial benefit under a look-through earnout right created in an earlier income year and you wish to seek an amendment to that earlier income year, complete the following:

Income year earnout right created **F**

Amended net capital gain or capital losses carried forward **G** \$  /  <sup>LOSS</sup>

**8 Other CGT information required (if applicable)**

Small business 15 year exemption – exempt capital gains **A** \$  /  <sup>CODE</sup>

Capital gains disregarded by a foreign resident **B** \$

Capital gains disregarded as a result of a scrip for scrip rollover **C** \$

Capital gains disregarded as a result of an inter-company asset rollover **D** \$

Capital gains disregarded by a demerging entity **E** \$

Tax File Number 

## Taxpayer's declaration

**!** If the schedule is not lodged with the income tax return you are required to sign and date the schedule.

### Important

Before making this declaration check to ensure that all the information required has been provided on this form and any attachments to this form, and that the information provided is true and correct in every detail. If you are in doubt about any aspect of the tax return, place all the facts before the ATO. The income tax law imposes heavy penalties for false or misleading statements.

### Privacy

Taxation law authorises the ATO to collect information and disclose it to other government agencies. This includes personal information of the person authorised to sign the declaration. For information about your privacy go to [ato.gov.au/privacy](http://ato.gov.au/privacy)

*I declare that the information on this form is true and correct.*

Signature

Date

Day	Month	Year
<input type="text"/>	<input type="text"/>	<input type="text"/>

Contact name

Gary Edwards

Daytime contact number (include area code)

0427213560

## Losses schedule

# 202%

Companies and trusts that do not join consolidated groups should complete and attach this schedule to their 202F tax return. Superannuation funds should complete and attach this schedule to their 202F tax return.

Print neatly in BLOCK LETTERS with a black or blue ballpoint pen only. Print one letter or number in each box. Do not use correction fluid or tape.

Place  in all applicable boxes.

Refer to *Losses schedule instructions 202F*, available on our website [ato.gov.au](http://ato.gov.au) for instructions on how to complete this schedule.

Tax file number (TFN)

Provided

Name of entity

GD & LA Edwards Superannuation Fund

Australian business number

50745412059

### Part A – Losses carried forward to the 202%-2& income year – excludes film losses

#### 1 Tax losses carried forward to later income years

Year of loss		
200€–2F	<b>B</b>	<input type="text"/>
201J–0€	<b>C</b>	<input type="text"/>
201i–1J	<b>D</b>	<input type="text"/>
201î–1î	<b>E</b>	<input type="text"/>
201î–1î	<b>F</b>	<input type="text"/>
201î–1î and earlier income years	<b>G</b>	<input type="text"/>
<b>Total</b>	<b>U</b>	<input type="text"/>

Transfer the amount at **U** to the **Tax losses carried forward to later income years** label on your tax return.

#### 2 Net capital losses carried forward to later income years

Year of loss		
2020–21	<b>H</b>	<input type="text"/>
2019–20	<b>I</b>	<input type="text"/>
201i–19	<b>J</b>	<input type="text"/>
201î–1î	<b>K</b>	<input type="text"/>
201î–1î	<b>L</b>	<input type="text"/>
201î–1î and earlier income years	<b>M</b>	<input type="text"/>
<b>Total</b>	<b>V</b>	<input type="text"/>

Transfer the amount at **V** to the **Net capital losses carried forward to later income years** label on your tax return.

Tax File Number **Part B – Ownership and business continuity test** – company and listed widely held trust only

Complete item 3 of **Part B** if a loss is being carried forward to later income years and the business continuity test has to be satisfied in relation to that loss.

Do not complete items 1 or 2 of **Part B** if, in the 2020–21 income year, no loss has been claimed as a deduction, applied against a net capital gain or, in the case of companies, losses have not been transferred in or out.

**1 Whether continuity of majority ownership test passed**

**Note:** If the entity has deducted, applied, transferred in or transferred out (as applicable) in the 2020–21 income year a loss incurred in any of the listed years, print **X** in the **Yes** or **No** box to indicate whether the entity has satisfied the continuity of majority ownership test in respect of that loss.

Year of loss		Yes	No
2020–21	<b>A</b>	<input type="checkbox"/>	<input type="checkbox"/>
2019–20	<b>B</b>	<input type="checkbox"/>	<input type="checkbox"/>
2018–19	<b>C</b>	<input type="checkbox"/>	<input type="checkbox"/>
2017–18	<b>D</b>	<input type="checkbox"/>	<input type="checkbox"/>
2016–17	<b>E</b>	<input checked="" type="checkbox"/>	<input type="checkbox"/>
2015–16 and earlier income years	<b>F</b>	<input type="checkbox"/>	<input type="checkbox"/>

**2 Amount of losses deducted/applied for which the continuity of majority ownership test is not passed but the business continuity test is satisfied** – excludes film lossesTax losses **G** Net capital losses **H** **3 Losses carried forward for which the business continuity test must be satisfied before they can be deducted/applied in later years** – excludes film lossesTax losses **I** Net capital losses **J** **4 Do current year loss provisions apply?**

Is the company required to calculate its taxable income or tax loss for the year under Subdivision 165-B or its net capital gain or net capital loss for the year under Subdivision 165-CB of the *Income Tax Assessment Act 1997* (ITAA 1997)?

**K** Yes  No **Part C – Unrealised losses** – company only

**Note:** These questions relate to the operation of Subdivision 165-CC of ITAA 1997.

Has a changeover time occurred in relation to the company after 1.00pm by legal time in the Australian Capital Territory on 11 November 1999?

**L** Yes  No 

If you printed **X** in the **No** box at **L**, do not complete **M**, **N** or **O**.

At the changeover time did the company satisfy the maximum net asset value test under section 152-15 of ITAA 1997?

**M** Yes  No 

If you printed **X** in the **No** box at **M**, has the company determined it had an unrealised net loss at the changeover time?

**N** Yes  No 

If you printed **X** in the **Yes** box at **N**, what was the amount of unrealised net loss calculated under section 165-115E of ITAA 1997?

**O**

Tax File Number **Part D – Life insurance companies**Complying superannuation class tax losses carried forward to later income years **P** Complying superannuation net capital losses carried forward to later income years **Q** **Part E – Controlled foreign company losses**Current year CFC losses **M** CFC losses deducted **N** CFC losses carried forward **O** **Part F – Tax losses reconciliation statement**Balance of tax losses brought forward from the prior income year **A** **ADD** Uplift of tax losses of designated infrastructure project entities **B** **SUBTRACT** Net forgiven amount of debt **C** **ADD** Tax loss incurred (if any) during current year **D** **ADD** Tax loss amount from conversion of excess franking offsets **E** **SUBTRACT** Net exempt income **F** **SUBTRACT** Tax losses forgone **G** **SUBTRACT** Tax losses deducted **H** **SUBTRACT** Tax losses transferred out under Subdivision 170-A  
(only for transfers involving a foreign bank branch or a PE of a foreign financial entity) **I** Total tax losses carried forward to later income years **J**

Tax File Number 

If the schedule is not lodged with the income tax return you are required to sign and date the schedule.

**Important**

Before making this declaration check to ensure that all the information required has been provided on this form and any attachments to this form, and that the information provided is true and correct in every detail. If you are in doubt about any aspect of the tax return, place all the facts before the ATO. The income tax law imposes heavy penalties for false or misleading statements.

**Privacy**

Taxation law authorises the ATO to collect information and disclose it to other government agencies. This includes personal information of the person authorised to sign the declaration. For information about your privacy go to [ato.gov.au/privacy](http://ato.gov.au/privacy)

**Taxpayer's declaration**

*I declare that the information on this form is true and correct.*

Signature

Date  /  / 

Contact person

Daytime contact number (include area code)

# GD & LA Edwards Superannuation Fund

## General Ledger

As at 30 June 2021

Transaction Date	Description	Units	Debit	Credit	Balance \$
<b>Distributions Received (23800)</b>					
<u>APA Group (APA.AX2)</u>					
29/06/2021	APA dist			22.74	22.74 CR
				<b>22.74</b>	<b>22.74 CR</b>
<u>Edwards Family Unit Trust (EDWA.AX)</u>					
02/07/2020	INTERNET TRANSFER ONLINE C0273936091 3McDowall rent GDE PROP PL			1,233.15	1,233.15 CR
05/08/2020	INTERNET TRANSFER ONLINE K7884474933 3mcdowallrent GDE PROP PL			749.60	1,982.75 CR
07/09/2020	INTERNET TRANSFER ONLINE M4604595115 3 mcdowallrent GDE PROP PL			1,500.00	3,482.75 CR
23/09/2020	INTERNET TRANSFER ONLINE M0694494849 rent GDE PROP PL			1,000.00	4,482.75 CR
03/11/2020	INTERNET TRANSFER ONLINE P7578258897 3McDowall rent GDE PROP PL			1,000.00	5,482.75 CR
09/12/2020	INTERNET TRANSFER ONLINE L9278615339 3McDowall rent GDE PROP PL			2,099.25	7,582.00 CR
01/02/2021	INTERNET TRANSFER ONLINE H7056735965 rent 3 McDowall GDE PROP PL			1,000.00	8,582.00 CR
08/02/2021	INTERNET TRANSFER ONLINE C8089515947 3 Mcdowallrent GDE PROP PL			2,000.00	10,582.00 CR
19/03/2021	INTERNET TRANSFER ONLINE V4957246051 3 McDowallrent GDE PROP PL			1,200.00	11,782.00 CR
12/04/2021	INTERNET TRANSFER ONLINE E5315294380 3mcdowallrent GDE PROP PL			2,104.75	13,886.75 CR
24/05/2021	INTERNET TRANSFER ONLINE P6201775340 3mcdowallrent GDE PROP PL			2,104.00	15,990.75 CR
30/06/2021	Balance of unit trust profit			659.33	16,650.08 CR
				<b>16,650.08</b>	<b>16,650.08 CR</b>
<u>Waypoint Reit (WPR.AX)</u>					
26/02/2021	WPR div			433.19	433.19 CR
				<b>433.19</b>	<b>433.19 CR</b>
<b>Dividends Received (23900)</b>					
<u>Aristocrat Leisure Limited (ALL.AX)</u>					
18/12/2020	ALL div			57.50	57.50 CR
				<b>57.50</b>	<b>57.50 CR</b>
<u>Ansell Limited - Ordinary Fully Paid (ANN.AX)</u>					
10/03/2021	ANN div			104.75	104.75 CR
				<b>104.75</b>	<b>104.75 CR</b>
<u>BHP Group Limited (BHP.AX)</u>					
22/09/2020	BHP dividend adjustment			893.41	893.41 CR
23/03/2021	BHP div			1,716.56	2,609.97 CR
				<b>2,609.97</b>	<b>2,609.97 CR</b>
<u>Bluescope Steel Limited (BSL.AX)</u>					
30/03/2021	BSL div			61.92	61.92 CR
				<b>61.92</b>	<b>61.92 CR</b>



# GD & LA Edwards Superannuation Fund

## General Ledger

As at 30 June 2021

Transaction Date	Description	Units	Debit	Credit	Balance \$
<u>Commonwealth Bank Of Australia. (CBA.AX)</u>					
30/09/2020	CBA div			980.00	980.00 CR
				<b>980.00</b>	<b>980.00 CR</b>
<u>CSL Limited (CSL.AX)</u>					
09/10/2020	CSL div			226.32	226.32 CR
01/04/2021	CSL div			136.25	362.57 CR
				<b>362.57</b>	<b>362.57 CR</b>
<u>Fortescue Metals Group Ltd (FMG.AX)</u>					
24/03/2021	FMG div			540.96	540.96 CR
				<b>540.96</b>	<b>540.96 CR</b>
<u>Harvey Norman Holdings Limited (HVN.AX)</u>					
03/05/2021	HVN div			431.40	431.40 CR
				<b>431.40</b>	<b>431.40 CR</b>
<u>Jb Hi-fi Limited (JBH.AX)</u>					
12/03/2021	JBH div			372.60	372.60 CR
				<b>372.60</b>	<b>372.60 CR</b>
<u>Magellan Financial Group Limited (MFG.AX)</u>					
25/02/2021	MFG div			535.03	535.03 CR
				<b>535.03</b>	<b>535.03 CR</b>
<u>National Australia Bank Limited (NAB.AX)</u>					
03/07/2020	NAB dividend			360.00	360.00 CR
				<b>360.00</b>	<b>360.00 CR</b>
<u>Sonic Healthcare Limited (SHL.AX)</u>					
22/09/2020	SHL dividend			223.89	223.89 CR
24/03/2021	SHL div			172.80	396.69 CR
				<b>396.69</b>	<b>396.69 CR</b>
<u>Santos Limited (STO.AX)</u>					
24/09/2020	Santos div			53.38	53.38 CR
25/03/2021	STO div			90.07	143.45 CR
				<b>143.45</b>	<b>143.45 CR</b>
<u>Super Retail Group Limited (SUL.AX)</u>					
01/04/2021	SUL div			518.43	518.43 CR
				<b>518.43</b>	<b>518.43 CR</b>
<u>Senex Energy Limited (SXY.AX)</u>					
07/04/2021	SXY div			277.77	277.77 CR
				<b>277.77</b>	<b>277.77 CR</b>
<u>Westpac Banking Corporation (WBC.AX)</u>					
25/06/2021	WBC div			867.68	867.68 CR
				<b>867.68</b>	<b>867.68 CR</b>
<u>Westpac Banking Corporation (WBCPG.AX)</u>					
30/09/2020	WBCPG div			366.11	366.11 CR
				<b>366.11</b>	<b>366.11 CR</b>
<u>Worley Limited (WOR.AX)</u>					
30/09/2020	WOR div			435.50	435.50 CR

# GD & LA Edwards Superannuation Fund

## General Ledger

As at 30 June 2021

Transaction Date	Description	Units	Debit	Credit	Balance \$
				<b>435.50</b>	<b>435.50 CR</b>
	<u>Woodside Petroleum Ltd (WPL.AX)</u>				
24/03/2021	WPL div			60.42	60.42 CR
				<b>60.42</b>	<b>60.42 CR</b>
<b>Contributions (24200)</b>					
	<u>(Contributions) Edwards, Gary - Accumulation (EDWGAR00001A)</u>				
13/05/2021	ATO007000014387525ATO 012721			500.00	500.00 CR
				<b>500.00</b>	<b>500.00 CR</b>
	<u>(Contributions) Edwards, Lynette - Accumulation (EDWLYN00001A)</u>				
13/05/2021	ATO007000014387525ATO 012721			500.00	500.00 CR
				<b>500.00</b>	<b>500.00 CR</b>
<b>Changes in Market Values of Investments (24700)</b>					
	<u>Changes in Market Values of Investments (24700)</u>				
01/07/2020	Revaluation - 01/07/2020 @ \$69.880000 (System Price) - 1,000.000000 Units on hand (CBA.AX)			460.00	460.00 CR
01/07/2020	Revaluation - 01/07/2020 @ \$102.000000 (System Price) - 415.000000 Units on hand (WBCPG.AX)		124.50		335.50 CR
01/07/2020	Revaluation - 01/07/2020 @ \$25.360000 (System Price) - 575.000000 Units on hand (ALL.AX)		80.50		255.00 CR
01/07/2020	Revaluation - 01/07/2020 @ \$3.190000 (System Price) - 5,000.000000 Units on hand (OSH.AX)			100.00	355.00 CR
01/07/2020	Revaluation - 01/07/2020 @ \$284.400000 (System Price) - 69.000000 Units on hand (CSL.AX)		179.40		175.60 CR
01/07/2020	Revaluation - 01/07/2020 @ \$30.320000 (System Price) - 439.000000 Units on hand (SHL.AX)		48.29		127.31 CR
01/07/2020	Revaluation - 01/07/2020 @ \$5.280000 (System Price) - 1,832.000000 Units on hand (STO.AX)		36.64		90.67 CR
03/09/2020	sell WEB (WEB.AX)			20.57	111.24 CR
04/09/2020	sell STO (STO.AX)		201.62		90.38 DR
04/09/2020	Unrealised Gain writeback as at 04/09/2020 (STO.AX)			318.30	227.92 CR
07/09/2020	sell WEB (WEB.AX)			317.57	545.49 CR
07/09/2020	sell CTD (CTD.AX)			6,063.76	6,609.25 CR
08/09/2020	sell STO (STO.AX)		14.26		6,594.99 CR
08/09/2020	Unrealised Gain writeback as at 08/09/2020 (STO.AX)			22.51	6,617.50 CR
25/09/2020	sell WBCPG (WBCPG.AX)			1,184.10	7,801.60 CR
25/09/2020	Unrealised Gain writeback as at 25/09/2020 (WBCPG.AX)		954.50		6,847.10 CR
06/10/2020	sell MSB (MSB.AX)		2,064.03		4,783.07 CR
07/10/2020	sell WOR (WOR.AX)			634.88	5,417.95 CR
12/10/2020	sell SHL (SHL.AX)			5,365.21	10,783.16 CR
12/10/2020	Unrealised Gain writeback as at 12/10/2020 (SHL.AX)		3,380.98		7,402.18 CR
17/11/2020	sell CBA (CBA.AX)			2,965.36	10,367.54 CR
17/11/2020	Unrealised Gain writeback as at 17/11/2020 (CBA.AX)		1,983.07		8,384.47 CR
18/11/2020	sell CBA (CBA.AX)			6,382.98	14,767.45 CR
18/11/2020	Unrealised Gain writeback as at 18/11/2020 (CBA.AX)		3,539.17		11,228.28 CR

## GD & LA Edwards Superannuation Fund

# General Ledger

As at 30 June 2021

Transaction Date	Description	Units	Debit	Credit	Balance \$
19/11/2020	sell CBA (CBA.AX)			896.51	12,124.79 CR
19/11/2020	Unrealised Gain writeback as at 19/11/2020 (CBA.AX)		550.33		11,574.46 CR
19/11/2020	sell RHP (RHP.AX)			311.33	11,885.79 CR
19/11/2020	sell SZL (SZL.AX)		1,178.85		10,706.94 CR
20/11/2020	sell CBA (CBA.AX)			312.89	11,019.83 CR
20/11/2020	Unrealised Gain writeback as at 20/11/2020 (CBA.AX)		170.79		10,849.04 CR
26/11/2020	sell OSH (OSH.AX)			1,806.01	12,655.05 CR
26/11/2020	Unrealised Gain writeback as at 26/11/2020 (OSH.AX)			1,321.99	13,977.04 CR
01/12/2020	sell BHP (BHP.AX)			3,876.70	17,853.74 CR
01/12/2020	Unrealised Gain writeback as at 01/12/2020 (BHP.AX)		3,620.10		14,233.64 CR
02/12/2020	sell RIO (RIO.AX)			231.45	14,465.09 CR
02/12/2020	Unrealised Gain writeback as at 02/12/2020 (RIO.AX)		0.01		14,465.08 CR
09/12/2020	sell WOR (WOR.AX)			1,141.18	15,606.26 CR
11/12/2020	sell WOR (WOR.AX)			4,384.27	19,990.53 CR
15/12/2020	sell CSL (CSL.AX)		274.00		19,716.53 CR
15/12/2020	Unrealised Gain writeback as at 15/12/2020 (CSL.AX)			69.16	19,785.69 CR
21/12/2020	sell WEB (WEB.AX)			250.59	20,036.28 CR
23/12/2020	sell WEB (WEB.AX)			792.22	20,828.50 CR
23/12/2020	sell QAN (QAN.AX)			1,271.30	22,099.80 CR
12/01/2021	sell WPR (Auto reprocessed due to distribution entered / deleted on 26/02/2021) (WPR.AX)		681.95		21,417.85 CR
12/01/2021	sell NXT (NXT.AX)			814.22	22,232.07 CR
13/01/2021	sell CRW (CRW.AX)			29.42	22,261.49 CR
15/01/2021	sell TYR (TYR.AX)		843.67		21,417.82 CR
15/01/2021	sell JBH (JBH.AX)			3,530.43	24,948.25 CR
19/01/2021	sell TYR (TYR.AX)		1,814.46		23,133.79 CR
12/02/2021	sell CBA (CBA.AX)			9,554.86	32,688.65 CR
12/02/2021	Unrealised Gain writeback as at 12/02/2021 (CBA.AX)		3,245.03		29,443.62 CR
12/02/2021	sell SZL (SZL.AX)			2,289.69	31,733.31 CR
16/02/2021	sell SZL (SZL.AX)			4,117.36	35,850.67 CR
16/02/2021	sell LLC (LLC.AX)		88.64		35,762.03 CR
17/02/2021	sell ELO (ELO.AX)			64.14	35,826.17 CR
18/02/2021	sell LLC (LLC.AX)		61.77		35,764.40 CR
22/02/2021	sell NGI (NGI.AX)			225.91	35,990.31 CR
24/02/2021	sell MFG (MFG.AX)		3,774.17		32,216.14 CR
24/02/2021	Unrealised Gain writeback as at 24/02/2021 (MFG.AX)		0.01		32,216.13 CR
01/03/2021	sell WPL (WPL.AX)			823.68	33,039.81 CR
04/03/2021	sell STO (STO.AX)			1,652.95	34,692.76 CR
10/03/2021	sell MFG (MFG.AX)		1,792.60		32,900.16 CR
15/03/2021	sell CTD (CTD.AX)			2,660.28	35,560.44 CR
15/03/2021	sell WEB (WEB.AX)			2,655.45	38,215.89 CR
18/03/2021	sell JBH (JBH.AX)			131.96	38,347.85 CR
30/03/2021	sell JBH (JBH.AX)			1,814.41	40,162.26 CR
19/04/2021	sell FMG (FMG.AX)		6.14		40,156.12 CR

# GD & LA Edwards Superannuation Fund

## General Ledger

As at 30 June 2021

Transaction Date	Description	Units	Debit	Credit	Balance \$
20/04/2021	sell ANZ (ANZ.AX)			6,254.02	46,410.14 CR
21/04/2021	sell FMG (FMG.AX)		191.80		46,218.34 CR
27/04/2021	sell SHL (SHL.AX)			2,431.35	48,649.69 CR
28/04/2021	sell ALL (ALL.AX)			6,355.11	55,004.80 CR
28/04/2021	Unrealised Gain writeback as at 28/04/2021 (ALL.AX)			233.99	55,238.79 CR
28/04/2021	sell AVH (AVH.AX)		875.58		54,363.21 CR
11/05/2021	sell FMG (FMG.AX)			1,792.82	56,156.03 CR
11/05/2021	sell BHP (BHP.AX)			6,073.13	62,229.16 CR
11/05/2021	Unrealised Gain writeback as at 11/05/2021 (BHP.AX)		1,631.46		60,597.70 CR
11/05/2021	sell RIO (RIO.AX)			3,295.23	63,892.93 CR
12/05/2021	sell BHP (BHP.AX)			57.88	63,950.81 CR
12/05/2021	Unrealised Gain writeback as at 12/05/2021 (BHP.AX)		8.87		63,941.94 CR
12/05/2021	Revaluation - 12/05/2021 @ \$51.000000 (System Price) - 754.000000 Units on hand (BHP.AX)			14,837.18	78,779.12 CR
12/05/2021	Revaluation - 12/05/2021 @ \$16.920000 (System Price) - 798.000000 Units on hand (CTD.AX)		1,517.09		77,262.03 CR
12/05/2021	Revaluation - 12/05/2021 @ \$10.720000 (System Price) - 1,068.000000 Units on hand (NXT.AX)		1,000.63		76,261.40 CR
12/05/2021	Revaluation - 12/05/2021 @ \$0.000000 - 0.000000 Units on hand (FMG.AX)			0.01	76,261.41 CR
12/05/2021	Revaluation - 12/05/2021 @ \$0.000000 - 0.000000 Units on hand (CBA.AX)		459.98		75,801.43 CR
12/05/2021	Revaluation - 12/05/2021 @ \$7.330000 (System Price) - 617.000000 Units on hand (BAP.AX)		494.00		75,307.43 CR
12/05/2021	Revaluation - 12/05/2021 @ \$0.000000 - 0.000000 Units on hand (WBCPG.AX)			124.50	75,431.93 CR
12/05/2021	Revaluation - 12/05/2021 @ \$26.540000 (System Price) - 1,516.000000 Units on hand (NAB.AX)			5,187.79	80,619.72 CR
12/05/2021	Revaluation - 12/05/2021 @ \$3.750000 (System Price) - 4,575.000000 Units on hand (TYR.AX)		914.74		79,704.98 CR
12/05/2021	Revaluation - 12/05/2021 @ \$11.910000 (System Price) - 1,571.000000 Units on hand (SUL.AX)			697.35	80,402.33 CR
12/05/2021	Revaluation - 12/05/2021 @ \$0.000000 - 0.000000 Units on hand (RIO.AX)			0.01	80,402.34 CR
12/05/2021	Revaluation - 12/05/2021 @ \$46.600000 (System Price) - 174.000000 Units on hand (JBH.AX)			125.90	80,528.24 CR
12/05/2021	Revaluation - 12/05/2021 @ \$0.000000 - 0.000000 Units on hand (ALL.AX)			80.50	80,608.74 CR
12/05/2021	Revaluation - 12/05/2021 @ \$0.000000 - 0.000000 Units on hand (OSH.AX)		100.00		80,508.74 CR
12/05/2021	Revaluation - 12/05/2021 @ \$40.620000 (System Price) - 383.000000 Units on hand (ANN.AX)			555.02	81,063.76 CR
12/05/2021	Revaluation - 12/05/2021 @ \$274.250000 (System Price) - 101.000000 Units on hand (CSL.AX)		1,448.18		79,615.58 CR
12/05/2021	Revaluation - 12/05/2021 @ \$22.570000 (System Price) - 1,396.000000 Units on hand (BSL.AX)			5,669.78	85,285.36 CR
12/05/2021	Revaluation - 12/05/2021 @ \$7.550000 (System Price) - 1,760.000000 Units on hand (SZL.AX)		2,615.23		82,670.13 CR
12/05/2021	Revaluation - 12/05/2021 @ \$9.640000 (System Price) - 1,359.000000 Units on hand (APA.AX)			545.85	83,215.98 CR

**GD & LA Edwards Superannuation Fund**  
**General Ledger**

As at 30 June 2021

Transaction Date	Description	Units	Debit	Credit	Balance \$
12/05/2021	Revaluation - 12/05/2021 @ \$0.000000 - 0.000000 Units on hand (SHL.AX)			48.29	83,264.27 CR
12/05/2021	Revaluation - 12/05/2021 @ \$26.920000 (System Price) - 1,067.000000 Units on hand (ANZ.AX)			6,554.69	89,818.96 CR
12/05/2021	Revaluation - 12/05/2021 @ \$4.500000 (System Price) - 3,385.000000 Units on hand (QAN.AX)		1,721.39		88,097.57 CR
12/05/2021	Revaluation - 12/05/2021 @ \$5.090000 (System Price) - 2,157.000000 Units on hand (HVN.AX)			969.79	89,067.36 CR
12/05/2021	Revaluation - 12/05/2021 @ \$11.820000 (System Price) - 532.000000 Units on hand (PBH.AX)		1,169.34		87,898.02 CR
12/05/2021	Revaluation - 12/05/2021 @ \$0.000000 - 0.000000 Units on hand (MFG.AX)			0.01	87,898.03 CR
12/05/2021	Revaluation - 12/05/2021 @ \$2.930000 (System Price) - 3,473.000000 Units on hand (SXY.AX)			154.18	88,052.21 CR
12/05/2021	Revaluation - 12/05/2021 @ \$25.770000 (System Price) - 1,496.000000 Units on hand (WBC.AX)			8,557.50	96,609.71 CR
12/05/2021	Revaluation - 12/05/2021 @ \$0.000000 - 0.000000 Units on hand (STO.AX)			36.64	96,646.35 CR
13/05/2021	sell BHP (BHP.AX)			647.92	97,294.27 CR
13/05/2021	Unrealised Gain writeback as at 13/05/2021 (BHP.AX)		97.53		97,196.74 CR
13/05/2021	Sell BSL (BSL.AX)			6,346.30	103,543.04 CR
17/05/2021	sell QAN (QAN.AX)		1,878.79		101,664.25 CR
17/05/2021	sell CTD (CTD.AX)		1,571.00		100,093.25 CR
31/05/2021	sell CTD (CTD.AX)			2,014.22	102,107.47 CR
02/06/2021	sell CSL (CSL.AX)		297.52		101,809.95 CR
02/06/2021	Unrealised Gain writeback as at 02/06/2021 (CSL.AX)			46.98	101,856.93 CR
03/06/2021	sell BAP (BAP.AX)			12.52	101,869.45 CR
07/06/2021	sell BAP (BAP.AX)			7.54	101,876.99 CR
18/06/2021	sell PBH (PBH.AX)		744.45		101,132.54 CR
30/06/2021	Revaluation - 30/06/2021 @ \$1.640000 (System Price) - 1,428.000000 Units on hand (VVA.AX)		679.17		100,453.37 CR
30/06/2021	Revaluation - 30/06/2021 @ \$0.000000 - 0.000000 Units on hand (BAP.AX)			494.00	100,947.37 CR
30/06/2021	Revaluation - 30/06/2021 @ \$12.910000 (System Price) - 1,571.000000 Units on hand (SUL.AX)			1,571.00	102,518.37 CR
30/06/2021	Revaluation - 30/06/2021 @ \$50.580000 (System Price) - 174.000000 Units on hand (JBH.AX)			692.52	103,210.89 CR
30/06/2021	Revaluation - 30/06/2021 @ \$8.810000 (System Price) - 1,760.000000 Units on hand (SZL.AX)			2,217.60	105,428.49 CR
30/06/2021	Revaluation - 30/06/2021 @ \$0.260000 (System Price) - 14,814.000000 Units on hand (COE.AX)		170.14		105,258.35 CR
30/06/2021	Revaluation - 30/06/2021 @ \$13.600000 (System Price) - 900.000000 Units on hand (APX.AX)			127.36	105,385.71 CR
30/06/2021	Revaluation - 30/06/2021 @ \$5.480000 (System Price) - 3,127.000000 Units on hand (HVN.AX)			1,100.54	106,486.25 CR
30/06/2021	Revaluation - 30/06/2021 @ \$3.430000 (System Price) - 5,452.000000 Units on hand (SXY.AX)			1,444.47	107,930.72 CR
30/06/2021	Revaluation - 30/06/2021 @ \$25.810000 (System Price) - 1,496.000000 Units on hand (WBC.AX)			59.84	107,990.56 CR

# GD & LA Edwards Superannuation Fund

## General Ledger

As at 30 June 2021

Transaction Date	Description	Units	Debit	Credit	Balance \$
30/06/2021	Revaluation - 30/06/2021 @ \$48.570000 (System Price) - 721.000000 Units on hand (BHP.AX)		2,298.87		105,691.69 CR
30/06/2021	Revaluation - 30/06/2021 @ \$0.000000 - 0.000000 Units on hand (CTD.AX)			1,517.09	107,208.78 CR
30/06/2021	Revaluation - 30/06/2021 @ \$11.860000 (System Price) - 1,068.000000 Units on hand (NXT.AX)			1,217.52	108,426.30 CR
30/06/2021	Revaluation - 30/06/2021 @ \$2.270000 (System Price) - 3,841.000000 Units on hand (ECX.AX)			739.92	109,166.22 CR
30/06/2021	Revaluation - 30/06/2021 @ \$26.220000 (System Price) - 1,516.000000 Units on hand (NAB.AX)		485.12		108,681.10 CR
30/06/2021	Revaluation - 30/06/2021 @ \$3.680000 (System Price) - 4,575.000000 Units on hand (TYR.AX)		320.25		108,360.85 CR
30/06/2021	Revaluation - 30/06/2021 @ \$43.510000 (System Price) - 383.000000 Units on hand (ANN.AX)			1,106.87	109,467.72 CR
30/06/2021	Revaluation - 30/06/2021 @ \$4.910000 (System Price) - 3,237.000000 Units on hand (WEB.AX)		1,255.00		108,212.72 CR
30/06/2021	Revaluation - 30/06/2021 @ \$285.190000 (System Price) - 65.000000 Units on hand (CSL.AX)			1,405.44	109,618.16 CR
30/06/2021	Revaluation - 30/06/2021 @ \$21.960000 (System Price) - 1,146.000000 Units on hand (BSL.AX)		5,410.64		104,207.52 CR
30/06/2021	Revaluation - 30/06/2021 @ \$8.900000 (System Price) - 1,359.000000 Units on hand (APA.AX)		1,005.66		103,201.86 CR
30/06/2021	Revaluation - 30/06/2021 @ \$25.280000 (System Price) - 354.000000 Units on hand (NCM.AX)		1,017.21		102,184.65 CR
30/06/2021	Revaluation - 30/06/2021 @ \$22.210000 (System Price) - 874.000000 Units on hand (WPL.AX)		558.32		101,626.33 CR
30/06/2021	Revaluation - 30/06/2021 @ \$28.150000 (System Price) - 1,067.000000 Units on hand (ANZ.AX)			1,312.41	102,938.74 CR
30/06/2021	Revaluation - 30/06/2021 @ \$4.660000 (System Price) - 4,330.000000 Units on hand (QAN.AX)			1,724.04	104,662.78 CR
30/06/2021	Revaluation - 30/06/2021 @ \$8.130000 (System Price) - 958.000000 Units on hand (ADB.AX)			314.53	104,977.31 CR
30/06/2021	Revaluation - 30/06/2021 @ \$0.000000 - 0.000000 Units on hand (PBH.AX)			1,169.34	106,146.65 CR
			<b>62,647.44</b>	<b>168,794.09</b>	<b>106,146.65 CR</b>

### Interest Received (25000)

#### Cash at Bank (NAB570792302)

31/07/2020	Credit Interest			0.02	0.02 CR
31/08/2020	Credit Interest			0.01	0.03 CR
30/09/2020	Credit Interest			0.02	0.05 CR
30/10/2020	Credit Interest			0.02	0.07 CR
31/12/2020	Credit Interest			0.23	0.30 CR
29/01/2021	Credit Interest			0.21	0.51 CR
26/02/2021	Credit Interest			0.14	0.65 CR
31/03/2021	Credit Interest			0.09	0.74 CR
30/04/2021	Credit Interest			0.18	0.92 CR
31/05/2021	Credit Interest			0.30	1.22 CR
30/06/2021	Credit Interest			0.11	1.33 CR

# GD & LA Edwards Superannuation Fund

## General Ledger

As at 30 June 2021

Transaction Date	Description	Units	Debit	Credit	Balance \$
				1.33	1.33 CR
<b>Accountancy Fees (30100)</b>					
<u>Accountancy Fees (30100)</u>					
12/04/2021	INTERNET TRANSFER INTERNET TRANSFER Tax returns		2,970.00		2,970.00 DR
14/05/2021	INTERNET TRANSFER INTERNET TRANSFER Corp Reg Fees		240.00		3,210.00 DR
			<b>3,210.00</b>		<b>3,210.00 DR</b>
<b>ATO Supervisory Levy (30400)</b>					
<u>ATO Supervisory Levy (30400)</u>					
22/04/2021	ATO003000014672403ATO 012721		259.00		259.00 DR
			<b>259.00</b>		<b>259.00 DR</b>
<b>Auditor's Remuneration (30700)</b>					
<u>Auditor's Remuneration (30700)</u>					
20/04/2021	INTERNET TRANSFER INTERNET TRANSFER GD LA EDWARDS SF		330.00		330.00 DR
			<b>330.00</b>		<b>330.00 DR</b>
<b>ASIC Fees (30800)</b>					
<u>ASIC Fees (30800)</u>					
14/05/2021	INTERNET BILL PAYMNT INTERNET BPAY ASIC 2290645763611		55.00		55.00 DR
			<b>55.00</b>		<b>55.00 DR</b>
<b>Advisor Fees (30900)</b>					
<u>Advisor Fees (30900)</u>					
03/07/2020	adviser fee		321.06		321.06 DR
06/08/2020	adviser fees		327.03		648.09 DR
03/09/2020	adviser fee		332.23		980.32 DR
05/10/2020	adviser fees		320.50		1,300.82 DR
04/11/2020	adviser fee		332.06		1,632.88 DR
03/12/2020	adviser fee		338.95		1,971.83 DR
05/01/2021	adviser fee		360.50		2,332.33 DR
03/02/2021	adviser fee		363.22		2,695.55 DR
04/03/2021	adviser fee		333.92		3,029.47 DR
08/04/2021	adviser fee		379.13		3,408.60 DR
05/05/2021	adviser fee		373.95		3,782.55 DR
04/06/2021	adviser fee		380.90		4,163.45 DR
			<b>4,163.45</b>		<b>4,163.45 DR</b>
<b>Investment Expenses (37500)</b>					
<u>Investment Portfolio Fees (1240566876)</u>					
03/07/2020	portfolio fees		78.31		78.31 DR
06/08/2020	portfolio fees		79.76		158.07 DR
03/09/2020	portfolio fee		81.04		239.11 DR
02/10/2020	portfolio fees		37.22		276.33 DR
05/10/2020	portfolio fees		78.17		354.50 DR
04/11/2020	portfolio fees		80.98		435.48 DR
03/12/2020	portfolio fee		82.67		518.15 DR
05/01/2021	portfolio fee		87.93		606.08 DR

# GD & LA Edwards Superannuation Fund

## General Ledger

As at 30 June 2021

Transaction Date	Description	Units	Debit	Credit	Balance \$
03/02/2021	portfolio fee		88.59		694.67 DR
04/03/2021	portfolio fees		81.45		776.12 DR
08/04/2021	portfolio fee		92.46		868.58 DR
05/05/2021	portfolio fee		91.21		959.79 DR
04/06/2021	portfolio fee		92.90		1,052.69 DR
			<b>1,052.69</b>		<b>1,052.69 DR</b>
<b>Insurance (38000)</b>					
<u>Insurance (38000)</u>					
04/06/2021	INTERNET BILL PAYMNT INTERNET BPAY Audit Shield 404251219314325		320.00		320.00 DR
			<b>320.00</b>		<b>320.00 DR</b>
<b>Pensions Paid (41600)</b>					
<u>(Pensions Paid) Edwards, Gary - Pension (Account Based Pension 2) (EDWGAR00048P)</u>					
14/05/2021	INTERNET TRANSFER ONLINE S1951226901 Trist EDWARDS SUPR		500.00		500.00 DR
			<b>500.00</b>		<b>500.00 DR</b>
<u>(Pensions Paid) Edwards, Gary - Pension (Account Based Pension 3) (EDWGAR00068P)</u>					
31/07/2020	INTERNET TRANSFER ONLINE G8249474835 trist draw EDWARDS SUPR		500.00		500.00 DR
05/08/2020	INTERNET TRANSFER ONLINE S7128595978 trist EDWARDS SUPR		450.00		950.00 DR
05/08/2020	INTERNET TRANSFER ONLINE J9884515278 rates EDWARDS SUPR		100.00		1,050.00 DR
07/09/2020	INTERNET TRANSFER ONLINE A2606497515 trist EDWARDS SUPR		1,400.00		2,450.00 DR
23/09/2020	INTERNET TRANSFER ONLINE S3788264114 trist draw EDWARDS SUPR		500.00		2,950.00 DR
12/10/2020	INTERNET TRANSFER ONLINE G5633294051 Trist draw EDWARDS SUPR		700.00		3,650.00 DR
03/11/2020	INTERNET TRANSFER ONLINE C7495775897 Trist Draw EDWARDS SUPR		1,000.00		4,650.00 DR
09/12/2020	INTERNET TRANSFER ONLINE A2378695309 Trist Draw EDWARDS SUPR		1,800.00		6,450.00 DR
14/12/2020	INTERNET TRANSFER ONLINE V0936635826 trist EDWARDS SUPR		2,666.85		9,116.85 DR
31/12/2020	INTERNET TRANSFER ONLINE W5456936830 trist EDWARDS SUPR		1,000.00		10,116.85 DR
28/01/2021	INTERNET TRANSFER ONLINE G3456206390 Trist Draw EDWARDS SUPR		500.00		10,616.85 DR
01/02/2021	INTERNET TRANSFER ONLINE Q7056434865 trist EDWARDS SUPR		1,800.00		12,416.85 DR
02/02/2021	INTERNET TRANSFER ONLINE E2042595085 trist draw EDWARDS SUPR		4,000.00		16,416.85 DR
08/02/2021	INTERNET TRANSFER ONLINE F5542515547 Tris EDWARDS SUPR		1,000.00		17,416.85 DR
16/02/2021	INTERNET TRANSFER ONLINE R3262966210 Trist draw EDWARDS SUPR		3,000.00		20,416.85 DR
17/02/2021	INTERNET TRANSFER ONLINE Z8689966573 wheelsrenotrist EDWARDS SUPR		4,000.00		24,416.85 DR
25/02/2021	INTERNET TRANSFER ONLINE A4369966107 Grantecfood EDWARDS SUPR		2,000.00		26,416.85 DR
12/03/2021	INTERNET TRANSFER ONLINE E2269946963 Trist Draw EDWARDS SUPR		500.00		26,916.85 DR



# GD & LA Edwards Superannuation Fund

## General Ledger

As at 30 June 2021

Transaction Date	Description	Units	Debit	Credit	Balance \$
19/03/2021	INTERNET TRANSFER ONLINE D9442916951 Trist EDWARDS SUPR		1,500.00		28,416.85 DR
12/04/2021	INTERNET TRANSFER ONLINE Q7110268325 Reims balance EDWARDS SUPR		3,725.06		32,141.91 DR
12/04/2021	INTERNET TRANSFER ONLINE F3601424986 Trust Draw adept EDWARDS SUPR		2,704.00		34,845.91 DR
15/04/2021	INTERNET TRANSFER ONLINE P4885477988 Trist Draw EDWARDS SUPR		200.00		35,045.91 DR
15/04/2021	INTERNET TRANSFER ONLINE V2870918834 Trist EDWARDS SUPR		2.00		35,047.91 DR
10/05/2021	INTERNET TRANSFER ONLINE W1285795987 Trist car EDWARDS SUPR		11,500.00		46,547.91 DR
14/05/2021	INTERNET TRANSFER ONLINE S1951226901 Trist EDWARDS SUPR		1,000.00		47,547.91 DR
24/05/2021	INTERNET TRANSFER ONLINE M2219575540 Trist EDWARDS SUPR		1,000.00		48,547.91 DR
31/05/2021	INTERNET TRANSFER ONLINE F2710276381 tristdraw EDWARDS SUPR		2,000.00		50,547.91 DR
			<b>50,547.91</b>		<b>50,547.91 DR</b>
<u>(Pensions Paid) Edwards, Lynette - Pension (Account Based Pension) (EDWLYN00129P)</u>					
08/03/2021	INTERNET TRANSFER ONLINE F2974625621 Trist Draw EDWARDS SUPR		2,000.00		2,000.00 DR
12/03/2021	INTERNET TRANSFER ONLINE E2269946963 Trist Draw EDWARDS SUPR		500.00		2,500.00 DR
			<b>2,500.00</b>		<b>2,500.00 DR</b>
<u>(Pensions Paid) Edwards, Lynette - Pension (Account Based Pension 2) (EDWLYN00162P)</u>					
14/05/2021	INTERNET TRANSFER ONLINE S1951226901 Trist EDWARDS SUPR		500.00		500.00 DR
			<b>500.00</b>		<b>500.00 DR</b>
<b>Income Tax Expense (48500)</b>					
<u>Income Tax Expense (48500)</u>					
12/05/2021	Create Entries - Franking Credits Adjustment - 12/05/2021			3,098.21	3,098.21 CR
30/06/2021	Create Entries - Franking Credits Adjustment - 30/06/2021			371.86	3,470.07 CR
				<b>3,470.07</b>	<b>3,470.07 CR</b>
<b>Profit/Loss Allocation Account (49000)</b>					
<u>Profit/Loss Allocation Account (49000)</u>					
01/07/2020	Create Entries - Profit/Loss Allocation - 01/07/2020		79.01		79.01 DR
01/07/2020	Create Entries - Profit/Loss Allocation - 01/07/2020		11.66		90.67 DR
31/07/2020	System Member Journals			500.00	409.33 CR
05/08/2020	System Member Journals			450.00	859.33 CR
05/08/2020	System Member Journals			100.00	959.33 CR
07/09/2020	System Member Journals			1,400.00	2,359.33 CR
23/09/2020	System Member Journals			500.00	2,859.33 CR
12/10/2020	System Member Journals			700.00	3,559.33 CR
03/11/2020	System Member Journals			1,000.00	4,559.33 CR
09/12/2020	System Member Journals			1,800.00	6,359.33 CR
14/12/2020	System Member Journals			2,666.85	9,026.18 CR
31/12/2020	System Member Journals			1,000.00	10,026.18 CR
28/01/2021	System Member Journals			500.00	10,526.18 CR

# GD & LA Edwards Superannuation Fund

## General Ledger

As at 30 June 2021

Transaction Date	Description	Units	Debit	Credit	Balance \$
01/02/2021	System Member Journals			1,800.00	12,326.18 CR
02/02/2021	System Member Journals			4,000.00	16,326.18 CR
08/02/2021	System Member Journals			1,000.00	17,326.18 CR
16/02/2021	System Member Journals			3,000.00	20,326.18 CR
17/02/2021	System Member Journals			4,000.00	24,326.18 CR
25/02/2021	System Member Journals			2,000.00	26,326.18 CR
08/03/2021	System Member Journals			2,000.00	28,326.18 CR
12/03/2021	System Member Journals			500.00	28,826.18 CR
12/03/2021	System Member Journals			500.00	29,326.18 CR
19/03/2021	System Member Journals			1,500.00	30,826.18 CR
12/04/2021	System Member Journals			3,725.06	34,551.24 CR
12/04/2021	System Member Journals			2,704.00	37,255.24 CR
15/04/2021	System Member Journals			200.00	37,455.24 CR
15/04/2021	System Member Journals			2.00	37,457.24 CR
10/05/2021	System Member Journals			11,500.00	48,957.24 CR
12/05/2021	Create Entries - Profit/Loss Allocation - 12/05/2021		99,453.84		50,496.60 DR
12/05/2021	Create Entries - Profit/Loss Allocation - 12/05/2021		14,834.64		65,331.24 DR
13/05/2021	System Member Journals		500.00		65,831.24 DR
13/05/2021	System Member Journals		500.00		66,331.24 DR
14/05/2021	System Member Journals			1,000.00	65,331.24 DR
14/05/2021	System Member Journals			500.00	64,831.24 DR
14/05/2021	System Member Journals			500.00	64,331.24 DR
24/05/2021	System Member Journals			1,000.00	63,331.24 DR
31/05/2021	System Member Journals			2,000.00	61,331.24 DR
30/06/2021	Create Entries - Profit/Loss Allocation - 30/06/2021		10,782.09		72,113.33 DR
30/06/2021	Create Entries - Profit/Loss Allocation - 30/06/2021		1,655.43		73,768.76 DR
			<b>127,816.67</b>	<b>54,047.91</b>	<b>73,768.76 DR</b>

### Opening Balance (50010)

(Opening Balance) Edwards, Gary - Accumulation (EDWGAR00001A)

01/07/2020	Opening Balance				88,650.92 CR
01/07/2020	Close Period Journal			2,907.89	91,558.81 CR
				<b>2,907.89</b>	<b>91,558.81 CR</b>

(Opening Balance) Edwards, Gary - Pension (Pension) (EDWGAR00002P)

01/07/2020	Opening Balance				735,373.05 CR
01/07/2020	Close Period Journal		41,770.78		693,602.27 CR
			<b>41,770.78</b>		<b>693,602.27 CR</b>

(Opening Balance) Edwards, Lynette - Accumulation (EDWLYN00001A)

01/07/2020	Opening Balance				112,572.97 CR
01/07/2020	Close Period Journal			3,281.21	115,854.18 CR
				<b>3,281.21</b>	<b>115,854.18 CR</b>

### Contributions (52420)

(Contributions) Edwards, Gary - Accumulation (EDWGAR00001A)

01/07/2020	Opening Balance				1,600.00 CR
01/07/2020	Close Period Journal		1,600.00		0.00 DR
13/05/2021	System Member Journals			500.00	500.00 CR

# GD & LA Edwards Superannuation Fund

## General Ledger

As at 30 June 2021

Transaction Date	Description	Units	Debit	Credit	Balance \$
			<b>1,600.00</b>	<b>500.00</b>	<b>500.00 CR</b>
	<u>(Contributions) Edwards, Lynette - Accumulation (EDWLYN00001A)</u>				
01/07/2020	Opening Balance				1,500.00 CR
01/07/2020	Close Period Journal		1,500.00		0.00 DR
13/05/2021	System Member Journals			500.00	500.00 CR
			<b>1,500.00</b>	<b>500.00</b>	<b>500.00 CR</b>
	<b>Share of Profit/(Loss) (53100)</b>				
	<u>(Share of Profit/(Loss)) Edwards, Gary - Accumulation (EDWGAR00001A)</u>				
01/07/2020	Opening Balance				1,835.69 CR
01/07/2020	Close Period Journal		1,835.69		0.00 DR
			<b>1,835.69</b>		<b>0.00 DR</b>
	<u>(Share of Profit/(Loss)) Edwards, Gary - Pension (Pension) (EDWGAR00002P)</u>				
01/07/2020	Opening Balance				14,537.70 CR
01/07/2020	Close Period Journal		14,537.70		0.00 DR
			<b>14,537.70</b>		<b>0.00 DR</b>
	<u>(Share of Profit/(Loss)) Edwards, Gary - Pension (Account Based Pension 3) (EDWGAR00068P)</u>				
01/07/2020	Create Entries - Profit/Loss Allocation - 01/07/2020			79.01	79.01 CR
12/05/2021	Create Entries - Profit/Loss Allocation - 12/05/2021			99,453.84	99,532.85 CR
30/06/2021	Create Entries - Profit/Loss Allocation - 30/06/2021			10,782.09	110,314.94 CR
				<b>110,314.94</b>	<b>110,314.94 CR</b>
	<u>(Share of Profit/(Loss)) Edwards, Lynette - Accumulation (EDWLYN00001A)</u>				
01/07/2020	Opening Balance				2,339.06 CR
01/07/2020	Close Period Journal		2,339.06		0.00 DR
			<b>2,339.06</b>		<b>0.00 DR</b>
	<u>(Share of Profit/(Loss)) Edwards, Lynette - Pension (Account Based Pension) (EDWLYN00129P)</u>				
01/07/2020	Create Entries - Profit/Loss Allocation - 01/07/2020			11.66	11.66 CR
12/05/2021	Create Entries - Profit/Loss Allocation - 12/05/2021			14,834.64	14,846.30 CR
30/06/2021	Create Entries - Profit/Loss Allocation - 30/06/2021			1,655.43	16,501.73 CR
				<b>16,501.73</b>	<b>16,501.73 CR</b>
	<b>Income Tax (53330)</b>				
	<u>(Income Tax) Edwards, Gary - Accumulation (EDWGAR00001A)</u>				
01/07/2020	Opening Balance				437.80 DR
01/07/2020	Close Period Journal			437.80	0.00 DR
				<b>437.80</b>	<b>0.00 DR</b>
	<u>(Income Tax) Edwards, Gary - Pension (Pension) (EDWGAR00002P)</u>				
01/07/2020	Opening Balance				3,467.15 DR
01/07/2020	Close Period Journal			3,467.15	0.00 DR
				<b>3,467.15</b>	<b>0.00 DR</b>
	<u>(Income Tax) Edwards, Lynette - Accumulation (EDWLYN00001A)</u>				
01/07/2020	Opening Balance				557.85 DR
01/07/2020	Close Period Journal			557.85	0.00 DR
				<b>557.85</b>	<b>0.00 DR</b>
	<b>Contributions Tax (53800)</b>				

# GD & LA Edwards Superannuation Fund

## General Ledger

As at 30 June 2021

Transaction Date	Description	Units	Debit	Credit	Balance \$
<u>(Contributions Tax) Edwards, Gary - Accumulation (EDWGAR00001A)</u>					
01/07/2020	Opening Balance				90.00 DR
01/07/2020	Close Period Journal			90.00	0.00 DR
				<b>90.00</b>	<b>0.00 DR</b>
<b>Pensions Paid (54160)</b>					
<u>(Pensions Paid) Edwards, Gary - Pension (Pension) (EDWGAR00002P)</u>					
01/07/2020	Opening Balance				52,841.33 DR
01/07/2020	Close Period Journal			52,841.33	0.00 DR
				<b>52,841.33</b>	<b>0.00 DR</b>
<u>(Pensions Paid) Edwards, Gary - Pension (Account Based Pension 2) (EDWGAR00048P)</u>					
14/05/2021	System Member Journals		500.00		500.00 DR
			<b>500.00</b>		<b>500.00 DR</b>
<u>(Pensions Paid) Edwards, Gary - Pension (Account Based Pension 3) (EDWGAR00068P)</u>					
31/07/2020	System Member Journals		500.00		500.00 DR
05/08/2020	System Member Journals		450.00		950.00 DR
05/08/2020	System Member Journals		100.00		1,050.00 DR
07/09/2020	System Member Journals		1,400.00		2,450.00 DR
23/09/2020	System Member Journals		500.00		2,950.00 DR
12/10/2020	System Member Journals		700.00		3,650.00 DR
03/11/2020	System Member Journals		1,000.00		4,650.00 DR
09/12/2020	System Member Journals		1,800.00		6,450.00 DR
14/12/2020	System Member Journals		2,666.85		9,116.85 DR
31/12/2020	System Member Journals		1,000.00		10,116.85 DR
28/01/2021	System Member Journals		500.00		10,616.85 DR
01/02/2021	System Member Journals		1,800.00		12,416.85 DR
02/02/2021	System Member Journals		4,000.00		16,416.85 DR
08/02/2021	System Member Journals		1,000.00		17,416.85 DR
16/02/2021	System Member Journals		3,000.00		20,416.85 DR
17/02/2021	System Member Journals		4,000.00		24,416.85 DR
25/02/2021	System Member Journals		2,000.00		26,416.85 DR
12/03/2021	System Member Journals		500.00		26,916.85 DR
19/03/2021	System Member Journals		1,500.00		28,416.85 DR
12/04/2021	System Member Journals		3,725.06		32,141.91 DR
12/04/2021	System Member Journals		2,704.00		34,845.91 DR
15/04/2021	System Member Journals		200.00		35,045.91 DR
15/04/2021	System Member Journals		2.00		35,047.91 DR
10/05/2021	System Member Journals		11,500.00		46,547.91 DR
14/05/2021	System Member Journals		1,000.00		47,547.91 DR
24/05/2021	System Member Journals		1,000.00		48,547.91 DR
31/05/2021	System Member Journals		2,000.00		50,547.91 DR
			<b>50,547.91</b>		<b>50,547.91 DR</b>
<u>(Pensions Paid) Edwards, Lynette - Pension (Account Based Pension) (EDWLYN00129P)</u>					
08/03/2021	System Member Journals		2,000.00		2,000.00 DR
12/03/2021	System Member Journals		500.00		2,500.00 DR
			<b>2,500.00</b>		<b>2,500.00 DR</b>
<u>(Pensions Paid) Edwards, Lynette - Pension (Account Based Pension 2) (EDWLYN00162P)</u>					

# GD & LA Edwards Superannuation Fund

## General Ledger

As at 30 June 2021

Transaction Date	Description	Units	Debit	Credit	Balance \$
14/05/2021	System Member Journals		500.00		500.00 DR
			<b>500.00</b>		<b>500.00 DR</b>
<b>Internal Transfers In (56100)</b>					
<u>(Internal Transfers In) Edwards, Gary - Accumulation (EDWGAR00001A)</u>					
01/07/2020	Commutation			693,602.27	693,602.27 CR
				<b>693,602.27</b>	<b>693,602.27 CR</b>
<u>(Internal Transfers In) Edwards, Gary - Pension (Account Based Pension 2) (EDWGAR00048P)</u>					
13/05/2021	New Pension Member			500.00	500.00 CR
				<b>500.00</b>	<b>500.00 CR</b>
<u>(Internal Transfers In) Edwards, Gary - Pension (Account Based Pension 3) (EDWGAR00068P)</u>					
01/07/2020	New Pension Member			785,161.08	785,161.08 CR
				<b>785,161.08</b>	<b>785,161.08 CR</b>
<u>(Internal Transfers In) Edwards, Lynette - Pension (Account Based Pension) (EDWLYN00129P)</u>					
01/07/2020	New Pension Member			115,854.18	115,854.18 CR
				<b>115,854.18</b>	<b>115,854.18 CR</b>
<u>(Internal Transfers In) Edwards, Lynette - Pension (Account Based Pension 2) (EDWLYN00162P)</u>					
13/05/2021	New Pension Member			500.00	500.00 CR
				<b>500.00</b>	<b>500.00 CR</b>
<b>Internal Transfers Out (57100)</b>					
<u>(Internal Transfers Out) Edwards, Gary - Accumulation (EDWGAR00001A)</u>					
01/07/2020	New Pension Member		785,161.08		785,161.08 DR
13/05/2021	New Pension Member		500.00		785,661.08 DR
			<b>785,661.08</b>		<b>785,661.08 DR</b>
<u>(Internal Transfers Out) Edwards, Gary - Pension (Pension) (EDWGAR00002P)</u>					
01/07/2020	Commutation		693,602.27		693,602.27 DR
			<b>693,602.27</b>		<b>693,602.27 DR</b>
<u>(Internal Transfers Out) Edwards, Lynette - Accumulation (EDWLYN00001A)</u>					
01/07/2020	New Pension Member		115,854.18		115,854.18 DR
13/05/2021	New Pension Member		500.00		116,354.18 DR
			<b>116,354.18</b>		<b>116,354.18 DR</b>
<b>Bank Accounts (60400)</b>					
<u>NABTRADE High Int 1755053-005 (NAB1755053005)</u>					
01/07/2020	Opening Balance				31.05 DR
					<b>31.05 DR</b>
<u>Nabtrade - Cash Account (NAB302506066)</u>					
01/07/2020	Opening Balance				72.54 DR
					<b>72.54 DR</b>
<u>Cash at Bank (NAB570792302)</u>					
01/07/2020	Opening Balance				664.03 DR
02/07/2020	INTERNET TRANSFER ONLINE C0273936091 3McDowall rent GDE PROP PL		1,233.15		1,897.18 DR
02/07/2020	INTERNET BILL PAYMNT INTERNET BPAY TAX OFFICE PAYMENTS 507454120595160			1,288.00	609.18 DR
31/07/2020	Credit Interest		0.02		609.20 DR

# GD & LA Edwards Superannuation Fund

## General Ledger

As at 30 June 2021

Transaction Date	Description	Units	Debit	Credit	Balance \$
31/07/2020	INTERNET TRANSFER ONLINE G8249474835 trist draw EDWARDS SUPR			500.00	109.20 DR
05/08/2020	INTERNET TRANSFER ONLINE K7884474933 3mcdowallrent GDE PROP PL		749.60		858.80 DR
05/08/2020	INTERNET TRANSFER ONLINE S7128595978 trist EDWARDS SUPR			450.00	408.80 DR
05/08/2020	INTERNET TRANSFER ONLINE J9884515278 rates EDWARDS SUPR			100.00	308.80 DR
31/08/2020	Credit Interest		0.01		308.81 DR
07/09/2020	INTERNET TRANSFER ONLINE M4604595115 3 mcdowallrent GDE PROP PL		1,500.00		1,808.81 DR
07/09/2020	INTERNET TRANSFER ONLINE A2606497515 trist EDWARDS SUPR			1,400.00	408.81 DR
23/09/2020	INTERNET TRANSFER ONLINE M0694494849 rent GDE PROP PL		1,000.00		1,408.81 DR
23/09/2020	INTERNET TRANSFER ONLINE S3788264114 trist draw EDWARDS SUPR			500.00	908.81 DR
30/09/2020	Credit Interest		0.02		908.83 DR
12/10/2020	INTERNET TRANSFER ONLINE G5633294051 Trist draw EDWARDS SUPR			700.00	208.83 DR
30/10/2020	Credit Interest		0.02		208.85 DR
03/11/2020	INTERNET TRANSFER ONLINE P7578258897 3McDowall rent GDE PROP PL		1,000.00		1,208.85 DR
03/11/2020	INTERNET TRANSFER ONLINE C7495775897 Trist Draw EDWARDS SUPR			1,000.00	208.85 DR
08/12/2020	SUPER WITHDRAWAL HUB24 CUSTODIAL 158824		10,000.00		10,208.85 DR
09/12/2020	INTERNET TRANSFER ONLINE L9278615339 3McDowall rent GDE PROP PL		2,099.25		12,308.10 DR
09/12/2020	INTERNET TRANSFER ONLINE A2378695309 Trist Draw EDWARDS SUPR			1,800.00	10,508.10 DR
14/12/2020	INTERNET TRANSFER ONLINE V0936635826 trist EDWARDS SUPR			4,000.00	6,508.10 DR
31/12/2020	Credit Interest		0.23		6,508.33 DR
31/12/2020	INTERNET TRANSFER ONLINE W5456936830 trist EDWARDS SUPR			1,000.00	5,508.33 DR
28/01/2021	INTERNET TRANSFER ONLINE G3456206390 Trist Draw EDWARDS SUPR			500.00	5,008.33 DR
29/01/2021	Credit Interest		0.21		5,008.54 DR
01/02/2021	INTERNET TRANSFER ONLINE H7056735965 rent 3 McDowall GDE PROP PL		1,000.00		6,008.54 DR
01/02/2021	INTERNET TRANSFER ONLINE Q7056434865 trist EDWARDS SUPR			1,800.00	4,208.54 DR
02/02/2021	INTERNET TRANSFER ONLINE E2042595085 trist draw EDWARDS SUPR			4,000.00	208.54 DR
08/02/2021	INTERNET TRANSFER ONLINE C8089515947 3 Mcdowallrent GDE PROP PL		2,000.00		2,208.54 DR
08/02/2021	INTERNET TRANSFER ONLINE F5542515547 Tris EDWARDS SUPR			1,000.00	1,208.54 DR
15/02/2021	ORD MINNETT HUB24 CUSTODIAL 158824		12,000.00		13,208.54 DR
16/02/2021	INTERNET TRANSFER ONLINE R3262966210 Trist draw EDWARDS SUPR			3,000.00	10,208.54 DR
17/02/2021	INTERNET TRANSFER ONLINE Z8689966573 wheelsrenotrist EDWARDS SUPR			4,000.00	6,208.54 DR

# GD & LA Edwards Superannuation Fund

## General Ledger

As at 30 June 2021

Transaction Date	Description	Units	Debit	Credit	Balance \$
25/02/2021	INTERNET TRANSFER ONLINE A4369966107 Grantecfood EDWARDS SUPR			2,000.00	4,208.54 DR
26/02/2021	Credit Interest		0.14		4,208.68 DR
08/03/2021	INTERNET TRANSFER ONLINE F2974625621 Trist Draw EDWARDS SUPR			2,000.00	2,208.68 DR
12/03/2021	INTERNET TRANSFER ONLINE E2269946963 Trist Draw EDWARDS SUPR			1,000.00	1,208.68 DR
19/03/2021	INTERNET TRANSFER ONLINE V4957246051 3 McDowallrent GDE PROP PL		1,200.00		2,408.68 DR
19/03/2021	INTERNET TRANSFER ONLINE D9442916951 Trist EDWARDS SUPR			1,500.00	908.68 DR
31/03/2021	Credit Interest		0.09		908.77 DR
09/04/2021	SUPER WITHDRAWAL HUB24 CUSTODIAL 158824		10,000.00		10,908.77 DR
12/04/2021	INTERNET TRANSFER ONLINE E5315294380 3mcDowallrent GDE PROP PL		2,104.75		13,013.52 DR
12/04/2021	INTERNET TRANSFER ONLINE Q7110268325 Reims balance EDWARDS SUPR			3,725.06	9,288.46 DR
12/04/2021	INTERNET TRANSFER INTERNET TRANSFER Tax returns			2,970.00	6,318.46 DR
12/04/2021	INTERNET TRANSFER ONLINE F3601424986 Trust Draw adept EDWARDS SUPR			2,704.00	3,614.46 DR
15/04/2021	INTERNET TRANSFER ONLINE P4885477988 Trist Draw EDWARDS SUPR			200.00	3,414.46 DR
15/04/2021	INTERNET TRANSFER ONLINE V2870918834 Trist EDWARDS SUPR			2.00	3,412.46 DR
20/04/2021	INTERNET TRANSFER INTERNET TRANSFER GD LA EDWARDS SF			330.00	3,082.46 DR
22/04/2021	ATO003000014672403ATO 012721		4,577.50		7,659.96 DR
30/04/2021	Credit Interest		0.18		7,660.14 DR
04/05/2021	ORD MINNETT HUB24 CUSTODIAL 158824		9,000.00		16,660.14 DR
10/05/2021	INTERNET TRANSFER ONLINE W1285795987 Trist car EDWARDS SUPR			11,500.00	5,160.14 DR
13/05/2021	ATO007000014387525ATO 012721		1,000.00		6,160.14 DR
14/05/2021	INTERNET TRANSFER ONLINE S1951226901 Trist EDWARDS SUPR			2,000.00	4,160.14 DR
14/05/2021	INTERNET TRANSFER INTERNET TRANSFER Corp Reg Fees			240.00	3,920.14 DR
14/05/2021	INTERNET BILL PAYMNT INTERNET BPAY ASIC 2290645763611			55.00	3,865.14 DR
24/05/2021	INTERNET TRANSFER ONLINE P6201775340 3mcDowallrent GDE PROP PL		2,104.00		5,969.14 DR
24/05/2021	INTERNET TRANSFER ONLINE M2219575540 Trist EDWARDS SUPR			1,000.00	4,969.14 DR
31/05/2021	Credit Interest		0.30		4,969.44 DR
31/05/2021	INTERNET TRANSFER ONLINE F2710276381 tristdraw EDWARDS SUPR			2,000.00	2,969.44 DR
04/06/2021	INTERNET BILL PAYMNT INTERNET BPAY Audit Shield 404251219314325			320.00	2,649.44 DR
30/06/2021	Credit Interest		0.11		2,649.55 DR
			<b>62,569.58</b>	<b>60,584.06</b>	<b>2,649.55 DR</b>
<u>Ord Minnett Cash Account (WBCNBFI321654)</u>					
01/07/2020	Opening Balance				117,138.46 DR
01/07/2020	NAB shares sale from 2020 year		26,962.45		144,100.91 DR

## GD &amp; LA Edwards Superannuation Fund

## General Ledger

As at 30 June 2021

Transaction Date	Description	Units	Debit	Credit	Balance \$	
03/07/2020	NAB dividend		360.00		144,460.91	DR
03/07/2020	portfolio fees			78.31	144,382.60	DR
03/07/2020	adviser fee			321.06	144,061.54	DR
09/07/2020	Buy LLC			4,132.62	139,928.92	DR
10/07/2020	buy LLC			264.37	139,664.55	DR
10/07/2020	buy LLC			10,597.97	129,066.58	DR
06/08/2020	adviser fees			327.03	128,739.55	DR
06/08/2020	portfolio fees			79.76	128,659.79	DR
10/08/2020	Buy CTD			319.15	128,340.64	DR
12/08/2020	Buy CTD			9,973.56	118,367.08	DR
12/08/2020	Buy Worley			15,107.89	103,259.19	DR
17/08/2020	Buy Rio			4,334.57	98,924.62	DR
18/08/2020	Buy Rio			102.27	98,822.35	DR
18/08/2020	Buy Rio			25,503.39	73,318.96	DR
24/08/2020	Buy NGI			8.56	73,310.40	DR
25/08/2020	Buy CSL			25,113.98	48,196.42	DR
26/08/2020	Buy NGI			9,902.76	38,293.66	DR
26/08/2020	Buy WEB			7,913.97	30,379.69	DR
26/08/2020	Buy WPR			10,010.19	20,369.50	DR
02/09/2020	Buy NGI			3.28	20,366.22	DR
02/09/2020	buy WPR			1,477.31	18,888.91	DR
03/09/2020	adviser fee			332.23	18,556.68	DR
03/09/2020	Buy QAN			127.20	18,429.48	DR
03/09/2020	portfolio fee			81.04	18,348.44	DR
03/09/2020	sell WEB		502.04		18,850.48	DR
04/09/2020	buy WPR			3,480.13	15,370.35	DR
04/09/2020	sell STO		9,184.98		24,555.33	DR
04/09/2020	buy NGI			4,965.52	19,589.81	DR
07/09/2020	sell WEB		7,750.07		27,339.88	DR
07/09/2020	buy QAN			7,885.72	19,454.16	DR
07/09/2020	sell CTD		16,356.47		35,810.63	DR
08/09/2020	buy WOR			10,036.59	25,774.04	DR
08/09/2020	buy QAN			1,981.46	23,792.58	DR
08/09/2020	sell STO		649.55		24,442.13	DR
15/09/2020	LLC distribution		41.26		24,483.39	DR
16/09/2020	buy WEB			5,020.95	19,462.44	DR
21/09/2020	buy MSB			6,943.51	12,518.93	DR
22/09/2020	BHP dividend adjustment		893.41		13,412.34	DR
22/09/2020	SHL dividend		223.89		13,636.23	DR
24/09/2020	Santos div		53.38		13,689.61	DR
25/09/2020	sell WBCPG		42,684.10		56,373.71	DR
28/09/2020	buy TYR			6,975.86	49,397.85	DR
30/09/2020	WBCPG div		366.11		49,763.96	DR
30/09/2020	WOR div		435.50		50,199.46	DR
30/09/2020	CBA div		980.00		51,179.46	DR
01/10/2020	buy RHP			10,072.48	41,106.98	DR
02/10/2020	portfolio fees			37.22	41,069.76	DR



GD & LA Edwards Superannuation Fund

General Ledger

As at 30 June 2021

Transaction Date	Description	Units	Debit	Credit	Balance \$
05/10/2020	adviser fees			320.50	40,749.26 DR
05/10/2020	portfolio fees			78.17	40,671.09 DR
06/10/2020	sell MSB		4,879.48		45,550.57 DR
07/10/2020	sell WOR		13,091.16		58,641.73 DR
09/10/2020	CSL div		226.32		58,868.05 DR
12/10/2020	sell SHL		15,343.00		74,211.05 DR
13/10/2020	buy ELO			7,491.28	66,719.77 DR
13/10/2020	buy SZL			8.28	66,711.49 DR
15/10/2020	buy ELO			2,507.44	64,204.05 DR
15/10/2020	buy SZL			9,668.71	54,535.34 DR
16/10/2020	buy SZL			326.62	54,208.72 DR
22/10/2020	buy BHP			15,015.66	39,193.06 DR
03/11/2020	buy BHP			10,007.74	29,185.32 DR
04/11/2020	portfolio fees			80.98	29,104.34 DR
04/11/2020	adviser fee			332.06	28,772.28 DR
10/11/2020	buy ANZ			14,789.61	13,982.67 DR
11/11/2020	buy ANZ			82.86	13,899.81 DR
13/11/2020	buy ANZ			124.30	13,775.51 DR
17/11/2020	buy NAB			8,825.68	4,949.83 DR
17/11/2020	buy TYR			1,581.34	3,368.49 DR
17/11/2020	buy WEB			5.19	3,363.30 DR
17/11/2020	sell CBA		15,679.77		19,043.07 DR
18/11/2020	sell CBA		28,701.84		47,744.91 DR
18/11/2020	buy WBC			9,988.61	37,756.30 DR
18/11/2020	buy ANZ			15,312.39	22,443.91 DR
19/11/2020	buy TYR			1,409.62	21,034.29 DR
19/11/2020	buy NAB			11,190.89	9,843.40 DR
19/11/2020	sell CBA		4,351.31		14,194.71 DR
19/11/2020	buy WEB			5,987.10	8,207.61 DR
19/11/2020	sell RHP		10,383.81		18,591.42 DR
19/11/2020	sell SZL		3,920.40		22,511.82 DR
20/11/2020	buy ANZ			4,664.13	17,847.69 DR
20/11/2020	sell CBA		1,385.07		19,232.76 DR
26/11/2020	buy CRW-H1			9,999.40	9,233.36 DR
26/11/2020	sell OSH		18,978.00		28,211.36 DR
26/11/2020	buy WPL			9,008.24	19,203.12 DR
26/11/2020	buy STO			9,020.05	10,183.07 DR
01/12/2020	sell BHP		35,320.71		45,503.78 DR
01/12/2020	buy NXT			381.04	45,122.74 DR
02/12/2020	sell RIO		30,171.68		75,294.42 DR
02/12/2020	buy WOR			5,015.44	70,278.98 DR
02/12/2020	buy MFG			9,965.95	60,313.03 DR
02/12/2020	buy QAN			5,019.07	55,293.96 DR
02/12/2020	buy WBC			5,008.92	50,285.04 DR
03/12/2020	portfolio fee			82.67	50,202.37 DR
03/12/2020	adviser fee			338.95	49,863.42 DR
03/12/2020	buy NXT			14,779.76	35,083.66 DR

## GD &amp; LA Edwards Superannuation Fund

## General Ledger

As at 30 June 2021

Transaction Date	Description	Units	Debit	Credit	Balance \$
08/12/2020	SUPER WITHDRAWAL HUB24 CUSTODIAL 158824			10,000.00	25,083.66 DR
09/12/2020	buy FMG			1,411.44	23,672.22 DR
09/12/2020	buy JBH			4,831.96	18,840.26 DR
09/12/2020	sell WOR		9,088.00		27,928.26 DR
11/12/2020	sell WOR		14,141.09		42,069.35 DR
11/12/2020	buy JBH			5,271.22	36,798.13 DR
11/12/2020	buy FMG			6,579.42	30,218.71 DR
15/12/2020	sell CSL		15,385.31		45,604.02 DR
15/12/2020	buy MFG			4,970.19	40,633.83 DR
15/12/2020	buy JBH			46.35	40,587.48 DR
15/12/2020	buy JBH			5,016.59	35,570.89 DR
17/12/2020	buy JBH			4,959.68	30,611.21 DR
17/12/2020	buy HVN			10,009.34	20,601.87 DR
18/12/2020	ALL div		57.50		20,659.37 DR
21/12/2020	sell WEB		8,204.68		28,864.05 DR
23/12/2020	sell WEB		3,851.37		32,715.42 DR
23/12/2020	sell QAN		16,284.75		49,000.17 DR
24/12/2020	buy QAN			4.93	48,995.24 DR
24/12/2020	buy WEB			440.95	48,554.29 DR
24/12/2020	buy MFG			54.86	48,499.43 DR
30/12/2020	buy MFG			4,937.19	43,562.24 DR
30/12/2020	buy QAN			9,929.76	33,632.48 DR
30/12/2020	buy TYR			4,914.07	28,718.41 DR
30/12/2020	buy WEB			9,511.27	19,207.14 DR
05/01/2021	adviser fee			360.50	18,846.64 DR
05/01/2021	portfolio fee			87.93	18,758.71 DR
11/01/2021	buy WBC			2,355.63	16,403.08 DR
12/01/2021	buy WBC			3,623.34	12,779.74 DR
12/01/2021	buy MFG			1,398.14	11,381.60 DR
12/01/2021	sell WPR (Auto reprocessed due to distribution entered / deleted on 26/02/2021)		14,285.68		25,667.28 DR
12/01/2021	buy SUL			646.28	25,021.00 DR
12/01/2021	sell NXT		15,975.02		40,996.02 DR
13/01/2021	buy SUL			5,826.46	35,169.56 DR
13/01/2021	buy WBC			7,412.12	27,757.44 DR
13/01/2021	sell CRW		10,028.82		37,786.26 DR
14/01/2021	buy WBC			1,605.80	36,180.46 DR
14/01/2021	bug mfg			8,688.41	27,492.05 DR
14/01/2021	buy SZL			216.17	27,275.88 DR
14/01/2021	buy SUL			3,519.91	23,755.97 DR
15/01/2021	sell TYR		1,436.49		25,192.46 DR
15/01/2021	buy TYR			9,983.99	15,208.47 DR
15/01/2021	sell JBH		23,656.23		38,864.70 DR
18/01/2021	buy SZL			4,783.79	34,080.91 DR
19/01/2021	buy BHP			4,641.61	29,439.30 DR
19/01/2021	sell TYR		20,770.26		50,209.56 DR
19/01/2021	buy SZL			5,167.37	45,042.19 DR

## GD &amp; LA Edwards Superannuation Fund

## General Ledger

As at 30 June 2021

Transaction Date	Description	Units	Debit	Credit	Balance \$
20/01/2021	buy SXY			10,021.71	35,020.48 DR
21/01/2021	buy BHP			10,478.08	24,542.40 DR
02/02/2021	buy CTD			9,954.03	14,588.37 DR
02/02/2021	buy BSL			578.61	14,009.76 DR
03/02/2021	adviser fee			363.22	13,646.54 DR
03/02/2021	portfolio fee			88.59	13,557.95 DR
04/02/2021	buy BSL			9,495.93	4,062.02 DR
10/02/2021	buy ANZ			6,180.51	2,118.49 CR
10/02/2021	buy NAB			4,868.61	6,987.10 CR
12/02/2021	buy ANZ			8,761.91	15,749.01 CR
12/02/2021	sell CBA		29,926.24		14,177.23 DR
12/02/2021	buy NAB			10,161.67	4,015.56 DR
12/02/2021	sell SZL		9,096.24		13,111.80 DR
15/02/2021	ORD MINNETT HUB24 CUSTODIAL 158824			12,000.00	1,111.80 DR
16/02/2021	sell SZL		12,382.50		13,494.30 DR
16/02/2021	sell LLC		8,306.85		21,801.15 DR
17/02/2021	sell ELO		10,062.86		31,864.01 DR
17/02/2021	buy BSL			2,449.96	29,414.05 DR
18/02/2021	buy SUL			8,020.61	21,393.44 DR
18/02/2021	sell LLC		6,537.70		27,931.14 DR
19/02/2021	buy BSL			5,535.08	22,396.06 DR
22/02/2021	buy ANN			10,017.81	12,378.25 DR
22/02/2021	sell NGI		15,106.03		27,484.28 DR
24/02/2021	buy WEB			697.93	26,786.35 DR
24/02/2021	sell MFG		14,124.29		40,910.64 DR
25/02/2021	buy JBH			10,009.75	30,900.89 DR
25/02/2021	MFG div		535.03		31,435.92 DR
26/02/2021	WPR div		433.19		31,869.11 DR
26/02/2021	buy WEB			4,292.81	27,576.30 DR
01/03/2021	sell WPL		9,831.92		37,408.22 DR
02/03/2021	buy JBH			8,026.00	29,382.22 DR
04/03/2021	portfolio fees			81.45	29,300.77 DR
04/03/2021	buy APA			7,252.10	22,048.67 DR
04/03/2021	sell STO		10,673.00		32,721.67 DR
04/03/2021	buy SHL			2,096.35	30,625.32 DR
04/03/2021	adviser fee			333.92	30,291.40 DR
08/03/2021	buy APA			5,302.81	24,988.59 DR
08/03/2021	buy AVH			5,017.89	19,970.70 DR
08/03/2021	buy SHL			12,922.31	7,048.39 DR
10/03/2021	ANN div		104.75		7,153.14 DR
10/03/2021	Buy FMG			741.55	6,411.59 DR
10/03/2021	sell MFG		10,323.68		16,735.27 DR
11/03/2021	buy FMG			102.68	16,632.59 DR
12/03/2021	JBH div		372.60		17,005.19 DR
12/03/2021	buy FMG			10,072.83	6,932.36 DR
15/03/2021	sell CTD		12,614.31		19,546.67 DR
15/03/2021	sell WEB		17,598.41		37,145.08 DR

## GD &amp; LA Edwards Superannuation Fund

## General Ledger

As at 30 June 2021

Transaction Date	Description	Units	Debit	Credit	Balance \$
15/03/2021	buy FMG			82.14	37,062.94 DR
17/03/2021	buy RIO			10,591.64	26,471.30 DR
17/03/2021	buy ANN			374.79	26,096.51 DR
18/03/2021	sell JBH		10,141.71		36,238.22 DR
19/03/2021	buy RIO			9,365.24	26,872.98 DR
19/03/2021	buy ANN			4,609.84	22,263.14 DR
23/03/2021	BHP div		1,716.56		23,979.70 DR
24/03/2021	SHL div		172.80		24,152.50 DR
24/03/2021	WPL div		60.42		24,212.92 DR
24/03/2021	FMG div		540.96		24,753.88 DR
25/03/2021	STO div		90.07		24,843.95 DR
29/03/2021	buy QAN			7,019.20	17,824.75 DR
30/03/2021	BSL div		61.92		17,886.67 DR
30/03/2021	sell JBH		9,840.41		27,727.08 DR
01/04/2021	CSL div		136.25		27,863.33 DR
01/04/2021	SUL div		518.43		28,381.76 DR
07/04/2021	SXY div		277.77		28,659.53 DR
08/04/2021	adviser fee			379.13	28,280.40 DR
08/04/2021	portfolio fee			92.46	28,187.94 DR
09/04/2021	SUPER WITHDRAWAL HUB24 CUSTODIAL 158824			10,000.00	18,187.94 DR
13/04/2021	buy CTD			7,015.75	11,172.19 DR
13/04/2021	buy CTD			8,003.50	3,168.69 DR
19/04/2021	buy BSL			7,778.36	4,609.67 CR
19/04/2021	sell FMG		232.72		4,376.95 CR
20/04/2021	buy SZL			13,861.11	18,238.06 CR
20/04/2021	buy TYR			15,922.21	34,160.27 CR
20/04/2021	sell ANZ		34,000.78		159.49 CR
21/04/2021	sell FMG		7,827.99		7,668.50 DR
22/04/2021	buy TYR			2,148.78	5,519.72 DR
22/04/2021	buy SZL			2,042.12	3,477.60 DR
26/04/2021	buy NXT			58.29	3,419.31 DR
27/04/2021	sell SHL		17,450.01		20,869.32 DR
28/04/2021	sell ALL		21,251.60		42,120.92 DR
28/04/2021	buy NXT			12,391.30	29,729.62 DR
28/04/2021	sell AVH		4,142.31		33,871.93 DR
30/04/2021	buy BAP			5,016.61	28,855.32 DR
30/04/2021	buy JHB			7,982.50	20,872.82 DR
03/05/2021	HVN div		431.40		21,304.22 DR
04/05/2021	ORD MINNETT HUB24 CUSTODIAL 158824			9,000.00	12,304.22 DR
04/05/2021	buy PBH			112.15	12,192.07 DR
05/05/2021	adviser fee			373.95	11,818.12 DR
05/05/2021	portfolio fee			91.21	11,726.91 DR
06/05/2021	buy PBH			7,345.43	4,381.48 DR
11/05/2021	sell FMG		12,524.24		16,905.72 DR
11/05/2021	sell BHP		28,211.42		45,117.14 DR
11/05/2021	sell RIO		23,252.11		68,369.25 DR
12/05/2021	sell BHP		152.30		68,521.55 DR

GD & LA Edwards Superannuation Fund

General Ledger

As at 30 June 2021

Transaction Date	Description	Units	Debit	Credit	Balance \$
13/05/2021	sell BHP		1,686.55		70,208.10 DR
13/05/2021	Sell BSL		32,184.24		102,392.34 DR
17/05/2021	buy WPL			2,822.46	99,569.88 DR
17/05/2021	sell QAN		15,075.10		114,644.98 DR
17/05/2021	sell CTD		13,448.25		128,093.23 DR
18/05/2021	buy BSL			24,907.02	103,186.21 DR
19/05/2021	buy ECX			7,979.15	95,207.06 DR
19/05/2021	buy QAN			15,136.00	80,071.06 DR
19/05/2021	buy WPL			12,102.73	67,968.33 DR
19/05/2021	buy HVN			5,056.29	62,912.04 DR
24/05/2021	buy CTD			12,149.50	50,762.54 DR
28/05/2021	buy APX			296.09	50,466.45 DR
31/05/2021	sell CTD		14,163.72		64,630.17 DR
01/06/2021	buy VVA			177.40	64,452.77 DR
01/06/2021	buy APX			11,816.55	52,636.22 DR
02/06/2021	sell CSL		10,316.80		62,953.02 DR
03/06/2021	buy NCM			788.30	62,164.72 DR
03/06/2021	buy VVA			2,843.69	59,321.03 DR
03/06/2021	sell BAP		3,142.82		62,463.85 DR
03/06/2021	buy COE			4,021.78	58,442.07 DR
03/06/2021	buy QAN			1,360.08	57,081.99 DR
03/06/2021	buy WEB			875.94	56,206.05 DR
04/06/2021	portfolio fee			92.90	56,113.15 DR
04/06/2021	adviser fee			380.90	55,732.25 DR
07/06/2021	sell BAP		1,893.85		57,626.10 DR
07/06/2021	buy WEB			11,252.74	46,373.36 DR
07/06/2021	buy NCM			9,178.03	37,195.33 DR
07/06/2021	buy QAN			3,679.07	33,516.26 DR
11/06/2021	buy WPL			1,563.13	31,953.13 DR
16/06/2021	buy WPL			3,481.54	28,471.59 DR
16/06/2021	buy WEB			5,019.99	23,451.60 DR
16/06/2021	buy SXY			7,080.00	16,371.60 DR
18/06/2021	sell PBH		6,713.13		23,084.73 DR
21/06/2021	buy AD8			7.80	23,076.93 DR
23/06/2021	buy AD8			7,466.21	15,610.72 DR
25/06/2021	WBC div		867.68		16,478.40 DR
			<b>883,596.88</b>	<b>984,256.94</b>	<b>16,478.40 DR</b>
<b>Distributions Receivable (61800)</b>					
<u>APA Group (APA.AX2)</u>					
29/06/2021	APA dist		22.74		22.74 DR
			<b>22.74</b>		<b>22.74 DR</b>
<u>Lendlease Group (LLC.AX2)</u>					
01/07/2020	Opening Balance				41.26 DR
15/09/2020	LLC distribution			41.26	0.00 DR
				<b>41.26</b>	<b>0.00 DR</b>
<b>Sundry Debtors (68000)</b>					

# GD & LA Edwards Superannuation Fund

## General Ledger

As at 30 June 2021

Transaction Date	Description	Units	Debit	Credit	Balance \$
<u>Sundry Debtors (68000)</u>					
01/07/2020	Opening Balance				26,962.45 DR
01/07/2020	NAB shares sale from 2020 year			26,962.45	0.00 DR
				<b>26,962.45</b>	<b>0.00 DR</b>
<u>Shares in Listed Companies (Australian) (77600)</u>					
<u>Audinate Group Limited (AD8.AX)</u>					
21/06/2021	buy AD8	1.00	7.80		7.80 DR
23/06/2021	buy AD8	957.00	7,466.21		7,474.01 DR
30/06/2021	Revaluation - 30/06/2021 @ \$8.130000 (System Price) - 958.000000 Units on hand		314.53		7,788.54 DR
		<b>958.00</b>	<b>7,788.54</b>		<b>7,788.54 DR</b>
<u>Aristocrat Leisure Limited (ALL.AX)</u>					
01/07/2020	Opening Balance	575.00			14,662.50 DR
01/07/2020	Revaluation - 01/07/2020 @ \$25.360000 (System Price) - 575.000000 Units on hand			80.50	14,582.00 DR
28/04/2021	sell ALL	(575.00)		14,896.49	314.49 CR
28/04/2021	Unrealised Gain writeback as at 28/04/2021		233.99		80.50 CR
12/05/2021	Revaluation - 12/05/2021 @ \$0.000000 - 0.000000 Units on hand		80.50		0.00 DR
		<b>0.00</b>	<b>314.49</b>	<b>14,976.99</b>	<b>0.00 DR</b>
<u>Ansell Limited - Ordinary Fully Paid (ANN.AX)</u>					
22/02/2021	buy ANN	250.00	10,017.81		10,017.81 DR
17/03/2021	buy ANN	10.00	374.79		10,392.60 DR
19/03/2021	buy ANN	123.00	4,609.84		15,002.44 DR
12/05/2021	Revaluation - 12/05/2021 @ \$40.620000 (System Price) - 383.000000 Units on hand		555.02		15,557.46 DR
30/06/2021	Revaluation - 30/06/2021 @ \$43.510000 (System Price) - 383.000000 Units on hand		1,106.87		16,664.33 DR
		<b>383.00</b>	<b>16,664.33</b>		<b>16,664.33 DR</b>
<u>Australia And New Zealand Banking Group Limited (ANZ.AX)</u>					
10/11/2020	buy ANZ	731.00	14,789.61		14,789.61 DR
11/11/2020	buy ANZ	4.00	82.86		14,872.47 DR
13/11/2020	buy ANZ	6.00	124.30		14,996.77 DR
18/11/2020	buy ANZ	696.00	15,312.39		30,309.16 DR
20/11/2020	buy ANZ	212.00	4,664.13		34,973.29 DR
10/02/2021	buy ANZ	249.00	6,180.51		41,153.80 DR
12/02/2021	buy ANZ	353.00	8,761.91		49,915.71 DR
20/04/2021	sell ANZ	(1,184.00)		27,746.76	22,168.95 DR
12/05/2021	Revaluation - 12/05/2021 @ \$26.920000 (System Price) - 1,067.000000 Units on hand		6,554.69		28,723.64 DR
30/06/2021	Revaluation - 30/06/2021 @ \$28.150000 (System Price) - 1,067.000000 Units on hand		1,312.41		30,036.05 DR
		<b>1,067.00</b>	<b>57,782.81</b>	<b>27,746.76</b>	<b>30,036.05 DR</b>
<u>Appen Limited (APX.AX)</u>					
28/05/2021	buy APX	22.00	296.09		296.09 DR
01/06/2021	buy APX	878.00	11,816.55		12,112.64 DR

# GD & LA Edwards Superannuation Fund

## General Ledger

As at 30 June 2021

Transaction Date	Description	Units	Debit	Credit	Balance \$
30/06/2021	Revaluation - 30/06/2021 @ \$13.600000 (System Price) - 900.000000 Units on hand		127.36		12,240.00 DR
		<b>900.00</b>	<b>12,240.00</b>		<b>12,240.00 DR</b>
<u>Avita Medical Inc. (AVH.AX)</u>					
08/03/2021	buy AVH	819.00	5,017.89		5,017.89 DR
28/04/2021	sell AVH	(819.00)		5,017.89	0.00 DR
		<b>0.00</b>	<b>5,017.89</b>	<b>5,017.89</b>	<b>0.00 DR</b>
<u>Bapcor Limited (BAP.AX)</u>					
30/04/2021	buy BAP	617.00	5,016.61		5,016.61 DR
12/05/2021	Revaluation - 12/05/2021 @ \$7.330000 (System Price) - 617.000000 Units on hand			494.00	4,522.61 DR
03/06/2021	sell BAP	(385.00)		3,130.30	1,392.31 DR
07/06/2021	sell BAP	(232.00)		1,886.31	494.00 CR
30/06/2021	Revaluation - 30/06/2021 @ \$0.000000 - 0.000000 Units on hand		494.00		0.00 DR
		<b>0.00</b>	<b>5,510.61</b>	<b>5,510.61</b>	<b>0.00 DR</b>
<u>BHP Group Limited (BHP.AX)</u>					
01/07/2020	Opening Balance	1,184.00			42,410.88 DR
22/10/2020	buy BHP	418.00	15,015.66		57,426.54 DR
03/11/2020	buy BHP	295.00	10,007.74		67,434.28 DR
01/12/2020	sell BHP	(917.00)		31,444.01	35,990.27 DR
01/12/2020	Unrealised Gain writeback as at 01/12/2020			3,620.10	32,370.17 DR
19/01/2021	buy BHP	101.00	4,641.61		37,011.78 DR
21/01/2021	buy BHP	228.00	10,478.08		47,489.86 DR
11/05/2021	sell BHP	(552.00)		22,138.29	25,351.57 DR
11/05/2021	Unrealised Gain writeback as at 11/05/2021			1,631.46	23,720.11 DR
12/05/2021	sell BHP	(3.00)		94.42	23,625.69 DR
12/05/2021	Unrealised Gain writeback as at 12/05/2021			8.87	23,616.82 DR
12/05/2021	Revaluation - 12/05/2021 @ \$51.000000 (System Price) - 754.000000 Units on hand		14,837.18		38,454.00 DR
13/05/2021	sell BHP	(33.00)		1,038.63	37,415.37 DR
13/05/2021	Unrealised Gain writeback as at 13/05/2021			97.53	37,317.84 DR
30/06/2021	Revaluation - 30/06/2021 @ \$48.570000 (System Price) - 721.000000 Units on hand			2,298.87	35,018.97 DR
		<b>721.00</b>	<b>54,980.27</b>	<b>62,372.18</b>	<b>35,018.97 DR</b>
<u>Bluescope Steel Limited (BSL.AX)</u>					
02/02/2021	buy BSL	34.00	578.61		578.61 DR
04/02/2021	buy BSL	558.00	9,495.93		10,074.54 DR
17/02/2021	buy BSL	135.00	2,449.96		12,524.50 DR
19/02/2021	buy BSL	305.00	5,535.08		18,059.58 DR
19/04/2021	buy BSL	364.00	7,778.36		25,837.94 DR
12/05/2021	Revaluation - 12/05/2021 @ \$22.570000 (System Price) - 1,396.000000 Units on hand		5,669.78		31,507.72 DR
13/05/2021	Sell BSL	(1,396.00)		25,837.94	5,669.78 DR
18/05/2021	buy BSL	1,146.00	24,907.02		30,576.80 DR
30/06/2021	Revaluation - 30/06/2021 @ \$21.960000			5,410.64	25,166.16 DR

# GD & LA Edwards Superannuation Fund

## General Ledger

As at 30 June 2021

Transaction Date	Description	Units	Debit	Credit	Balance \$
	(System Price) - 1,146.000000 Units on hand				
		<b>1,146.00</b>	<b>56,414.74</b>	<b>31,248.58</b>	<b>25,166.16 DR</b>
<u>Commonwealth Bank Of Australia. (CBA.AX)</u>					
01/07/2020	Opening Balance	1,000.00			69,420.00 DR
01/07/2020	Revaluation - 01/07/2020 @ \$69.880000 (System Price) - 1,000.000000 Units on hand		460.00		69,880.00 DR
17/11/2020	sell CBA	(209.00)		12,714.41	57,165.59 DR
17/11/2020	Unrealised Gain writeback as at 17/11/2020			1,983.07	55,182.52 DR
18/11/2020	sell CBA	(373.00)		22,318.86	32,863.66 DR
18/11/2020	Unrealised Gain writeback as at 18/11/2020			3,539.17	29,324.49 DR
19/11/2020	sell CBA	(58.00)		3,454.80	25,869.69 DR
19/11/2020	Unrealised Gain writeback as at 19/11/2020			550.33	25,319.36 DR
20/11/2020	sell CBA	(18.00)		1,072.18	24,247.18 DR
20/11/2020	Unrealised Gain writeback as at 20/11/2020			170.79	24,076.39 DR
12/02/2021	sell CBA	(342.00)		20,371.38	3,705.01 DR
12/02/2021	Unrealised Gain writeback as at 12/02/2021			3,245.03	459.98 DR
12/05/2021	Revaluation - 12/05/2021 @ \$0.000000 - 0.000000 Units on hand			459.98	0.00 DR
		<b>0.00</b>	<b>460.00</b>	<b>69,880.00</b>	<b>0.00 DR</b>
<u>Cooper Energy Limited (COE.AX)</u>					
03/06/2021	buy COE	14,814.00	4,021.78		4,021.78 DR
30/06/2021	Revaluation - 30/06/2021 @ \$0.260000 (System Price) - 14,814.000000 Units on hand			170.14	3,851.64 DR
		<b>14,814.00</b>	<b>4,021.78</b>	<b>170.14</b>	<b>3,851.64 DR</b>
<u>Cashrewards Limited (CRW.AX)</u>					
26/11/2020	buy CRW-H1	5,780.00	9,999.40		9,999.40 DR
13/01/2021	sell CRW	(5,780.00)		9,999.40	0.00 DR
		<b>0.00</b>	<b>9,999.40</b>	<b>9,999.40</b>	<b>0.00 DR</b>
<u>CSL Limited (CSL.AX)</u>					
01/07/2020	Opening Balance	69.00			19,803.00 DR
01/07/2020	Revaluation - 01/07/2020 @ \$284.400000 (System Price) - 69.000000 Units on hand			179.40	19,623.60 DR
25/08/2020	Buy CSL	85.00	25,113.98		44,737.58 DR
15/12/2020	sell CSL	(53.00)		15,659.31	29,078.27 DR
15/12/2020	Unrealised Gain writeback as at 15/12/2020		69.16		29,147.43 DR
12/05/2021	Revaluation - 12/05/2021 @ \$274.250000 (System Price) - 101.000000 Units on hand			1,448.18	27,699.25 DR
02/06/2021	sell CSL	(36.00)		10,614.32	17,084.93 DR
02/06/2021	Unrealised Gain writeback as at 02/06/2021		46.98		17,131.91 DR
30/06/2021	Revaluation - 30/06/2021 @ \$285.190000 (System Price) - 65.000000 Units on hand		1,405.44		18,537.35 DR
		<b>65.00</b>	<b>26,635.56</b>	<b>27,901.21</b>	<b>18,537.35 DR</b>
<u>Corporate Travel Management Limited (CTD.AX)</u>					
10/08/2020	Buy CTD	32.00	319.15		319.15 DR



# GD & LA Edwards Superannuation Fund

## General Ledger

As at 30 June 2021

Transaction Date	Description	Units	Debit	Credit	Balance \$
12/08/2020	Buy CTD	1,000.00	9,973.56		10,292.71 DR
07/09/2020	sell CTD	(1,032.00)		10,292.71	0.00 DR
02/02/2021	buy CTD	577.00	9,954.03		9,954.03 DR
15/03/2021	sell CTD	(577.00)		9,954.03	0.00 DR
13/04/2021	buy CTD	373.00	7,015.75		7,015.75 DR
13/04/2021	buy CTD	425.00	8,003.50		15,019.25 DR
12/05/2021	Revaluation - 12/05/2021 @ \$16.920000 (System Price) - 798.000000 Units on hand			1,517.09	13,502.16 DR
17/05/2021	sell CTD	(798.00)		15,019.25	1,517.09 CR
24/05/2021	buy CTD	693.00	12,149.50		10,632.41 DR
31/05/2021	sell CTD	(693.00)		12,149.50	1,517.09 CR
30/06/2021	Revaluation - 30/06/2021 @ \$0.000000 - 0.000000 Units on hand		1,517.09		0.00 DR
		<b>0.00</b>	<b>48,932.58</b>	<b>48,932.58</b>	<b>0.00 DR</b>
<u>Eclixp Group Limited (ECX.AX)</u>					
19/05/2021	buy ECX	3,841.00	7,979.15		7,979.15 DR
30/06/2021	Revaluation - 30/06/2021 @ \$2.270000 (System Price) - 3,841.000000 Units on hand		739.92		8,719.07 DR
		<b>3,841.00</b>	<b>8,719.07</b>		<b>8,719.07 DR</b>
<u>Elmo Software Limited (ELO.AX)</u>					
13/10/2020	buy ELO	1,207.00	7,491.28		7,491.28 DR
15/10/2020	buy ELO	404.00	2,507.44		9,998.72 DR
17/02/2021	sell ELO	(1,611.00)		9,998.72	0.00 DR
		<b>0.00</b>	<b>9,998.72</b>	<b>9,998.72</b>	<b>0.00 DR</b>
<u>Fortescue Metals Group Ltd (FMG.AX)</u>					
09/12/2020	buy FMG	65.00	1,411.44		1,411.44 DR
11/12/2020	buy FMG	303.00	6,579.42		7,990.86 DR
10/03/2021	Buy FMG	36.00	741.55		8,732.41 DR
11/03/2021	buy FMG	5.00	102.68		8,835.09 DR
12/03/2021	buy FMG	489.00	10,072.83		18,907.92 DR
15/03/2021	buy FMG	4.00	82.14		18,990.06 DR
19/04/2021	sell FMG	(11.00)		238.86	18,751.20 DR
21/04/2021	sell FMG	(370.00)		8,019.79	10,731.41 DR
11/05/2021	sell FMG	(521.00)		10,731.42	0.01 CR
12/05/2021	Revaluation - 12/05/2021 @ \$0.000000 - 0.000000 Units on hand		0.01		0.00 DR
		<b>0.00</b>	<b>18,990.07</b>	<b>18,990.07</b>	<b>0.00 DR</b>
<u>Harvey Norman Holdings Limited (HVN.AX)</u>					
17/12/2020	buy HVN	2,157.00	10,009.34		10,009.34 DR
12/05/2021	Revaluation - 12/05/2021 @ \$5.090000 (System Price) - 2,157.000000 Units on hand		969.79		10,979.13 DR
19/05/2021	buy HVN	970.00	5,056.29		16,035.42 DR
30/06/2021	Revaluation - 30/06/2021 @ \$5.480000 (System Price) - 3,127.000000 Units on hand		1,100.54		17,135.96 DR
		<b>3,127.00</b>	<b>17,135.96</b>		<b>17,135.96 DR</b>
<u>Jb Hi-fi Limited (JBH.AX)</u>					
09/12/2020	buy JBH	110.00	4,831.96		4,831.96 DR

# GD & LA Edwards Superannuation Fund

## General Ledger

As at 30 June 2021

Transaction Date	Description	Units	Debit	Credit	Balance \$
11/12/2020	buy JBH	120.00	5,271.22		10,103.18 DR
15/12/2020	buy JBH	1.00	46.35		10,149.53 DR
15/12/2020	buy JBH	113.00	5,016.59		15,166.12 DR
17/12/2020	buy JBH	107.00	4,959.68		20,125.80 DR
15/01/2021	sell JBH	(451.00)		20,125.80	0.00 DR
25/02/2021	buy JBH	207.00	10,009.75		10,009.75 DR
02/03/2021	buy JBH	184.00	8,026.00		18,035.75 DR
18/03/2021	sell JBH	(207.00)		10,009.75	8,026.00 DR
30/03/2021	sell JBH	(184.00)		8,026.00	0.00 DR
30/04/2021	buy JHB	174.00	7,982.50		7,982.50 DR
12/05/2021	Revaluation - 12/05/2021 @ \$46.600000 (System Price) - 174.000000 Units on hand		125.90		8,108.40 DR
30/06/2021	Revaluation - 30/06/2021 @ \$50.580000 (System Price) - 174.000000 Units on hand		692.52		8,800.92 DR
		<b>174.00</b>	<b>46,962.47</b>	<b>38,161.55</b>	<b>8,800.92 DR</b>
<u>Lendlease Group (LLC.AX2)</u>					
09/07/2020	Buy LLC	349.00	4,132.62		4,132.62 DR
10/07/2020	buy LLC	23.00	264.37		4,396.99 DR
10/07/2020	buy LLC	895.00	10,597.97		14,994.96 DR
16/02/2021	sell LLC	(709.00)		8,395.49	6,599.47 DR
18/02/2021	sell LLC	(558.00)		6,599.47	0.00 DR
		<b>0.00</b>	<b>14,994.96</b>	<b>14,994.96</b>	<b>0.00 DR</b>
<u>Magellan Financial Group Limited (MFG.AX)</u>					
02/12/2020	buy MFG	168.00	9,965.95		9,965.95 DR
15/12/2020	buy MFG	90.00	4,970.19		14,936.14 DR
24/12/2020	buy MFG	1.00	54.86		14,991.00 DR
30/12/2020	buy MFG	90.00	4,937.19		19,928.19 DR
12/01/2021	buy MFG	28.00	1,398.14		21,326.33 DR
14/01/2021	bug mfg	174.00	8,688.41		30,014.74 DR
24/02/2021	sell MFG	(312.00)		17,898.46	12,116.28 DR
24/02/2021	Unrealised Gain writeback as at 24/02/2021			0.01	12,116.27 DR
10/03/2021	sell MFG	(239.00)		12,116.28	0.01 CR
12/05/2021	Revaluation - 12/05/2021 @ \$0.000000 - 0.000000 Units on hand		0.01		0.00 DR
		<b>0.00</b>	<b>30,014.75</b>	<b>30,014.75</b>	<b>0.00 DR</b>
<u>Mesoblast Limited (MSB.AX)</u>					
21/09/2020	buy MSB	1,429.00	6,943.51		6,943.51 DR
06/10/2020	sell MSB	(1,429.00)		6,943.51	0.00 DR
		<b>0.00</b>	<b>6,943.51</b>	<b>6,943.51</b>	<b>0.00 DR</b>
<u>National Australia Bank Limited (NAB.AX)</u>					
17/11/2020	buy NAB	403.00	8,825.68		8,825.68 DR
19/11/2020	buy NAB	511.00	11,190.89		20,016.57 DR
10/02/2021	buy NAB	195.00	4,868.61		24,885.18 DR
12/02/2021	buy NAB	407.00	10,161.67		35,046.85 DR
12/05/2021	Revaluation - 12/05/2021 @ \$26.540000 (System Price) - 1,516.000000 Units on hand		5,187.79		40,234.64 DR
30/06/2021	Revaluation - 30/06/2021 @ \$26.220000			485.12	39,749.52 DR

# GD & LA Edwards Superannuation Fund

## General Ledger

As at 30 June 2021

Transaction Date	Description	Units	Debit	Credit	Balance \$
	(System Price) - 1,516.000000 Units on hand				
		<b>1,516.00</b>	<b>40,234.64</b>	<b>485.12</b>	<b>39,749.52 DR</b>
<u>Newcrest Mining Limited (NCM.AX)</u>					
03/06/2021	buy NCM	28.00	788.30		788.30 DR
07/06/2021	buy NCM	326.00	9,178.03		9,966.33 DR
30/06/2021	Revaluation - 30/06/2021 @ \$25.280000 (System Price) - 354.000000 Units on hand			1,017.21	8,949.12 DR
		<b>354.00</b>	<b>9,966.33</b>	<b>1,017.21</b>	<b>8,949.12 DR</b>
<u>Navigator Global Investments Limited (NGI.AX)</u>					
24/08/2020	Buy NGI	5.00	8.56		8.56 DR
26/08/2020	Buy NGI	5,785.00	9,902.76		9,911.32 DR
02/09/2020	Buy NGI	2.00	3.28		9,914.60 DR
04/09/2020	buy NGI	3,029.00	4,965.52		14,880.12 DR
22/02/2021	sell NGI	(8,821.00)		14,880.12	0.00 DR
		<b>0.00</b>	<b>14,880.12</b>	<b>14,880.12</b>	<b>0.00 DR</b>
<u>Nextdc Limited (NXT.AX)</u>					
01/12/2020	buy NXT	33.00	381.04		381.04 DR
03/12/2020	buy NXT	1,280.00	14,779.76		15,160.80 DR
12/01/2021	sell NXT	(1,313.00)		15,160.80	0.00 DR
26/04/2021	buy NXT	5.00	58.29		58.29 DR
28/04/2021	buy NXT	1,063.00	12,391.30		12,449.59 DR
12/05/2021	Revaluation - 12/05/2021 @ \$10.720000 (System Price) - 1,068.000000 Units on hand			1,000.63	11,448.96 DR
30/06/2021	Revaluation - 30/06/2021 @ \$11.860000 (System Price) - 1,068.000000 Units on hand		1,217.52		12,666.48 DR
		<b>1,068.00</b>	<b>28,827.91</b>	<b>16,161.43</b>	<b>12,666.48 DR</b>
<u>Oil Search Limited (OSH.AX)</u>					
01/07/2020	Opening Balance	5,000.00			15,850.00 DR
01/07/2020	Revaluation - 01/07/2020 @ \$3.190000 (System Price) - 5,000.000000 Units on hand		100.00		15,950.00 DR
26/11/2020	sell OSH	(5,000.00)		17,171.99	1,221.99 CR
26/11/2020	Unrealised Gain writeback as at 26/11/2020		1,321.99		100.00 DR
12/05/2021	Revaluation - 12/05/2021 @ \$0.000000 - 0.000000 Units on hand			100.00	0.00 DR
		<b>0.00</b>	<b>1,421.99</b>	<b>17,271.99</b>	<b>0.00 DR</b>
<u>Pointsbet Holdings Limited (PBH.AX)</u>					
04/05/2021	buy PBH	8.00	112.15		112.15 DR
06/05/2021	buy PBH	524.00	7,345.43		7,457.58 DR
12/05/2021	Revaluation - 12/05/2021 @ \$11.820000 (System Price) - 532.000000 Units on hand			1,169.34	6,288.24 DR
18/06/2021	sell PBH	(532.00)		7,457.58	1,169.34 CR
30/06/2021	Revaluation - 30/06/2021 @ \$0.000000 - 0.000000 Units on hand		1,169.34		0.00 DR
		<b>0.00</b>	<b>8,626.92</b>	<b>8,626.92</b>	<b>0.00 DR</b>
<u>Qantas Airways Limited (QAN.AX)</u>					
03/09/2020	Buy QAN	32.00	127.20		127.20 DR
07/09/2020	buy QAN	1,984.00	7,885.72		8,012.92 DR

# GD & LA Edwards Superannuation Fund

## General Ledger

As at 30 June 2021

Transaction Date	Description	Units	Debit	Credit	Balance \$
08/09/2020	buy QAN	515.00	1,981.46		9,994.38 DR
02/12/2020	buy QAN	902.00	5,019.07		15,013.45 DR
23/12/2020	sell QAN	(3,433.00)		15,013.45	0.00 DR
24/12/2020	buy QAN	1.00	4.93		4.93 DR
30/12/2020	buy QAN	2,012.00	9,929.76		9,934.69 DR
29/03/2021	buy QAN	1,372.00	7,019.20		16,953.89 DR
12/05/2021	Revaluation - 12/05/2021 @ \$4.500000 (System Price) - 3,385.000000 Units on hand			1,721.39	15,232.50 DR
17/05/2021	sell QAN	(3,385.00)		16,953.89	1,721.39 CR
19/05/2021	buy QAN	3,300.00	15,136.00		13,414.61 DR
03/06/2021	buy QAN	278.00	1,360.08		14,774.69 DR
07/06/2021	buy QAN	752.00	3,679.07		18,453.76 DR
30/06/2021	Revaluation - 30/06/2021 @ \$4.660000 (System Price) - 4,330.000000 Units on hand		1,724.04		20,177.80 DR
		<b>4,330.00</b>	<b>53,866.53</b>	<b>33,688.73</b>	<b>20,177.80 DR</b>
<u>Rhipe Limited (RHP.AX)</u>					
01/10/2020	buy RHP	5,076.00	10,072.48		10,072.48 DR
19/11/2020	sell RHP	(5,076.00)		10,072.48	0.00 DR
		<b>0.00</b>	<b>10,072.48</b>	<b>10,072.48</b>	<b>0.00 DR</b>
<u>RIO Tinto Limited (RIO.AX)</u>					
17/08/2020	Buy Rio	43.00	4,334.57		4,334.57 DR
18/08/2020	Buy Rio	1.00	102.27		4,436.84 DR
18/08/2020	Buy Rio	253.00	25,503.39		29,940.23 DR
02/12/2020	sell RIO	(297.00)		29,940.23	0.00 DR
02/12/2020	Unrealised Gain writeback as at 02/12/2020			0.01	0.01 CR
17/03/2021	buy RIO	95.00	10,591.64		10,591.63 DR
19/03/2021	buy RIO	84.00	9,365.24		19,956.87 DR
11/05/2021	sell RIO	(179.00)		19,956.88	0.01 CR
12/05/2021	Revaluation - 12/05/2021 @ \$0.000000 - 0.000000 Units on hand		0.01		0.00 DR
		<b>0.00</b>	<b>49,897.12</b>	<b>49,897.12</b>	<b>0.00 DR</b>
<u>Sonic Healthcare Limited (SHL.AX)</u>					
01/07/2020	Opening Balance	439.00			13,358.77 DR
01/07/2020	Revaluation - 01/07/2020 @ \$30.320000 (System Price) - 439.000000 Units on hand			48.29	13,310.48 DR
12/10/2020	sell SHL	(439.00)		9,977.79	3,332.69 DR
12/10/2020	Unrealised Gain writeback as at 12/10/2020			3,380.98	48.29 CR
04/03/2021	buy SHL	67.00	2,096.35		2,048.06 DR
08/03/2021	buy SHL	413.00	12,922.31		14,970.37 DR
27/04/2021	sell SHL	(480.00)		15,018.66	48.29 CR
12/05/2021	Revaluation - 12/05/2021 @ \$0.000000 - 0.000000 Units on hand		48.29		0.00 DR
		<b>0.00</b>	<b>15,066.95</b>	<b>28,425.72</b>	<b>0.00 DR</b>
<u>Santos Limited (STO.AX)</u>					
01/07/2020	Opening Balance	1,832.00			9,709.60 DR
01/07/2020	Revaluation - 01/07/2020 @ \$5.280000 (System Price) - 1,832.000000 Units on hand			36.64	9,672.96 DR

# GD & LA Edwards Superannuation Fund

## General Ledger

As at 30 June 2021

Transaction Date	Description	Units	Debit	Credit	Balance \$
04/09/2020	sell STO	(1,711.00)		9,386.60	286.36 DR
04/09/2020	Unrealised Gain writeback as at 04/09/2020		318.30		604.66 DR
08/09/2020	sell STO	(121.00)		663.81	59.15 CR
08/09/2020	Unrealised Gain writeback as at 08/09/2020		22.51		36.64 CR
26/11/2020	buy STO	1,426.00	9,020.05		8,983.41 DR
04/03/2021	sell STO	(1,426.00)		9,020.05	36.64 CR
12/05/2021	Revaluation - 12/05/2021 @ \$0.000000 - 0.000000 Units on hand		36.64		0.00 DR
		<b>0.00</b>	<b>9,397.50</b>	<b>19,107.10</b>	<b>0.00 DR</b>
<u>Super Retail Group Limited (SUL.AX)</u>					
12/01/2021	buy SUL	56.00	646.28		646.28 DR
13/01/2021	buy SUL	531.00	5,826.46		6,472.74 DR
14/01/2021	buy SUL	305.00	3,519.91		9,992.65 DR
18/02/2021	buy SUL	679.00	8,020.61		18,013.26 DR
12/05/2021	Revaluation - 12/05/2021 @ \$11.910000 (System Price) - 1,571.000000 Units on hand		697.35		18,710.61 DR
30/06/2021	Revaluation - 30/06/2021 @ \$12.910000 (System Price) - 1,571.000000 Units on hand		1,571.00		20,281.61 DR
		<b>1,571.00</b>	<b>20,281.61</b>		<b>20,281.61 DR</b>
<u>Senex Energy Limited (SXY.AX)</u>					
20/01/2021	buy SXY	27,777.00	10,021.71		10,021.71 DR
23/03/2021	1 for 8 share consolidation of SXY.AX	(24,304.00)			10,021.71 DR
12/05/2021	Revaluation - 12/05/2021 @ \$2.930000 (System Price) - 3,473.000000 Units on hand		154.18		10,175.89 DR
16/06/2021	buy SXY	1,979.00	7,080.00		17,255.89 DR
30/06/2021	Revaluation - 30/06/2021 @ \$3.430000 (System Price) - 5,452.000000 Units on hand		1,444.47		18,700.36 DR
		<b>5,452.00</b>	<b>18,700.36</b>		<b>18,700.36 DR</b>
<u>Sezzle Inc. (SZL.AX)</u>					
13/10/2020	buy SZL	1.00	8.28		8.28 DR
15/10/2020	buy SZL	1,168.00	9,668.71		9,676.99 DR
16/10/2020	buy SZL	40.00	326.62		10,003.61 DR
19/11/2020	sell SZL	(616.00)		5,099.25	4,904.36 DR
14/01/2021	buy SZL	31.00	216.17		5,120.53 DR
18/01/2021	buy SZL	686.00	4,783.79		9,904.32 DR
19/01/2021	buy SZL	690.00	5,167.37		15,071.69 DR
12/02/2021	sell SZL	(847.00)		6,806.55	8,265.14 DR
16/02/2021	sell SZL	(1,153.00)		8,265.14	0.00 DR
20/04/2021	buy SZL	1,534.00	13,861.11		13,861.11 DR
22/04/2021	buy SZL	226.00	2,042.12		15,903.23 DR
12/05/2021	Revaluation - 12/05/2021 @ \$7.550000 (System Price) - 1,760.000000 Units on hand			2,615.23	13,288.00 DR
30/06/2021	Revaluation - 30/06/2021 @ \$8.810000 (System Price) - 1,760.000000 Units on hand		2,217.60		15,505.60 DR
		<b>1,760.00</b>	<b>38,291.77</b>	<b>22,786.17</b>	<b>15,505.60 DR</b>
<u>Tyro Payments Limited (TYR.AX)</u>					

# GD & LA Edwards Superannuation Fund

## General Ledger

As at 30 June 2021

Transaction Date	Description	Units	Debit	Credit	Balance \$
28/09/2020	buy TYR	2,038.00	6,975.86		6,975.86 DR
17/11/2020	buy TYR	396.00	1,581.34		8,557.20 DR
19/11/2020	buy TYR	353.00	1,409.62		9,966.82 DR
30/12/2020	buy TYR	1,555.00	4,914.07		14,880.89 DR
15/01/2021	sell TYR	(571.00)		2,280.16	12,600.73 DR
15/01/2021	buy TYR	3,400.00	9,983.99		22,584.72 DR
19/01/2021	sell TYR	(7,171.00)		22,584.72	0.00 DR
20/04/2021	buy TYR	4,031.00	15,922.21		15,922.21 DR
22/04/2021	buy TYR	544.00	2,148.78		18,070.99 DR
12/05/2021	Revaluation - 12/05/2021 @ \$3.750000 (System Price) - 4,575.000000 Units on hand			914.74	17,156.25 DR
30/06/2021	Revaluation - 30/06/2021 @ \$3.680000 (System Price) - 4,575.000000 Units on hand			320.25	16,836.00 DR
		<b>4,575.00</b>	<b>42,935.87</b>	<b>26,099.87</b>	<b>16,836.00 DR</b>
<u>Viva Leisure Limited (VVA.AX)</u>					
01/06/2021	buy VVA	74.00	177.40		177.40 DR
03/06/2021	buy VVA	1,354.00	2,843.69		3,021.09 DR
30/06/2021	Revaluation - 30/06/2021 @ \$1.640000 (System Price) - 1,428.000000 Units on hand			679.17	2,341.92 DR
		<b>1,428.00</b>	<b>3,021.09</b>	<b>679.17</b>	<b>2,341.92 DR</b>
<u>Westpac Banking Corporation (WBC.AX)</u>					
18/11/2020	buy WBC	514.00	9,988.61		9,988.61 DR
02/12/2020	buy WBC	247.00	5,008.92		14,997.53 DR
11/01/2021	buy WBC	116.00	2,355.63		17,353.16 DR
12/01/2021	buy WBC	176.00	3,623.34		20,976.50 DR
13/01/2021	buy WBC	365.00	7,412.12		28,388.62 DR
14/01/2021	buy WBC	78.00	1,605.80		29,994.42 DR
12/05/2021	Revaluation - 12/05/2021 @ \$25.770000 (System Price) - 1,496.000000 Units on hand		8,557.50		38,551.92 DR
30/06/2021	Revaluation - 30/06/2021 @ \$25.810000 (System Price) - 1,496.000000 Units on hand		59.84		38,611.76 DR
		<b>1,496.00</b>	<b>38,611.76</b>		<b>38,611.76 DR</b>
<u>Westpac Banking Corporation (WBCPG.AX)</u>					
01/07/2020	Opening Balance	415.00			42,454.50 DR
01/07/2020	Revaluation - 01/07/2020 @ \$102.000000 (System Price) - 415.000000 Units on hand			124.50	42,330.00 DR
25/09/2020	sell WBCPG	(415.00)		41,500.00	830.00 DR
25/09/2020	Unrealised Gain writeback as at 25/09/2020			954.50	124.50 CR
12/05/2021	Revaluation - 12/05/2021 @ \$0.000000 - 0.000000 Units on hand		124.50		0.00 DR
		<b>0.00</b>	<b>124.50</b>	<b>42,579.00</b>	<b>0.00 DR</b>
<u>Webjet Limited (WEB.AX)</u>					
26/08/2020	Buy WEB	2,219.00	7,913.97		7,913.97 DR
03/09/2020	sell WEB	(135.00)		481.47	7,432.50 DR
07/09/2020	sell WEB	(2,084.00)		7,432.50	0.00 DR
16/09/2020	buy WEB	1,272.00	5,020.95		5,020.95 DR
17/11/2020	buy WEB	1.00	5.19		5,026.14 DR

## GD & LA Edwards Superannuation Fund

# General Ledger

As at 30 June 2021

Transaction Date	Description	Units	Debit	Credit	Balance \$
19/11/2020	buy WEB	1,153.00	5,987.10		11,013.24 DR
21/12/2020	sell WEB	(1,651.00)		7,954.09	3,059.15 DR
23/12/2020	sell WEB	(775.00)		3,059.15	0.00 DR
24/12/2020	buy WEB	86.00	440.95		440.95 DR
30/12/2020	buy WEB	1,855.00	9,511.27		9,952.22 DR
24/02/2021	buy WEB	126.00	697.93		10,650.15 DR
26/02/2021	buy WEB	775.00	4,292.81		14,942.96 DR
15/03/2021	sell WEB	(2,842.00)		14,942.96	0.00 DR
03/06/2021	buy WEB	163.00	875.94		875.94 DR
07/06/2021	buy WEB	2,094.00	11,252.74		12,128.68 DR
16/06/2021	buy WEB	980.00	5,019.99		17,148.67 DR
30/06/2021	Revaluation - 30/06/2021 @ \$4.910000 (System Price) - 3,237.000000 Units on hand			1,255.00	15,893.67 DR
		<b>3,237.00</b>	<b>51,018.84</b>	<b>35,125.17</b>	<b>15,893.67 DR</b>
<u>Worley Limited (WOR.AX)</u>					
12/08/2020	Buy Worley	1,742.00	15,107.89		15,107.89 DR
08/09/2020	buy WOR	1,034.00	10,036.59		25,144.48 DR
07/10/2020	sell WOR	(1,313.00)		12,456.28	12,688.20 DR
02/12/2020	buy WOR	385.00	5,015.44		17,703.64 DR
09/12/2020	sell WOR	(723.00)		7,946.82	9,756.82 DR
11/12/2020	sell WOR	(1,125.00)		9,756.82	0.00 DR
		<b>0.00</b>	<b>30,159.92</b>	<b>30,159.92</b>	<b>0.00 DR</b>
<u>Woodside Petroleum Ltd (WPL.AX)</u>					
26/11/2020	buy WPL	395.00	9,008.24		9,008.24 DR
01/03/2021	sell WPL	(395.00)		9,008.24	0.00 DR
17/05/2021	buy WPL	125.00	2,822.46		2,822.46 DR
19/05/2021	buy WPL	536.00	12,102.73		14,925.19 DR
11/06/2021	buy WPL	66.00	1,563.13		16,488.32 DR
16/06/2021	buy WPL	147.00	3,481.54		19,969.86 DR
30/06/2021	Revaluation - 30/06/2021 @ \$22.210000 (System Price) - 874.000000 Units on hand			558.32	19,411.54 DR
		<b>874.00</b>	<b>28,978.10</b>	<b>9,566.56</b>	<b>19,411.54 DR</b>
<u>Stapled Securities (78000)</u>					
<u>APA Group (APA.AX2)</u>					
04/03/2021	buy APA	785.00	7,252.10		7,252.10 DR
08/03/2021	buy APA	574.00	5,302.81		12,554.91 DR
12/05/2021	Revaluation - 12/05/2021 @ \$9.640000 (System Price) - 1,359.000000 Units on hand		545.85		13,100.76 DR
30/06/2021	Revaluation - 30/06/2021 @ \$8.900000 (System Price) - 1,359.000000 Units on hand			1,005.66	12,095.10 DR
		<b>1,359.00</b>	<b>13,100.76</b>	<b>1,005.66</b>	<b>12,095.10 DR</b>
<u>Waypoint Reit (WPR.AX)</u>					
26/08/2020	Buy WPR	3,755.00	10,010.19		10,010.19 DR
02/09/2020	buy WPR	551.00	1,477.31		11,487.50 DR
04/09/2020	buy WPR	1,298.00	3,480.13		14,967.63 DR
12/01/2021	sell WPR (Auto reprocessed due to distribution entered / deleted on	(5,604.00)		14,967.63	0.00 DR

# GD & LA Edwards Superannuation Fund

## General Ledger

As at 30 June 2021

Transaction Date	Description	Units	Debit	Credit	Balance \$
	26/02/2021)				
		<b>0.00</b>	<b>14,967.63</b>	<b>14,967.63</b>	<b>0.00 DR</b>
<b>Units in Unlisted Unit Trusts (Australian) (78400)</b>					
<u>Edwards Family Unit Trust (EDWA.AX)</u>					
01/07/2020	Opening Balance	527,919.62			528,612.78 DR
		<b>527,919.62</b>			<b>528,612.78 DR</b>
<b>Income Tax Payable/Refundable (85000)</b>					
<u>Income Tax Payable/Refundable (85000)</u>					
01/07/2020	Opening Balance				4,836.50 DR
22/04/2021	ATO003000014672403ATO 012721			4,836.50	0.00 DR
12/05/2021	Create Entries - Franking Credits Adjustment - 12/05/2021		3,098.21		3,098.21 DR
30/06/2021	Create Entries - Franking Credits Adjustment - 30/06/2021		371.86		3,470.07 DR
			<b>3,470.07</b>	<b>4,836.50</b>	<b>3,470.07 DR</b>
<b>PAYG Instalment Payable (86000)</b>					
<u>PAYG Instalment Payable (86000)</u>					
01/07/2020	Opening Balance				1,288.00 CR
02/07/2020	INTERNET BILL PAYMNT INTERNET BPAY TAX OFFICE PAYMENTS 507454120595160		1,288.00		0.00 DR
			<b>1,288.00</b>		<b>0.00 DR</b>
<b>Loan - Edwards Family Unit Trust (88009)</b>					
<u>Loan - Edwards Family Unit Trust (88009)</u>					
01/07/2020	Opening Balance				3,725.06 CR
14/12/2020	INTERNET TRANSFER ONLINE V0936635826 trist EDWARDS SUPR		1,333.15		2,391.91 CR
30/06/2021	Balance of unit trust profit		659.33		1,732.58 CR
			<b>1,992.48</b>		<b>1,732.58 CR</b>
<b>Total Debits:</b>			<b>3,923,063.79</b>		
<b>Total Credits:</b>				<b>3,923,063.79</b>	



**GD & LA Edwards Superannuation Fund**  
**Statement of Financial Position**

As at 30 June 2021

	Note	2021 \$	2020 \$
<b>Assets</b>			
<b>Investments</b>			
Shares in Listed Companies (Australian)	2	413,084.37	227,669.25
Stapled Securities	3	12,095.10	0.00
Units in Unlisted Unit Trusts (Australian)	4	528,612.78	528,612.78
<b>Total Investments</b>		<u>953,792.25</u>	<u>756,282.03</u>
<b>Other Assets</b>			
Sundry Debtors		0.00	26,962.45
Cash at Bank		2,649.55	664.03
Nabtrade - Cash Account		72.54	72.54
Ord Minnett Cash Account		16,478.40	117,138.46
NABTRADE High Int 1755053-005		31.05	31.05
Distributions Receivable		22.74	41.26
Income Tax Refundable		3,470.07	4,836.50
<b>Total Other Assets</b>		<u>22,724.35</u>	<u>149,746.29</u>
<b>Total Assets</b>		<u>976,516.60</u>	<u>906,028.32</u>
Less:			
<b>Liabilities</b>			
PAYG Instalment Payable		0.00	1,288.00
Loan - Edwards Family Unit Trust		1,732.58	3,725.06
<b>Total Liabilities</b>		<u>1,732.58</u>	<u>5,013.06</u>
<b>Net assets available to pay benefits</b>		<u>974,784.02</u>	<u>901,015.26</u>
Represented by:			
<b>Liability for accrued benefits allocated to members' accounts</b>	6, 7		
Edwards, Gary - Accumulation		0.00	91,558.81
Edwards, Gary - Pension (Pension)		0.00	693,602.27
Edwards, Gary - Pension (Account Based Pension 3)		844,928.11	0.00
Edwards, Lynette - Accumulation		0.00	115,854.18
Edwards, Lynette - Pension (Account Based Pension)		129,855.91	0.00
<b>Total Liability for accrued benefits allocated to members' accounts</b>		<u>974,784.02</u>	<u>901,015.26</u>

*The accompanying notes form part of these financial statements.*

GD & LA Edwards Superannuation Fund

# Operating Statement

For the year ended 30 June 2021

	Note	2021 \$	2020 \$
<b>Income</b>			
<b>Investment Income</b>			
Trust Distributions	10	17,106.01	17,723.64
Dividends Received	9	9,482.75	11,221.15
Interest Received		1.33	136.92
<b>Investment Gains</b>			
Changes in Market Values	11	106,146.65	(1,709.68)
<b>Contribution Income</b>			
Personal Concessional		0.00	600.00
Personal Non Concessional		0.00	2,000.00
Other Contributions		1,000.00	500.00
<b>Total Income</b>		<u>133,736.74</u>	<u>30,472.03</u>
<b>Expenses</b>			
Accountancy Fees		3,210.00	6,175.00
ATO Supervisory Levy		259.00	518.00
Auditor's Remuneration		330.00	869.00
ASIC Fees		55.00	54.00
Advisor Fees		4,163.45	3,955.56
Investment Expenses		1,052.69	1,005.32
Insurance		320.00	320.00
		<u>9,390.14</u>	<u>12,896.88</u>
<b>Member Payments</b>			
Pensions Paid		54,047.91	52,841.33
<b>Total Expenses</b>		<u>63,438.05</u>	<u>65,738.21</u>
<b>Benefits accrued as a result of operations before income tax</b>		<u>70,298.69</u>	<u>(35,266.18)</u>
Income Tax Expense	12	(3,470.07)	315.50
<b>Benefits accrued as a result of operations</b>		<u>73,768.76</u>	<u>(35,581.68)</u>

The accompanying notes form part of these financial statements.

## GD & LA Edwards Superannuation Fund

# Fund Summary Report

As at 30 June 2021

### Fund Details

Date Formed: 09/05/1994

Tax File Number: Provided

ABN: 50745412059

Period: 01/07/2020 - 30/06/2021

Fund Type: SMSF

GST Registered: No

### Postal Address:

31 Spowers Street  
Bongaree, Queensland 4507

### Physical Address:

31 Spowers Street  
Bongaree, Queensland 4507

### Members

Number of Members: 2

Name	Age	Member Accounts	Pension Accounts	Tax File Number	Beneficiary Details
Edwards, Gary	64	4	3	Provided	Provided
Edwards, Lynette	60	3	2	Provided	Provided

### Fund Relationships

Relationship Type	Contact
Accountant	Sam Greco & Co Chartered Accountants
Accountant/Bookkeeper	Sam Greco & Co Chartered Accountants
Auditor	Super Audits Pty Ltd
Auditor	Boys, Anthony
Fund Contact	Edwards, Gary
Investment Advisor	Ord Minnett
Tax Agent	Sam Greco & Co Chartered Accountants
Tax Agent	Greco, Sam
Trustee	G.D.E. Nominees Pty Ltd Edwards, Gary Edwards, Lynette