

JOHNSON SUPERANNUATION FUND

QUERIES 2020

	<u>Page</u>
1. Fixed Interest Securities - Statements 2019/2020	1 - 4
2. Holding Statements 30 June 2020 – InCapital Portfolio Listed Securities	5 - 29
3. Holding Statements 30 June 2020 – Macquarie Managed Investments	30 - 32
4. Closing Balance 30.6.20 – Macquarie Cash Account	33
5. Closing Balance 30.6.20 – DDH Graham Cash Account	34
6. Closing Balance 30.6.20 – Halifax AUD	36
7. Closing Balance 30.6.20 – Halifax USD	36
8. Administration Fees	
- Adviser Fees	41
- Class Admin Fees	42
- WRAP SOLUTIONS Admin Fee (MACQUARIE)	38-39

JOHNSON SUPER FUND
YEAR ENDED 30 JUNE 2020

INCAPITAL PORTFOLIO - Fixed Interest Securities

	Units Held	As Per InCapital	As Per ABX
	<u>30.06.2020</u>	Fin Statements	Market Value
		Market Value	Market Value
		<u>30.06.2020</u>	<u>30.06.2020</u>
<u>Australian Bond Exchange</u>			
Next DC Limited Bond	250	25995.00	25548.25
Centuria Capital No2 Fund	400	40000.00	40393.60
		<u>65995.00</u>	<u>65941.85</u>
		InCapital Mkt Val used in Fin Statements	

NOTE: For 2020 Year we relied on InCapital Financial Statements for Market Value of Investments

Johnson Super Fund Portfolio

Portfolio Summary

This is a portfolio snapshot at June 30, 2020, 5:47 pm.

Total bond face value : \$ 65,000.00
Total bond capital value : \$ 65,450.00
Total accrued interest : \$ 491.85

Total market value : \$ 65,941.85

Valuations Disclaimer

The information and material presented in the attached report (the "Report") are provided to you for informational purposes only and are not to be used or considered as an offer or a solicitation to sell or an offer or solicitation to buy or subscribe for securities or other financial instruments or any advice or recommendation with respect to such securities or other financial instruments. Neither Australian Bond Exchange Pty Ltd ("ABX") nor any of its affiliates makes any representation or warranty or guarantee as to the completeness, accuracy, timeliness or suitability of any information contained within any part of the Report nor that it is free from error. ABX does not accept any liability (whether in contract, tort or otherwise howsoever and whether or not they have been negligent) for any loss or damage (including, without limitation, loss of profit), which may arise directly or indirectly from use of or reliance on such information. Whilst the information provided has been obtained from sources believed to be reliable, neither ABX nor any of its affiliates attests to its accuracy or completeness. ABX reserves the right to change any source without restriction or notice. The values quoted for any particular investment are indicative only and are subject to change.

Past performance should not be taken as an indication or guarantee of future performance and no representation or warranty, express or implied, is made regarding future performance. Opinions and/or estimates reflect a judgment at the original date of publication by us and are subject to change without notice. The price of, value of and income from any of the securities or financial instruments mentioned in the Report can fall as well as rise. Foreign currency-denominated securities and financial instruments are subject to fluctuations in exchange rates that may have a positive or adverse effect on the value, price or income of such securities or financial instruments. Investors in securities, the values of which are influenced by currency volatility, effectively assume this risk.

Securities are ordinarily valued at mid-market prices or yields as at end of the specified valuation day. Equity prices are as at close of business on the valuation day or most recently available price. Where prices for the same security vary at different price sources, ABX maintains the right to choose which pricing source to rely on. Where, in the opinion of ABX, an investment is not readily realisable then it shall be valued at such fair valuation as may be determined on each occasion by ABX. It may be difficult to deal in any such investment or to obtain reliable information about its value from an independent source and therefore the valuation determined by ABX may not be the precise value at which the investment may be sold. Security pricing may vary from actual liquidation value, and custodial statements. Prices shown should only be used as a general guide to portfolio value. Cash shown in the Report may not necessarily be available for investment due to unsettled transactions against your account.

The cost basis for individual lots of securities is maintained according to either a first-in, first-out or an average cost methodology, including commission. Unit cost is calculated as total cost for all lots of each security divided by total quantity. Assumed CPI is the RBA target rate of 2.5%. Notional realised gains may arise in the Report for securities not denominated in the reporting currency, via notional foreign exchange gains that do not relate to actual cash movements. The notional foreign exchange gains arise through the foreign exchange rate applied to the trades on the purchase and sale dates, and will affect the translated gain at the rates held in the relevant system. This notional realised gain, against the reporting currency, forms part of total realised gain recognised in the Report.

Positions are reflected as of trade date and may differ from account statements, which reflect positions as of settlement date. ABX does not accept any responsibility or liability for information provided by third parties. Official confirmation of portfolio holdings with these parties and issues arising from information they have provided must be addressed directly with them.

ABX is authorised by the Australian Securities and Investments Commission for the conduct of investment business in Australia (AFSL 484453). If you have any questions regarding the Report, please contact your Australian Bond Exchange Advisor.

Current Bonds:

ISIN	Security	Maturity Date	Face Value	Coupon Rate	Capital Value	Accrued Interest	Market Value
AU3CB0244358	NextDC 6.25 09/06/21	2021-06-09	\$25,000	6.25%	\$25,450.00	\$98.25	\$25,548.25
AU3CB0271898	Centuria 5.0 21/04/24	2024-04-21	\$40,000	5.0%	\$40,000.00	\$393.60	\$40,393.60

Coupon Payments over the past year

Coupon Date	ISIN	Security	Face Value	Coupon Total
2019-10-14	AU3CB0243749	Centuria 7.0 21/04/21	\$25,000	\$336.46
2019-10-21	AU3CB0243749	Centuria 7.0 21/04/21	\$15,000	\$525.00
2020-04-21	AU3CB0243749	Centuria 7.0 21/04/21	\$40,000	\$1,400.00
2019-06-09	AU3CB0244358	NextDC 6.25 09/06/21	\$25,000	\$781.25
2019-12-09	AU3CB0244358	NextDC 6.25 09/06/21	\$25,000	\$781.25
2020-06-09	AU3CB0244358	NextDC 6.25 09/06/21	\$25,000	\$781.25
2019-11-21	AU3CB0248847	QMS Media 7.0 21/11/22	\$25,000	\$875.00
2020-02-21	AU3CB0248847	QMS Media 7.0 21/11/22	\$25,000	\$437.50
2020-04-22	AU3CB0271898	Centuria 5.0 21/04/24	\$40,000	\$1,200.00
2019-06-26	AU3FN0026936	DDRAU BBSW+4.4 26Mar20	\$25,000	\$391.03
2019-09-26	AU3FN0026936	DDRAU BBSW+4.4 26Mar20	\$25,000	\$351.83
2019-12-27	AU3FN0026936	DDRAU BBSW+4.4 26Mar20	\$25,000	\$337.12
2020-03-26	AU3FN0026936	DDRAU BBSW+4.4 26Mar20	\$25,000	\$327.95

JOHNSON SUPER FUND
YEAR ENDED 30 JUNE 2020

INCAPITAL PORTFOLIO - LISTED SECURITIES

As Per Incapital
Fin Statements

	Holdings as at <u>30.06.2020</u>	Unit Price <u>30.06.2020</u>	Market Value <u>30.06.2020</u>
AMP	2000	1.855	3710
ANZ	1070	18.64	19944
BHP	375	35.82	13432
CGF	2470	4.41	10893
IEL	2817	15.49	43635
NAB	270	18.22	4919
NCM	686	31.53	21630
S32	375	2.04	765
SDA	3348	0.79	2644
SDA	4000	3.13	12520
TLS	702	17.95	12601
WBC	300	37.28	11184
WOW			47952
Au Unity Healthcare Prop Tst	26187.608	1.8311	47952
Au Unity Div Prop Fund	48109.303	1.0636	51169
AQR W'Sale Mgd Fund	25111	0.6954	17461
UBS Prop Sec Fund	18879	1.0746	20287
			<u>294746</u>

Document created: 13/09/2022 1:38 PM
Filter selected: X*****0717, All

Transactions

AMP LIMITED

Recent Transactions

Mr Ian Garry Johnson + Mrs Dianne Wolfinden X*****0717

FULLY PAID ORDINARY SHARES

Date	Transaction	Movement	Running balance
11/03/2016	CHESS DAILY MOVEMENT UP	+2000	2000

30/6/20

Running balance 2000

Transactions

AUSTRALIA and NEW ZEALAND BANKING GROUP

Recent Transactions

Mr Ian Garry Johnson + Mrs Dianne Wolfinden X*****0717

ORDINARY SHARES

Date	Transaction	Movement	Running balance
15/10/2015	CHESS DAILY MOVEMENT UP	+350	1070
3/01/2014	CHESS DAILY MOVEMENT UP	+215	720
3/08/2011	CHESS DAILY MOVEMENT UP	+240	505
2/12/2010	CHESS DAILY MOVEMENT UP	+265	265

30/6/20

Transactions

BHP GROUP LIMITED

Recent Transactions

Mr Ian Garry Johnson + Mrs Dianne Wolfinden X*****0717

ORDINARY FULLY PAID SHARES

Date	Transaction	Movement	Running balance
20/04/2011	CHESS DAILY MOVEMENT UP	+179	375
11/04/2011	CHESS DAILY MOVEMENT DOWN	-179	196
14/01/2009	CHESS DAILY MOVEMENT UP	+375	375

30/6/20

Transactions

CHALLENGER LIMITED

Recent Transactions

Mr Ian Garry Johnson + Mrs Dianne Wolfinden X*****0717

30/6/20

ORDINARY FULLY PAID UNITS

Date	Transaction	Movement	Running balance
14/11/2016	CHESS DAILY MOVEMENT UP	+470	2470
21/08/2015	CHESS DAILY MOVEMENT UP	+1000	2000
14/11/2014	CHESS DAILY MOVEMENT UP	+1000	1000



Balance History

Currency Australian Dollar

<< View:

IEL, X*****0717 (MR IAN GARRY JOHNSON + MRS DIANNE WOLFINDEN <JOHNSON SUPER A/C>)

Balance as at date (dd/mm/yyyy) 30/06/2020

Displaying Balance History as at 30 Jun 2020

HIN/SRN EMP ID	Security Code	Closing Price (AUD)	Total Balance	Tradeable Balance	Total Value (AUD)
X*****0717	IEL	15.49	2,817	2,817	43,635.33

Viewing 1 - 1 of 1

Total Value: \$ 43,635.33

Ask us now ^

Transactions

NATIONAL AUSTRALIA BANK LIMITED

Recent Transactions

Mr Ian Garry Johnson + Mrs Dianne Wolfinden X*****0717

ORDINARY FULLY PAID SHARES

Date	Transaction	Movement	Running balance
2/06/2020	SHARE PURCHASE PLAN	+270	270
25/05/2020	CHESS DAILY MOVEMENT DOWN	-968	0
15/10/2015	CHESS DAILY MOVEMENT UP	+320	968
11/06/2015	2015 RETAIL ENTITLEMENT ISSUE	+48	648
3/01/2014	CHESS DAILY MOVEMENT UP	+200	600
21/05/2013	CHESS DAILY MOVEMENT UP	+150	400
13/11/2009	CHESS DAILY MOVEMENT UP	+250	250

30/6/20



Transaction History

<< View:

NCM, X*****0717 (MR IAN GARRY JOHNSON + MRS DIANNE WOLFINDEN <JOHNSON SUPER A/C>)

Date range from (dd/mm/yyyy) to (dd/mm/yyyy)

Displaying Transaction History from 01 Jul 2019 to 21 Jun 2020

HIN/SRN EMP ID	Security Code	Date	Transaction	Change	Running Balance
X*****0717	NCM	05/06/2020	Share Purchase Plan	301	686

Viewing 1 - 1 of 1

30/6/20

Ask us now ^

21/06/2022

Transactions

SOUTH32 LIMITED

Recent Transactions

Mr Ian Garry Johnson + Mrs Dianne Wolfinden X*****0717

ORDINARY FULLY PAID SHARES

Date	Transaction	Movement	Running balance
24/05/2015	DEMERGER ALLOTMENT FROM BHP	+375	375

20/6/20



Balance History

Currency Australian Dollar ▾

<< View:

SDA, X*****0717 (MR IAN GARRY JOHNSON + MRS DIANNE WOLFINDEN <JOHNSON SUPER A/C>)

Balance as at date (dd/mm/yyyy) 30/06/2020 📅

Displaying Balance History as at 30 Jun 2020

HIN/SRN EMP ID	Security Code	Closing Price (AUD)	Total Balance	Tradeable Balance	Total Value (AUD)
X*****0717	SDA	0.79	3,348	3,348	2,644.92

Viewing 1 - 1 of 1

Total Value: \$ 2,644.92

Ask us now ^

15

TLS



Investor Centre

Balance History

Currency Australian Dollar

<< View:

TLS, X*****0717 (MR IAN GARRY JOHNSON + MRS DIANNE WOLFINDEN <JOHNSON SUPER A/C>)

Balance as at date (dd/mm/yyyy) 30/06/2020

Displaying Balance History as at 30 Jun 2020

HIN/SRN EMP ID	Security Code	Closing Price (AUD)	Total Balance	Tradeable Balance	Total Value (AUD)
X*****0717	TLS	3.13	4,000	4,000	12,520.00

30/6/20

Viewing 1 - 1 of 1
Total Value: \$ 12,520.00

Ask us now ^

21/06/2022, 11:0



Transaction History

<< View:

WBC, X*****0717 (MR IAN GARRY JOHNSON + MRS DIANNE WOLFINDEN <JOHNSON SUPER A/C>)


Date range from (dd/mm/yyyy) to (dd/mm/yyyy)

Displaying Transaction History from 01 Jul 2000 to 21 Jun 2022

HIN/SRN EMP ID	Security Code	Date	Transaction	Change	Running Balance
X*****0717	WBC	11/03/2016	Holding Net Movement (CHESS 510)	300	702
X*****0717	WBC	20/11/2015	Renounceable Rights Issue Allotment	17	402
X*****0717	WBC	14/01/2009	Holding Net Movement (CHESS 510)	385	385

Viewing 1 - 3 of 3

30/6/20



Ask us now ^



Balance History

Currency Australian Dollar

View:

WOW, X*****0717 (MR IAN GARRY JOHNSON + MRS DIANNE WOLFINDEN <JOHNSON SUPER A/C>)

Balance as at date (dd/mm/yyyy) 30/09/2020

Displaying Balance History as at 30 Sep 2020

HIN/SRN EMP ID	Security Code	Closing Price (AUD)	Total Balance	Tradeable Balance	Total Value (AUD)
X*****0717	WOW	36.43	300	300	10,929.00

Viewing 1 - 1 of 1
Total Value: \$ 10,929.00

Ask us now

12 August 2020

Johnson Super Fund
11 Diamond Street
MOUNT SHERIDAN QLD 4868

Dear Investors

Your 30 June 2020 account statement
Account Number: 101780866

Thank you for investing with Australian Unity.

Please find enclosed your account statement for the financial year ended 30 June 2020. For further information about the fund's performance, market commentary and outlook please visit our website australianunity.com.au/wealth/.

Tax Statement and Guide

We have also enclosed your 2019 - 2020 Tax Statement. To help explain this, a copy of the 2020 Tax Guide is available from our website at australianunity.com.au/wealth/statements.

These documents may assist you in completing your tax return.

Further information

If you have any questions about your investment, please speak to your financial adviser.

Alternatively, you can email our Investor Services team, investments@australianunity.com.au or call us on 13 29 39.

To find out more about our range of financial products and services, please visit www.australianunity.com.au/wealth.

Yours sincerely



Mark Pratt
Executive General Manager - Property
Australian Unity Wealth & Capital Markets

© Copyright 2020 Australian Unity Limited

Australian Unity respects your privacy - you can view our privacy policy on our website www.australianunity.com.au/PrivacyPolicy

The information in this letter is intended only for the person or entity it is addressed to and you should not keep, disseminate, copy or forward this to any other person or entity. If you receive this letter in error please destroy it and immediately contact us.

Australian Unity Healthcare Property Trust Statement

Johnson Super Fund
11 Diamond Street
MOUNT SHERIDAN QLD 4868

Your details

Statement Period	25 November 2019 to 30 June 2020	TFN / ABN Status	Quoted
Account Number	101780866	Dealer Group	Independent Capital Advisers Pty Ltd
Account Name	IG JOHNSON & DE WOLFINDEN ATF JOHNSON SUPER FUND	Financial Adviser	John M'likota

Your account summary

Australian Unity Healthcare Property Trust - Wholesale Units		A\$
Opening Balance at 25 November 2019		0.00
Your Investments:		
Total net amounts contributed	50,000.00	
Total amounts withdrawn	0.00	
Total distributions reinvested	0.00	
		50,000.00
Change in investment value		(1,474.36)
<i>The increase or decrease in the value of your investment over the statement period, net of all fees, expenses and charges</i>		
Closing Balance at 30 June 2020		48,525.64
Withdrawal Value at 30 June 2020*		48,525.64

*The amount you would have received had you made a full withdrawal as at 30 June 2020

Ref code: 101780866

Page 2 of 5

Australian Unity Funds Management Limited (AUFM)
ABN 60071497115 AFS Licence No. 234454
271 Spring Street, Melbourne, VIC 3000
Telephone 13 29 39
www.australianunity.com.au

**Australian
Unity** 

Your distribution information

Period End Date	Option	Distribution Method	Units	Gross Distribution (Cents per Unit)	Gross Distribution A\$	Withholding Tax A\$	Net Distribution Paid A\$
31 Dec 19	Australian Unity Healthcare Property Trust - Wholesale Units	Direct Credit	26,187.6080	2.0550000	538.16	0.00	538.16
31 Mar 20	Australian Unity Healthcare Property Trust - Wholesale Units	Direct Credit	26,187.6080	2.0280000	531.08	0.00	531.08
30 Jun 20	Australian Unity Healthcare Property Trust - Wholesale Units	Direct Credit	26,187.6080	2.1920000	574.03	0.00	574.03

Your distribution payment details are as follows:

Account Name	Bank	BSB	Account Number	Amount A\$
IG JOHNSON & DE WOLFINDEN JOHNSON SUPER FUND	BQL	124-001	998601530	574.03

Your account transactions

Australian Unity Healthcare Property Trust - Wholesale Units					
Date	Description	Amount A\$	Unit price A\$	Units	Unit Balance
25 Nov 2019	Opening balance		\$0.00		0.0000
25 Nov 2019	Investment	\$50,000.00	\$1.9093	26,187.6080	26,187.6080
01 Jan 2020	Distribution Paid Out	\$538.16			26,187.6080
01 Apr 2020	Distribution Paid Out	\$531.08			26,187.6080
30 Jun 2020	Closing balance	\$48,525.64	\$1.8530		26,187.6080
01 Jul 2020	Distribution Paid Out	\$574.03			26,187.6080

Performance summary

The table below shows the performance of the Australian Unity Healthcare Property Trust - Wholesale Units to 30 June 2020

	1 Year %	3 Years % pa	5 Years % pa
Distribution Return	4.74	5.45	6.21
Growth Return	3.20	4.55	6.52
Total Return	7.94	10.00	12.73

Please note that past performance is not a reliable indicator of future performance.

Fees explained

All fees, expenses and charges (collectively we refer to these as "fees" in this report) that your investment incurs are outlined in the offer document for the Fund. They are reflected in the value

Ref code: 101780866

Page 3 of 5

Australian Unity Funds Management Limited (AUFM)
 ABN 60071497115 AFS Licence No. 234454
 271 Spring Street, Melbourne, VIC 3000
 Telephone 13 29 39
 www.australianunity.com.au



of your investment at the end of this reporting period, although they will have been deducted in two ways:

- Some are directly deducted from your account. These will be expressly set out in the transaction statement; and
- other management costs are represented indirectly in the total value of your account as they are deducted from your investment.

Fees directly deducted from your account*

A\$
0.00
312.44

Other management costs

Indirect costs of your investment

This approximate amount has been deducted from your investment and includes amounts that have reduced the return on your investment but are not charged to you directly as a fee.

312.44

Total fees you paid

This approximate amount includes all the fees and costs, which affected your investment during the period.

When considering fees it is important to consider the benefits and features of the fund in which you are invested. We recommend you seek assistance from your licensed financial adviser for this assessment.

* If, during the period, you received a rebate of commissions, the amount will be reflected in your direct costs.

Investor information

Fund Update - Every quarter, we publish a fund update providing investors with information about the fund's performance, its properties and a market outlook. This update can be accessed from our website at australianunity.com.au/wealth/hpt. Additionally - Annual Reports are available at the end of September on our website, australianunity.com.au/wealth. You will find the Annual Report for your investment in the Quick Links section of the relevant fund page (search through - Find A Fund).

Currency

All dollar amounts shown are expressed in Australian dollars (A\$) unless otherwise indicated.

Dispute resolution procedures

If an issue has not been resolved to your satisfaction, you can lodge a complaint with the Australian Financial Complaints Authority, or AFCA. AFCA provides fair and independent financial services complaint resolution that is free to consumers.

Website: www.afca.org.au
Email: info@afca.org.au
Telephone: 1800 931 678 (free call)
Fax: (03) 9613 6399
In writing to: Australian Financial Complaints Authority
GPO Box 3, Melbourne VIC 3001

Data disclaimer

The data used in preparing this statement is based on the latest data supplied to us. Whilst every care has been taken in preparing this statement, we reserve the right to make any amendments or corrections to the information shown.

Updating your details

If your personal details change (e.g. change of address, name or bank account details), please advise us in writing to the address details below.

Ref code: 101780866

Page 4 of 5

Australian Unity Funds Management Limited (AUFM)
ABN 60071497115 AFS Licence No. 234454
271 Spring Street, Melbourne, VIC 3000
Telephone 13 29 39
www.australianunity.com.au



12 August 2020

Johnson Super Fund
11 Diamond Street
MOUNT SHERIDAN QLD 4868

Dear Investors

Your 30 June 2020 account statement
Account Number: 101749093

Thank you for investing with Australian Unity.

Please find enclosed your account statement for the financial year ended 30 June 2020. For further information about the fund's performance, market commentary and outlook please visit our website australianunity.com.au/wealth/.

Tax Statement and Guide

We have also enclosed your 2019 - 2020 Tax Statement. To help explain this, a copy of the 2020 Tax Guide is available from our website at australianunity.com.au/wealth/statements.

These documents may assist you in completing your tax return.

Further information

If you have any questions about your investment, please speak to your financial adviser.

Alternatively, you can email our Investor Services team, investments@australianunity.com.au or call us on 13 29 39.

To find out more about our range of financial products and services, please visit www.australianunity.com.au/wealth.

Yours sincerely



Mark Pratt
Executive General Manager - Property
Australian Unity Wealth & Capital Markets

© Copyright 2020 Australian Unity Limited

Australian Unity respects your privacy - you can view our privacy policy on our website www.australianunity.com.au/PrivacyPolicy

The information in this letter is intended only for the person or entity it is addressed to and you should not keep, disseminate, copy or forward this to any other person or entity. If you receive this letter in error please destroy it and immediately contact us.

Australian Unity Diversified Property Fund - Ordinary Units Statement

Johnson Super Fund
11 Diamond Street
MOUNT SHERIDAN QLD 4868

Your details

Statement Period	31 October 2019 to 30 June 2020	TFN / ABN Status	Quoted
Account Number	101749093	Dealer Group	Independent Capital Advisers Pty Ltd
Account Name	I G JOHNSON & D E WOLFINDEN ATF JOHNSON SUPER FUND	Financial Adviser	Independent Capital Advisers Pty Ltd

Your account summary

Australian Unity Diversified Property Fund - Ordinary Units		A\$
Opening Balance at 31 October 2019		0.00
Your Investments:		
Total net amounts contributed	50,000.00	
Total amounts withdrawn	0.00	
Total distributions reinvested	0.00	
		50,000.00
		2,982.78
Change in investment value		
<i>The increase or decrease in the value of your investment over the statement period, net of all fees, expenses and charges</i>		
		52,982.78
Closing Balance at 30 June 2020		52,982.78
Withdrawal Value at 30 June 2020*		52,982.78
*The amount you would have received had you made a full withdrawal as at 30 June 2020		

Ref code: 101749093

Australian Unity Property Limited
ABN 58079538499 AFS Licence No. 234455
271 Spring Street, Melbourne, VIC 3000
Telephone 13 29 39
www.australianunity.com.au

Page 2 of 5



Your distribution information

Period End Date	Option	Distribution Method	Units	Gross Distribution (Cents per Unit)	Gross Distribution A\$	Withholding Tax A\$	Net Distribution Paid A\$
31 Dec 19	Australian Unity Diversified Property Fund - Ordinary Units	Direct Credit	48,109.3043	1.2700000	610.99	0.00	610.99
31 Mar 20	Australian Unity Diversified Property Fund - Ordinary Units	Direct Credit	48,109.3043	1.7000000	817.86	0.00	817.86
30 Jun 20	Australian Unity Diversified Property Fund - Ordinary Units	Direct Credit	48,109.3043	3.7731000	1,815.21	0.00	1,815.21

Your distribution payment details are as follows:

Account Name	Bank	BSB	Account Number	Amount A\$
I G JOHNSON & D E WOLFINDEN ATF JOHNSON SUPER FUND	BQL	124-001	998601530	1,815.21

Your account transactions

Australian Unity Diversified Property Fund - Ordinary Units

Date	Description	Amount A\$	Unit price A\$	Units	Unit Balance
31 Oct 2019	Opening balance		\$0.00		0.0000
31 Oct 2019	Investment	\$50,000.00	\$1.0393	48,109.3043	48,109.3043
01 Jan 2020	Distribution Paid Out	\$610.99			48,109.3043
01 Apr 2020	Distribution Paid Out	\$817.86			48,109.3043
30 Jun 2020	Closing balance	\$52,982.78	\$1.1013		48,109.3043
01 Jul 2020	Distribution Paid Out	\$1,815.21			48,109.3043

Performance summary

The table below shows the performance of the Australian Unity Diversified Property Fund - Ordinary Units to 30 June 2020

	1 Year %	3 Years % pa	5 Years % pa
Distribution Return	9.01	7.95	8.28
Growth Return	3.27	4.84	6.77
Total Return	12.28	12.79	15.05

Please note that past performance is not a reliable indicator of future performance.

Fees explained

All fees, expenses and charges (collectively we refer to these as "fees" in this report) that your investment incurs are outlined in the offer document for the Fund. They are reflected in the value

Ref code: 101749093

Australian Unity Property Limited
 ABN 58079538499 AFS Licence No. 234455
 271 Spring Street, Melbourne, VIC 3000
 Telephone 13 29 39
 www.australianunity.com.au



of your investment at the end of this reporting period, although they will have been deducted in two ways:

- Some are directly deducted from your account. These will be expressly set out in the transaction statement; and
- other management costs are represented indirectly in the total value of your account as they are deducted from your investment.

Fees directly deducted from your account*

Other management costs

Indirect costs of your investment

This approximate amount has been deducted from your investment and includes amounts that have reduced the return on your investment but are not charged to you directly as a fee.

A\$
0.00
966.50

Total fees you paid

This approximate amount includes all the fees and costs, which affected your investment during the period.

966.50

When considering fees it is important to consider the benefits and features of the fund in which you are invested. We recommend you seek assistance from your licensed financial adviser for this assessment.

* If, during the period, you received a rebate of commissions, the amount will be reflected in your direct costs.

Investor information

Fund Update - Every quarter, we publish a fund update providing investors with information about the fund's performance, its properties and a market outlook. This update can be accessed from our website at australianunity.com.au/wealth/dpf. Additionally - Annual Reports are available at the end of September on our website, australianunity.com.au/wealth. You will find the Annual Report for your investment in the Quick Links section of the relevant fund page (search through - Find A Fund).

Currency

All dollar amounts shown are expressed in Australian dollars (A\$) unless otherwise indicated.

Dispute resolution procedures

If an issue has not been resolved to your satisfaction, you can lodge a complaint with the Australian Financial Complaints Authority, or AFCA. AFCA provides fair and independent financial services complaint resolution that is free to consumers.

Website: www.afca.org.au
Email: info@afca.org.au
Telephone: 1800 931 678 (free call)
Fax: (03) 9613 6399
In writing to: Australian Financial Complaints Authority
GPO Box 3, Melbourne VIC 3001

Data disclaimer

The data used in preparing this statement is based on the latest data supplied to us. Whilst every care has been taken in preparing this statement, we reserve the right to make any amendments or corrections to the information shown.

Updating your details

If your personal details change (e.g. change of address, name or bank account details), please advise us in writing to the address details below.

Ref code: 101749093

Australian Unity Property Limited
ABN 58079538499 AFS Licence No. 234455
271 Spring Street, Melbourne, VIC 3000
Telephone 13 29 39
www.australianunity.com.au

Australian Unity 

JOHNSON SUPER FUND
11 Diamond Street
MOUNT SHERIDAN QLD 4868

Account Name
I G JOHNSON & D E WOLFINDEN ATF
JOHNSON SUPER FUND

Account Number
20588851

Account Holder Name TFN/ABN
JOHNSON SUPER Supplied
FUND

Financial Adviser
John M'likota
+61 (7) 40341575

Periodic Statement

01 Jul 2020 to 30 Jun 2021
Australian Unity Diversified Property Fund -
Ordinary Units

Dear Investor(s)

Set out below are the details of your Australian Unity Diversified Property Fund - Ordinary Units investment and a transaction history for the period.

Please keep this statement for future reference.

Investment Summary - 30 Jun 2021

Date	Investment Fund	Price	Units Held	Market Value	%
30/06/2021	Australian Unity Diversified Property Fund - Ordinary Units	\$1.2100	48,109.3043	\$58,212.26	100.00
30/06/2021	Total Investments			\$58,212.26	

Australian Unity Diversified Property Fund - Ordinary Units - Fund Transactions

Date	Transactions	Unit Price (\$)	Transaction Units	Amount (AUD)	Unit Balance
01/07/2020	Opening Balance	1.1013		52,982.78	48,109.3043
01/07/2020	Distribution		0.0000	1,815.21	48,109.3043
01/10/2020	Distribution		0.0000	721.64	48,109.3043
01/11/2020	Distribution		0.0000	240.55	48,109.3043
01/12/2020	Distribution		0.0000	240.55	48,109.3043
01/01/2021	Distribution		0.0000	240.55	48,109.3043
01/02/2021	Distribution		0.0000	240.55	48,109.3043
01/03/2021	Distribution		0.0000	240.55	48,109.3043
01/04/2021	Distribution		0.0000	240.55	48,109.3043
01/05/2021	Distribution		0.0000	240.55	48,109.3043

Periodic Statement
Australian Unity Diversified Property Fund -
Ordinary Units
01 July 2020 to 30 June 2021

Page 2 of 3
 Account Number 20588851

Australian Unity Diversified Property Fund - Ordinary Units - Fund Transactions

Date	Transactions	Unit Price (\$)	Transaction Units	Amount (AUD)	Unit Balance
01/06/2021	Distribution		0.0000	240.55	48,109.3043
30/06/2021	Closing Balance	1.2100		58,212.26	48,109.3043

Return on Investment	Termination Value
\$9,690.73	\$58,212.26


Account Fees

Direct Fees	\$0.00
Indirect Costs*	\$775.29
Performance Fees	\$1,216.04
Total Fees You Paid	\$1,991.33

* This approximate amount has been deducted from your investment and covers amounts that have reduced the return on your investment but are not charged directly to you as a fee. These costs are reflected in the unit price.

If you have any questions or would like more information about your investment, contact your financial adviser or visit our Investor Portal. Alternatively, you can call our Client Services team on 1300 997 774 or +61 3 9616 8687 from 8.30am to 5.30pm AEDT or email australianunitywealth@unitregistry.com.au

Your Wealth Team - Australian Unity



Ian G Johnson & Dianne E Wolfinden
ATF Johnson SF
Attn: Dianne Wolfinden
11 Diamond Street
MOUNT SHERIDAN QLD 4868

28

DISTRIBUTION STATEMENT
For the period 01/07/2019 - 30/06/2020

Account Name Ian G Johnson & Dianne E Wolfinden ATF Johnson SF
Account No. AQJOHNSSF

Distribution income details

Fund	Distribution rate (Dollars per unit)	Units held	Distribution Amount \$	Attribution Rate	Attribution Amount \$
AQR Wholesale Managed Futures Fund Class 1P	0.01311800	25,110.69	329.40	0.01311800	329.40
Total distribution amount			329.40		329.40

Distribution details

Fund	Distribution amount \$	TFN tax deducted \$	Withholding / non-resident income tax \$	Net distribution paid \$
AQR Wholesale Managed Futures Fund Class 1P	329.40	0.00	0.00	329.40
Total	329.40	0.00	0.00	329.40



Duplicate Copy
Your client recently received
the following correspondence

Enquiries: 1800 572 018
Mail: GPO Box 804
Melbourne VIC 3001
Fax: 1300 073 090
Web: www.ubs.com/am-australia
Email: ubs@unitregistry.com.au
UBS Asset Management (Australia) Ltd
ABN 31 003 146 290
AFSL 222605

Mr John Mlikota
PO Box 5667
CAIRNS QLD 4870

Date
14 July 2020

Investor Name
Ian Johnson and Dianne Wolfenden
<Johnson Super Fund>

Investor Number
10316214

Account Holder Name **TFN/ABN**
Johnson Super Fund Supplied

Financial Adviser
Mr John Mlikota
PO Box 5667
CAIRNS QLD 4870
Tel: 07 4031 4575
Fax: 07 4051 0880

Distribution Statement
Period Ended 30 June 2020
UBS Property Securities Fund (SBC0816AU)

Dear Mr Mlikota

Thank you for investing in the UBS Property Securities Fund.

Set out below are the details of your distribution. Please keep this statement for future reference.

Holding Summary as at Period End Date

Date	Units Held	Unit Price	Market Value (AUD)
30/06/2020	18,879.3230	1.0979	\$20,727.61

Distribution Details

Date Paid	Dollars Per Unit	Gross Amount	TFN Withholding Tax	Non-Resident Withholding Tax	Net Amount
14/07/2020	\$0.023394	\$441.66	\$0.00	\$0.00	\$441.66

Distribution Payment: \$441.66
\$441.66 of your distribution paid via EFT to: **Bank:** BQL **BSB:** 124-001 **Account Number:** xxxxx1530

You can access your statements online through our investor portal at www.ubs.com/am-australia. Alternatively, you can contact our Client Services Team on 1800 572 018 (Australia wide) or internationally on +61 3 9046 4041 or email ubs@unitregistry.com.au.

JOHNSON SUPER FUND
YEAR ENDED 30 JUNE 2020

INCAPITAL PORTFOLIO - Macquarie Managed Investments

	<u>Units Held</u> <u>30.06.2020</u>	As Per InCapital Fin Statements Market Value <u>30.06.2020</u>	As Per Macquarie Market Value <u>30.06.2020</u>
Aberdeen Standard Emerging Opp Fund	4307.2967	8117.00	9493.71
Next DC Limited Bond	5845.5115	14723.00	15336.28
Centuria Capital No2 Fund	5719.0222	11094.00	11809.78
		<u>25817.00</u>	<u>27146.06</u>
		InCapital Mkt Val used in Fin Statements	

NOTE: For 2020 Year we relied on InCapital Financial Statements for Market Value of Investments

For 2021 and subsequent years we have used Macquarie Market Valuations

Macquarie Investment Manager
Annual Statement
 01 July 2019 to 30 June 2020

Adviser
 John Mlikota
 Independent Capital Advisers Pty Ltd
 07 4031 4575
 admin@incapital.com.au

Issued 19 July 2020

Macquarie contacts
 P 1800 025 063
 F 1800 025 175
 E wrapsolutions@macquarie.com

H 008514 044



IAN JOHNSON & DIANNE WOLFINDEN ATF JOHNSON SUPER
 FUND
 PO BOX 5667
 CAIRNS QLD 4870



MACQUARIE

Account number
 V26841

Account name
 IAN JOHNSON & DIANNE WOLFINDEN ATF JOHNSON SUPER
 FUND

Is your email address up-to-date?

We're here to support you, and now more than ever it's important to ensure we can get in touch. You can view and update your email address via online.macquarie.com.au. Once logged-in, just select *My profile* from the drop down menu next to your name and click on the edit icon to update your information.

The total value of your Wrap portfolio is

\$86,517.07

Your portfolio one year ago was
\$83,775.40

Your portfolio changed by
+\$2,741.67

How this happened

You added
+\$1,700.00

We deducted
\$330.62

Your investment changed by
+\$1,372.28

DEPOSITS¹
+\$1,700.00

WITHDRAWALS
\$0.00

FEES PAID FOR ADMINISTRATION (INCL. GST)^{2,3}
\$330.62

FEES PAID FOR ADVICE (INCL. GST)^{2,4}
\$0.00

GOVERNMENT CHARGES (INCL. GST)^{2,5}
\$0.00

INCOME
\$3,155.49

CHANGE IN MARKET VALUE
-\$1,783.21 (-2.06%)

REALISED GROWTH FOR REPORTING PERIOD⁶
\$0.00

Macquarie Investment Management Limited
 ABN 66 002 867 003 AFSL 237492

REF ID: ACC-V26841-A

Investment value⁷

A list of all the investments that made up the portfolio, their market value and the percentage of the portfolio that they represented at the end of the reporting period.

DESCRIPTION	UNITS	MARKET PRICE (\$)	MARKET VALUE (\$)	PORTFOLIO (%)
Managed Investments				
Aberdeen Standard Emerging Opp Fd (ETL0032AU)	4,307.2967	2.2041	9,493.71	10.97%
Magellan Global Fund (MGE0001AU)	5,845.5115	2.6236	15,336.28	17.73%
Platinum Intl Brands Fund (PLA0100AU)	5,719.0222	2.0650	11,809.78	13.65%
Total Managed Investments			36,639.78	42.35%
Pending Settlements⁸			0.00	
Pending Settlements			0.00	0.00%
Total Pending Settlements				
Direct Cash			49,877.29	
CMA Account Cleared (000964096515)			0.00	
CMA Account Uncleared			49,877.29	57.65%
Total Direct Cash			\$86,517.07	100.00%
TOTAL INVESTMENTS UNDER ADMINISTRATION				

Transactions

A list of the transactions that were made and completed this reporting period.

1 Investment transactions

DATE	DESCRIPTION	UNITS	PRICE (\$)	COSTS (\$) ⁹	PROCEEDS (\$) ¹⁰	MARKET VALUE (\$) ¹¹
------	-------------	-------	------------	-------------------------	-----------------------------	---------------------------------

There have been no transactions for the statement period.

2 Cash transactions¹²


DATE	DESCRIPTION	DEBIT (\$)	CREDIT (\$)	BALANCE (\$)
01/07/2019	OPENING BALANCE			\$45,352.42
02/07/2019	REBATE OF ADVISER COMMISSION		9.27	\$45,361.69
03/07/2019	WRAP SOLUTIONS ADMIN FEE	28.00		\$45,333.69
17/07/2019	DISTRIBUTION ABERDEEN STANDARD EMERGING OPP FD, ETL0032AU		923.36	\$46,257.05
17/07/2019	DISTRIBUTION PLATINUM INTL BRANDS FUND, PLA0100AU		1,179.33	\$47,436.38
18/07/2019	DISTRIBUTION MAGELLAN GLOBAL FUND, MGE0001AU		689.26	\$48,125.64

Macquarie Investment Manager
Annual Statement
01 July 2019 to 30 June 2020

Account number
V26841


Adviser
John Mlikota
07 4031 4575

DATE	DESCRIPTION	DEBIT (\$)	CREDIT (\$)	BALANCE (\$)
			38.00	\$49,873.91
11/06/2020	ATO ATO008000012406572		1.32	\$49,875.23
19/06/2020	ADMINISTRATION FEE REBATE FOR ABERDEEN STANDARD EMERGING OF P FD ETL0032AU		2.06	\$49,877.29
30/06/2020	MACQUARIE CMA INTEREST PAID			\$49,877.29
30/06/2020	CLOSING BALANCE	\$336.00	\$4,860.87	\$49,877.29



BANK OF QUEENSLAND
Money Market Deposit Account

MANAGED BY DDH GRAHAM LIMITED



Continued

Account Number: 998601530		Debit \$	Credit \$	Balance \$
05/06/20	NCM SPP 001241806 Mr I G Johnson + Ms	-	22,294.40	304,347.94
10/06/20	PERPETUAL NextDC 20 Ian Garry Johnson and Dianne E	-	781.25	305,129.19
30/06/20	Interest 01/06/20 to 30/06/20	-	123.01	305,252.20

Interest Paid for the period 1/7/19 to 30/6/20: \$2,305.83.

Please retain this statement for your records.

DDH GRAHAM LIMITED

Level 9, 324 Queen Street, Brisbane Qld 4000 **POSTAL** GPO Box 330, Brisbane Qld 4001
FREE CALL 1800 006 133 **TEL** (07) 3229 6133 **FAX** (07) 3229 2014 **EMAIL** moneymarket@ddhgraham.com.au

DDH GRAHAM LIMITED ABN 28 010 639 219 AFSL NO. 226 319 BANK OF QUEENSLAND LIMITED ABN 32 009 656 740 AFSL NO. 244 616

ddhgraham.com.au

DDH and Bank of Queensland have dispute resolution processes in place for resolving complaints. Please contact DDH on 1800 226 174, via our website, or put your complaint in writing to: DDH Graham Limited - Compliance Officer Reply Paid 330 Brisbane QLD 4000 and we will respond in writing as soon as possible (and always within 5 days). If an issue has not been resolved to your satisfaction, you can lodge a complaint with the Australian Financial Complaints Authority. Website: www.afca.org.au or Email: info@afca.org.au or Telephone: 1800 931 678 (free call) or in writing to: Australian Financial Complaints Authority, GPO Box 3, Melbourne, VIC 3001.



Halifax Trader Work Station
Global Stocks, Options, Futures, Forex

Activity Statement

July 1, 2019 - June 30, 2020

Account Information

Name Ian Johnson & Dianne Wolfinden ATF Johnson Super Fund
 Account Alias U1861374-Ian Johnson & Dianne Wo
 Account U1861374
 Master Name Halifax Investment Services Ltd
 Account Type Broker Client
 Customer Type Trust
 Account Capabilities Cash
 Base Currency AUD

Net Asset Value

	June 28, 2019			June 30, 2020			Change	Change in NAV
	Total	Long	Short	Total	Long	Short		
Cash	18,385.73	18,684.95	0.00	18,684.95	18,684.95	0.00	299.22	18,385.73
Total	18,385.73	18,684.95	0.00	18,684.95	18,684.95	0.00	299.22	299.22

Time Weighted Rate of Return

1.63%

See next page

Mark-to-Market Performance Summary

Symbol	Quantity		Price		Current	Position	Mark-to-Market P/L		Total	Code
	Prior	Current	Prior	Current			Transaction	Commissions		
Forex	920.51	920.51	1.0000	1.0000	1.0000	0.00	0.00	0.00	0.00	
AUD	12,263.18	12,263.18	1.4242	1.4242	1.4486	299.22	0.00	0.00	0.00	299.22
Total						299.22	0.00	0.00	0.00	299.22

Realized & Unrealized Performance Summary

Symbol	Cost Adj.	S/T Profit		S/T Loss		Realized		Unrealized		Total	Code
		0.00	0.00	0.00	0.00	L/T Profit	L/T Loss	L/T Profit	L/T Loss		
Forex	0.00	0.00	0.00	0.00	0.00	0.00	0.00	0.00	0.00	1,132.40	
USD	0.00	0.00	0.00	0.00	0.00	0.00	0.00	0.00	0.00	1,132.40	
Total	0.00	0.00	0.00	0.00	0.00	0.00	0.00	0.00	0.00	1,132.40	

Cash Report

	Total		Securities	Futures
Base Currency Summary				
Starting Cash	18,385.73	18,385.73	18,385.73	0.00
Cash FX Translation Gain/Loss	299.22	299.22	299.22	0.00
Ending Cash	18,684.95	18,684.95	18,684.95	0.00
Ending Settled Cash	18,684.95	18,684.95	18,684.95	0.00
AUD				
Starting Cash	920.51	920.51	920.51	0.00
Ending Cash	920.51	920.51	920.51	0.00
Ending Settled Cash	920.51	920.51	920.51	0.00
USD				
Starting Cash	12,263.18	12,263.18	12,263.18	0.00
Ending Cash	12,263.18	12,263.18	12,263.18	0.00
Ending Settled Cash	12,263.18	12,263.18	12,263.18	0.00

Forex Balances

Description	Quantity	Cost Price	Cost Basis in AUD	Close Price	Value in AUD	Unrealized P/L in AUD	Code
Forex							
AUD	920.51	1.0000	-920.51	1.0000	920.51	0.00	
AUD	12,263.18	1.3562583	-16,632.04	1.4486	17,764.44	1,132.40	
USD					18,684.95	1,132.40	
Total			-17,552.55		18,684.95	1,132.40	

Codes

Code	Meaning	Code (Cont.)	Meaning (Cont.)
A	Assignment	LI	Last In, First Out (LIFO) tax basis election
ADR	ADR Fee Accrual	LT	Long Term P/L
AEX	Automatic exercise for dividend-related recommendation.	Lo	Direct Loan
Adj	Adjustment	M	Entered manually by Broker
AI	Allocation	MEX	Manual exercise for dividend-related recommendation.
Aw	Away Trade	ML	Maximize Losses tax basis election
B	Automatic Buy-in	MLG	Maximize Long Term Gain tax basis election
Bo	Direct Borrow	MLL	Maximize Long Term Loss tax basis election
C	Closing Trade	MSG	Maximize Short Term Gain tax basis election
CD	Cash Delivery	MSL	Maximize Short Term Loss tax basis election
CP	Complex Position	O	Opening Trade
Ca	Cancelled Trade	P	Partial Execution
Co	Corrected Trade	PI	Price Improvement
Cx	Part or all of this transaction was a Crossing executed as dual agent by Broker for two Broker customers	Po	Interest or Dividend Accrual Posting
ETF	ETF Creation/Redemption	Pr	Part or all of this transaction was executed by the Exchange as a Crossing by Broker against a Broker affiliate and is therefore classified as a Principal and not an agency trade
Ep	Resulted from an Expired Position	R	Dividend Reinvestment

36

JOHNSON SUPER FUND
GENERAL LEDGER FOR THE PERIOD 01/07/2019 TO 30/06/2020
FROM ACCOUNT 302 TO 302 - ENTRIES: ALL

Printed: Wednesday 14 September, 2022 @ 15:11:20

Date	Ref	Type	Units	Debits \$	Credits \$	Balance \$
302 Administration Costs						
30/06/2020	6	Journal - Cash			5.38	(5.38)
Narration: Admin Fee Rebates						
30/06/2020	6	Journal - Cash			61.52	(66.90)
Narration: Rebate of Adviser Commission						
30/06/2020	8	Journal - Cash		550.00		483.10
Narration: Admin Fees InCapital						
30/06/2020	8	Journal - Cash		5,730.92		6,214.02
Narration: Adviser Fees						
30/06/2020	8	Journal - Cash		336.00		6,550.02
Narration: WRAP Solutions Fee						
Total Debits:				\$6,616.92		
Total Credits:				\$66.90		
Current Year Profit/(Loss):				N/A		

$12 \times \$28 = 336$ (AS PER QUARTERLY CMA)

NO INVOICE RECEIVED.

WRAP SOLUTIONS ADMIN FEES.

IN CAPITAL ADVISER FEES

4.7.19	\$ 1363.43
3.10.19	\$ 1382.08
16.01.20	\$ 1524.91
06.04.20	\$ 1460.50
	<u>\$ 5730.92</u>

INVOICES / STATEMENTS ATTACHED

IN CAPITAL CLASS ADMIN FEES

4.7.19	\$ 137.50
4.10.19	\$ 137.50
6.01.20	\$ 137.50
7.04.20	\$ 137.50
	<u>\$ 550.00</u>

INVOICES / STATEMENTS ATTACHED

Macquarie Investment Manager
Annual Statement
 01 July 2019 to 30 June 2020

Account number
 V26841

Adviser
 John Mlikota
 07 4031 4575

Investment value⁷

A list of all the investments that made up the portfolio, their market value and the percentage of the portfolio that they represented at the end of the reporting period.

DESCRIPTION	UNITS	MARKET PRICE (\$)	MARKET VALUE (\$)	PORTFOLIO (%)
Managed Investments				
Aberdeen Standard Emerging Opp Fd (ETL0032AU)	4,307.2967	2.2041	9,493.71	10.97%
Magellan Global Fund (MGE0001AU)	5,845.5115	2.6236	15,336.28	17.73%
Platinum Intl Brands Fund (PLA0100AU)	5,719.0222	2.0650	11,809.78	13.65%
Total Managed Investments			36,639.78	42.35%
Pending Settlements^B				
Pending Settlements			0.00	
Total Pending Settlements			0.00	0.00%
Direct Cash				
CMA Account Cleared (000964096515)			49,877.29	
CMA Account Uncleared			0.00	
Total Direct Cash			49,877.29	57.65%
TOTAL INVESTMENTS UNDER ADMINISTRATION			\$86,517.07	100.00%

Transactions

A list of the transactions that were made and completed this reporting period.

1 Investment transactions

DATE	DESCRIPTION	UNITS	PRICE (\$)	COSTS (\$) ⁹	PROCEEDS (\$) ¹⁰	MARKET VALUE (\$) ¹¹
------	-------------	-------	------------	-------------------------	-----------------------------	---------------------------------

There have been no transactions for the statement period.

2 Cash transactions¹²

DATE	DESCRIPTION	DEBIT (\$)	CREDIT (\$)	BALANCE (\$)
01/07/2019	OPENING BALANCE			\$45,352.42
02/07/2019	REBATE OF ADVISER COMMISSION		9.27	\$45,361.69
03/07/2019	WRAP SOLUTIONS ADMIN FEE	28.00		\$45,333.69
17/07/2019	DISTRIBUTION ABERDEEN STANDARD EMERGING OPP FD, ETL0032AU		923.36	\$46,257.05
17/07/2019	DISTRIBUTION PLATINUM INTL BRANDS FUND, PLA0100AU		1,179.33	\$47,436.38
18/07/2019	DISTRIBUTION MAGELLAN GLOBAL FUND, MGE0001AU		689.26	\$48,125.64

Macquarie Investment Manager
Annual Statement
01 July 2019 to 30 June 2020

Account number
V26841

Adviser
John Mlikota
07 4031 4575

DATE	DESCRIPTION	DEBIT (\$)	CREDIT (\$)	BALANCE (\$)
18/07/2019	ATO ATO009000010774053		205.00	\$48,330.64
31/07/2019	MACQUARIE CMA INTEREST PAID		36.99	\$48,367.63
02/08/2019	REBATE OF ADVISER COMMISSION		9.92	\$48,377.55
05/08/2019	WRAP SOLUTIONS ADMIN FEE	28.00		\$48,349.55
12/08/2019	ATO ATO005000010985162		158.00	\$48,507.55
30/08/2019	MACQUARIE CMA INTEREST PAID		37.08	\$48,544.63
03/09/2019	REBATE OF ADVISER COMMISSION		10.28	\$48,554.91
04/09/2019	WRAP SOLUTIONS ADMIN FEE	28.00		\$48,526.91
18/09/2019	ATO ATO001000011827781		196.00	\$48,722.91
30/09/2019	MACQUARIE CMA INTEREST PAID		35.98	\$48,758.89
02/10/2019	REBATE OF ADVISER COMMISSION		9.98	\$48,768.87
03/10/2019	WRAP SOLUTIONS ADMIN FEE	28.00		\$48,740.87
10/10/2019	ADMINISTRATION FEE REBATE FOR ABERDEEN STANDARD EMERGING OPP FD ETL0032AU		1.40	\$48,742.27
31/10/2019	MACQUARIE CMA INTEREST PAID		24.09	\$48,766.36
31/10/2019	ATO ATO003000011676758		241.00	\$49,007.36
04/11/2019	REBATE OF ADVISER COMMISSION		10.35	\$49,017.71
05/11/2019	WRAP SOLUTIONS ADMIN FEE	28.00		\$48,989.71
28/11/2019	ATO ATO005000011587639		70.00	\$49,059.71
29/11/2019	MACQUARIE CMA INTEREST PAID		22.17	\$49,081.88
03/12/2019	REBATE OF ADVISER COMMISSION		10.06	\$49,091.94
04/12/2019	WRAP SOLUTIONS ADMIN FEE	28.00		\$49,063.94
12/12/2019	ATO ATO002000011989799		225.00	\$49,288.94
18/12/2019	ADMINISTRATION FEE REBATE FOR ABERDEEN STANDARD EMERGING OPP FD ETL0032AU		1.31	\$49,290.25
31/12/2019	MACQUARIE CMA INTEREST PAID		22.99	\$49,313.24
03/01/2020	REBATE OF ADVISER COMMISSION		10.44	\$49,323.68
06/01/2020	WRAP SOLUTIONS ADMIN FEE	28.00		\$49,295.68
20/01/2020	ATO ATO001100011487279		90.00	\$49,385.68
31/01/2020	MACQUARIE CMA INTEREST PAID		22.96	\$49,408.64
04/02/2020	REBATE OF ADVISER COMMISSION		10.47	\$49,419.11
05/02/2020	WRAP SOLUTIONS ADMIN FEE	28.00		\$49,391.11
19/02/2020	ATO ATO003000011990602		182.00	\$49,573.11
28/02/2020	MACQUARIE CMA INTEREST PAID		21.50	\$49,594.61
03/03/2020	REBATE OF ADVISER COMMISSION		9.82	\$49,604.43
04/03/2020	WRAP SOLUTIONS ADMIN FEE	28.00		\$49,576.43
12/03/2020	ADMINISTRATION FEE REBATE FOR ABERDEEN STANDARD EMERGING OPP FD ETL0032AU		1.35	\$49,577.78
12/03/2020	ATO ATO006000011945556		81.00	\$49,658.78
31/03/2020	MACQUARIE CMA INTEREST PAID		11.65	\$49,670.43
02/04/2020	REBATE OF ADVISER COMMISSION		10.53	\$49,680.96
03/04/2020	WRAP SOLUTIONS ADMIN FEE	28.00		\$49,652.96
20/04/2020	ATO ATO009000011940028		45.00	\$49,697.96
30/04/2020	MACQUARIE CMA INTEREST PAID		2.06	\$49,700.02
04/05/2020	REBATE OF ADVISER COMMISSION		10.20	\$49,710.22
05/05/2020	WRAP SOLUTIONS ADMIN FEE	28.00		\$49,682.22
14/05/2020	ATO ATO008000012232085		169.00	\$49,851.22
29/05/2020	MACQUARIE CMA INTEREST PAID		2.12	\$49,853.34
02/06/2020	REBATE OF ADVISER COMMISSION		10.57	\$49,863.91
03/06/2020	WRAP SOLUTIONS ADMIN FEE	28.00		\$49,835.91

12 x \$28



40

Macquarie Investment Manager
Annual Statement
01 July 2019 to 30 June 2020

Account number
V26841

Adviser
John Mlikota
07 4031 4575

DATE	DESCRIPTION	DEBIT (\$)	CREDIT (\$)	BALANCE (\$)
11/06/2020	ATO ATO008000012406572		38.00	\$49,873.91
19/06/2020	ADMINISTRATION FEE REBATE FOR ABERDEEN STANDARD EMERGING OPP FD ETL0032AU		1.32	\$49,875.23
30/06/2020	MACQUARIE CMA INTEREST PAID		2.06	\$49,877.29
30/06/2020	CLOSING BALANCE	\$336.00	\$4,860.87	\$49,877.29



The Trustees
 Johnson Super Fund
 11 Diamond Street
 MOUNT SHERIDAN QLD 4868

| po box 5667 cairns qld 4870
 | level 1, 55 spence street cairns qld 4870
 | p : 07 4031 4575 | f : 07 4034 5016
 | e : admin@incapital.com.au
 | w : www.incapital.com.au

Date: 1 July 2020

STATEMENT OF ACCOUNT

Date	Description	Amount
04/07/2019	Adviser Fees – April to June 2019	\$1,363.43
03/10/2019	Adviser Fees – July to September 2019	\$1,382.08
16/01/2020	Adviser Fees – October to December 2019	\$1,524.91
06/04/2020	Adviser Fees – January to March 2020	\$1,460.50
	Total Adviser Fees inclusive of GST	\$5,730.92

Please cut along this line and return lower section with your payment.



EFT Payment

Independent Capital Adviser Pty Ltd
 BSB: 014734
 Account: 905381901
 Reference: Adviser Fees Johnson SMSF

Please post your Cheque to:

Independent Capital Advisers Pty Ltd
 PO Box 5667
 Cairns QLD 4870

NB: As per our MDA agreement this invoice will be paid directly from your portfolio cash management account.

42




The Trustees
 Johnson Super Fund
 11 Diamond Street
 MOUNT SHERIDAN QLD 4868

Date: 1 July 2020

STATEMENT OF ACCOUNT

Date	Description	Amount
04/07/2019	Class Admin Fees – April to June 2019	\$137.50
03/10/2019	Class Admin Fees – July to September 2019	\$137.50
16/01/2020	Class Admin Fees – October to December 2019	\$137.50
06/04/2020	Class Admin Fees – January to March 2020	\$137.50
	Total Class Admin Fees inclusive of GST	\$550.00

Please cut along this line and return lower section with your payment.



<p>EFT Payment Independent Capital Adviser Pty Ltd BSB: 014734 Account: 905381901 Reference: Class Admin Fees Johnson SMSF</p>	<p>Please post your Cheque to: Independent Capital Advisers Pty Ltd PO Box 5667 Cairns QLD 4870</p>
<p>NB: As per our MDA agreement this invoice will be paid directly from your portfolio cash management account.</p>	