
Rick Wray Superannuation Fund

Reports

Table of Contents

Report Name

Fund Details Report

Trial Balance

General Ledger Audit Trail Report

Bank Account Movement Report

Investment Summary Report

Investment Movement and Returns Report

Investment Allocation

Foreign Cash Reconciliation

Statement of Taxable Income Report

Foreign Income and Expenses Worksheet

Tax Accounting Reconciliation

Realised Capital Gains Report

Unrealised Capital Gains Report

Rick Wray Superannuation Fund

Fund Details Report

Fund Details

Fund Start Date	1 July 2013
Fund Code	RICKWRAY
Name	Rick Wray Superannuation Fund
Previous Name	
Legal Type	SMSF
Is Resident	True
ABN	73 604 177 419
TFN	863103597
SFN	
RSE Registration Number	
RSE Effective Date	

Fund Contact Details

Phone	0299719972
Fax	0299729611
Email	nathan@armstrongadvisory.com.au
URL	www.armstrongadvisory.com.au
Use Physical Address for Mailing	False

Physical Address

Line 1	26 Palomar Parade
Line 2	
Line 3	
Suburb	Freshwater
State	NSW
Postcode	2096
Validate Address	False

Mailing Address

Addressee	
Line 1	Suite 201
Line 2	30 Fisher Road
Line 3	
Suburb	Dee Why
State	NSW
Postcode	2099
Validate Address	False

Trust Deeds

Deed Date	1 July 2013	Date Printed	
Jurisdiction	NSW	Deed Type	Establishment
Trustee Name	Rick Wray Pty Limited		
Deed Source	Not Supplied		
Comments			

Fund Investment Returns

Financial Year	Rate Of Return
2020	Not Recorded
2019	Not Recorded
2018	Not Recorded
2017	Not Recorded
2016	Not Recorded
2015	Not Recorded
2014	Not Recorded

Rick Wray Superannuation Fund

Fund Details Report

Corporate Trustee Details

Name	Rick Wray Pty Limited
ABN	
ACN	125706194
TFN	
Contact Details	
Phone	0299719972
Fax	0299729611
Email	nathan@armstrongadvisory.com.au
URL	www.armstrongadvisory.com.au
Preferred Voice Contact	Home
Preferred Written Contact	MailingAddress
Use Physical Address for Mailing	False
Physical Address	
Line 1	26 Palomar Parade
Line 2	
Line 3	
Suburb	Freshwater
State	NSW
Postcode	2096
Validate Address	False
Mailing Address	
Addressee	
Line 1	Suite 201
Line 2	30 Fisher Road
Line 3	
Suburb	Dee Why
State	NSW
Postcode	2099
Validate Address	False

Rick Wray Superannuation Fund

Fund Details Report

Fund Settings

Annual Return Address Default Fund

Fund Policy

Fund Policy Start Date

Fund Policy End Date 30 June 2013

GST

GST Status Non-Registered

GST Status Date

GST Tax Period

Pensions

Segregate for Pension Purposes

Pension Exempt % (Actuarial)

Pension Exempt % (Expenses)

Tax Effect Accounting

Use Tax Effect Accounting False

Capital Loss Provision % 0.00%

Income Loss Provision % 0.00%

Unrealised Gains Provision % 0.00%

Fund Policy

Fund Policy Start Date 1 July 2013

Fund Policy End Date 30 June 2018

GST

GST Status Non-Registered

GST Status Date

GST Tax Period

Pensions

Segregate for Pension Purposes False

Pension Exempt % (Actuarial) 98.83%

Pension Exempt % (Expenses)

Tax Effect Accounting

Use Tax Effect Accounting False

Capital Loss Provision % 0.00%

Income Loss Provision % 0.00%

Unrealised Gains Provision % 0.00%

Fund Policy

Fund Policy Start Date 1 July 2018

Fund Policy End Date

GST

GST Status Non-Registered

GST Status Date

GST Tax Period

Pensions

Segregate for Pension Purposes False

Pension Exempt % (Actuarial) 0.00%

Pension Exempt % (Expenses)

Tax Effect Accounting

Use Tax Effect Accounting False

Capital Loss Provision % 0.00%

Income Loss Provision % 0.00%

Unrealised Gains Provision % 0.00%

Rick Wray Superannuation Fund
Fund Details Report

Bank Accounts

Code and Description	CASH1 - Bendigo Bank 130890874
Account Type	Bank Account
BSB	633-000
Account Number	130890874
Account Name	Rick Wray Pty Limited ATF Rick Wray Superannuation Fund
Operational Account	True
Holding Reference Type	
Holding Reference	
In-House Asset	False

Code and Description	CASH2 - Bendigo Bank #2 1131737355
Account Type	Bank Account
BSB	633-000
Account Number	131737355
Account Name	Rick Wray Pty Limited ATF Rick Wray Superannuation Fund
Operational Account	True
Holding Reference Type	
Holding Reference	
In-House Asset	False

Rick Wray Superannuation Fund

Fund Details Report

Investment Accounts

Code and Description **AGL - AGL Energy Limited.**

Holding Reference Type

Holding Reference

Security Issue Code AGL

Market Type Code LM

Unlisted Security Type Code

In-House Asset False

Code and Description **AMP - AMP Limited**

Holding Reference Type

Holding Reference

Security Issue Code AMP

Market Type Code LM

Unlisted Security Type Code

In-House Asset False

Code and Description **ANN - Ansell Limited**

Holding Reference Type

Holding Reference

Security Issue Code ANN

Market Type Code LM

Unlisted Security Type Code

In-House Asset False

Code and Description **ANZ - Australia And New Zealand Banking Group Limited**

Holding Reference Type

Holding Reference

Security Issue Code ANZ

Market Type Code LM

Unlisted Security Type Code

In-House Asset False

Code and Description **ARX - Arc Exploration Limited**

Holding Reference Type

Holding Reference

Security Issue Code ARX

Market Type Code LM

Unlisted Security Type Code

In-House Asset False

Code and Description **AVN - Aventus Group - Fully Paid Ordinary/Units Stapled Securities**

Holding Reference Type

Holding Reference

Security Issue Code AVN

Market Type Code LM

Unlisted Security Type Code

In-House Asset False

Code and Description **BEN - Bendigo And Adelaide Bank Limited**

Rick Wray Superannuation Fund

Fund Details Report

Holding Reference Type	
Holding Reference	
Security Issue Code	BEN
Market Type Code	LM
Unlisted Security Type Code	
In-House Asset	False
Code and Description	BOQ - Bank Of Queensland Limited.
Holding Reference Type	
Holding Reference	
Security Issue Code	BOQ
Market Type Code	LM
Unlisted Security Type Code	
In-House Asset	False
Code and Description	BSL - Bluescope Steel Limited
Holding Reference Type	
Holding Reference	
Security Issue Code	BSL
Market Type Code	LM
Unlisted Security Type Code	
In-House Asset	False
Code and Description	CBA - Commonwealth Bank Of Australia.
Holding Reference Type	
Holding Reference	
Security Issue Code	CBA
Market Type Code	LM
Unlisted Security Type Code	
In-House Asset	False
Code and Description	CCV - Cash Converters International
Holding Reference Type	
Holding Reference	
Security Issue Code	CCV
Market Type Code	LM
Unlisted Security Type Code	
In-House Asset	False
Code and Description	CYB - Cybg PLC - Cdi 1:1 Foreign Exempt Lse
Holding Reference Type	
Holding Reference	
Security Issue Code	CYB
Market Type Code	LM
Unlisted Security Type Code	
In-House Asset	False
Code and Description	CYM - Cyprium Metals Limited
Holding Reference Type	
Holding Reference	
Security Issue Code	CYM
Market Type Code	LM
Unlisted Security Type Code	
In-House Asset	False

Rick Wray Superannuation Fund

Fund Details Report

Code and Description	EAIT - Everest Alternative Investment Trust
Holding Reference Type	
Holding Reference	
Security Issue Code	EAIT
Market Type Code	UN
Unlisted Security Type Code	UnlistedTrust
In-House Asset	False

Code and Description	FEA - Forest Enterprises Australia Limited
Holding Reference Type	
Holding Reference	
Security Issue Code	FEA
Market Type Code	LM
Unlisted Security Type Code	
In-House Asset	False

Code and Description	GTP - Great Southern Limited
Holding Reference Type	
Holding Reference	
Security Issue Code	GTP
Market Type Code	LM
Unlisted Security Type Code	
In-House Asset	False

Code and Description	HIL - Hills Limited
Holding Reference Type	
Holding Reference	
Security Issue Code	HIL
Market Type Code	LM
Unlisted Security Type Code	
In-House Asset	False

Code and Description	IBA - Iba Health Limited
Holding Reference Type	
Holding Reference	
Security Issue Code	IBA
Market Type Code	LM
Unlisted Security Type Code	
In-House Asset	False

Code and Description	KGN - Kogan.Com Ltd
Holding Reference Type	
Holding Reference	
Security Issue Code	KGN
Market Type Code	LM
Unlisted Security Type Code	
In-House Asset	False

Code and Description	MRM - Mma Offshore Limited
Holding Reference Type	
Holding Reference	
Security Issue Code	MRM
Market Type Code	LM
Unlisted Security Type Code	
In-House Asset	False

Rick Wray Superannuation Fund

Fund Details Report

Code and Description	My Wine Marketing - My Wine Marketing
Holding Reference Type	
Holding Reference	
Security Issue Code	My Wine Marketing
Market Type Code	UN
Unlisted Security Type Code	UnlistedCompany
In-House Asset	False

Code and Description	NAB - National Australia Bank Limited
Holding Reference Type	
Holding Reference	
Security Issue Code	NAB
Market Type Code	LM
Unlisted Security Type Code	
In-House Asset	False

Code and Description	OZL - Oz Minerals Limited
Holding Reference Type	
Holding Reference	
Security Issue Code	OZL
Market Type Code	LM
Unlisted Security Type Code	
In-House Asset	False

Code and Description	PGH - Pact Group Holdings Ltd
Holding Reference Type	
Holding Reference	
Security Issue Code	PGH
Market Type Code	LM
Unlisted Security Type Code	
In-House Asset	False

Code and Description	PLS - Pilbara Minerals Limited
Holding Reference Type	
Holding Reference	
Security Issue Code	PLS
Market Type Code	LM
Unlisted Security Type Code	
In-House Asset	False

Code and Description	QBE - QBE Insurance Group Limited
Holding Reference Type	
Holding Reference	
Security Issue Code	QBE
Market Type Code	LM
Unlisted Security Type Code	
In-House Asset	False

Code and Description	REX - Regional Express Holdings Limited
-----------------------------	--

Rick Wray Superannuation Fund

Fund Details Report

Holding Reference Type	
Holding Reference	
Security Issue Code	REX
Market Type Code	LM
Unlisted Security Type Code	
In-House Asset	False
Code and Description	RNE - Renu Energy Limited
Holding Reference Type	
Holding Reference	
Security Issue Code	RNE
Market Type Code	LM
Unlisted Security Type Code	
In-House Asset	False
Code and Description	SCG - Scentre Group - Fully Paid Ordinary/Units Stapled Securities
Holding Reference Type	
Holding Reference	
Security Issue Code	SCG
Market Type Code	LM
Unlisted Security Type Code	
In-House Asset	False
Code and Description	SGB - St George Bank Limited
Holding Reference Type	
Holding Reference	
Security Issue Code	SGB
Market Type Code	LM
Unlisted Security Type Code	
In-House Asset	False
Code and Description	SGP - Stockland - Units/Ordinary Fully Paid Stapled Securities
Holding Reference Type	
Holding Reference	
Security Issue Code	SGP
Market Type Code	LM
Unlisted Security Type Code	
In-House Asset	False
Code and Description	SRV - Servcorp Limited
Holding Reference Type	
Holding Reference	
Security Issue Code	SRV
Market Type Code	LM
Unlisted Security Type Code	
In-House Asset	False
Code and Description	SUN - Suncorp Group Limited
Holding Reference Type	
Holding Reference	
Security Issue Code	SUN
Market Type Code	LM
Unlisted Security Type Code	
In-House Asset	False

Rick Wray Superannuation Fund

Fund Details Report

Code and Description	VAH - Virgin Australia Holdings Limited
Holding Reference Type	
Holding Reference	
Security Issue Code	VAH
Market Type Code	LM
Unlisted Security Type Code	
In-House Asset	False

Code and Description	WBC - Westpac Banking Corporation
Holding Reference Type	
Holding Reference	
Security Issue Code	WBC
Market Type Code	LM
Unlisted Security Type Code	
In-House Asset	False

Property Accounts

Code and Description	BELGRAVE - 2/31 Belgrave Street, Manly 2095
Property Type	False
Registered for Land Tax	False
In-House Asset	False

Address

Line 1	2/31 Belgrave Street
Line 2	
Line 3	
Suburb	Manly
State	NSW
Postcode	2095
Validate Address	False

Code and Description	FISHER - 201/30 Fisher Road, Dee Why 2099
Property Type	True
Registered for Land Tax	True
In-House Asset	False

Address

Line 1	201/30 Fisher Road
Line 2	
Line 3	
Suburb	Dee Why
State	NSW
Postcode	2099
Validate Address	False

Rick Wray Superannuation Fund

Fund Details Report

Member Details

Member Number	1
Title	MR
First Name	Richard
Middle Names	Granville
Family Name	Wray
Gender	Male
Date of Birth	8 October 1956
Date of Death	
Preferred Salutation	
Preferred Name	
Contact Details	
Preferred Voice Contact	Home
Preferred Written Contact	MailingAddress
Home Phone	0299719972
Work Phone	0299719972
Mobile	
Fax	
Direct	
Email	nathan@armstrongadvisory.com.au
Use Physical Address for Mailing	False
Physical Address	
Line 1	26 Palomar Parade
Line 2	
Line 3	
Suburb	Freshwater
State	NSW
Postcode	2096
Validate Address	False
Mailing Address	
Addressee	
Line 1	Suite 201
Line 2	30 Fisher Road
Line 3	
Suburb	Dee Why
State	NSW
Postcode	2099
Validate Address	False
Member Details	
Join Fund Date	1 July 2013
Leave Fund Date	
ESP Start Date	1 July 2013
Australian Resident	False
TFN	126963864
Claim Tax Free Threshold	False
Death Sum Insured	
TPD Sum Insured	
Salary Continuance Sum Insured	

Pension Accounts

Rick Wray Superannuation Fund
Fund Details Report

Pension Account Name	Pension 2019
Pension Type	AccountBased
Start Date	1 July 2018
Crystallisation Date	

Pension Accounts

Pension Account Name	New Pension Account
Pension Type	AccountBased
Start Date	2 July 2016
Crystallisation Date	

Pension Accounts

Pension Account Name	TRIS 2
Pension Type	AccountBased
Start Date	2 October 2017
Crystallisation Date	

Rick Wray Superannuation Fund
Fund Details Report

Rick Wray Superannuation Fund

Trial Balance as at 30 June 2019

Prior Year		Description	Current Year	
Debits	Credits		Debits	Credits
INCOME				
		Contributions		
-	27,525.34	Employer	-	26,349.81
-	2,536.70	Member	-	6,343.50
22,713.19	-	Increase in Market Value	-	35,900.29
-	551.35	Distributions	-	1,239.48
-	24,261.45	Dividends	-	29,550.30
-	8.67	Foreign Income	-	27.83
-	19.70	Interest	-	25.19
-	39,139.60	Rent	-	39,791.50
-	-	Other Income	-	198.05
EXPENSE				
44,289.66	-	Pensions Paid	64,720.55	-
1,375.00	-	Accountancy Fee	3,850.00	-
220.00	-	Auditor Fee	550.00	-
21.60	-	Bank Fees	13.40	-
1,232.69	-	Depreciation	1,285.67	-
77.00	-	Fine	-	-
11,999.85	-	Property Expenses	12,466.28	-
48.00	-	Regulatory Fees	-	-
-	-	SMSF Supervisory Levy	518.00	-
-	-	Realised Capital Losses	38,590.50	-
INCOME TAX				
4,215.15	-	Income Tax Expense	11,701.05	-

Rick Wray Superannuation Fund

Trial Balance as at 30 June 2019

Prior Year		Description	Current Year	
Debits	Credits		Debits	Credits
PROFIT & LOSS CLEARING ACCOUNT				
7,850.67	-	Profit & Loss Clearing Account	5,730.50	-
ASSETS				
1,147,253.00	-	Direct Property	1,147,253.00	-
328,784.54	-	Shares in Listed Companies	350,689.29	-
10,690.00	-	Stapled Securities	18,720.00	-
2,384.95	-	Units In Unlisted Unit Trusts	60.75	-
19,422.88	-	Cash At Bank	11,777.79	-
135.00	-	Receivables	141.00	-
LIABILITIES				
-	450.00	Other Creditors and Accruals	-	450.00
14,913.45	-	Income Tax Payable	-	167.51
-	840.00	Other Taxes Payable	-	-
MEMBER ENTITLEMENTS				
-	1,522,293.82	Mr Richard Wray	-	1,528,024.32
<u>1,617,626.63</u>	<u>1,617,626.63</u>		<u>1,668,067.78</u>	<u>1,668,067.78</u>

Rick Wray Superannuation Fund
General Ledger Audit Trail
For the period from 1 July 2018 to 30 June 2019

Processed Date & User	Date	Description	State	Amount
-----------------------	------	-------------	-------	--------

Income

Investment Gains · Disposal Suspense · Shares in Listed Companies · Arc Exploration Limited

21/02/2020	Corporate Actions Wizard	26/06/2019	ARX/CYM Code Change	Accounted	2,432.95	Cr
20/03/2020	nathan@armstrongadvisory.com.au	26/06/2019	ARX/CYM Code Change	Accounted	2,432.95	Dr

Investment Gains · Disposal Suspense · Shares in Listed Companies · Kogan.Com Ltd

20/03/2020	nathan@armstrongadvisory.com.au	23/05/2019	Sell 500 kogan Shares	Accounted	2,960.24	Dr
13/01/2020	nathan@armstrongadvisory.com.au	23/05/2019	Sell 500 kogan Shares	Accounted	2,960.24	Cr

Investment Gains · Disposal Suspense · Shares in Unlisted Companies · My Wine Marketing

Investment Gains · Increase in Market Value · Direct Property · 2 · 31 Belgrave Street, Manly 2095

20/03/2020	nathan@armstrongadvisory.com.au	30/06/2019	Market Value Adjustment	Accounted	655.37	Cr
------------	---------------------------------	------------	-------------------------	-----------	--------	----

Investment Gains · Increase in Market Value · Direct Property · 201 · 30 Fisher Road, Dee Why 2099

20/03/2020	nathan@armstrongadvisory.com.au	30/06/2019	Market Value Adjustment	Accounted	630.30	Cr
------------	---------------------------------	------------	-------------------------	-----------	--------	----

Investment Gains · Increase in Market Value · Shares in Listed Companies · AGL Energy Limited.

20/03/2020	nathan@armstrongadvisory.com.au	30/06/2019	Market Value Adjustment	Accounted	741.00	Dr
------------	---------------------------------	------------	-------------------------	-----------	--------	----

Investment Gains · Increase in Market Value · Shares in Listed Companies · AMP Limited

20/03/2020	nathan@armstrongadvisory.com.au	30/06/2019	Market Value Adjustment	Accounted	1,440.00	Dr
------------	---------------------------------	------------	-------------------------	-----------	----------	----

Investment Gains · Increase in Market Value · Shares in Listed Companies · Ansell Limited

20/03/2020	nathan@armstrongadvisory.com.au	30/06/2019	Market Value Adjustment	Accounted	68.00	Dr
------------	---------------------------------	------------	-------------------------	-----------	-------	----

Investment Gains · Increase in Market Value · Shares in Listed Companies · Arc Exploration Limited

20/03/2020	nathan@armstrongadvisory.com.au	30/06/2019	Market Value Adjustment	Accounted	2,430.55	Cr
------------	---------------------------------	------------	-------------------------	-----------	----------	----

Investment Gains · Increase in Market Value · Shares in Listed Companies · Australia And New Zealand Banking Group

20/03/2020	nathan@armstrongadvisory.com.au	30/06/2019	Market Value Adjustment	Accounted	35.85	Dr
------------	---------------------------------	------------	-------------------------	-----------	-------	----

Investment Gains · Increase in Market Value · Shares in Listed Companies · Bank Of Queensland Limited.

20/03/2020	nathan@armstrongadvisory.com.au	30/06/2019	Market Value Adjustment	Accounted	330.00	Dr
------------	---------------------------------	------------	-------------------------	-----------	--------	----

Investment Gains · Increase in Market Value · Shares in Listed Companies · Bendigo And Adelaide Bank Limited

20/03/2020	nathan@armstrongadvisory.com.au	30/06/2019	Market Value Adjustment	Accounted	7,497.05	Cr
------------	---------------------------------	------------	-------------------------	-----------	----------	----

Investment Gains · Increase in Market Value · Shares in Listed Companies · Bluescope Steel Limited

20/03/2020	nathan@armstrongadvisory.com.au	30/06/2019	Market Value Adjustment	Accounted	1,740.14	Dr
------------	---------------------------------	------------	-------------------------	-----------	----------	----

Investment Gains · Increase in Market Value · Shares in Listed Companies · Cash Converters International

20/03/2020	nathan@armstrongadvisory.com.au	30/06/2019	Market Value Adjustment	Accounted	2,220.00	Dr
------------	---------------------------------	------------	-------------------------	-----------	----------	----

Investment Gains · Increase in Market Value · Shares in Listed Companies · Commonwealth Bank Of Australia.

20/03/2020	nathan@armstrongadvisory.com.au	30/06/2019	Market Value Adjustment	Accounted	2,484.13	Cr
------------	---------------------------------	------------	-------------------------	-----------	----------	----

Investment Gains · Increase in Market Value · Shares in Listed Companies · Cybg PLC - Cdi 1:1 Foreign Exempt Lse

Rick Wray Superannuation Fund
General Ledger Audit Trail
For the period from 1 July 2018 to 30 June 2019

Processed Date & User	Date	Description	State	Amount	
Income					
Investment Gains · Increase in Market Value · Shares in Listed Companies · Cybg PLC - Cdi 1:1 Foreign Exempt Lse					
20/03/2020	nathan@armstrongadvisory.com.au	30/06/2019	Market Value Adjustment	Accounted	1,105.00 Dr
Investment Gains · Increase in Market Value · Shares in Listed Companies · Cyprium Metals Limited					
20/03/2020	nathan@armstrongadvisory.com.au	30/06/2019	Market Value Adjustment	Accounted	2,431.51 Dr
Investment Gains · Increase in Market Value · Shares in Listed Companies · Hills Limited					
20/03/2020	nathan@armstrongadvisory.com.au	30/06/2019	Market Value Adjustment	Accounted	275.00 Dr
Investment Gains · Increase in Market Value · Shares in Listed Companies · Kogan.Com Ltd					
20/03/2020	nathan@armstrongadvisory.com.au	30/06/2019	Market Value Adjustment	Accounted	765.03 Cr
Investment Gains · Increase in Market Value · Shares in Listed Companies · Mma Offshore Limited					
20/03/2020	nathan@armstrongadvisory.com.au	30/06/2019	Market Value Adjustment	Accounted	400.00 Dr
Investment Gains · Increase in Market Value · Shares in Listed Companies · National Australia Bank Limited					
20/03/2020	nathan@armstrongadvisory.com.au	30/06/2019	Market Value Adjustment	Accounted	871.95 Dr
Investment Gains · Increase in Market Value · Shares in Listed Companies · Oz Minerals Limited					
20/03/2020	nathan@armstrongadvisory.com.au	30/06/2019	Market Value Adjustment	Accounted	122.00 Cr
Investment Gains · Increase in Market Value · Shares in Listed Companies · Pact Group Holdings Ltd					
20/03/2020	nathan@armstrongadvisory.com.au	30/06/2019	Market Value Adjustment	Accounted	1,000.05 Cr
Investment Gains · Increase in Market Value · Shares in Listed Companies · Pilbara Minerals Limited					
20/03/2020	nathan@armstrongadvisory.com.au	30/06/2019	Market Value Adjustment	Accounted	4,800.00 Dr
Investment Gains · Increase in Market Value · Shares in Listed Companies · QBE Insurance Group Limited					
20/03/2020	nathan@armstrongadvisory.com.au	30/06/2019	Market Value Adjustment	Accounted	2,926.00 Cr
Investment Gains · Increase in Market Value · Shares in Listed Companies · Regional Express Holdings Limited					
20/03/2020	nathan@armstrongadvisory.com.au	30/06/2019	Market Value Adjustment	Accounted	60.00 Dr
Investment Gains · Increase in Market Value · Shares in Listed Companies · Renu Energy Limited					
20/03/2020	nathan@armstrongadvisory.com.au	30/06/2019	Market Value Adjustment	Accounted	138.60 Dr
Investment Gains · Increase in Market Value · Shares in Listed Companies · Servcorp Limited					
20/03/2020	nathan@armstrongadvisory.com.au	30/06/2019	Market Value Adjustment	Accounted	3,510.00 Cr
Investment Gains · Increase in Market Value · Shares in Listed Companies · Suncorp Group Limited					
20/03/2020	nathan@armstrongadvisory.com.au	30/06/2019	Market Value Adjustment	Accounted	7,504.00 Dr
Investment Gains · Increase in Market Value · Shares in Listed Companies · Virgin Australia Holdings Limited					
20/03/2020	nathan@armstrongadvisory.com.au	30/06/2019	Market Value Adjustment	Accounted	300.00 Dr
Investment Gains · Increase in Market Value · Shares in Listed Companies · Westpac Banking Corporation					
20/03/2020	nathan@armstrongadvisory.com.au	30/06/2019	Market Value Adjustment	Accounted	1,555.70 Dr

Rick Wray Superannuation Fund
General Ledger Audit Trail
For the period from 1 July 2018 to 30 June 2019

Processed Date & User	Date	Description	State	Amount
Income				
Investment Gains · Increase in Market Value · Shares in Unlisted Companies · My Wine Marketing				
20/03/2020	nathan@armstrongadvisory.com.au	30/06/2019	Market Value Adjustment	Accounted 34,190.76 Cr
Investment Gains · Increase in Market Value · Stapled Securities · Aventus Group - Fully Paid Ordinary · Units Stapled S				
20/03/2020	nathan@armstrongadvisory.com.au	30/06/2019	Market Value Adjustment	Accounted 150.00 Cr
Investment Gains · Increase in Market Value · Stapled Securities · Scentre Group - Fully Paid Ordinary · Units Stapled S				
20/03/2020	nathan@armstrongadvisory.com.au	30/06/2019	Market Value Adjustment	Accounted 7,680.00 Cr
Investment Gains · Increase in Market Value · Stapled Securities · Stockland - Units · Ordinary Fully Paid Stapled Securi				
20/03/2020	nathan@armstrongadvisory.com.au	30/06/2019	Market Value Adjustment	Accounted 200.00 Cr
Investment Gains · Increase in Market Value · Units In Unlisted Unit Trusts · Everest Alternative Investment Trust				
20/03/2020	nathan@armstrongadvisory.com.au	30/06/2019	Market Value Adjustment	Accounted 2,324.20 Dr
Investment Income · Distributions · Stapled Securities · Aventus Group - Fully Paid Ordinary · Units Stapled Securities				
10/02/2020	nathan@armstrongadvisory.com.au	1/07/2018	Investment Income	Accounted 122.10 Cr
10/02/2020	nathan@armstrongadvisory.com.au	28/09/2018	Investment Income	Accounted 122.70 Cr
10/02/2020	nathan@armstrongadvisory.com.au	31/12/2018	Investment Income	Accounted 124.20 Cr
10/02/2020	nathan@armstrongadvisory.com.au	29/03/2019	Investment Income	Accounted 124.80 Cr
Investment Income · Distributions · Stapled Securities · Scentre Group - Fully Paid Ordinary · Units Stapled Securities				
21/02/2020	nathan@armstrongadvisory.com.au	14/08/2018	SCG Distribution - Cash	Accounted 221.60 Cr
21/02/2020	nathan@armstrongadvisory.com.au	13/02/2019	SCG 3.08C FRANKED@30%	Accounted 221.60 Cr
21/02/2020	nathan@armstrongadvisory.com.au	30/06/2019	Distribution - Tax Statement	Accounted 0.04 Cr
21/02/2020	nathan@armstrongadvisory.com.au	30/06/2019	Distribution - Tax Statement	Accounted 26.44 Cr
Investment Income · Distributions · Stapled Securities · Stockland - Units · Ordinary Fully Paid Stapled Securities				
13/01/2020	Income Announcement	28/12/2018	SGP DRP SUSPENDED	Accounted 135.00 Cr
13/01/2020	Income Announcement	27/06/2019	SGP DRP SUSPENDED	Accounted 141.00 Cr
Investment Income · Dividends · Shares in Listed Companies · AGL Energy Limited.				
13/01/2020	Income Announcement	21/09/2018	AGL 50.4C FRANKED@30%;12.6C CFI;DRP NIL DISC	Accounted 253.80 Cr
13/01/2020	Income Announcement	22/03/2019	AGL 44C FRANKED@30%;11C CFI;DRP NIL DISC	Accounted 221.57 Cr
Investment Income · Dividends · Shares in Listed Companies · AMP Limited				
13/01/2020	Income Announcement	28/09/2018	AMP 5C FRANKED@30%; 5C CFI; DRP NIL DISC	Accounted 121.43 Cr
13/01/2020	Income Announcement	28/03/2019	AMP 3.6C FRANKED@30%;0.4C CFI;DRP NIL DISC	Accounted 55.43 Cr
Investment Income · Dividends · Shares in Listed Companies · Ansell Limited				
13/01/2020	Income Announcement	13/09/2018	ANN US25C; UNFRANKED; 100% CFI; DRP	Accounted 68.28 Cr
13/01/2020	Income Announcement	14/03/2019	ANN US20.75C; UNFRANKED; 100% CFI; DRP	Accounted 58.10 Cr
Investment Income · Dividends · Shares in Listed Companies · Australia And New Zealand Banking Group Limited				
13/01/2020	nathan@armstrongadvisory.com.au	2/07/2018	ANZ 80C FRANKED @ 30%; DRP & BSP NIL DISC	Accounted 1,365.71 Cr
3/04/2019	Auto Transaction Rules	18/12/2018	DIVIDEND A066/00583572 ANZ DIVIDEND 0865803592	Accounted 1,365.71 Cr

Rick Wray Superannuation Fund
General Ledger Audit Trail
For the period from 1 July 2018 to 30 June 2019

Processed Date & User	Date	Description	State	Amount
Income				
Investment Income · Dividends · Shares in Listed Companies · Bank Of Queensland Limited.				
13/01/2020	Income Announcement	14/11/2018	BOQ 38C FRANKED @30%; DRP	Accounted 271.43 Cr
13/01/2020	Income Announcement	22/05/2019	BOQ 34C FRANKED @30%; DRP	Accounted 242.86 Cr
Investment Income · Dividends · Shares in Listed Companies · Bendigo And Adelaide Bank Limited				
13/01/2020	Income Announcement - Modified by nathan@armstrongadvisory.com.au	28/09/2018	BEN 35C FRANKED@30%;DRP NIL DIS;BSP NIL DIS	Accounted 1,250.00 Cr
13/01/2020	Income Announcement - Modified by nathan@armstrongadvisory.com.au	29/03/2019	BEN 35C FRANKED@30%;DRP NIL DIS;BSP NIL DIS	Accounted 1,350.00 Cr
Investment Income · Dividends · Shares in Listed Companies · Bluescope Steel Limited				
13/01/2020	Income Announcement	16/10/2018	BSL UNFRANKED; 100% CFI; DRP SUSPENDE	Accounted 26.72 Cr
13/01/2020	Income Announcement	2/04/2019	BSL UNFRANKED; 100% CFI; DRP SUSPENDE	Accounted 20.04 Cr
Investment Income · Dividends · Shares in Listed Companies · Commonwealth Bank Of Australia.				
13/01/2020	Income Announcement	28/03/2019	CBA 200C FRANKED@30%; DRP NIL DISCOUNT	Accounted 571.43 Cr
Investment Income · Dividends · Shares in Listed Companies · Kogan.Com Ltd				
13/01/2020	Income Announcement	8/05/2019	KGN 6.1C FRANKED @30%	Accounted 87.14 Cr
Investment Income · Dividends · Shares in Listed Companies · National Australia Bank Limited				
2/05/2019	Income Announcement	5/07/2018	NAB 99C FR@ 30%; DRP; BSP NIL DISCOUNT	Accounted 2,828.57 Cr
13/01/2020	Income Announcement	14/12/2018	NAB 99C FR@ 30%; DRP; BSP NIL DISCOUNT	Accounted 2,828.57 Cr
Investment Income · Dividends · Shares in Listed Companies · Oz Minerals Limited				
13/01/2020	Income Announcement	17/09/2018	OZL 8C FRANKED @30%	Accounted 22.86 Cr
13/01/2020	Income Announcement	26/03/2019	OZL 15C FRANKED @ 30%	Accounted 42.86 Cr
Investment Income · Dividends · Shares in Listed Companies · QBE Insurance Group Limited				
3/04/2019	Auto Transaction Rules	5/10/2018	DIVIDEND 18FPA/00837474 QBE DIVIDEND 0850562281	Accounted 440.00 Cr
20/04/2019	Auto Transaction Rules	18/04/2019	DIVIDEND 18AFP/00834464 QBE DIVIDEND 0890887020	Accounted 560.00 Cr
Investment Income · Dividends · Shares in Listed Companies · Regional Express Holdings Limited				
13/01/2020	Income Announcement	15/11/2018	REX 8C FRANKED @ 30%	Accounted 457.14 Cr
13/01/2020	Income Announcement	1/04/2019	REX 4C FRANKED @ 30%	Accounted 228.57 Cr
Investment Income · Dividends · Shares in Listed Companies · Servcorp Limited				
10/02/2020	nathan@armstrongadvisory.com.au	4/10/2018	SRV 3.25C FRANKED @ 30%; NIL CFI	Accounted 143.93 Cr
10/02/2020	nathan@armstrongadvisory.com.au	3/04/2019	SRV 5.2C FRANKED @ 30%; NIL CFI	Accounted 152.29 Cr
Investment Income · Dividends · Shares in Listed Companies · Suncorp Group Limited				
13/01/2020	Income Announcement	19/09/2018	SUN 48C FRANKED@30%; 8C SPECIAL; DRP NIL DIS	Accounted 4,594.29 Cr
13/01/2020	Income Announcement	2/04/2019	SUN 26C FRANKED@30%; DRP NIL DISC	Accounted 2,488.57 Cr
13/01/2020	Income Announcement	3/05/2019	SUN 8C FRANKED@30%; SPECIAL; DRP NIL DISC	Accounted 765.71 Cr
Investment Income · Dividends · Shares in Listed Companies · Westpac Banking Corporation				
13/01/2020	nathan@armstrongadvisory.com.au	4/07/2018	WBC 94C FRANKED@30%; DRP NIL DISCOUNT	Accounted 2,222.43 Cr
3/04/2019	Auto Transaction Rules	20/12/2018	DIVIDEND 001223418688 WBC DIVIDEND 0866646440	Accounted 2,222.43 Cr
25/06/2019	Auto Transaction Rules	24/06/2019	DIVIDEND 001229578221 WBC DIVIDEND 0904674503	Accounted 2,222.43 Cr
Investment Income · Foreign Income · Foreign Dividend · Shares in Listed Companies · Cybg PLC - Cdi 1:1 Foreign Exei				
13/01/2020	Income Announcement	15/02/2019	CYB 3.1 PENCE; UNFRANKED; NIL CFI	Accounted 27.83 Cr

Rick Wray Superannuation Fund
General Ledger Audit Trail
For the period from 1 July 2018 to 30 June 2019

Processed Date & User	Date	Description	State	Amount
-----------------------	------	-------------	-------	--------

Income

Investment Income · Interest · Cash At Bank · Bendigo Bank #2 1131737355

13/01/2020	nathan@armstrongadvisory.com.au	1/01/2019	INTEREST	Accounted	0.33	Cr
13/01/2020	nathan@armstrongadvisory.com.au	1/06/2019	INTEREST	Accounted	0.63	Cr

Investment Income · Interest · Cash At Bank · Bendigo Bank 130890874

13/01/2020	Transaction Rules	1/07/2018	INTEREST	Accounted	0.76	Cr
13/01/2020	Transaction Rules	1/08/2018	INTEREST	Accounted	0.96	Cr
13/01/2020	Transaction Rules	1/09/2018	INTEREST	Accounted	1.03	Cr
13/01/2020	Transaction Rules	1/10/2018	INTEREST	Accounted	2.30	Cr
3/04/2019	Auto Transaction Rules	1/11/2018	INTEREST	Accounted	2.85	Cr
3/04/2019	Auto Transaction Rules	1/12/2018	INTEREST	Accounted	3.10	Cr
3/04/2019	Auto Transaction Rules	1/01/2019	INTEREST	Accounted	2.02	Cr
3/04/2019	Auto Transaction Rules	1/02/2019	INTEREST	Accounted	1.28	Cr
3/04/2019	Auto Transaction Rules	1/03/2019	INTEREST	Accounted	2.01	Cr
3/04/2019	Auto Transaction Rules	1/04/2019	INTEREST	Accounted	2.55	Cr
2/05/2019	Auto Transaction Rules	1/05/2019	INTEREST	Accounted	3.33	Cr
2/06/2019	Auto Transaction Rules	1/06/2019	INTEREST	Accounted	2.04	Cr

Investment Income · Rent · Direct Property · 2 · 31 Belgrave Street, Manly 2095

13/01/2020	nathan@armstrongadvisory.com.au	30/06/2019	Rent	Accounted	22,391.50	Cr
------------	---------------------------------	------------	------	-----------	-----------	----

Investment Income · Rent · Direct Property · 201 · 30 Fisher Road, Dee Why 2099

13/01/2020	nathan@armstrongadvisory.com.au	30/06/2019	Rent	Accounted	17,400.00	Cr
------------	---------------------------------	------------	------	-----------	-----------	----

Member Receipts · Contributions · Employer · Mr Richard Wray

13/01/2020	Transaction Rules	24/07/2018	NBC SUPER	Accounted	1,903.68	Cr
13/01/2020	Transaction Rules	23/08/2018	NBC SUPER	Accounted	2,788.76	Cr
13/01/2020	Transaction Rules	27/09/2018	NBC SUPER	Accounted	2,788.77	Cr
3/04/2019	Auto Transaction Rules	25/10/2018	DIRECT CREDIT NBC SUPER NORTHERN BEACHES 08	Accounted	2,645.84	Cr
3/04/2019	Auto Transaction Rules	29/11/2018	DIRECT CREDIT NBC SUPER NORTHERN BEACHES 08	Accounted	3,052.42	Cr
3/04/2019	Auto Transaction Rules	18/12/2018	DIRECT CREDIT NBC SUPER NORTHERN BEACHES 08	Accounted	2,912.47	Cr
3/04/2019	Auto Transaction Rules	24/01/2019	DIRECT CREDIT NBC SUPER NORTHERN BEACHES 08	Accounted	2,308.00	Cr
3/04/2019	Auto Transaction Rules	26/02/2019	DIRECT CREDIT NBC SUPER NORTHERN BEACHES 08	Accounted	2,294.33	Cr
28/04/2019	Auto Transaction Rules	26/04/2019	DIRECT CREDIT NBC SUPER NORTHERN BEACHES 08	Accounted	3,891.93	Cr
31/05/2019	Auto Transaction Rules	30/05/2019	DIRECT CREDIT NBC SUPER NORTHERN BEACHES 08	Accounted	1,216.58	Cr
26/06/2019	Auto Transaction Rules	25/06/2019	DIRECT CREDIT NBC SUPER NORTHERN BEACHES 09	Accounted	547.03	Cr

Member Receipts · Contributions · Member · Personal Non-Concessional · Mr Richard Wray

10/02/2020	nathan@armstrongadvisory.com.au	31/08/2018	AVN Div RW	Accounted	203.50	Cr
28/02/2020	nathan@armstrongadvisory.com.au	26/09/2018	Contribution Allocation	Accounted	5,750.00	Cr
10/02/2020	nathan@armstrongadvisory.com.au	4/10/2018	Ser Div RW	Accounted	195.00	Cr
10/02/2020	nathan@armstrongadvisory.com.au	3/04/2019	Ser Div RW	Accounted	195.00	Cr

Other Income · ATO Interest Payments

13/01/2020	nathan@armstrongadvisory.com.au	9/04/2019	Fund Income Tax Payment	Accounted	128.53	Cr
13/01/2020	nathan@armstrongadvisory.com.au	21/06/2019	DIRECT CREDIT ATO005000010518380 ATO 090448660	Accounted	69.52	Cr

Rick Wray Superannuation Fund
General Ledger Audit Trail
For the period from 1 July 2018 to 30 June 2019

Processed Date & User	Date	Description	State	Amount
-----------------------	------	-------------	-------	--------

Expenses

Investment Losses · Realised Capital Losses · Shares in Listed Companies · Kogan.Com Ltd

20/03/2020	nathan@armstrongadvisory.com.au	23/05/2019	Sell 500 kogan Shares	Accounted	1,350.26	Cr
------------	---------------------------------	------------	-----------------------	-----------	----------	----

Investment Losses · Realised Capital Losses · Shares in Unlisted Companies · My Wine Marketing

20/03/2020	nathan@armstrongadvisory.com.au	12/10/2018	Unlisted Security Sale	Accounted	39,940.76	Dr
------------	---------------------------------	------------	------------------------	-----------	-----------	----

Member Payments · Pensions Paid · Mr Richard Wray · New Pension Account

13/01/2020	nathan@armstrongadvisory.com.au	18/06/2019	Pension Drawdown - Gross	Accounted	20,000.00	Dr
13/01/2020	nathan@armstrongadvisory.com.au	21/06/2019	Pension Drawdown - Gross	Accounted	60.00	Dr
7/02/2020	nathan@armstrongadvisory.com.au	30/06/2019	Pension Drawdown - Gross	Accounted	24,720.55	Dr

Member Payments · Pensions Paid · Mr Richard Wray · Pension 2019

13/01/2020	nathan@armstrongadvisory.com.au	21/06/2019	Pension Drawdown - Gross	Accounted	9,940.00	Dr
13/01/2020	Transaction Rules	22/06/2019	Pension Drawdown - Gross	Accounted	10,000.00	Dr

Other Expenses · Accountancy Fee

13/01/2020	nathan@armstrongadvisory.com.au	1/05/2019	PAY ANYONE 0154402055Armstrong WBC453911 Rick W	Accounted	1,925.00	Dr
13/01/2020	nathan@armstrongadvisory.com.au	18/06/2019	PAY ANYONE 0156784329Armstrong WBC453911 Tax 20	Accounted	1,925.00	Dr

Other Expenses · Auditor Fee

13/01/2020	nathan@armstrongadvisory.com.au	1/05/2019	PAY ANYONE 0154402055Armstrong WBC453911 Rick W	Accounted	220.00	Dr
13/01/2020	nathan@armstrongadvisory.com.au	18/06/2019	PAY ANYONE 0156784329Armstrong WBC453911 Tax 20	Accounted	330.00	Dr

Other Expenses · Bank Fees · Cash At Bank · Bendigo Bank 130890874

13/01/2020	Transaction Rules	1/07/2018	TRANS FEE	Accounted	1.60	Dr
13/01/2020	Transaction Rules	1/08/2018	TRANS FEE	Accounted	1.60	Dr
13/01/2020	Transaction Rules	1/09/2018	TRANS FEE	Accounted	0.80	Dr
13/01/2020	Transaction Rules	1/10/2018	TRANS FEES	Accounted	1.20	Dr
3/04/2019	Auto Transaction Rules	1/11/2018	TRANSACTION FEES CHARGED	Accounted	1.10	Dr
3/04/2019	Auto Transaction Rules	1/01/2019	TRANSACTION FEES CHARGED	Accounted	0.80	Dr
3/04/2019	Auto Transaction Rules	1/02/2019	TRANSACTION FEES CHARGED	Accounted	1.60	Dr
3/04/2019	Auto Transaction Rules	1/03/2019	TRANSACTION FEES CHARGED	Accounted	0.80	Dr
3/04/2019	Auto Transaction Rules	1/04/2019	TRANSACTION FEES CHARGED	Accounted	0.40	Dr
2/05/2019	Auto Transaction Rules	1/05/2019	TRANSACTION FEES CHARGED	Accounted	0.70	Dr
2/06/2019	Auto Transaction Rules	1/06/2019	TRANSACTION FEES CHARGED	Accounted	2.80	Dr

Other Expenses · Depreciation · Capital Allowances · Direct Property · 2 · 31 Belgrave Street, Manly 2095

20/03/2020	nathan@armstrongadvisory.com.au	30/06/2019	Depreciation 2/31 Belgrave Street, Manly 2095	Accounted	655.37	Dr
------------	---------------------------------	------------	---	-----------	--------	----

Other Expenses · Depreciation · Capital Allowances · Direct Property · 201 · 30 Fisher Road, Dee Why 2099

20/03/2020	nathan@armstrongadvisory.com.au	30/06/2019	Depreciation 201/30 Fisher Road, Dee Why 2099	Accounted	630.30	Dr
------------	---------------------------------	------------	---	-----------	--------	----

Other Expenses · Property Expenses · Cleaning · Direct Property · 201 · 30 Fisher Road, Dee Why 2099

13/01/2020	nathan@armstrongadvisory.com.au	30/06/2019	Cleaning	Accounted	696.15	Dr
------------	---------------------------------	------------	----------	-----------	--------	----

Other Expenses · Property Expenses · Council Rates · Direct Property · 2 · 31 Belgrave Street, Manly 2095

Rick Wray Superannuation Fund
General Ledger Audit Trail
For the period from 1 July 2018 to 30 June 2019

Processed Date & User	Date	Description	State	Amount
-----------------------	------	-------------	-------	--------

Expenses

Other Expenses · Property Expenses · Council Rates · Direct Property · 2 · 31 Belgrave Street, Manly 2095

13/01/2020	nathan@armstrongadvisory.com.au	30/06/2019	Council Rates	Accounted	774.57	Dr
------------	---------------------------------	------------	---------------	-----------	--------	----

Other Expenses · Property Expenses · Council Rates · Direct Property · 201 · 30 Fisher Road, Dee Why 2099

13/01/2020	nathan@armstrongadvisory.com.au	30/06/2019	Council Rates	Accounted	1,246.56	Dr
------------	---------------------------------	------------	---------------	-----------	----------	----

Other Expenses · Property Expenses · Repairs Maintenance · Direct Property · 2 · 31 Belgrave Street, Manly 2095

13/01/2020	nathan@armstrongadvisory.com.au	30/06/2019	Repairs Maintenance	Accounted	266.02	Dr
------------	---------------------------------	------------	---------------------	-----------	--------	----

Other Expenses · Property Expenses · Strata Levy Fee · Direct Property · 2 · 31 Belgrave Street, Manly 2095

13/01/2020	nathan@armstrongadvisory.com.au	30/06/2019	Strata Levy Fee	Accounted	4,030.35	Dr
------------	---------------------------------	------------	-----------------	-----------	----------	----

Other Expenses · Property Expenses · Strata Levy Fee · Direct Property · 201 · 30 Fisher Road, Dee Why 2099

13/01/2020	nathan@armstrongadvisory.com.au	30/06/2019	Strata Levy Fee	Accounted	5,125.25	Dr
------------	---------------------------------	------------	-----------------	-----------	----------	----

Other Expenses · Property Expenses · Water Rates · Direct Property · 2 · 31 Belgrave Street, Manly 2095

13/01/2020	nathan@armstrongadvisory.com.au	30/06/2019	Water Rates	Accounted	270.74	Dr
------------	---------------------------------	------------	-------------	-----------	--------	----

Other Expenses · Property Expenses · Water Rates · Direct Property · 201 · 30 Fisher Road, Dee Why 2099

13/01/2020	nathan@armstrongadvisory.com.au	30/06/2019	Water Rates	Accounted	56.64	Dr
------------	---------------------------------	------------	-------------	-----------	-------	----

Other Expenses · SMSF Supervisory Levy

13/01/2020	nathan@armstrongadvisory.com.au	9/04/2019	Fund Income Tax Payment	Accounted	259.00	Dr
------------	---------------------------------	-----------	-------------------------	-----------	--------	----

13/01/2020	nathan@armstrongadvisory.com.au	21/06/2019	DIRECT CREDIT ATO005000010518380 ATO 090448660	Accounted	259.00	Dr
------------	---------------------------------	------------	--	-----------	--------	----

Income Tax

Income Tax Expense · Income Tax Expense

20/03/2020	nathan@armstrongadvisory.com.au	30/06/2019	Fund Income Tax	Accounted	11,701.05	Dr
------------	---------------------------------	------------	-----------------	-----------	-----------	----

Assets

Investments · Direct Property · 2 · 31 Belgrave Street, Manly 2095

20/03/2020	nathan@armstrongadvisory.com.au	30/06/2019	Market Value Adjustment	Accounted	655.37	Dr
------------	---------------------------------	------------	-------------------------	-----------	--------	----

20/03/2020	nathan@armstrongadvisory.com.au	30/06/2019	Depreciation 2/31 Belgrave Street, Manly 2095	Accounted	655.37	Cr
------------	---------------------------------	------------	---	-----------	--------	----

Investments · Direct Property · 201 · 30 Fisher Road, Dee Why 2099

20/03/2020	nathan@armstrongadvisory.com.au	30/06/2019	Market Value Adjustment	Accounted	630.30	Dr
------------	---------------------------------	------------	-------------------------	-----------	--------	----

20/03/2020	nathan@armstrongadvisory.com.au	30/06/2019	Depreciation 201/30 Fisher Road, Dee Why 2099	Accounted	630.30	Cr
------------	---------------------------------	------------	---	-----------	--------	----

Investments · Shares in Listed Companies · AGL Energy Limited.

20/03/2020	nathan@armstrongadvisory.com.au	30/06/2019	Market Value Adjustment	Accounted	741.00	Cr
------------	---------------------------------	------------	-------------------------	-----------	--------	----

Investments · Shares in Listed Companies · AMP Limited

20/03/2020	nathan@armstrongadvisory.com.au	30/06/2019	Market Value Adjustment	Accounted	1,440.00	Cr
------------	---------------------------------	------------	-------------------------	-----------	----------	----

Rick Wray Superannuation Fund
General Ledger Audit Trail
For the period from 1 July 2018 to 30 June 2019

Processed Date & User	Date	Description	State	Amount
-----------------------	------	-------------	-------	--------

Assets

Investments · Shares in Listed Companies · Ansell Limited

20/03/2020	nathan@armstrongadvisory.com.au	30/06/2019	Market Value Adjustment	Accounted	68.00	Cr
------------	---------------------------------	------------	-------------------------	-----------	-------	----

Investments · Shares in Listed Companies · Arc Exploration Limited

20/03/2020	nathan@armstrongadvisory.com.au	26/06/2019	ARX/CYM Code Change	Accounted	2,432.95	Cr
20/03/2020	nathan@armstrongadvisory.com.au	30/06/2019	Market Value Adjustment	Accounted	2,430.55	Dr

Investments · Shares in Listed Companies · Australia And New Zealand Banking Group Limited

20/03/2020	nathan@armstrongadvisory.com.au	30/06/2019	Market Value Adjustment	Accounted	35.85	Cr
------------	---------------------------------	------------	-------------------------	-----------	-------	----

Investments · Shares in Listed Companies · Bank Of Queensland Limited.

20/03/2020	nathan@armstrongadvisory.com.au	30/06/2019	Market Value Adjustment	Accounted	330.00	Cr
------------	---------------------------------	------------	-------------------------	-----------	--------	----

Investments · Shares in Listed Companies · Bendigo And Adelaide Bank Limited

13/01/2020	nathan@armstrongadvisory.com.au	13/12/2018	Purchase 200 Bendigo Shares	Accounted	2,088.95	Dr
20/03/2020	nathan@armstrongadvisory.com.au	30/06/2019	Market Value Adjustment	Accounted	7,497.05	Dr

Investments · Shares in Listed Companies · Bluescope Steel Limited

20/03/2020	nathan@armstrongadvisory.com.au	30/06/2019	Market Value Adjustment	Accounted	1,740.14	Cr
------------	---------------------------------	------------	-------------------------	-----------	----------	----

Investments · Shares in Listed Companies · Cash Converters International

20/03/2020	nathan@armstrongadvisory.com.au	30/06/2019	Market Value Adjustment	Accounted	2,220.00	Cr
------------	---------------------------------	------------	-------------------------	-----------	----------	----

Investments · Shares in Listed Companies · Commonwealth Bank Of Australia.

13/01/2020	nathan@armstrongadvisory.com.au	13/12/2018	Purchase 200 CBA Shares	Accounted	14,071.87	Dr
20/03/2020	nathan@armstrongadvisory.com.au	30/06/2019	Market Value Adjustment	Accounted	2,484.13	Dr

Investments · Shares in Listed Companies · Cybg PLC - Cdi 1:1 Foreign Exempt Lse

20/03/2020	nathan@armstrongadvisory.com.au	30/06/2019	Market Value Adjustment	Accounted	1,105.00	Cr
------------	---------------------------------	------------	-------------------------	-----------	----------	----

Investments · Shares in Listed Companies · Cyprium Metals Limited

21/02/2020	Corporate Actions Wizard	26/06/2019	ARX/CYM Code Change	Accounted	2,432.95	Dr
20/03/2020	nathan@armstrongadvisory.com.au	30/06/2019	Market Value Adjustment	Accounted	2,431.51	Cr

Investments · Shares in Listed Companies · Hills Limited

20/03/2020	nathan@armstrongadvisory.com.au	30/06/2019	Market Value Adjustment	Accounted	275.00	Cr
------------	---------------------------------	------------	-------------------------	-----------	--------	----

Investments · Shares in Listed Companies · Kogan.Com Ltd

13/01/2020	nathan@armstrongadvisory.com.au	11/01/2019	Purchase 1000 KGN Shares	Accounted	3,219.95	Dr
20/03/2020	nathan@armstrongadvisory.com.au	23/05/2019	Sell 500 kogan Shares	Accounted	1,609.98	Cr
20/03/2020	nathan@armstrongadvisory.com.au	30/06/2019	Market Value Adjustment	Accounted	765.03	Dr

Investments · Shares in Listed Companies · Mma Offshore Limited

20/03/2020	nathan@armstrongadvisory.com.au	30/06/2019	Market Value Adjustment	Accounted	400.00	Cr
------------	---------------------------------	------------	-------------------------	-----------	--------	----

Rick Wray Superannuation Fund
General Ledger Audit Trail
For the period from 1 July 2018 to 30 June 2019

Processed Date & User	Date	Description	State	Amount
-----------------------	------	-------------	-------	--------

Assets

Investments · Shares in Listed Companies · National Australia Bank Limited

13/01/2020	nathan@armstrongadvisory.com.au	13/12/2018	Purchase 200 NAB Shares	Accounted	4,835.95	Dr
20/03/2020	nathan@armstrongadvisory.com.au	30/06/2019	Market Value Adjustment	Accounted	871.95	Cr

Investments · Shares in Listed Companies · Oz Minerals Limited

20/03/2020	nathan@armstrongadvisory.com.au	30/06/2019	Market Value Adjustment	Accounted	122.00	Dr
------------	---------------------------------	------------	-------------------------	-----------	--------	----

Investments · Shares in Listed Companies · Pact Group Holdings Ltd

13/01/2020	nathan@armstrongadvisory.com.au	18/06/2019	Purchase 2000 PGH Shares	Accounted	4,579.95	Dr
20/03/2020	nathan@armstrongadvisory.com.au	30/06/2019	Market Value Adjustment	Accounted	1,000.05	Dr

Investments · Shares in Listed Companies · Pilbara Minerals Limited

20/03/2020	nathan@armstrongadvisory.com.au	30/06/2019	Market Value Adjustment	Accounted	4,800.00	Cr
------------	---------------------------------	------------	-------------------------	-----------	----------	----

Investments · Shares in Listed Companies · QBE Insurance Group Limited

20/03/2020	nathan@armstrongadvisory.com.au	30/06/2019	Market Value Adjustment	Accounted	2,926.00	Dr
------------	---------------------------------	------------	-------------------------	-----------	----------	----

Investments · Shares in Listed Companies · Regional Express Holdings Limited

20/03/2020	nathan@armstrongadvisory.com.au	30/06/2019	Market Value Adjustment	Accounted	60.00	Cr
------------	---------------------------------	------------	-------------------------	-----------	-------	----

Investments · Shares in Listed Companies · Renu Energy Limited

20/03/2020	nathan@armstrongadvisory.com.au	30/06/2019	Market Value Adjustment	Accounted	138.60	Cr
------------	---------------------------------	------------	-------------------------	-----------	--------	----

Investments · Shares in Listed Companies · Servcorp Limited

20/03/2020	nathan@armstrongadvisory.com.au	30/06/2019	Market Value Adjustment	Accounted	3,510.00	Dr
------------	---------------------------------	------------	-------------------------	-----------	----------	----

Investments · Shares in Listed Companies · Suncorp Group Limited

20/03/2020	nathan@armstrongadvisory.com.au	30/06/2019	Market Value Adjustment	Accounted	7,504.00	Cr
------------	---------------------------------	------------	-------------------------	-----------	----------	----

Investments · Shares in Listed Companies · Virgin Australia Holdings Limited

20/03/2020	nathan@armstrongadvisory.com.au	30/06/2019	Market Value Adjustment	Accounted	300.00	Cr
------------	---------------------------------	------------	-------------------------	-----------	--------	----

Investments · Shares in Listed Companies · Westpac Banking Corporation

20/03/2020	nathan@armstrongadvisory.com.au	30/06/2019	Market Value Adjustment	Accounted	1,555.70	Cr
------------	---------------------------------	------------	-------------------------	-----------	----------	----

Investments · Shares in Unlisted Companies · My Wine Marketing

28/02/2020	nathan@armstrongadvisory.com.au	26/09/2018	Liquidator Costs	Accounted	5,750.00	Dr
20/03/2020	nathan@armstrongadvisory.com.au	12/10/2018	Unlisted Security Sale	Accounted	39,940.76	Cr
20/03/2020	nathan@armstrongadvisory.com.au	30/06/2019	Market Value Adjustment	Accounted	34,190.76	Dr

Investments · Stapled Securities · Aventus Group - Fully Paid Ordinary · Units Stapled Securities

20/03/2020	nathan@armstrongadvisory.com.au	30/06/2019	Market Value Adjustment	Accounted	150.00	Dr
------------	---------------------------------	------------	-------------------------	-----------	--------	----

Investments · Stapled Securities · Scentre Group - Fully Paid Ordinary · Units Stapled Securities

20/03/2020	nathan@armstrongadvisory.com.au	30/06/2019	Market Value Adjustment	Accounted	7,680.00	Dr
------------	---------------------------------	------------	-------------------------	-----------	----------	----

Rick Wray Superannuation Fund
General Ledger Audit Trail
For the period from 1 July 2018 to 30 June 2019

Processed Date & User	Date	Description	State	Amount
-----------------------	------	-------------	-------	--------

Assets

Investments · Stapled Securities · Stockland - Units · Ordinary Fully Paid Stapled Securities

20/03/2020	nathan@armstrongadvisory.com.au	30/06/2019	Market Value Adjustment	Accounted	200.00	Dr
------------	---------------------------------	------------	-------------------------	-----------	--------	----

Investments · Units In Unlisted Unit Trusts · Everest Alternative Investment Trust

20/03/2020	nathan@armstrongadvisory.com.au	30/06/2019	Market Value Adjustment	Accounted	2,324.20	Cr
------------	---------------------------------	------------	-------------------------	-----------	----------	----

Other Assets · Cash At Bank · Bendigo Bank #2 1131737355

13/01/2020	nathan@armstrongadvisory.com.au	31/08/2018	AVN DIST	Accounted	65.10	Dr
13/01/2020	nathan@armstrongadvisory.com.au	31/08/2018	SCG DISTRIBUTION	Accounted	221.60	Dr
13/01/2020	nathan@armstrongadvisory.com.au	13/09/2018	ANN DIVIDEND	Accounted	68.28	Dr
13/01/2020	nathan@armstrongadvisory.com.au	4/10/2018	SERVCORP LTD	Accounted	85.00	Dr
13/01/2020	nathan@armstrongadvisory.com.au	14/11/2018	BOQ FNL DIV	Accounted	190.00	Dr
13/01/2020	nathan@armstrongadvisory.com.au	23/11/2018	AVN DST	Accounted	122.70	Dr
13/01/2020	nathan@armstrongadvisory.com.au	6/12/2018	BENDIGO 130890874	Accounted	20,000.00	Dr
13/01/2020	nathan@armstrongadvisory.com.au	17/12/2018	CMC MARKETS STOC	Accounted	20,996.77	Cr
13/01/2020	nathan@armstrongadvisory.com.au	1/01/2019	INTEREST	Accounted	0.33	Dr
13/01/2020	nathan@armstrongadvisory.com.au	7/01/2019	BENDIGO 130890874	Accounted	5,000.00	Dr
13/01/2020	nathan@armstrongadvisory.com.au	15/01/2019	CMC MARKETS STOC	Accounted	3,219.95	Cr
13/01/2020	nathan@armstrongadvisory.com.au	27/02/2019	AVN DIST	Accounted	124.20	Dr
13/01/2020	nathan@armstrongadvisory.com.au	28/02/2019	SCG DIST	Accounted	221.60	Dr
13/01/2020	nathan@armstrongadvisory.com.au	14/03/2019	ANN DIVIDEND	Accounted	58.10	Dr
13/01/2020	nathan@armstrongadvisory.com.au	28/03/2019	CBA ITM DIV	Accounted	400.00	Dr
13/01/2020	nathan@armstrongadvisory.com.au	3/04/2019	SERVCORP LTD	Accounted	130.00	Dr
13/01/2020	nathan@armstrongadvisory.com.au	8/04/2019	KOGAN.COM.LTD	Accounted	61.00	Dr
13/01/2020	nathan@armstrongadvisory.com.au	13/05/2019	BENDIGO 130890874	Accounted	20,000.00	Dr
13/01/2020	nathan@armstrongadvisory.com.au	22/05/2019	AVN DIST	Accounted	124.80	Dr
13/01/2020	nathan@armstrongadvisory.com.au	22/05/2019	BOQ ITM DIV	Accounted	170.00	Dr
13/01/2020	nathan@armstrongadvisory.com.au	27/05/2019	CMC MARKETS STOC	Accounted	2,960.24	Dr
13/01/2020	nathan@armstrongadvisory.com.au	1/06/2019	INTEREST	Accounted	0.63	Dr
13/01/2020	nathan@armstrongadvisory.com.au	18/06/2019	CMC MARKETS STOC	Accounted	10,000.00	Cr
13/01/2020	nathan@armstrongadvisory.com.au	20/06/2019	CMC MARKETS STOC	Accounted	4,579.95	Cr
13/01/2020	nathan@armstrongadvisory.com.au	21/06/2019	CMC MARKETS STOC	Accounted	10,000.00	Cr

Other Assets · Cash At Bank · Bendigo Bank 130890874

Rick Wray Superannuation Fund
General Ledger Audit Trail
For the period from 1 July 2018 to 30 June 2019

Processed Date & User	Date	Description	State	Amount
-----------------------	------	-------------	-------	--------

Assets

Other Assets - Cash At Bank - Bendigo Bank 130890874

13/01/2020	nathan@armstrongadvisory.com.au	1/07/2018	TRANS FEE	Accounted	1.60	Cr
13/01/2020	nathan@armstrongadvisory.com.au	1/07/2018	INTEREST	Accounted	0.76	Dr
13/01/2020	nathan@armstrongadvisory.com.au	2/07/2018	ARMSTRONG ADVISORY RENT	Accounted	1,450.00	Dr
13/01/2020	nathan@armstrongadvisory.com.au	2/07/2018	ANZ DIV	Accounted	956.00	Dr
13/01/2020	nathan@armstrongadvisory.com.au	4/07/2018	WBC DIV	Accounted	1,555.70	Dr
13/01/2020	nathan@armstrongadvisory.com.au	5/07/2018	NAB DIV	Accounted	1,980.00	Dr
13/01/2020	nathan@armstrongadvisory.com.au	9/07/2018	DEFT PAYMENTS	Accounted	1,627.48	Cr
13/01/2020	nathan@armstrongadvisory.com.au	9/07/2018	ATO	Accounted	840.00	Cr
13/01/2020	nathan@armstrongadvisory.com.au	16/07/2018	SYDNEY WATER	Accounted	178.16	Cr
13/01/2020	nathan@armstrongadvisory.com.au	16/07/2018	SYDNEY WATER	Accounted	14.16	Cr
13/01/2020	nathan@armstrongadvisory.com.au	24/07/2018	NBC SUPER	Accounted	1,903.68	Dr
13/01/2020	nathan@armstrongadvisory.com.au	1/08/2018	TRANS FEE	Accounted	1.60	Cr
13/01/2020	nathan@armstrongadvisory.com.au	1/08/2018	INTEREST	Accounted	0.96	Dr
13/01/2020	nathan@armstrongadvisory.com.au	1/08/2018	ARMSTRONG ADVISORY RENT	Accounted	1,450.00	Dr
13/01/2020	nathan@armstrongadvisory.com.au	2/08/2018	NB COUNCIL RATES	Accounted	2,038.36	Cr
13/01/2020	nathan@armstrongadvisory.com.au	2/08/2018	NB COUNCIL RATES	Accounted	1,246.56	Cr
13/01/2020	nathan@armstrongadvisory.com.au	23/08/2018	NBC SUPER	Accounted	2,788.76	Dr
13/01/2020	nathan@armstrongadvisory.com.au	31/08/2018	STOCKLAND LTD	Accounted	135.00	Dr
13/01/2020	nathan@armstrongadvisory.com.au	31/08/2018	AVN DIS - RICK WRAY	Accounted	203.50	Dr
13/01/2020	nathan@armstrongadvisory.com.au	1/09/2018	TRANS FEE	Accounted	0.80	Cr
13/01/2020	nathan@armstrongadvisory.com.au	1/09/2018	INTEREST	Accounted	1.03	Dr
13/01/2020	nathan@armstrongadvisory.com.au	3/09/2018	ARMSTRONG ADVISORY RENT	Accounted	1,450.00	Dr
13/01/2020	nathan@armstrongadvisory.com.au	17/09/2018	OZL DIV	Accounted	16.00	Dr
13/01/2020	nathan@armstrongadvisory.com.au	19/09/2018	SUN FNL&SPC DIV	Accounted	3,216.00	Dr
13/01/2020	nathan@armstrongadvisory.com.au	21/09/2018	AGL DIV	Accounted	189.00	Dr
13/01/2020	nathan@armstrongadvisory.com.au	26/09/2018	ATO	Accounted	856.00	Cr
13/01/2020	nathan@armstrongadvisory.com.au	27/09/2018	NBC SUPER	Accounted	2,788.77	Dr
13/01/2020	nathan@armstrongadvisory.com.au	28/09/2018	AMP DIV	Accounted	100.00	Dr
13/01/2020	nathan@armstrongadvisory.com.au	29/09/2018	SEPT STRATA	Accounted	1,296.75	Cr
13/01/2020	nathan@armstrongadvisory.com.au	29/09/2018	NB PROP CLEANING	Accounted	232.05	Cr

Rick Wray Superannuation Fund
General Ledger Audit Trail
For the period from 1 July 2018 to 30 June 2019

Processed Date & User	Date	Description	State	Amount
-----------------------	------	-------------	-------	--------

Assets

Other Assets - Cash At Bank - Bendigo Bank 130890874

13/01/2020	nathan@armstrongadvisory.com.au	1/10/2018	ARMSTRONG ADVISORY RENT	Accounted	1,450.00	Dr
13/01/2020	nathan@armstrongadvisory.com.au	1/10/2018	TRANS FEES	Accounted	1.20	Cr
13/01/2020	nathan@armstrongadvisory.com.au	1/10/2018	INTEREST	Accounted	2.30	Dr
3/04/2019	Automated Feed	4/10/2018	DIVIDEND S00018961679 SERVCORP LIMITED 0850275!	Accounted	195.00	Dr
3/04/2019	Automated Feed	5/10/2018	DIVIDEND 18FPA/00837474 QBE DIVIDEND 0850562281	Accounted	308.00	Dr
3/04/2019	Automated Feed	11/10/2018	DEPOSIT - CHEQUE(S) BENDIGO #Chq:1	Accounted	875.00	Dr
3/04/2019	Automated Feed	16/10/2018	DIVIDEND 001221860887 BSL FNL DIV 0852575529	Accounted	26.72	Dr
3/04/2019	Automated Feed	25/10/2018	DIRECT CREDIT NBC SUPER NORTHERN BEACHES 08	Accounted	2,645.84	Dr
3/04/2019	Automated Feed	30/10/2018	BILL PAYMENT 0103197381 BPAY TO: SYDNEY WATER	Accounted	14.16	Cr
3/04/2019	Automated Feed	1/11/2018	TRANSACTION FEES CHARGED	Accounted	1.10	Cr
3/04/2019	Automated Feed	1/11/2018	DIRECT CREDIT AA Suite 201 Rent ARMSTRONG ADVIS	Accounted	1,450.00	Dr
3/04/2019	Automated Feed	1/11/2018	INTEREST	Accounted	2.85	Dr
3/04/2019	Automated Feed	15/11/2018	DIVIDEND 001222760886 N REX FNL DIV 0858949785	Accounted	320.00	Dr
3/04/2019	Automated Feed	29/11/2018	DIRECT CREDIT NBC SUPER NORTHERN BEACHES 08	Accounted	3,052.42	Dr
3/04/2019	Automated Feed	1/12/2018	INTEREST	Accounted	3.10	Dr
3/04/2019	Automated Feed	3/12/2018	DIRECT CREDIT AA Suite 201 Rent ARMSTRONG ADVIS	Accounted	1,450.00	Dr
3/04/2019	Automated Feed	6/12/2018	PAY ANYONE 0147389800Rick Wray BBL131737355to sh	Accounted	20,000.00	Cr
3/04/2019	Automated Feed	14/12/2018	DIVIDEND DV192/00518491 NAB FINAL DIV 0865185453	Accounted	1,980.00	Dr
3/04/2019	Automated Feed	17/12/2018	PAY ANYONE 0147973399Strata pla BBL135389146July ir	Accounted	1,235.00	Cr
3/04/2019	Automated Feed	18/12/2018	DIVIDEND A066/00583572 ANZ DIVIDEND 0865803592	Accounted	956.00	Dr
3/04/2019	Automated Feed	18/12/2018	DIRECT CREDIT NBC SUPER NORTHERN BEACHES 08	Accounted	2,912.47	Dr
3/04/2019	Automated Feed	20/12/2018	DIVIDEND 001223418688 WBC DIVIDEND 0866646440	Accounted	1,555.70	Dr
3/04/2019	Automated Feed	1/01/2019	TRANSACTION FEES CHARGED	Accounted	0.80	Cr
3/04/2019	Automated Feed	1/01/2019	INTEREST	Accounted	2.02	Dr
3/04/2019	Automated Feed	2/01/2019	DIRECT CREDIT AA Suite 201 Rent ARMSTRONG ADVIS	Accounted	1,450.00	Dr
3/04/2019	Automated Feed	5/01/2019	PAY ANYONE 0148761742NB Propert BBL124554601Clee	Accounted	232.05	Cr
3/04/2019	Automated Feed	5/01/2019	PAY ANYONE 0148761716Strata pla BBL135389146Strata	Accounted	1,296.75	Cr
3/04/2019	Automated Feed	7/01/2019	PAY ANYONE 0148802197Rick Wray BBL131737355to sh	Accounted	5,000.00	Cr
3/04/2019	Automated Feed	11/01/2019	BILL PAYMENT 0104996157 BPAY TO: TAX OFFICE PAY	Accounted	856.00	Cr
3/04/2019	Automated Feed	24/01/2019	DIRECT CREDIT NBC SUPER NORTHERN BEACHES 08	Accounted	2,308.00	Dr
3/04/2019	Automated Feed	1/02/2019	TRANSACTION FEES CHARGED	Accounted	1.60	Cr
3/04/2019	Automated Feed	1/02/2019	INTEREST	Accounted	1.28	Dr
3/04/2019	Automated Feed	1/02/2019	DIRECT CREDIT AA Suite 201 Rent ARMSTRONG ADVIS	Accounted	1,450.00	Dr
3/04/2019	Automated Feed	10/02/2019	BILL PAYMENT 0105711467 BPAY TO: SYDNEY WATER	Accounted	178.11	Cr
3/04/2019	Automated Feed	10/02/2019	BILL PAYMENT 0105711508 BPAY TO: SYDNEY WATER	Accounted	14.16	Cr
3/04/2019	Automated Feed	15/02/2019	DIVIDEND AU002/00896671 CYBG DIVIDEND 087756374	Accounted	27.83	Dr
3/04/2019	Automated Feed	26/02/2019	DIRECT CREDIT NBC SUPER NORTHERN BEACHES 08	Accounted	2,294.33	Dr
3/04/2019	Automated Feed	28/02/2019	DEBENTURE FEB19/00828545 STOCKLAND LTD 088040	Accounted	135.00	Dr
3/04/2019	Automated Feed	1/03/2019	INTEREST	Accounted	2.01	Dr
3/04/2019	Automated Feed	1/03/2019	DIRECT CREDIT AA Suite 201 Rent ARMSTRONG ADVIS	Accounted	1,450.00	Dr
3/04/2019	Automated Feed	1/03/2019	TRANSACTION FEES CHARGED	Accounted	0.80	Cr
3/04/2019	Automated Feed	22/03/2019	DIVIDEND 001227107921 AGL ITM DIV 0885189555	Accounted	165.00	Dr
3/04/2019	Automated Feed	26/03/2019	DIVIDEND 001228257293 OZL DIV 0885676465	Accounted	30.00	Dr
3/04/2019	Automated Feed	28/03/2019	DIVIDEND 18FIN/01225221 AMP LIMITED 0886369524	Accounted	40.00	Dr
3/04/2019	Automated Feed	30/03/2019	E-BANKING TFR 0170814336	Accounted	3,000.00	Cr
3/04/2019	Automated Feed	30/03/2019	E-BANKING TFR 0170814432	Accounted	3,000.00	Dr
3/04/2019	Automated Feed	1/04/2019	TRANSACTION FEES CHARGED	Accounted	0.40	Cr

Rick Wray Superannuation Fund
General Ledger Audit Trail
For the period from 1 July 2018 to 30 June 2019

Processed Date & User	Date	Description	State	Amount
-----------------------	------	-------------	-------	--------

Assets

Other Assets · Cash At Bank · Bendigo Bank 130890874

3/04/2019	Automated Feed	1/04/2019	DIVIDEND 001228441144 N REX ITM DIV 0886889488	Accounted	160.00	Dr
3/04/2019	Automated Feed	1/04/2019	INTEREST	Accounted	2.55	Dr
3/04/2019	Automated Feed	1/04/2019	DIRECT CREDIT AA Suite 201 Rent ARMSTRONG ADVIS	Accounted	1,450.00	Dr
3/04/2019	Automated Feed	2/04/2019	DIVIDEND 001227801041 BSL ITM DIV 0887275616	Accounted	20.04	Dr
3/04/2019	Automated Feed	2/04/2019	DIVIDEND 001225443458 N SUN INTERIM DIV 08872996	Accounted	1,742.00	Dr
4/04/2019	Automated Feed	3/04/2019	DIVIDEND S00018961679 SERVCORP LIMITED 0887767!	Accounted	195.00	Dr
12/04/2019	Automated Feed	11/04/2019	DIRECT CREDIT ATO008000010604435 ATO 088953587	Accounted	8,294.58	Dr
13/04/2019	Automated Feed	12/04/2019	DEPOSIT - CHEQUE(S) #Chq:1	Accounted	945.00	Dr
20/04/2019	Automated Feed	18/04/2019	DIVIDEND 18AFP/00834464 QBE DIVIDEND 0890887020	Accounted	392.00	Dr
28/04/2019	Automated Feed	26/04/2019	DIRECT CREDIT NBC SUPER NORTHERN BEACHES 08	Accounted	3,891.93	Dr
2/05/2019	Automated Feed	1/05/2019	TRANSACTION FEES CHARGED	Accounted	0.70	Cr
2/05/2019	Automated Feed	1/05/2019	DIRECT CREDIT AA Suite 201 Rent ARMSTRONG ADVIS	Accounted	1,450.00	Dr
2/05/2019	Automated Feed	1/05/2019	INTEREST	Accounted	3.33	Dr
2/05/2019	Automated Feed	1/05/2019	PAY ANYONE 0154402055Armstrong WBC453911 Rick W	Accounted	2,145.00	Cr
2/05/2019	Automated Feed	1/05/2019	PAY ANYONE 0154402488NB Propert BBL124554601Fish	Accounted	232.05	Cr
2/05/2019	Automated Feed	1/05/2019	BILL PAYMENT 0107807799 BPAY TO: TAX OFFICE PAY	Accounted	856.00	Cr
2/05/2019	Automated Feed	1/05/2019	PAY ANYONE 0154402384Strata pla BBL135389146Levy I	Accounted	1,296.75	Cr
2/05/2019	Automated Feed	1/05/2019	BILL PAYMENT 0107808205 BPAY TO: SYDNEY WATER	Accounted	14.16	Cr
5/05/2019	Automated Feed	3/05/2019	DIVIDEND 001228842518 N SUN SPECIAL DIV 08939610	Accounted	536.00	Dr
14/05/2019	Automated Feed	13/05/2019	PAY ANYONE 0154994528Rick Wray BBL131737355To st	Accounted	20,000.00	Cr
18/05/2019	Automated Feed	17/05/2019	BILL PAYMENT 0108245608 BPAY TO: DEFT PAYMENTS	Accounted	3,648.62	Cr
31/05/2019	Automated Feed	30/05/2019	DIRECT CREDIT NBC SUPER NORTHERN BEACHES 08	Accounted	1,216.58	Dr
2/06/2019	Automated Feed	1/06/2019	TRANSACTION FEES CHARGED	Accounted	2.80	Cr
2/06/2019	Automated Feed	1/06/2019	INTEREST	Accounted	2.04	Dr
4/06/2019	Automated Feed	3/06/2019	DIRECT CREDIT AA Suite 201 Rent ARMSTRONG ADVIS	Accounted	1,450.00	Dr
19/06/2019	Automated Feed	18/06/2019	PAY ANYONE 0156784329Armstrong WBC453911 Tax 20	Accounted	2,255.00	Cr
19/06/2019	Automated Feed	18/06/2019	E-BANKING TFR 0177341299 Pension	Accounted	20,000.00	Cr
19/06/2019	Automated Feed	18/06/2019	DIRECT CREDIT 7183595 CMC MARKETS STOC 090353	Accounted	10,000.00	Dr
22/06/2019	Automated Feed	21/06/2019	E-BANKING TFR 0177613888 Pension 2018	Accounted	10,000.00	Cr
22/06/2019	Automated Feed	21/06/2019	DIRECT CREDIT 7217920 CMC MARKETS STOC 090441	Accounted	10,000.00	Dr
22/06/2019	Automated Feed	21/06/2019	DIRECT CREDIT ATO005000010518380 ATO 090448660	Accounted	6,184.92	Dr
23/06/2019	Automated Feed	22/06/2019	E-BANKING TFR 0177696307 Pension 18-19	Accounted	10,000.00	Cr
25/06/2019	Automated Feed	24/06/2019	DIVIDEND 001229578221 WBC DIVIDEND 0904674503	Accounted	1,555.70	Dr
26/06/2019	Automated Feed	25/06/2019	DIRECT CREDIT NBC SUPER NORTHERN BEACHES 09	Accounted	547.03	Dr

Other Assets · Receivables · Investment Income Receivable · Distributions · Stapled Securities · Aventus Group - Fully F

10/02/2020	nathan@armstrongadvisory.com.au	1/07/2018	Investment Income	Accounted	65.10	Dr
10/02/2020	Evidence Match	31/08/2018	Investment Income	Accounted	65.10	Cr
10/02/2020	nathan@armstrongadvisory.com.au	28/09/2018	Investment Income	Accounted	122.70	Dr
10/02/2020	Evidence Match	23/11/2018	Investment Income	Accounted	122.70	Cr
10/02/2020	nathan@armstrongadvisory.com.au	31/12/2018	Investment Income	Accounted	124.20	Dr
10/02/2020	Evidence Match	27/02/2019	Investment Income	Accounted	124.20	Cr
10/02/2020	nathan@armstrongadvisory.com.au	29/03/2019	Investment Income	Accounted	124.80	Dr
10/02/2020	Evidence Match	22/05/2019	Investment Income	Accounted	124.80	Cr

Other Assets · Receivables · Investment Income Receivable · Distributions · Stapled Securities · Scentre Group - Fully P

Rick Wray Superannuation Fund
General Ledger Audit Trail
For the period from 1 July 2018 to 30 June 2019

Processed Date & User	Date	Description	State	Amount
-----------------------	------	-------------	-------	--------

Assets

Other Assets · Receivables · Investment Income Receivable · Distributions · Stapled Securities · Scentre Group - Fully P

21/02/2020	nathan@armstrongadvisory.com.au	14/08/2018	SCG Distribution - Cash	Accounted	221.60	Dr
21/02/2020	Evidence Match	31/08/2018	SCG Distribution - Cash	Accounted	221.60	Cr
21/02/2020	nathan@armstrongadvisory.com.au	13/02/2019	SCG 3.08C FRANKED@30%	Accounted	221.60	Dr
21/02/2020	Evidence Match	28/02/2019	SCG 3.08C FRANKED@30%	Accounted	221.60	Cr

Other Assets · Receivables · Investment Income Receivable · Distributions · Stapled Securities · Stockland - Units · Ord

13/01/2020	Evidence Match	31/08/2018	SGP DRP SUSPENDED	Accounted	135.00	Cr
13/01/2020	Income Announcement	28/12/2018	SGP DRP SUSPENDED	Accounted	135.00	Dr
13/01/2020	Evidence Match	28/02/2019	SGP DRP SUSPENDED	Accounted	135.00	Cr
13/01/2020	Income Announcement	27/06/2019	SGP DRP SUSPENDED	Accounted	141.00	Dr

Other Assets · Receivables · Investment Income Receivable · Dividends · Shares in Listed Companies · AGL Energy Lim

13/01/2020	Income Announcement	21/09/2018	AGL 50.4C FRANKED@30%;12.6C CFI;DRP NIL DISC	Accounted	189.00	Dr
13/01/2020	Evidence Match	21/09/2018	AGL 50.4C FRANKED@30%;12.6C CFI;DRP NIL DISC	Accounted	189.00	Cr
13/01/2020	Income Announcement	22/03/2019	AGL 44C FRANKED@30%;11C CFI;DRP NIL DISC	Accounted	165.00	Dr
13/01/2020	Evidence Match	22/03/2019	AGL 44C FRANKED@30%;11C CFI;DRP NIL DISC	Accounted	165.00	Cr

Other Assets · Receivables · Investment Income Receivable · Dividends · Shares in Listed Companies · AMP Limited

13/01/2020	Income Announcement	28/09/2018	AMP 5C FRANKED@30%; 5C CFI; DRP NIL DISC	Accounted	100.00	Dr
13/01/2020	Evidence Match	28/09/2018	AMP 5C FRANKED@30%; 5C CFI; DRP NIL DISC	Accounted	100.00	Cr
13/01/2020	Income Announcement	28/03/2019	AMP 3.6C FRANKED@30%;0.4C CFI;DRP NIL DISC	Accounted	40.00	Dr
13/01/2020	Evidence Match	28/03/2019	AMP 3.6C FRANKED@30%;0.4C CFI;DRP NIL DISC	Accounted	40.00	Cr

Other Assets · Receivables · Investment Income Receivable · Dividends · Shares in Listed Companies · Ansell Limited

13/01/2020	Income Announcement	13/09/2018	ANN US25C; UNFRANKED; 100% CFI; DRP	Accounted	68.28	Dr
13/01/2020	Evidence Match	13/09/2018	ANN US25C; UNFRANKED; 100% CFI; DRP	Accounted	68.28	Cr
13/01/2020	Income Announcement	14/03/2019	ANN US20.75C; UNFRANKED; 100% CFI; DRP	Accounted	58.10	Dr
13/01/2020	Evidence Match	14/03/2019	ANN US20.75C; UNFRANKED; 100% CFI; DRP	Accounted	58.10	Cr

Other Assets · Receivables · Investment Income Receivable · Dividends · Shares in Listed Companies · Australia And N

13/01/2020	nathan@armstrongadvisory.com.au	2/07/2018	ANZ 80C FRANKED @ 30%; DRP & BSP NIL DISC	Accounted	956.00	Dr
13/01/2020	Evidence Match	2/07/2018	ANZ 80C FRANKED @ 30%; DRP & BSP NIL DISC	Accounted	956.00	Cr
3/04/2019	Auto Transaction Rules	18/12/2018	DIVIDEND A066/00583572 ANZ DIVIDEND 0865803592	Accounted	956.00	Dr
3/04/2019	Evidence Match	18/12/2018	DIVIDEND A066/00583572 ANZ DIVIDEND 0865803592	Accounted	956.00	Cr

Other Assets · Receivables · Investment Income Receivable · Dividends · Shares in Listed Companies · Bank Of Queens

13/01/2020	Income Announcement	14/11/2018	BOQ 38C FRANKED @30%; DRP	Accounted	190.00	Dr
13/01/2020	Evidence Match	14/11/2018	BOQ 38C FRANKED @30%; DRP	Accounted	190.00	Cr
13/01/2020	Income Announcement	22/05/2019	BOQ 34C FRANKED @30%; DRP	Accounted	170.00	Dr
13/01/2020	Evidence Match	22/05/2019	BOQ 34C FRANKED @30%; DRP	Accounted	170.00	Cr

Other Assets · Receivables · Investment Income Receivable · Dividends · Shares in Listed Companies · Bendigo And Ad

13/01/2020	Income Announcement - Modified by nathan@armstrongadvisory.com.au	28/09/2018	BEN 35C FRANKED@30%;DRP NIL DIS;BSP NIL DIS	Accounted	875.00	Dr
13/01/2020	Evidence Match	11/10/2018	BEN 35C FRANKED@30%;DRP NIL DIS;BSP NIL DIS	Accounted	875.00	Cr
13/01/2020	Income Announcement - Modified by nathan@armstrongadvisory.com.au	29/03/2019	BEN 35C FRANKED@30%;DRP NIL DIS;BSP NIL DIS	Accounted	945.00	Dr
13/01/2020	Evidence Match	12/04/2019	BEN 35C FRANKED@30%;DRP NIL DIS;BSP NIL DIS	Accounted	945.00	Cr

Rick Wray Superannuation Fund
General Ledger Audit Trail
For the period from 1 July 2018 to 30 June 2019

Processed Date & User	Date	Description	State	Amount
-----------------------	------	-------------	-------	--------

Assets

Other Assets · Receivables · Investment Income Receivable · Dividends · Shares in Listed Companies · Bluescope Steel

13/01/2020	Income Announcement	16/10/2018	BSL UNFRANKED; 100% CFI; DRP SUSPENDED	Accounted	26.72	Dr
13/01/2020	Evidence Match	16/10/2018	BSL UNFRANKED; 100% CFI; DRP SUSPENDED	Accounted	26.72	Cr
13/01/2020	Income Announcement	2/04/2019	BSL UNFRANKED; 100% CFI; DRP SUSPENDED	Accounted	20.04	Dr
13/01/2020	Evidence Match	2/04/2019	BSL UNFRANKED; 100% CFI; DRP SUSPENDED	Accounted	20.04	Cr

Other Assets · Receivables · Investment Income Receivable · Dividends · Shares in Listed Companies · Commonwealth

13/01/2020	Income Announcement	28/03/2019	CBA 200C FRANKED@30%; DRP NIL DISCOUNT	Accounted	400.00	Dr
13/01/2020	Evidence Match	28/03/2019	CBA 200C FRANKED@30%; DRP NIL DISCOUNT	Accounted	400.00	Cr

Other Assets · Receivables · Investment Income Receivable · Dividends · Shares in Listed Companies · Kogan.Com Ltd

13/01/2020	Evidence Match	8/04/2019	KN 6.1C FRANKED @30%	Accounted	61.00	Cr
13/01/2020	Income Announcement	8/05/2019	KN 6.1C FRANKED @30%	Accounted	61.00	Dr

Other Assets · Receivables · Investment Income Receivable · Dividends · Shares in Listed Companies · National Austral

2/05/2019	Income Announcement	5/07/2018	NAB 99C FR@ 30%; DRP; BSP NIL DISCOUNT	Accounted	1,980.00	Dr
13/01/2020	Evidence Match	5/07/2018	NAB 99C FR@ 30%; DRP; BSP NIL DISCOUNT	Accounted	1,980.00	Cr
13/01/2020	Income Announcement	14/12/2018	NAB 99C FR@ 30%; DRP; BSP NIL DISCOUNT	Accounted	1,980.00	Dr
13/01/2020	Evidence Match	14/12/2018	NAB 99C FR@ 30%; DRP; BSP NIL DISCOUNT	Accounted	1,980.00	Cr

Other Assets · Receivables · Investment Income Receivable · Dividends · Shares in Listed Companies · Oz Minerals Lim

13/01/2020	Income Announcement	17/09/2018	OZL 8C FRANKED @30%	Accounted	16.00	Dr
13/01/2020	Evidence Match	17/09/2018	OZL 8C FRANKED @30%	Accounted	16.00	Cr
13/01/2020	Income Announcement	26/03/2019	OZL 15C FRANKED @ 30%	Accounted	30.00	Dr
13/01/2020	Evidence Match	26/03/2019	OZL 15C FRANKED @ 30%	Accounted	30.00	Cr

Other Assets · Receivables · Investment Income Receivable · Dividends · Shares in Listed Companies · QBE Insurance (

3/04/2019	Auto Transaction Rules	5/10/2018	DIVIDEND 18FPA/00837474 QBE DIVIDEND 0850562281	Accounted	308.00	Dr
3/04/2019	Evidence Match	5/10/2018	DIVIDEND 18FPA/00837474 QBE DIVIDEND 0850562281	Accounted	308.00	Cr
20/04/2019	Auto Transaction Rules	18/04/2019	DIVIDEND 18AFP/00834464 QBE DIVIDEND 0890887020	Accounted	392.00	Dr
20/04/2019	Evidence Match	18/04/2019	DIVIDEND 18AFP/00834464 QBE DIVIDEND 0890887020	Accounted	392.00	Cr

Other Assets · Receivables · Investment Income Receivable · Dividends · Shares in Listed Companies · Regional Expres

13/01/2020	Income Announcement	15/11/2018	REX 8C FRANKED @ 30%	Accounted	320.00	Dr
13/01/2020	Evidence Match	15/11/2018	REX 8C FRANKED @ 30%	Accounted	320.00	Cr
13/01/2020	Income Announcement	1/04/2019	REX 4C FRANKED @ 30%	Accounted	160.00	Dr
13/01/2020	Evidence Match	1/04/2019	REX 4C FRANKED @ 30%	Accounted	160.00	Cr

Other Assets · Receivables · Investment Income Receivable · Dividends · Shares in Listed Companies · Servcorp Limite

10/02/2020	nathan@armstrongadvisory.com.au	4/10/2018	SRV 3.25C FRANKED @ 30%; NIL CFI	Accounted	85.00	Dr
21/02/2020	Evidence Match	4/10/2018	SRV 3.25C FRANKED @ 30%; NIL CFI	Accounted	85.00	Cr
10/02/2020	nathan@armstrongadvisory.com.au	3/04/2019	SRV 5.2C FRANKED @ 30%; NIL CFI	Accounted	130.00	Dr
21/02/2020	Evidence Match	3/04/2019	SRV 5.2C FRANKED @ 30%; NIL CFI	Accounted	130.00	Cr

Other Assets · Receivables · Investment Income Receivable · Dividends · Shares in Listed Companies · Suncorp Group

13/01/2020	Income Announcement	19/09/2018	SUN 48C FRANKED@30%; 8C SPECIAL; DRP NIL DIS	Accounted	3,216.00	Dr
13/01/2020	Evidence Match	19/09/2018	SUN 48C FRANKED@30%; 8C SPECIAL; DRP NIL DIS	Accounted	3,216.00	Cr
13/01/2020	Income Announcement	2/04/2019	SUN 26C FRANKED@30%; DRP NIL DISC	Accounted	1,742.00	Dr
13/01/2020	Evidence Match	2/04/2019	SUN 26C FRANKED@30%; DRP NIL DISC	Accounted	1,742.00	Cr
13/01/2020	Income Announcement	3/05/2019	SUN 8C FRANKED@30%; SPECIAL; DRP NIL DISC	Accounted	536.00	Dr
13/01/2020	Evidence Match	3/05/2019	SUN 8C FRANKED@30%; SPECIAL; DRP NIL DISC	Accounted	536.00	Cr

Other Assets · Receivables · Investment Income Receivable · Dividends · Shares in Listed Companies · Westpac Bankin

Rick Wray Superannuation Fund
General Ledger Audit Trail
For the period from 1 July 2018 to 30 June 2019

Processed Date & User	Date	Description	State	Amount
-----------------------	------	-------------	-------	--------

Assets

Other Assets · Receivables · Investment Income Receivable · Dividends · Shares in Listed Companies · Westpac Bankin

13/01/2020	nathan@armstrongadvisory.com.au	4/07/2018	WBC 94C FRANKED@30%; DRP NIL DISCOUNT	Accounted	1,555.70	Dr
13/01/2020	Evidence Match	4/07/2018	WBC 94C FRANKED@30%; DRP NIL DISCOUNT	Accounted	1,555.70	Cr
3/04/2019	Auto Transaction Rules	20/12/2018	DIVIDEND 001223418688 WBC DIVIDEND 0866646440	Accounted	1,555.70	Dr
3/04/2019	Evidence Match	20/12/2018	DIVIDEND 001223418688 WBC DIVIDEND 0866646440	Accounted	1,555.70	Cr
25/06/2019	Auto Transaction Rules	24/06/2019	DIVIDEND 001229578221 WBC DIVIDEND 0904674503	Accounted	1,555.70	Dr
25/06/2019	Evidence Match	24/06/2019	DIVIDEND 001229578221 WBC DIVIDEND 0904674503	Accounted	1,555.70	Cr

Other Assets · Receivables · Investment Income Receivable · Foreign Income · Foreign Dividend · Shares in Listed Com

13/01/2020	Evidence Match	15/02/2019	CYB 3.1 PENCE; UNFRANKED; NIL CFI	Accounted	27.83	Cr
13/01/2020	Income Announcement	15/02/2019	CYB 3.1 PENCE; UNFRANKED; NIL CFI	Accounted	27.83	Dr

Other Assets · Receivables · Investment Income Receivable · Interest · Cash At Bank · Bendigo Bank #2 1131737355

13/01/2020	Evidence Match	1/01/2019	INTEREST	Accounted	0.33	Cr
13/01/2020	nathan@armstrongadvisory.com.au	1/01/2019	INTEREST	Accounted	0.33	Dr
13/01/2020	Evidence Match	1/06/2019	INTEREST	Accounted	0.63	Cr
13/01/2020	nathan@armstrongadvisory.com.au	1/06/2019	INTEREST	Accounted	0.63	Dr

Other Assets · Receivables · Investment Income Receivable · Interest · Cash At Bank · Bendigo Bank 130890874

13/01/2020	Evidence Match	1/07/2018	INTEREST	Accounted	0.76	Cr
13/01/2020	Transaction Rules	1/07/2018	INTEREST	Accounted	0.76	Dr
13/01/2020	Evidence Match	1/08/2018	INTEREST	Accounted	0.96	Cr
13/01/2020	Transaction Rules	1/08/2018	INTEREST	Accounted	0.96	Dr
13/01/2020	Evidence Match	1/09/2018	INTEREST	Accounted	1.03	Cr
13/01/2020	Transaction Rules	1/09/2018	INTEREST	Accounted	1.03	Dr
13/01/2020	Evidence Match	1/10/2018	INTEREST	Accounted	2.30	Cr
13/01/2020	Transaction Rules	1/10/2018	INTEREST	Accounted	2.30	Dr
3/04/2019	Evidence Match	1/11/2018	INTEREST	Accounted	2.85	Cr
3/04/2019	Auto Transaction Rules	1/11/2018	INTEREST	Accounted	2.85	Dr
3/04/2019	Auto Transaction Rules	1/12/2018	INTEREST	Accounted	3.10	Dr
3/04/2019	Evidence Match	1/12/2018	INTEREST	Accounted	3.10	Cr
3/04/2019	Evidence Match	1/01/2019	INTEREST	Accounted	2.02	Cr
3/04/2019	Auto Transaction Rules	1/01/2019	INTEREST	Accounted	2.02	Dr
3/04/2019	Evidence Match	1/02/2019	INTEREST	Accounted	1.28	Cr
3/04/2019	Auto Transaction Rules	1/02/2019	INTEREST	Accounted	1.28	Dr
3/04/2019	Evidence Match	1/03/2019	INTEREST	Accounted	2.01	Cr
3/04/2019	Auto Transaction Rules	1/03/2019	INTEREST	Accounted	2.01	Dr
3/04/2019	Evidence Match	1/04/2019	INTEREST	Accounted	2.55	Cr
3/04/2019	Auto Transaction Rules	1/04/2019	INTEREST	Accounted	2.55	Dr
2/05/2019	Evidence Match	1/05/2019	INTEREST	Accounted	3.33	Cr
2/05/2019	Auto Transaction Rules	1/05/2019	INTEREST	Accounted	3.33	Dr
2/06/2019	Evidence Match	1/06/2019	INTEREST	Accounted	2.04	Cr
2/06/2019	Auto Transaction Rules	1/06/2019	INTEREST	Accounted	2.04	Dr

Other Assets · Receivables · Investment Income Receivable · Rent · Direct Property · 2 · 31 Belgrave Street, Manly 2095

7/02/2020	Evidence Match	9/07/2018	Rental Income/Disbursements Received	Accounted	1,627.48	Dr
7/02/2020	Evidence Match	16/07/2018	Rental Income/Disbursements Received	Accounted	178.16	Dr
7/02/2020	Evidence Match	2/08/2018	Rental Income/Disbursements Received	Accounted	2,038.36	Dr
7/02/2020	Evidence Match	10/02/2019	Rental Income/Disbursements Received	Accounted	178.11	Dr
7/02/2020	Evidence Match	17/05/2019	Rental Income/Disbursements Received	Accounted	3,648.62	Dr

Rick Wray Superannuation Fund
General Ledger Audit Trail
For the period from 1 July 2018 to 30 June 2019

Processed Date & User	Date	Description	State	Amount
-----------------------	------	-------------	-------	--------

Assets

Other Assets · Receivables · Investment Income Receivable · Rent · Direct Property · 2 · 31 Belgrave Street, Manly 2095

13/01/2020	nathan@armstrongadvisory.com.au	30/06/2019	Rent	Accounted	17,049.82	Dr
7/02/2020	Evidence Match	30/06/2019	Rental Income/Disbursements Received	Accounted	24,720.55	Cr

Other Assets · Receivables · Investment Income Receivable · Rent · Direct Property · 201 · 30 Fisher Road, Dee Why 209

7/02/2020	Evidence Match	2/07/2018	Rental Income/Disbursements Received	Accounted	1,450.00	Cr
7/02/2020	Evidence Match	16/07/2018	Rental Income/Disbursements Received	Accounted	14.16	Dr
7/02/2020	Evidence Match	1/08/2018	Rental Income/Disbursements Received	Accounted	1,450.00	Cr
7/02/2020	Evidence Match	2/08/2018	Rental Income/Disbursements Received	Accounted	1,246.56	Dr
7/02/2020	Evidence Match	3/09/2018	Rental Income/Disbursements Received	Accounted	1,450.00	Cr
7/02/2020	Evidence Match	29/09/2018	Rental Income/Disbursements Received	Accounted	232.05	Dr
7/02/2020	Evidence Match	29/09/2018	Rental Income/Disbursements Received	Accounted	1,296.75	Dr
7/02/2020	Evidence Match	1/10/2018	Rental Income/Disbursements Received	Accounted	1,450.00	Cr
7/02/2020	Evidence Match	30/10/2018	Rental Income/Disbursements Received	Accounted	14.16	Dr
7/02/2020	Evidence Match	1/11/2018	Rental Income/Disbursements Received	Accounted	1,450.00	Cr
7/02/2020	Evidence Match	3/12/2018	Rental Income/Disbursements Received	Accounted	1,450.00	Cr
7/02/2020	Evidence Match	17/12/2018	Rental Income/Disbursements Received	Accounted	1,235.00	Dr
7/02/2020	Evidence Match	2/01/2019	Rental Income/Disbursements Received	Accounted	1,450.00	Cr
7/02/2020	Evidence Match	5/01/2019	Rental Income/Disbursements Received	Accounted	232.05	Dr
7/02/2020	Evidence Match	5/01/2019	Rental Income/Disbursements Received	Accounted	1,296.75	Dr
7/02/2020	Evidence Match	1/02/2019	Rental Income/Disbursements Received	Accounted	1,450.00	Cr
7/02/2020	Evidence Match	10/02/2019	Rental Income/Disbursements Received	Accounted	14.16	Dr
7/02/2020	Evidence Match	1/03/2019	Rental Income/Disbursements Received	Accounted	1,450.00	Cr
7/02/2020	Evidence Match	1/04/2019	Rental Income/Disbursements Received	Accounted	1,450.00	Cr
7/02/2020	Evidence Match	1/05/2019	Rental Income/Disbursements Received	Accounted	232.05	Dr
7/02/2020	Evidence Match	1/05/2019	Rental Income/Disbursements Received	Accounted	14.16	Dr
7/02/2020	Evidence Match	1/05/2019	Rental Income/Disbursements Received	Accounted	1,450.00	Cr
7/02/2020	Evidence Match	1/05/2019	Rental Income/Disbursements Received	Accounted	1,296.75	Dr
7/02/2020	Evidence Match	3/06/2019	Rental Income/Disbursements Received	Accounted	1,450.00	Cr
13/01/2020	nathan@armstrongadvisory.com.au	30/06/2019	Rent	Accounted	10,275.40	Dr

Other Assets · Receivables · Member Income Receivable · Contributions · Mr Richard Wray

13/01/2020	Evidence Match	24/07/2018	Contribution Received	Accounted	1,903.68	Cr
13/01/2020	Transaction Rules	24/07/2018	NBC SUPER	Accounted	1,903.68	Dr
13/01/2020	Evidence Match	23/08/2018	Contribution Received	Accounted	2,788.76	Cr
13/01/2020	Transaction Rules	23/08/2018	NBC SUPER	Accounted	2,788.76	Dr
10/02/2020	nathan@armstrongadvisory.com.au	31/08/2018	AVN Div RW	Accounted	203.50	Dr
10/02/2020	Evidence Match	31/08/2018	Contribution Received	Accounted	203.50	Cr
28/02/2020	nathan@armstrongadvisory.com.au	26/09/2018	Contribution Allocation	Accounted	5,750.00	Dr
28/02/2020	Evidence Match	26/09/2018	Contribution Received	Accounted	5,750.00	Cr
13/01/2020	Evidence Match	27/09/2018	Contribution Received	Accounted	2,788.77	Cr
13/01/2020	Transaction Rules	27/09/2018	NBC SUPER	Accounted	2,788.77	Dr
10/02/2020	nathan@armstrongadvisory.com.au	4/10/2018	Ser Div RW	Accounted	195.00	Dr
10/02/2020	Evidence Match	4/10/2018	Contribution Received	Accounted	195.00	Cr
3/04/2019	Evidence Match	25/10/2018	Contribution Received	Accounted	2,645.84	Cr
3/04/2019	Auto Transaction Rules	25/10/2018	DIRECT CREDIT NBC SUPER NORTHERN BEACHES 08	Accounted	2,645.84	Dr
3/04/2019	Evidence Match	29/11/2018	Contribution Received	Accounted	3,052.42	Cr

Rick Wray Superannuation Fund
General Ledger Audit Trail
For the period from 1 July 2018 to 30 June 2019

Processed Date & User	Date	Description	State	Amount
-----------------------	------	-------------	-------	--------

Assets

Other Assets · Receivables · Member Income Receivable · Contributions · Mr Richard Wray

3/04/2019	Auto Transaction Rules	29/11/2018	DIRECT CREDIT NBC SUPER NORTHERN BEACHES 08	Accounted	3,052.42	Dr
3/04/2019	Evidence Match	18/12/2018	Contribution Received	Accounted	2,912.47	Cr
3/04/2019	Auto Transaction Rules	18/12/2018	DIRECT CREDIT NBC SUPER NORTHERN BEACHES 08	Accounted	2,912.47	Dr
3/04/2019	Evidence Match	24/01/2019	Contribution Received	Accounted	2,308.00	Cr
3/04/2019	Auto Transaction Rules	24/01/2019	DIRECT CREDIT NBC SUPER NORTHERN BEACHES 08	Accounted	2,308.00	Dr
3/04/2019	Evidence Match	26/02/2019	Contribution Received	Accounted	2,294.33	Cr
3/04/2019	Auto Transaction Rules	26/02/2019	DIRECT CREDIT NBC SUPER NORTHERN BEACHES 08	Accounted	2,294.33	Dr
10/02/2020	Evidence Match	3/04/2019	Contribution Received	Accounted	195.00	Cr
10/02/2020	nathan@armstrongadvisory.com.au	3/04/2019	Ser Div RW	Accounted	195.00	Dr
28/04/2019	Auto Transaction Rules	26/04/2019	DIRECT CREDIT NBC SUPER NORTHERN BEACHES 08	Accounted	3,891.93	Dr
28/04/2019	Evidence Match	26/04/2019	Contribution Received	Accounted	3,891.93	Cr
31/05/2019	Auto Transaction Rules	30/05/2019	DIRECT CREDIT NBC SUPER NORTHERN BEACHES 08	Accounted	1,216.58	Dr
31/05/2019	Evidence Match	30/05/2019	Contribution Received	Accounted	1,216.58	Cr
26/06/2019	Auto Transaction Rules	25/06/2019	DIRECT CREDIT NBC SUPER NORTHERN BEACHES 09	Accounted	547.03	Dr
26/06/2019	Evidence Match	25/06/2019	Contribution Received	Accounted	547.03	Cr

Other Assets · Unsettled Trades · Acquisitions · Shares in Listed Companies · Bendigo And Adelaide Bank Limited

13/01/2020	nathan@armstrongadvisory.com.au	13/12/2018	Purchase 200 Bendigo Shares	Accounted	2,088.95	Cr
13/01/2020	Evidence Match	17/12/2018	Purchase 200 Bendigo Shares	Accounted	2,088.95	Dr

Other Assets · Unsettled Trades · Acquisitions · Shares in Listed Companies · Commonwealth Bank Of Australia.

13/01/2020	nathan@armstrongadvisory.com.au	13/12/2018	Purchase 200 CBA Shares	Accounted	14,071.87	Cr
13/01/2020	Evidence Match	17/12/2018	Purchase 200 CBA Shares	Accounted	14,071.87	Dr

Other Assets · Unsettled Trades · Acquisitions · Shares in Listed Companies · Kogan.Com Ltd

13/01/2020	nathan@armstrongadvisory.com.au	11/01/2019	Purchase 1000 KGN Shares	Accounted	3,219.95	Cr
13/01/2020	Evidence Match	15/01/2019	Purchase 1000 KGN Shares	Accounted	3,219.95	Dr

Other Assets · Unsettled Trades · Acquisitions · Shares in Listed Companies · National Australia Bank Limited

13/01/2020	nathan@armstrongadvisory.com.au	13/12/2018	Purchase 200 NAB Shares	Accounted	4,835.95	Cr
13/01/2020	Evidence Match	17/12/2018	Purchase 200 NAB Shares	Accounted	4,835.95	Dr

Other Assets · Unsettled Trades · Acquisitions · Shares in Listed Companies · Pact Group Holdings Ltd

13/01/2020	nathan@armstrongadvisory.com.au	18/06/2019	Purchase 2000 PGH Shares	Accounted	4,579.95	Cr
13/01/2020	Evidence Match	20/06/2019	Purchase 2000 PGH Shares	Accounted	4,579.95	Dr

Other Assets · Unsettled Trades · Acquisitions · Shares in Unlisted Companies · My Wine Marketing

28/02/2020	Evidence Match	26/09/2018	Liquidator Costs	Accounted	5,750.00	Dr
28/02/2020	nathan@armstrongadvisory.com.au	26/09/2018	Liquidator Costs	Accounted	5,750.00	Cr

Other Assets · Unsettled Trades · Disposals · Shares in Listed Companies · Kogan.Com Ltd

13/01/2020	nathan@armstrongadvisory.com.au	23/05/2019	Sell 500 kogan Shares	Accounted	2,960.24	Dr
13/01/2020	Evidence Match	27/05/2019	Sell 500 kogan Shares	Accounted	2,960.24	Cr

Liabilities

Fund Suspense · Bendigo Bank #2 1131737355

Rick Wray Superannuation Fund
General Ledger Audit Trail
For the period from 1 July 2018 to 30 June 2019

Processed Date & User	Date	Description	State	Amount
-----------------------	------	-------------	-------	--------

Liabilities

Fund Suspense - Bendigo Bank #2 1131737355

21/02/2020	Evidence Match	31/08/2018	SCG DISTRIBUTION	Accounted	221.60	Dr
10/02/2020	Evidence Match	31/08/2018	AVN DIST	Accounted	65.10	Dr
13/01/2020	nathan@armstrongadvisory.com.au	31/08/2018	AVN DIST	Accounted	65.10	Cr
13/01/2020	nathan@armstrongadvisory.com.au	31/08/2018	SCG DISTRIBUTION	Accounted	221.60	Cr
13/01/2020	Evidence Match	13/09/2018	ANN DIVIDEND	Accounted	68.28	Dr
13/01/2020	nathan@armstrongadvisory.com.au	13/09/2018	ANN DIVIDEND	Accounted	68.28	Cr
21/02/2020	Evidence Match	4/10/2018	SERVCORP LTD	Accounted	85.00	Dr
13/01/2020	nathan@armstrongadvisory.com.au	4/10/2018	SERVCORP LTD	Accounted	85.00	Cr
13/01/2020	Evidence Match	14/11/2018	BOQ FNL DIV	Accounted	190.00	Dr
13/01/2020	nathan@armstrongadvisory.com.au	14/11/2018	BOQ FNL DIV	Accounted	190.00	Cr
13/01/2020	nathan@armstrongadvisory.com.au	23/11/2018	AVN DST	Accounted	122.70	Cr
10/02/2020	Evidence Match	23/11/2018	AVN DST	Accounted	122.70	Dr
13/01/2020	Evidence Match	6/12/2018	BENDIGO 130890874	Accounted	20,000.00	Dr
13/01/2020	nathan@armstrongadvisory.com.au	6/12/2018	BENDIGO 130890874	Accounted	20,000.00	Cr
13/01/2020	Evidence Match	17/12/2018	CMC MARKETS STOC	Accounted	14,071.87	Cr
13/01/2020	Evidence Match	17/12/2018	CMC MARKETS STOC	Accounted	4,835.95	Cr
13/01/2020	Evidence Match	17/12/2018	CMC MARKETS STOC	Accounted	2,088.95	Cr
13/01/2020	nathan@armstrongadvisory.com.au	17/12/2018	CMC MARKETS STOC	Accounted	20,996.77	Dr
13/01/2020	Evidence Match	1/01/2019	INTEREST	Accounted	0.33	Dr
13/01/2020	nathan@armstrongadvisory.com.au	1/01/2019	INTEREST	Accounted	0.33	Cr
13/01/2020	Evidence Match	7/01/2019	BENDIGO 130890874	Accounted	5,000.00	Dr
13/01/2020	nathan@armstrongadvisory.com.au	7/01/2019	BENDIGO 130890874	Accounted	5,000.00	Cr
13/01/2020	Evidence Match	15/01/2019	CMC MARKETS STOC	Accounted	3,219.95	Cr
13/01/2020	nathan@armstrongadvisory.com.au	15/01/2019	CMC MARKETS STOC	Accounted	3,219.95	Dr
13/01/2020	nathan@armstrongadvisory.com.au	27/02/2019	AVN DIST	Accounted	124.20	Cr
10/02/2020	Evidence Match	27/02/2019	AVN DIST	Accounted	124.20	Dr
21/02/2020	Evidence Match	28/02/2019	SCG DIST	Accounted	221.60	Dr
13/01/2020	nathan@armstrongadvisory.com.au	28/02/2019	SCG DIST	Accounted	221.60	Cr
13/01/2020	Evidence Match	14/03/2019	ANN DIVIDEND	Accounted	58.10	Dr
13/01/2020	nathan@armstrongadvisory.com.au	14/03/2019	ANN DIVIDEND	Accounted	58.10	Cr
13/01/2020	Evidence Match	28/03/2019	CBA ITM DIV	Accounted	400.00	Dr
13/01/2020	nathan@armstrongadvisory.com.au	28/03/2019	CBA ITM DIV	Accounted	400.00	Cr
21/02/2020	Evidence Match	3/04/2019	SERVCORP LTD	Accounted	130.00	Dr
13/01/2020	nathan@armstrongadvisory.com.au	3/04/2019	SERVCORP LTD	Accounted	130.00	Cr
13/01/2020	Evidence Match	8/04/2019	KOGAN.COM.LTD	Accounted	61.00	Dr
13/01/2020	nathan@armstrongadvisory.com.au	8/04/2019	KOGAN.COM.LTD	Accounted	61.00	Cr
13/01/2020	nathan@armstrongadvisory.com.au	13/05/2019	BENDIGO 130890874	Accounted	20,000.00	Cr

Rick Wray Superannuation Fund
General Ledger Audit Trail
For the period from 1 July 2018 to 30 June 2019

Processed Date & User	Date	Description	State	Amount
-----------------------	------	-------------	-------	--------

Liabilities

Fund Suspense - Bendigo Bank #2 1131737355

13/01/2020	Evidence Match	13/05/2019	BENDIGO 130890874	Accounted	20,000.00	Dr
13/01/2020	nathan@armstrongadvisory.com.au	22/05/2019	BOQ ITM DIV	Accounted	170.00	Cr
13/01/2020	nathan@armstrongadvisory.com.au	22/05/2019	AVN DIST	Accounted	124.80	Cr
10/02/2020	Evidence Match	22/05/2019	AVN DIST	Accounted	124.80	Dr
13/01/2020	Evidence Match	22/05/2019	BOQ ITM DIV	Accounted	170.00	Dr
13/01/2020	Evidence Match	27/05/2019	CMC MARKETS STOC	Accounted	2,960.24	Dr
13/01/2020	nathan@armstrongadvisory.com.au	27/05/2019	CMC MARKETS STOC	Accounted	2,960.24	Cr
13/01/2020	Evidence Match	1/06/2019	INTEREST	Accounted	0.63	Dr
13/01/2020	nathan@armstrongadvisory.com.au	1/06/2019	INTEREST	Accounted	0.63	Cr
13/01/2020	Evidence Match	18/06/2019	CMC MARKETS STOC	Accounted	10,000.00	Cr
13/01/2020	nathan@armstrongadvisory.com.au	18/06/2019	CMC MARKETS STOC	Accounted	10,000.00	Dr
13/01/2020	Evidence Match	20/06/2019	CMC MARKETS STOC	Accounted	4,579.95	Cr
13/01/2020	nathan@armstrongadvisory.com.au	20/06/2019	CMC MARKETS STOC	Accounted	4,579.95	Dr
13/01/2020	Evidence Match	21/06/2019	CMC MARKETS STOC	Accounted	10,000.00	Cr
13/01/2020	nathan@armstrongadvisory.com.au	21/06/2019	CMC MARKETS STOC	Accounted	10,000.00	Dr

Fund Suspense - Bendigo Bank 130890874

13/01/2020	Evidence Match	1/07/2018	TRANS FEE	Accounted	1.60	Cr
13/01/2020	Evidence Match	1/07/2018	INTEREST	Accounted	0.76	Dr
13/01/2020	nathan@armstrongadvisory.com.au	1/07/2018	TRANS FEE	Accounted	1.60	Dr
13/01/2020	nathan@armstrongadvisory.com.au	1/07/2018	INTEREST	Accounted	0.76	Cr
7/02/2020	Evidence Match	2/07/2018	ARMSTRONG ADVSIORY RENT	Accounted	1,450.00	Dr
13/01/2020	Evidence Match	2/07/2018	ANZ DIV	Accounted	956.00	Dr
13/01/2020	nathan@armstrongadvisory.com.au	2/07/2018	ARMSTRONG ADVSIORY RENT	Accounted	1,450.00	Cr
13/01/2020	nathan@armstrongadvisory.com.au	2/07/2018	ANZ DIV	Accounted	956.00	Cr
13/01/2020	Evidence Match	4/07/2018	WBC DIV	Accounted	1,555.70	Dr
13/01/2020	nathan@armstrongadvisory.com.au	4/07/2018	WBC DIV	Accounted	1,555.70	Cr
13/01/2020	nathan@armstrongadvisory.com.au	5/07/2018	NAB DIV	Accounted	1,980.00	Cr
13/01/2020	Evidence Match	5/07/2018	NAB DIV	Accounted	1,980.00	Dr
7/02/2020	Evidence Match	9/07/2018	DEFT PAYMENTS	Accounted	1,627.48	Cr
13/01/2020	Evidence Match	9/07/2018	ATO	Accounted	840.00	Cr
13/01/2020	nathan@armstrongadvisory.com.au	9/07/2018	DEFT PAYMENTS	Accounted	1,627.48	Dr
13/01/2020	nathan@armstrongadvisory.com.au	9/07/2018	ATO	Accounted	840.00	Dr
7/02/2020	Evidence Match	16/07/2018	SYDNEY WATER	Accounted	178.16	Cr
7/02/2020	Evidence Match	16/07/2018	SYDNEY WATER	Accounted	14.16	Cr
13/01/2020	nathan@armstrongadvisory.com.au	16/07/2018	SYDNEY WATER	Accounted	178.16	Dr
13/01/2020	nathan@armstrongadvisory.com.au	16/07/2018	SYDNEY WATER	Accounted	14.16	Dr
13/01/2020	Evidence Match	24/07/2018	NBC SUPER	Accounted	1,903.68	Dr

Rick Wray Superannuation Fund
General Ledger Audit Trail
For the period from 1 July 2018 to 30 June 2019

Processed Date & User	Date	Description	State	Amount	
Liabilities					
Fund Suspense - Bendigo Bank 130890874					
13/01/2020	nathan@armstrongadvisory.com.au	24/07/2018	NBC SUPER	Accounted	1,903.68 Cr
13/01/2020	nathan@armstrongadvisory.com.au	1/08/2018	INTEREST	Accounted	0.96 Cr
13/01/2020	nathan@armstrongadvisory.com.au	1/08/2018	ARMSTRONG ADVISORY RENT	Accounted	1,450.00 Cr
13/01/2020	nathan@armstrongadvisory.com.au	1/08/2018	TRANS FEE	Accounted	1.60 Dr
13/01/2020	Evidence Match	1/08/2018	TRANS FEE	Accounted	1.60 Cr
7/02/2020	Evidence Match	1/08/2018	ARMSTRONG ADVISORY RENT	Accounted	1,450.00 Dr
13/01/2020	Evidence Match	1/08/2018	INTEREST	Accounted	0.96 Dr
7/02/2020	Evidence Match	2/08/2018	NB COUNCIL RATES	Accounted	2,038.36 Cr
7/02/2020	Evidence Match	2/08/2018	NB COUNCIL RATES	Accounted	1,246.56 Cr
13/01/2020	nathan@armstrongadvisory.com.au	2/08/2018	NB COUNCIL RATES	Accounted	2,038.36 Dr
13/01/2020	nathan@armstrongadvisory.com.au	2/08/2018	NB COUNCIL RATES	Accounted	1,246.56 Dr
13/01/2020	Evidence Match	23/08/2018	NBC SUPER	Accounted	2,788.76 Dr
13/01/2020	nathan@armstrongadvisory.com.au	23/08/2018	NBC SUPER	Accounted	2,788.76 Cr
10/02/2020	Evidence Match	31/08/2018	AVN DIS - RICK WRAY	Accounted	203.50 Dr
13/01/2020	Evidence Match	31/08/2018	STOCKLAND LTD	Accounted	135.00 Dr
13/01/2020	nathan@armstrongadvisory.com.au	31/08/2018	STOCKLAND LTD	Accounted	135.00 Cr
13/01/2020	nathan@armstrongadvisory.com.au	31/08/2018	AVN DIS - RICK WRAY	Accounted	203.50 Cr
13/01/2020	nathan@armstrongadvisory.com.au	1/09/2018	INTEREST	Accounted	1.03 Cr
13/01/2020	nathan@armstrongadvisory.com.au	1/09/2018	TRANS FEE	Accounted	0.80 Dr
13/01/2020	Evidence Match	1/09/2018	INTEREST	Accounted	1.03 Dr
13/01/2020	Evidence Match	1/09/2018	TRANS FEE	Accounted	0.80 Cr
7/02/2020	Evidence Match	3/09/2018	ARMSTRONG ADVISORY RENT	Accounted	1,450.00 Dr
13/01/2020	nathan@armstrongadvisory.com.au	3/09/2018	ARMSTRONG ADVISORY RENT	Accounted	1,450.00 Cr
13/01/2020	Evidence Match	17/09/2018	OZL DIV	Accounted	16.00 Dr
13/01/2020	nathan@armstrongadvisory.com.au	17/09/2018	OZL DIV	Accounted	16.00 Cr
13/01/2020	Evidence Match	19/09/2018	SUN FNL&SPC DIV	Accounted	3,216.00 Dr
13/01/2020	nathan@armstrongadvisory.com.au	19/09/2018	SUN FNL&SPC DIV	Accounted	3,216.00 Cr
13/01/2020	Evidence Match	21/09/2018	AGL DIV	Accounted	189.00 Dr
13/01/2020	nathan@armstrongadvisory.com.au	21/09/2018	AGL DIV	Accounted	189.00 Cr
13/01/2020	Evidence Match	26/09/2018	ATO	Accounted	856.00 Cr
13/01/2020	nathan@armstrongadvisory.com.au	26/09/2018	ATO	Accounted	856.00 Dr
13/01/2020	Evidence Match	27/09/2018	NBC SUPER	Accounted	2,788.77 Dr
13/01/2020	nathan@armstrongadvisory.com.au	27/09/2018	NBC SUPER	Accounted	2,788.77 Cr
13/01/2020	nathan@armstrongadvisory.com.au	28/09/2018	AMP DIV	Accounted	100.00 Cr
13/01/2020	Evidence Match	28/09/2018	AMP DIV	Accounted	100.00 Dr
7/02/2020	Evidence Match	29/09/2018	NB PROP CLEANING	Accounted	232.05 Cr
7/02/2020	Evidence Match	29/09/2018	SEPT STRATA	Accounted	1,296.75 Cr

Rick Wray Superannuation Fund
General Ledger Audit Trail
For the period from 1 July 2018 to 30 June 2019

Processed Date & User	Date	Description	State	Amount
-----------------------	------	-------------	-------	--------

Liabilities

Fund Suspense - Bendigo Bank 130890874

13/01/2020	nathan@armstrongadvisory.com.au	29/09/2018	SEPT STRATA	Accounted	1,296.75	Dr
13/01/2020	nathan@armstrongadvisory.com.au	29/09/2018	NB PROP CLEANING	Accounted	232.05	Dr
7/02/2020	Evidence Match	1/10/2018	ARMSTRONG ADVISORY RENT	Accounted	1,450.00	Dr
13/01/2020	Evidence Match	1/10/2018	TRANS FEES	Accounted	1.20	Cr
13/01/2020	Evidence Match	1/10/2018	INTEREST	Accounted	2.30	Dr
13/01/2020	nathan@armstrongadvisory.com.au	1/10/2018	ARMSTRONG ADVISORY RENT	Accounted	1,450.00	Cr
13/01/2020	nathan@armstrongadvisory.com.au	1/10/2018	TRANS FEES	Accounted	1.20	Dr
13/01/2020	nathan@armstrongadvisory.com.au	1/10/2018	INTEREST	Accounted	2.30	Cr
3/04/2019	Automated Feed	4/10/2018	DIVIDEND S00018961679 SERVCORP LIMITED 0850275!	Accounted	195.00	Cr
10/02/2020	Evidence Match	4/10/2018	DIVIDEND S00018961679 SERVCORP LIMITED 0850275!	Accounted	195.00	Dr
3/04/2019	Evidence Match	5/10/2018	DIVIDEND 18FPA/00837474 QBE DIVIDEND 0850562281	Accounted	308.00	Dr
3/04/2019	Automated Feed	5/10/2018	DIVIDEND 18FPA/00837474 QBE DIVIDEND 0850562281	Accounted	308.00	Cr
13/01/2020	Evidence Match	11/10/2018	DEPOSIT - CHEQUE(S) BENDIGO #Chq:1	Accounted	875.00	Dr
3/04/2019	Automated Feed	11/10/2018	DEPOSIT - CHEQUE(S) BENDIGO #Chq:1	Accounted	875.00	Cr
13/01/2020	Evidence Match	16/10/2018	DIVIDEND 001221860887 BSL FNL DIV 0852575529	Accounted	26.72	Dr
3/04/2019	Automated Feed	16/10/2018	DIVIDEND 001221860887 BSL FNL DIV 0852575529	Accounted	26.72	Cr
3/04/2019	Evidence Match	25/10/2018	DIRECT CREDIT NBC SUPER NORTHERN BEACHES 08:	Accounted	2,645.84	Dr
3/04/2019	Automated Feed	25/10/2018	DIRECT CREDIT NBC SUPER NORTHERN BEACHES 08:	Accounted	2,645.84	Cr
7/02/2020	Evidence Match	30/10/2018	BILL PAYMENT 0103197381 BPAY TO: SYDNEY WATER	Accounted	14.16	Cr
3/04/2019	Automated Feed	30/10/2018	BILL PAYMENT 0103197381 BPAY TO: SYDNEY WATER	Accounted	14.16	Dr
3/04/2019	Automated Feed	1/11/2018	DIRECT CREDIT AA Suite 201 Rent ARMSTRONG ADVIS	Accounted	1,450.00	Cr
3/04/2019	Automated Feed	1/11/2018	INTEREST	Accounted	2.85	Cr
3/04/2019	Automated Feed	1/11/2018	TRANSACTION FEES CHARGED	Accounted	1.10	Dr
3/04/2019	Evidence Match	1/11/2018	INTEREST	Accounted	2.85	Dr
3/04/2019	Evidence Match	1/11/2018	TRANSACTION FEES CHARGED	Accounted	1.10	Cr
7/02/2020	Evidence Match	1/11/2018	DIRECT CREDIT AA Suite 201 Rent ARMSTRONG ADVIS	Accounted	1,450.00	Dr
13/01/2020	Evidence Match	15/11/2018	DIVIDEND 001222760886 N REX FNL DIV 0858949785	Accounted	320.00	Dr
3/04/2019	Automated Feed	15/11/2018	DIVIDEND 001222760886 N REX FNL DIV 0858949785	Accounted	320.00	Cr
3/04/2019	Evidence Match	29/11/2018	DIRECT CREDIT NBC SUPER NORTHERN BEACHES 08:	Accounted	3,052.42	Dr
3/04/2019	Automated Feed	29/11/2018	DIRECT CREDIT NBC SUPER NORTHERN BEACHES 08:	Accounted	3,052.42	Cr
3/04/2019	Evidence Match	1/12/2018	INTEREST	Accounted	3.10	Dr
3/04/2019	Automated Feed	1/12/2018	INTEREST	Accounted	3.10	Cr
7/02/2020	Evidence Match	3/12/2018	DIRECT CREDIT AA Suite 201 Rent ARMSTRONG ADVIS	Accounted	1,450.00	Dr
3/04/2019	Automated Feed	3/12/2018	DIRECT CREDIT AA Suite 201 Rent ARMSTRONG ADVIS	Accounted	1,450.00	Cr
13/01/2020	Evidence Match	6/12/2018	PAY ANYONE 0147389800Rick Wray BBL131737355to sh:	Accounted	20,000.00	Cr
3/04/2019	Automated Feed	6/12/2018	PAY ANYONE 0147389800Rick Wray BBL131737355to sh:	Accounted	20,000.00	Dr
3/04/2019	Automated Feed	14/12/2018	DIVIDEND DV192/00518491 NAB FINAL DIV 0865185453	Accounted	1,980.00	Cr
13/01/2020	Evidence Match	14/12/2018	DIVIDEND DV192/00518491 NAB FINAL DIV 0865185453	Accounted	1,980.00	Dr
7/02/2020	Evidence Match	17/12/2018	PAY ANYONE 0147973399Strata pla BBL135389146July ir	Accounted	1,235.00	Cr
3/04/2019	Automated Feed	17/12/2018	PAY ANYONE 0147973399Strata pla BBL135389146July ir	Accounted	1,235.00	Dr
3/04/2019	Evidence Match	18/12/2018	DIRECT CREDIT NBC SUPER NORTHERN BEACHES 08:	Accounted	2,912.47	Dr
3/04/2019	Evidence Match	18/12/2018	DIVIDEND A066/00583572 ANZ DIVIDEND 0865803592	Accounted	956.00	Dr
3/04/2019	Automated Feed	18/12/2018	DIVIDEND A066/00583572 ANZ DIVIDEND 0865803592	Accounted	956.00	Cr
3/04/2019	Automated Feed	18/12/2018	DIRECT CREDIT NBC SUPER NORTHERN BEACHES 08:	Accounted	2,912.47	Cr
3/04/2019	Evidence Match	20/12/2018	DIVIDEND 001223418688 WBC DIVIDEND 0866646440	Accounted	1,555.70	Dr

Rick Wray Superannuation Fund
General Ledger Audit Trail
For the period from 1 July 2018 to 30 June 2019

Processed Date & User	Date	Description	State	Amount
-----------------------	------	-------------	-------	--------

Liabilities

Fund Suspense - Bendigo Bank 130890874

3/04/2019	Automated Feed	20/12/2018	DIVIDEND 001223418688 WBC DIVIDEND 0866646440	Accounted	1,555.70	Cr
3/04/2019	Evidence Match	1/01/2019	TRANSACTION FEES CHARGED	Accounted	0.80	Cr
3/04/2019	Evidence Match	1/01/2019	INTEREST	Accounted	2.02	Dr
3/04/2019	Automated Feed	1/01/2019	TRANSACTION FEES CHARGED	Accounted	0.80	Dr
3/04/2019	Automated Feed	1/01/2019	INTEREST	Accounted	2.02	Cr
7/02/2020	Evidence Match	2/01/2019	DIRECT CREDIT AA Suite 201 Rent ARMSTRONG ADVIS	Accounted	1,450.00	Dr
3/04/2019	Automated Feed	2/01/2019	DIRECT CREDIT AA Suite 201 Rent ARMSTRONG ADVIS	Accounted	1,450.00	Cr
3/04/2019	Automated Feed	5/01/2019	PAY ANYONE 0148761742NB Propert BBL124554601Cle	Accounted	232.05	Dr
3/04/2019	Automated Feed	5/01/2019	PAY ANYONE 0148761716Strata pla BBL135389146Strata	Accounted	1,296.75	Dr
7/02/2020	Evidence Match	5/01/2019	PAY ANYONE 0148761716Strata pla BBL135389146Strata	Accounted	1,296.75	Cr
7/02/2020	Evidence Match	5/01/2019	PAY ANYONE 0148761742NB Propert BBL124554601Cle	Accounted	232.05	Cr
13/01/2020	Evidence Match	7/01/2019	PAY ANYONE 0148802197Rick Wray BBL131737355to sh	Accounted	5,000.00	Cr
3/04/2019	Automated Feed	7/01/2019	PAY ANYONE 0148802197Rick Wray BBL131737355to sh	Accounted	5,000.00	Dr
13/01/2020	Evidence Match	11/01/2019	BILL PAYMENT 0104996157 BPAY TO: TAX OFFICE PAY	Accounted	856.00	Cr
3/04/2019	Automated Feed	11/01/2019	BILL PAYMENT 0104996157 BPAY TO: TAX OFFICE PAY	Accounted	856.00	Dr
3/04/2019	Evidence Match	24/01/2019	DIRECT CREDIT NBC SUPER NORTHERN BEACHES 08	Accounted	2,308.00	Dr
3/04/2019	Automated Feed	24/01/2019	DIRECT CREDIT NBC SUPER NORTHERN BEACHES 08	Accounted	2,308.00	Cr
3/04/2019	Automated Feed	1/02/2019	DIRECT CREDIT AA Suite 201 Rent ARMSTRONG ADVIS	Accounted	1,450.00	Cr
3/04/2019	Automated Feed	1/02/2019	TRANSACTION FEES CHARGED	Accounted	1.60	Dr
3/04/2019	Automated Feed	1/02/2019	INTEREST	Accounted	1.28	Cr
3/04/2019	Evidence Match	1/02/2019	INTEREST	Accounted	1.28	Dr
7/02/2020	Evidence Match	1/02/2019	DIRECT CREDIT AA Suite 201 Rent ARMSTRONG ADVIS	Accounted	1,450.00	Dr
3/04/2019	Evidence Match	1/02/2019	TRANSACTION FEES CHARGED	Accounted	1.60	Cr
7/02/2020	Evidence Match	10/02/2019	BILL PAYMENT 0105711467 BPAY TO: SYDNEY WATER	Accounted	178.11	Cr
7/02/2020	Evidence Match	10/02/2019	BILL PAYMENT 0105711508 BPAY TO: SYDNEY WATER	Accounted	14.16	Cr
3/04/2019	Automated Feed	10/02/2019	BILL PAYMENT 0105711467 BPAY TO: SYDNEY WATER	Accounted	178.11	Dr
3/04/2019	Automated Feed	10/02/2019	BILL PAYMENT 0105711508 BPAY TO: SYDNEY WATER	Accounted	14.16	Dr
13/01/2020	Evidence Match	15/02/2019	DIVIDEND AU002/00896671 CYBG DIVIDEND 087756374	Accounted	27.83	Dr
3/04/2019	Automated Feed	15/02/2019	DIVIDEND AU002/00896671 CYBG DIVIDEND 087756374	Accounted	27.83	Cr
3/04/2019	Evidence Match	26/02/2019	DIRECT CREDIT NBC SUPER NORTHERN BEACHES 08	Accounted	2,294.33	Dr
3/04/2019	Automated Feed	26/02/2019	DIRECT CREDIT NBC SUPER NORTHERN BEACHES 08	Accounted	2,294.33	Cr
13/01/2020	Evidence Match	28/02/2019	DEBENTURE FEB19/00828545 STOCKLAND LTD 088040	Accounted	135.00	Dr
3/04/2019	Automated Feed	28/02/2019	DEBENTURE FEB19/00828545 STOCKLAND LTD 088040	Accounted	135.00	Cr
3/04/2019	Automated Feed	1/03/2019	INTEREST	Accounted	2.01	Cr
3/04/2019	Automated Feed	1/03/2019	TRANSACTION FEES CHARGED	Accounted	0.80	Dr
3/04/2019	Automated Feed	1/03/2019	DIRECT CREDIT AA Suite 201 Rent ARMSTRONG ADVIS	Accounted	1,450.00	Cr
3/04/2019	Evidence Match	1/03/2019	TRANSACTION FEES CHARGED	Accounted	0.80	Cr
3/04/2019	Evidence Match	1/03/2019	INTEREST	Accounted	2.01	Dr
7/02/2020	Evidence Match	1/03/2019	DIRECT CREDIT AA Suite 201 Rent ARMSTRONG ADVIS	Accounted	1,450.00	Dr
13/01/2020	Evidence Match	22/03/2019	DIVIDEND 001227107921 AGL ITM DIV 0885189555	Accounted	165.00	Dr
3/04/2019	Automated Feed	22/03/2019	DIVIDEND 001227107921 AGL ITM DIV 0885189555	Accounted	165.00	Cr
13/01/2020	Evidence Match	26/03/2019	DIVIDEND 001228257293 OZL DIV 0885676465	Accounted	30.00	Dr
3/04/2019	Automated Feed	26/03/2019	DIVIDEND 001228257293 OZL DIV 0885676465	Accounted	30.00	Cr
3/04/2019	Automated Feed	28/03/2019	DIVIDEND 18FIN/01225221 AMP LIMITED 0886369524	Accounted	40.00	Cr
13/01/2020	Evidence Match	28/03/2019	DIVIDEND 18FIN/01225221 AMP LIMITED 0886369524	Accounted	40.00	Dr
13/01/2020	Evidence Match	30/03/2019	E-BANKING TFR 0170814432	Accounted	3,000.00	Dr
13/01/2020	Evidence Match	30/03/2019	E-BANKING TFR 0170814336	Accounted	3,000.00	Cr
3/04/2019	Automated Feed	30/03/2019	E-BANKING TFR 0170814336	Accounted	3,000.00	Dr
3/04/2019	Automated Feed	30/03/2019	E-BANKING TFR 0170814432	Accounted	3,000.00	Cr

Rick Wray Superannuation Fund
General Ledger Audit Trail
For the period from 1 July 2018 to 30 June 2019

Processed Date & User	Date	Description	State	Amount
-----------------------	------	-------------	-------	--------

Liabilities

Fund Suspense - Bendigo Bank 130890874

3/04/2019	Automated Feed	1/04/2019	DIVIDEND 001228441144 N REX ITM DIV 0886889488	Accounted	160.00	Cr
3/04/2019	Automated Feed	1/04/2019	INTEREST	Accounted	2.55	Cr
3/04/2019	Automated Feed	1/04/2019	DIRECT CREDIT AA Suite 201 Rent ARMSTRONG ADVIS	Accounted	1,450.00	Cr
3/04/2019	Automated Feed	1/04/2019	TRANSACTION FEES CHARGED	Accounted	0.40	Dr
13/01/2020	Evidence Match	1/04/2019	DIVIDEND 001228441144 N REX ITM DIV 0886889488	Accounted	160.00	Dr
3/04/2019	Evidence Match	1/04/2019	TRANSACTION FEES CHARGED	Accounted	0.40	Cr
7/02/2020	Evidence Match	1/04/2019	DIRECT CREDIT AA Suite 201 Rent ARMSTRONG ADVIS	Accounted	1,450.00	Dr
3/04/2019	Evidence Match	1/04/2019	INTEREST	Accounted	2.55	Dr
13/01/2020	Evidence Match	2/04/2019	DIVIDEND 001225443458 N SUN INTERIM DIV 08872996	Accounted	1,742.00	Dr
13/01/2020	Evidence Match	2/04/2019	DIVIDEND 001227801041 BSL ITM DIV 0887275616	Accounted	20.04	Dr
3/04/2019	Automated Feed	2/04/2019	DIVIDEND 001225443458 N SUN INTERIM DIV 08872996	Accounted	1,742.00	Cr
3/04/2019	Automated Feed	2/04/2019	DIVIDEND 001227801041 BSL ITM DIV 0887275616	Accounted	20.04	Cr
10/02/2020	Evidence Match	3/04/2019	DIVIDEND S00018961679 SERVCORP LIMITED 0887767!	Accounted	195.00	Dr
4/04/2019	Automated Feed	3/04/2019	DIVIDEND S00018961679 SERVCORP LIMITED 0887767!	Accounted	195.00	Cr
12/04/2019	Automated Feed	11/04/2019	DIRECT CREDIT ATO008000010604435 ATO 0889535874	Accounted	8,294.58	Cr
13/01/2020	Evidence Match	11/04/2019	DIRECT CREDIT ATO008000010604435 ATO 0889535874	Accounted	8,294.58	Dr
13/04/2019	Automated Feed	12/04/2019	DEPOSIT - CHEQUE(S) #Chq:1	Accounted	945.00	Cr
13/01/2020	Evidence Match	12/04/2019	DEPOSIT - CHEQUE(S) #Chq:1	Accounted	945.00	Dr
20/04/2019	Evidence Match	18/04/2019	DIVIDEND 18AFP/00834464 QBE DIVIDEND 0890887020	Accounted	392.00	Dr
20/04/2019	Automated Feed	18/04/2019	DIVIDEND 18AFP/00834464 QBE DIVIDEND 0890887020	Accounted	392.00	Cr
28/04/2019	Evidence Match	26/04/2019	DIRECT CREDIT NBC SUPER NORTHERN BEACHES 08!	Accounted	3,891.93	Dr
28/04/2019	Automated Feed	26/04/2019	DIRECT CREDIT NBC SUPER NORTHERN BEACHES 08!	Accounted	3,891.93	Cr
2/05/2019	Automated Feed	1/05/2019	BILL PAYMENT 0107808205 BPAY TO: SYDNEY WATER	Accounted	14.16	Dr
2/05/2019	Automated Feed	1/05/2019	PAY ANYONE 0154402384Strata pla BBL135389146Levy I	Accounted	1,296.75	Dr
2/05/2019	Automated Feed	1/05/2019	BILL PAYMENT 0107807799 BPAY TO: TAX OFFICE PAY	Accounted	856.00	Dr
2/05/2019	Automated Feed	1/05/2019	INTEREST	Accounted	3.33	Cr
2/05/2019	Automated Feed	1/05/2019	PAY ANYONE 0154402055Armstrong WBC453911 Rick W	Accounted	2,145.00	Dr
2/05/2019	Automated Feed	1/05/2019	PAY ANYONE 0154402488NB Propert BBL124554601Fish	Accounted	232.05	Dr
2/05/2019	Automated Feed	1/05/2019	DIRECT CREDIT AA Suite 201 Rent ARMSTRONG ADVIS	Accounted	1,450.00	Cr
2/05/2019	Automated Feed	1/05/2019	TRANSACTION FEES CHARGED	Accounted	0.70	Dr
2/05/2019	Evidence Match	1/05/2019	INTEREST	Accounted	3.33	Dr
2/05/2019	Evidence Match	1/05/2019	TRANSACTION FEES CHARGED	Accounted	0.70	Cr
13/01/2020	Evidence Match	1/05/2019	BILL PAYMENT 0107807799 BPAY TO: TAX OFFICE PAY	Accounted	856.00	Cr
13/01/2020	Evidence Match	1/05/2019	PAY ANYONE 0154402055Armstrong WBC453911 Rick W	Accounted	1,925.00	Cr
13/01/2020	Evidence Match	1/05/2019	PAY ANYONE 0154402055Armstrong WBC453911 Rick W	Accounted	220.00	Cr
7/02/2020	Evidence Match	1/05/2019	PAY ANYONE 0154402384Strata pla BBL135389146Levy I	Accounted	1,296.75	Cr
7/02/2020	Evidence Match	1/05/2019	DIRECT CREDIT AA Suite 201 Rent ARMSTRONG ADVIS	Accounted	1,450.00	Dr
7/02/2020	Evidence Match	1/05/2019	BILL PAYMENT 0107808205 BPAY TO: SYDNEY WATER	Accounted	14.16	Cr
7/02/2020	Evidence Match	1/05/2019	PAY ANYONE 0154402488NB Propert BBL124554601Fish	Accounted	232.05	Cr
13/01/2020	Evidence Match	3/05/2019	DIVIDEND 001228842518 N SUN SPECIAL DIV 08939610	Accounted	536.00	Dr
5/05/2019	Automated Feed	3/05/2019	DIVIDEND 001228842518 N SUN SPECIAL DIV 08939610	Accounted	536.00	Cr
13/01/2020	Evidence Match	13/05/2019	PAY ANYONE 0154994528Rick Wray BBL131737355To sl	Accounted	20,000.00	Cr
14/05/2019	Automated Feed	13/05/2019	PAY ANYONE 0154994528Rick Wray BBL131737355To sl	Accounted	20,000.00	Dr
18/05/2019	Automated Feed	17/05/2019	BILL PAYMENT 0108245608 BPAY TO: DEFT PAYMENTS	Accounted	3,648.62	Dr
7/02/2020	Evidence Match	17/05/2019	BILL PAYMENT 0108245608 BPAY TO: DEFT PAYMENTS	Accounted	3,648.62	Cr
31/05/2019	Evidence Match	30/05/2019	DIRECT CREDIT NBC SUPER NORTHERN BEACHES 08!	Accounted	1,216.58	Dr
31/05/2019	Automated Feed	30/05/2019	DIRECT CREDIT NBC SUPER NORTHERN BEACHES 08!	Accounted	1,216.58	Cr
2/06/2019	Evidence Match	1/06/2019	TRANSACTION FEES CHARGED	Accounted	2.80	Cr

Rick Wray Superannuation Fund
General Ledger Audit Trail
For the period from 1 July 2018 to 30 June 2019

Processed Date & User	Date	Description	State	Amount
-----------------------	------	-------------	-------	--------

Liabilities

Fund Suspense - Bendigo Bank 130890874

2/06/2019	Evidence Match	1/06/2019	INTEREST	Accounted	2.04	Dr
2/06/2019	Automated Feed	1/06/2019	TRANSACTION FEES CHARGED	Accounted	2.80	Dr
2/06/2019	Automated Feed	1/06/2019	INTEREST	Accounted	2.04	Cr
7/02/2020	Evidence Match	3/06/2019	DIRECT CREDIT AA Suite 201 Rent ARMSTRONG ADVIS	Accounted	1,450.00	Dr
4/06/2019	Automated Feed	3/06/2019	DIRECT CREDIT AA Suite 201 Rent ARMSTRONG ADVIS	Accounted	1,450.00	Cr
19/06/2019	Automated Feed	18/06/2019	E-BANKING TFR 0177341299 Pension	Accounted	20,000.00	Dr
19/06/2019	Automated Feed	18/06/2019	DIRECT CREDIT 7183595 CMC MARKETS STOC 090353	Accounted	10,000.00	Cr
19/06/2019	Automated Feed	18/06/2019	PAY ANYONE 0156784329Armstrong WBC453911 Tax 20	Accounted	2,255.00	Dr
13/01/2020	Evidence Match	18/06/2019	DIRECT CREDIT 7183595 CMC MARKETS STOC 090353	Accounted	10,000.00	Dr
13/01/2020	Evidence Match	18/06/2019	PAY ANYONE 0156784329Armstrong WBC453911 Tax 20	Accounted	1,925.00	Cr
13/01/2020	Evidence Match	18/06/2019	PAY ANYONE 0156784329Armstrong WBC453911 Tax 20	Accounted	330.00	Cr
25/02/2020	Evidence Match	18/06/2019	E-BANKING TFR 0177341299 Pension	Accounted	20,000.00	Cr
25/02/2020	Evidence Match	21/06/2019	E-BANKING TFR 0177613888 Pension 2018	Accounted	10,000.00	Cr
13/01/2020	Evidence Match	21/06/2019	DIRECT CREDIT ATO005000010518380 ATO 090448660	Accounted	6,184.92	Dr
13/01/2020	Evidence Match	21/06/2019	DIRECT CREDIT 7217920 CMC MARKETS STOC 090441	Accounted	10,000.00	Dr
22/06/2019	Automated Feed	21/06/2019	DIRECT CREDIT 7217920 CMC MARKETS STOC 090441	Accounted	10,000.00	Cr
22/06/2019	Automated Feed	21/06/2019	DIRECT CREDIT ATO005000010518380 ATO 090448660	Accounted	6,184.92	Cr
22/06/2019	Automated Feed	21/06/2019	E-BANKING TFR 0177613888 Pension 2018	Accounted	10,000.00	Dr
13/01/2020	Evidence Match	22/06/2019	E-BANKING TFR 0177696307 Pension 18-19	Accounted	10,000.00	Cr
23/06/2019	Automated Feed	22/06/2019	E-BANKING TFR 0177696307 Pension 18-19	Accounted	10,000.00	Dr
25/06/2019	Evidence Match	24/06/2019	DIVIDEND 001229578221 WBC DIVIDEND 0904674503	Accounted	1,555.70	Dr
25/06/2019	Automated Feed	24/06/2019	DIVIDEND 001229578221 WBC DIVIDEND 0904674503	Accounted	1,555.70	Cr
26/06/2019	Evidence Match	25/06/2019	DIRECT CREDIT NBC SUPER NORTHERN BEACHES 09	Accounted	547.03	Dr
26/06/2019	Automated Feed	25/06/2019	DIRECT CREDIT NBC SUPER NORTHERN BEACHES 09	Accounted	547.03	Cr

Income Tax Payable - Franking Credits - Shares in Listed Companies - AGL Energy Limited.

30/05/2019	nathan@armstrongadvisory.com.au	1/07/2018	Fund Tax Finalisation	Accounted	106.97	Cr
13/01/2020	Income Announcement	21/09/2018	AGL 50.4C FRANKED@30%;12.6C CFI;DRP NIL DISC	Accounted	64.80	Dr
13/01/2020	Income Announcement	22/03/2019	AGL 44C FRANKED@30%;11C CFI;DRP NIL DISC	Accounted	56.57	Dr

Income Tax Payable - Franking Credits - Shares in Listed Companies - AMP Limited

30/05/2019	nathan@armstrongadvisory.com.au	1/07/2018	Fund Tax Finalisation	Accounted	111.86	Cr
13/01/2020	Income Announcement	28/09/2018	AMP 5C FRANKED@30%; 5C CFI; DRP NIL DISC	Accounted	21.43	Dr
13/01/2020	Income Announcement	28/03/2019	AMP 3.6C FRANKED@30%;0.4C CFI;DRP NIL DISC	Accounted	15.43	Dr

Income Tax Payable - Franking Credits - Shares in Listed Companies - Ansell Limited

30/05/2019	nathan@armstrongadvisory.com.au	1/07/2018	Fund Tax Finalisation	Accounted	12.36	Cr
------------	---------------------------------	-----------	-----------------------	-----------	-------	----

Income Tax Payable - Franking Credits - Shares in Listed Companies - Australia And New Zealand Banking Group Limit

30/05/2019	nathan@armstrongadvisory.com.au	1/07/2018	Fund Tax Finalisation	Accounted	819.42	Cr
13/01/2020	nathan@armstrongadvisory.com.au	2/07/2018	ANZ 80C FRANKED @ 30%; DRP & BSP NIL DISC	Accounted	409.71	Dr
3/04/2019	Auto Transaction Rules	18/12/2018	DIVIDEND A066/00583572 ANZ DIVIDEND 0865803592	Accounted	409.71	Dr

Income Tax Payable - Franking Credits - Shares in Listed Companies - Bank Of Queensland Limited.

30/05/2019	nathan@armstrongadvisory.com.au	1/07/2018	Fund Tax Finalisation	Accounted	81.43	Cr
13/01/2020	Income Announcement	14/11/2018	BOQ 38C FRANKED @30%; DRP	Accounted	81.43	Dr
13/01/2020	Income Announcement	22/05/2019	BOQ 34C FRANKED @30%; DRP	Accounted	72.86	Dr

Rick Wray Superannuation Fund
General Ledger Audit Trail
For the period from 1 July 2018 to 30 June 2019

Processed Date & User	Date	Description	State	Amount
-----------------------	------	-------------	-------	--------

Liabilities

Income Tax Payable · Franking Credits · Shares in Listed Companies · Bendigo And Adelaide Bank Limited

30/05/2019	nathan@armstrongadvisory.com.au	1/07/2018	Fund Tax Finalisation	Accounted	591.43	Cr
13/01/2020	Income Announcement - Modified by nathan@armstrongadvisory.com.au	28/09/2018	BEN 35C FRANKED@30%;DRP NIL DIS;BSP NIL DIS	Accounted	375.00	Dr
13/01/2020	Income Announcement - Modified by nathan@armstrongadvisory.com.au	29/03/2019	BEN 35C FRANKED@30%;DRP NIL DIS;BSP NIL DIS	Accounted	405.00	Dr

Income Tax Payable · Franking Credits · Shares in Listed Companies · Bluescope Steel Limited

30/05/2019	nathan@armstrongadvisory.com.au	1/07/2018	Fund Tax Finalisation	Accounted	8.40	Cr
------------	---------------------------------	-----------	-----------------------	-----------	------	----

Income Tax Payable · Franking Credits · Shares in Listed Companies · Commonwealth Bank Of Australia.

13/01/2020	Income Announcement	28/03/2019	CBA 200C FRANKED@30%; DRP NIL DISCOUNT	Accounted	171.43	Dr
------------	---------------------	------------	--	-----------	--------	----

Income Tax Payable · Franking Credits · Shares in Listed Companies · Kogan.Com Ltd

13/01/2020	Income Announcement	8/05/2019	KGN 6.1C FRANKED @30%	Accounted	26.14	Dr
------------	---------------------	-----------	-----------------------	-----------	-------	----

Income Tax Payable · Franking Credits · Shares in Listed Companies · National Australia Bank Limited

30/05/2019	nathan@armstrongadvisory.com.au	1/07/2018	Fund Tax Finalisation	Accounted	1,697.14	Cr
2/05/2019	Income Announcement	5/07/2018	NAB 99C FR@ 30%; DRP; BSP NIL DISCOUNT	Accounted	848.57	Dr
13/01/2020	Income Announcement	14/12/2018	NAB 99C FR@ 30%; DRP; BSP NIL DISCOUNT	Accounted	848.57	Dr

Income Tax Payable · Franking Credits · Shares in Listed Companies · Oz Minerals Limited

30/05/2019	nathan@armstrongadvisory.com.au	1/07/2018	Fund Tax Finalisation	Accounted	17.14	Cr
13/01/2020	Income Announcement	17/09/2018	OZL 8C FRANKED @30%	Accounted	6.86	Dr
13/01/2020	Income Announcement	26/03/2019	OZL 15C FRANKED @ 30%	Accounted	12.86	Dr

Income Tax Payable · Franking Credits · Shares in Listed Companies · QBE Insurance Group Limited

30/05/2019	nathan@armstrongadvisory.com.au	1/07/2018	Fund Tax Finalisation	Accounted	46.80	Cr
3/04/2019	Auto Transaction Rules	5/10/2018	DIVIDEND 18FPA/00837474 QBE DIVIDEND 0850562281	Accounted	132.00	Dr
20/04/2019	Auto Transaction Rules	18/04/2019	DIVIDEND 18AFP/00834464 QBE DIVIDEND 0890887020	Accounted	168.00	Dr

Income Tax Payable · Franking Credits · Shares in Listed Companies · Regional Express Holdings Limited

30/05/2019	nathan@armstrongadvisory.com.au	1/07/2018	Fund Tax Finalisation	Accounted	240.00	Cr
13/01/2020	Income Announcement	15/11/2018	REX 8C FRANKED @ 30%	Accounted	137.14	Dr
13/01/2020	Income Announcement	1/04/2019	REX 4C FRANKED @ 30%	Accounted	68.57	Dr

Income Tax Payable · Franking Credits · Shares in Listed Companies · Servcorp Limited

10/02/2020	nathan@armstrongadvisory.com.au	4/10/2018	SRV 3.25C FRANKED @ 30%; NIL CFI	Accounted	13.93	Dr
10/02/2020	nathan@armstrongadvisory.com.au	3/04/2019	SRV 5.2C FRANKED @ 30%; NIL CFI	Accounted	22.29	Dr

Income Tax Payable · Franking Credits · Shares in Listed Companies · Suncorp Group Limited

30/05/2019	nathan@armstrongadvisory.com.au	1/07/2018	Fund Tax Finalisation	Accounted	2,096.14	Cr
13/01/2020	Income Announcement	19/09/2018	SUN 48C FRANKED@30%; 8C SPECIAL; DRP NIL DIS	Accounted	1,378.29	Dr
13/01/2020	Income Announcement	2/04/2019	SUN 26C FRANKED@30%; DRP NIL DISC	Accounted	746.57	Dr
13/01/2020	Income Announcement	3/05/2019	SUN 8C FRANKED@30%; SPECIAL; DRP NIL DISC	Accounted	229.71	Dr

Income Tax Payable · Franking Credits · Shares in Listed Companies · Westpac Banking Corporation

Rick Wray Superannuation Fund
General Ledger Audit Trail
For the period from 1 July 2018 to 30 June 2019

Processed Date & User	Date	Description	State	Amount
-----------------------	------	-------------	-------	--------

Liabilities

Income Tax Payable · Franking Credits · Shares in Listed Companies · Westpac Banking Corporation

30/05/2019	nathan@armstrongadvisory.com.au	1/07/2018	Fund Tax Finalisation	Accounted	1,333.46	Cr
13/01/2020	nathan@armstrongadvisory.com.au	4/07/2018	WBC 94C FRANKED@30%; DRP NIL DISCOUNT	Accounted	666.73	Dr
3/04/2019	Auto Transaction Rules	20/12/2018	DIVIDEND 001223418688 WBC DIVIDEND 0866646440	Accounted	666.73	Dr
25/06/2019	Auto Transaction Rules	24/06/2019	DIVIDEND 001229578221 WBC DIVIDEND 0904674503	Accounted	666.73	Dr

Income Tax Payable · Franking Credits · Stapled Securities · Scentre Group - Fully Paid Ordinary · Units Stapled Securit

21/02/2020	nathan@armstrongadvisory.com.au	30/06/2019	Distribution - Tax Statement	Accounted	26.44	Dr
21/02/2020	nathan@armstrongadvisory.com.au	30/06/2019	Distribution - Tax Statement	Accounted	0.04	Dr

Income Tax Payable · Income Tax Instalments Paid

30/05/2019	nathan@armstrongadvisory.com.au	1/07/2018	Fund Tax Finalisation	Accounted	3,360.00	Cr
13/01/2020	nathan@armstrongadvisory.com.au	30/09/2018	Fund Activity Statement	Accounted	856.00	Dr
13/01/2020	nathan@armstrongadvisory.com.au	31/12/2018	Fund Activity Statement	Accounted	856.00	Dr
13/01/2020	nathan@armstrongadvisory.com.au	31/03/2019	Fund Activity Statement	Accounted	856.00	Dr

Income Tax Payable · Income Tax Payable

30/05/2019	nathan@armstrongadvisory.com.au	1/07/2018	Fund Tax Finalisation	Accounted	6,374.40	Dr
13/01/2020	nathan@armstrongadvisory.com.au	9/04/2019	Fund Income Tax Payment	Accounted	8,425.05	Cr
13/01/2020	nathan@armstrongadvisory.com.au	21/06/2019	DIRECT CREDIT ATO005000010518380 ATO 090448660€	Accounted	6,374.40	Cr

Income Tax Payable · Provision for Income Tax

30/05/2019	nathan@armstrongadvisory.com.au	1/07/2018	Fund Tax Finalisation	Accounted	4,215.15	Dr
20/03/2020	nathan@armstrongadvisory.com.au	30/06/2019	Tax Effect Of Income	Accounted	11,701.05	Cr

Income Tax Payable · Withholding Credits · Shares in Listed Companies · Ansell Limited

30/05/2019	nathan@armstrongadvisory.com.au	1/07/2018	Fund Tax Finalisation	Accounted	10.00	Cr
------------	---------------------------------	-----------	-----------------------	-----------	-------	----

Income Tax Payable · Withholding Credits · Shares in Listed Companies · Servcorp Limited

10/02/2020	nathan@armstrongadvisory.com.au	4/10/2018	SRV 3.25C FRANKED @ 30%; NIL CFI	Accounted	45.00	Dr
------------	---------------------------------	-----------	----------------------------------	-----------	-------	----

Income Tax Payable · Withholding Credits · Stapled Securities · Aventus Group - Fully Paid Ordinary · Units Stapled Sec

10/02/2020	nathan@armstrongadvisory.com.au	1/07/2018	Investment Income	Accounted	57.00	Dr
30/05/2019	nathan@armstrongadvisory.com.au	1/07/2018	Fund Tax Finalisation	Accounted	57.00	Cr

Income Tax Suspense

13/01/2020	nathan@armstrongadvisory.com.au	9/04/2019	Fund Income Tax Payment	Accounted	8,294.58	Dr
13/01/2020	Evidence Match	11/04/2019	Fund Income Tax Payment	Accounted	8,294.58	Cr
13/01/2020	nathan@armstrongadvisory.com.au	21/06/2019	DIRECT CREDIT ATO005000010518380 ATO 090448660€	Accounted	6,184.92	Dr
13/01/2020	Evidence Match	21/06/2019	DIRECT CREDIT ATO005000010518380 ATO 090448660€	Accounted	6,184.92	Cr

Member Payments · Pensions Paid · Mr Richard Wray · New Pension Account

Rick Wray Superannuation Fund
General Ledger Audit Trail
For the period from 1 July 2018 to 30 June 2019

Processed Date & User	Date	Description	State	Amount
-----------------------	------	-------------	-------	--------

Liabilities

Member Payments · Pensions Paid · Mr Richard Wray · New Pension Account

25/02/2020	Evidence Match	18/06/2019	Pension Drawdown - Paid	Accounted	20,000.00	Dr
13/01/2020	nathan@armstrongadvisory.com.au	18/06/2019	Pension Drawdown - Net	Accounted	20,000.00	Cr
25/02/2020	Evidence Match	21/06/2019	Pension Drawdown - Paid	Accounted	60.00	Dr
13/01/2020	nathan@armstrongadvisory.com.au	21/06/2019	Pension Drawdown - Net	Accounted	60.00	Cr
7/02/2020	Evidence Match	30/06/2019	Pension Drawdown - Paid	Accounted	24,720.55	Dr
7/02/2020	nathan@armstrongadvisory.com.au	30/06/2019	Pension Drawdown - Net	Accounted	24,720.55	Cr

Member Payments · Pensions Paid · Mr Richard Wray · Pension 2019

25/02/2020	Evidence Match	21/06/2019	Pension Drawdown - Paid	Accounted	9,940.00	Dr
13/01/2020	nathan@armstrongadvisory.com.au	21/06/2019	Pension Drawdown - Net	Accounted	9,940.00	Cr
13/01/2020	Evidence Match	22/06/2019	Pension Drawdown - Paid	Accounted	10,000.00	Dr
13/01/2020	Transaction Rules	22/06/2019	Pension Drawdown - Net	Accounted	10,000.00	Cr

Other Creditors and Accruals · Accountancy Fee

13/01/2020	Evidence Match	1/05/2019	PAY ANYONE 0154402055Armstrong WBC453911 Rick W	Accounted	1,925.00	Dr
13/01/2020	nathan@armstrongadvisory.com.au	1/05/2019	PAY ANYONE 0154402055Armstrong WBC453911 Rick W	Accounted	1,925.00	Cr
13/01/2020	Evidence Match	18/06/2019	PAY ANYONE 0156784329Armstrong WBC453911 Tax 20	Accounted	1,925.00	Dr
13/01/2020	nathan@armstrongadvisory.com.au	18/06/2019	PAY ANYONE 0156784329Armstrong WBC453911 Tax 20	Accounted	1,925.00	Cr

Other Creditors and Accruals · Auditor Fee

13/01/2020	Evidence Match	1/05/2019	PAY ANYONE 0154402055Armstrong WBC453911 Rick W	Accounted	220.00	Dr
13/01/2020	nathan@armstrongadvisory.com.au	1/05/2019	PAY ANYONE 0154402055Armstrong WBC453911 Rick W	Accounted	220.00	Cr
13/01/2020	Evidence Match	18/06/2019	PAY ANYONE 0156784329Armstrong WBC453911 Tax 20	Accounted	330.00	Dr
13/01/2020	nathan@armstrongadvisory.com.au	18/06/2019	PAY ANYONE 0156784329Armstrong WBC453911 Tax 20	Accounted	330.00	Cr

Other Creditors and Accruals · Bank Fees · Cash At Bank · Bendigo Bank 130890874

13/01/2020	Evidence Match	1/07/2018	TRANS FEE	Accounted	1.60	Dr
13/01/2020	Transaction Rules	1/07/2018	TRANS FEE	Accounted	1.60	Cr
13/01/2020	Evidence Match	1/08/2018	TRANS FEE	Accounted	1.60	Dr
13/01/2020	Transaction Rules	1/08/2018	TRANS FEE	Accounted	1.60	Cr
13/01/2020	Evidence Match	1/09/2018	TRANS FEE	Accounted	0.80	Dr
13/01/2020	Transaction Rules	1/09/2018	TRANS FEE	Accounted	0.80	Cr
13/01/2020	Evidence Match	1/10/2018	TRANS FEES	Accounted	1.20	Dr
13/01/2020	Transaction Rules	1/10/2018	TRANS FEES	Accounted	1.20	Cr
3/04/2019	Evidence Match	1/11/2018	TRANSACTION FEES CHARGED	Accounted	1.10	Dr
3/04/2019	Auto Transaction Rules	1/11/2018	TRANSACTION FEES CHARGED	Accounted	1.10	Cr
3/04/2019	Auto Transaction Rules	1/01/2019	TRANSACTION FEES CHARGED	Accounted	0.80	Cr
3/04/2019	Evidence Match	1/01/2019	TRANSACTION FEES CHARGED	Accounted	0.80	Dr
3/04/2019	Evidence Match	1/02/2019	TRANSACTION FEES CHARGED	Accounted	1.60	Dr
3/04/2019	Auto Transaction Rules	1/02/2019	TRANSACTION FEES CHARGED	Accounted	1.60	Cr
3/04/2019	Evidence Match	1/03/2019	TRANSACTION FEES CHARGED	Accounted	0.80	Dr
3/04/2019	Auto Transaction Rules	1/03/2019	TRANSACTION FEES CHARGED	Accounted	0.80	Cr
3/04/2019	Evidence Match	1/04/2019	TRANSACTION FEES CHARGED	Accounted	0.40	Dr
3/04/2019	Auto Transaction Rules	1/04/2019	TRANSACTION FEES CHARGED	Accounted	0.40	Cr
2/05/2019	Evidence Match	1/05/2019	TRANSACTION FEES CHARGED	Accounted	0.70	Dr
2/05/2019	Auto Transaction Rules	1/05/2019	TRANSACTION FEES CHARGED	Accounted	0.70	Cr

Rick Wray Superannuation Fund
General Ledger Audit Trail
For the period from 1 July 2018 to 30 June 2019

Processed Date & User	Date	Description	State	Amount
-----------------------	------	-------------	-------	--------

Liabilities

Other Creditors and Accruals · Bank Fees · Cash At Bank · Bendigo Bank 130890874

2/06/2019	Evidence Match	1/06/2019	TRANSACTION FEES CHARGED	Accounted	2.80	Dr
2/06/2019	Auto Transaction Rules	1/06/2019	TRANSACTION FEES CHARGED	Accounted	2.80	Cr

Other Taxes Payable · Activity Statement Payable · Refundable

13/01/2020	Evidence Match	9/07/2018	Fund Activity Statement	Accounted	840.00	Dr
13/01/2020	Evidence Match	26/09/2018	Fund Activity Statement	Accounted	856.00	Dr
13/01/2020	nathan@armstrongadvisory.com.au	30/09/2018	Fund Activity Statement	Accounted	856.00	Cr
13/01/2020	nathan@armstrongadvisory.com.au	31/12/2018	Fund Activity Statement	Accounted	856.00	Cr
13/01/2020	Evidence Match	11/01/2019	Fund Activity Statement	Accounted	856.00	Dr
13/01/2020	nathan@armstrongadvisory.com.au	31/03/2019	Fund Activity Statement	Accounted	856.00	Cr
13/01/2020	Evidence Match	1/05/2019	Fund Activity Statement	Accounted	856.00	Dr

Member Entitlements

Member Entitlement Accounts · Mr Richard Wray · Accumulation

13/06/2019	nathan@armstrongadvisory.com.au	1/07/2018	Pension Establishment Post 07	Accounted	402,670.86	Dr
13/01/2020	Transaction Rules	24/07/2018	NBC SUPER	Accounted	1,903.68	Cr
13/01/2020	Transaction Rules	23/08/2018	NBC SUPER	Accounted	2,788.76	Cr
10/02/2020	nathan@armstrongadvisory.com.au	31/08/2018	AVN Div RW	Accounted	203.50	Cr
28/02/2020	nathan@armstrongadvisory.com.au	26/09/2018	Contribution Allocation	Accounted	5,750.00	Cr
13/01/2020	Transaction Rules	27/09/2018	NBC SUPER	Accounted	2,788.77	Cr
10/02/2020	nathan@armstrongadvisory.com.au	4/10/2018	Ser Div RW	Accounted	195.00	Cr
3/04/2019	Auto Transaction Rules	25/10/2018	DIRECT CREDIT NBC SUPER NORTHERN BEACHES 08	Accounted	2,645.84	Cr
3/04/2019	Auto Transaction Rules	29/11/2018	DIRECT CREDIT NBC SUPER NORTHERN BEACHES 08	Accounted	3,052.42	Cr
3/04/2019	Auto Transaction Rules	18/12/2018	DIRECT CREDIT NBC SUPER NORTHERN BEACHES 08	Accounted	2,912.47	Cr
3/04/2019	Auto Transaction Rules	24/01/2019	DIRECT CREDIT NBC SUPER NORTHERN BEACHES 08	Accounted	2,308.00	Cr
3/04/2019	Auto Transaction Rules	26/02/2019	DIRECT CREDIT NBC SUPER NORTHERN BEACHES 08	Accounted	2,294.33	Cr
10/02/2020	nathan@armstrongadvisory.com.au	3/04/2019	Ser Div RW	Accounted	195.00	Cr
28/04/2019	Auto Transaction Rules	26/04/2019	DIRECT CREDIT NBC SUPER NORTHERN BEACHES 08	Accounted	3,891.93	Cr
31/05/2019	Auto Transaction Rules	30/05/2019	DIRECT CREDIT NBC SUPER NORTHERN BEACHES 08	Accounted	1,216.58	Cr
26/06/2019	Auto Transaction Rules	25/06/2019	DIRECT CREDIT NBC SUPER NORTHERN BEACHES 09	Accounted	547.03	Cr
20/03/2020	nathan@armstrongadvisory.com.au	30/06/2019	Income Taxes Allocated	Accounted	94.50	Dr
20/03/2020	nathan@armstrongadvisory.com.au	30/06/2019	Investment Profit or Loss	Accounted	603.22	Cr
20/03/2020	nathan@armstrongadvisory.com.au	30/06/2019	Contribution Tax	Accounted	3,952.47	Dr

Member Entitlement Accounts · Mr Richard Wray · New Pension Account

13/01/2020	nathan@armstrongadvisory.com.au	18/06/2019	Pension Drawdown - Gross	Accounted	20,000.00	Dr
13/01/2020	nathan@armstrongadvisory.com.au	21/06/2019	Pension Drawdown - Gross	Accounted	60.00	Dr
20/03/2020	nathan@armstrongadvisory.com.au	30/06/2019	Income Taxes Allocated	Accounted	5,630.35	Dr
20/03/2020	nathan@armstrongadvisory.com.au	30/06/2019	Investment Profit or Loss	Accounted	35,938.08	Cr

Rick Wray Superannuation Fund
General Ledger Audit Trail
For the period from 1 July 2018 to 30 June 2019

Processed Date & User	Date	Description	State	Amount
-----------------------	------	-------------	-------	--------

Member Entitlements

Member Entitlement Accounts · Mr Richard Wray · New Pension Account

7/02/2020	nathan@armstrongadvisory.com.au	30/06/2019	Pension Drawdown - Gross	Accounted	24,720.55	Dr
-----------	---------------------------------	------------	--------------------------	-----------	-----------	----

Member Entitlement Accounts · Mr Richard Wray · Pension 2019

13/06/2019	nathan@armstrongadvisory.com.au	1/07/2018	Pension Establishment Post 07	Accounted	402,670.86	Cr
13/01/2020	nathan@armstrongadvisory.com.au	21/06/2019	Pension Drawdown - Gross	Accounted	9,940.00	Dr
13/01/2020	Transaction Rules	22/06/2019	Pension Drawdown - Gross	Accounted	10,000.00	Dr
20/03/2020	nathan@armstrongadvisory.com.au	30/06/2019	Income Taxes Allocated	Accounted	2,023.73	Dr
20/03/2020	nathan@armstrongadvisory.com.au	30/06/2019	Investment Profit or Loss	Accounted	12,917.49	Cr

Rick Wray Superannuation Fund
Bank Account Movements
For the period 1 July 2018 to 30 June 2019

Date	Description	Withdrawals	Deposits	Balance
Account: <u>Bendigo Bank 130890874 (633-000 130890874)</u>				
1/07/2018	Opening Balance			18,563.67
01/07/2018	INTEREST		0.76	18,564.43
01/07/2018	TRANS FEE	1.60		18,562.83
02/07/2018	ANZ DIV		956.00	19,518.83
02/07/2018	ARMSTRONG ADVISORY RENT		1,450.00	20,968.83
04/07/2018	WBC DIV		1,555.70	22,524.53
05/07/2018	NAB DIV		1,980.00	24,504.53
09/07/2018	ATO	840.00		23,664.53
09/07/2018	DEFT PAYMENTS	1,627.48		22,037.05
16/07/2018	SYDNEY WATER	14.16		22,022.89
16/07/2018	SYDNEY WATER	178.16		21,844.73
24/07/2018	NBC SUPER		1,903.68	23,748.41
01/08/2018	INTEREST		0.96	23,749.37
01/08/2018	ARMSTRONG ADVISORY RENT		1,450.00	25,199.37
01/08/2018	TRANS FEE	1.60		25,197.77
02/08/2018	NB COUNCIL RATES	1,246.56		23,951.21
02/08/2018	NB COUNCIL RATES	2,038.36		21,912.85
23/08/2018	NBC SUPER		2,788.76	24,701.61
31/08/2018	STOCKLAND LTD		135.00	24,836.61
31/08/2018	AVN DIS - RICK WRAY		203.50	25,040.11
01/09/2018	INTEREST		1.03	25,041.14
01/09/2018	TRANS FEE	0.80		25,040.34
03/09/2018	ARMSTRONG ADVISORY RENT		1,450.00	26,490.34
17/09/2018	OZL DIV		16.00	26,506.34
19/09/2018	SUN FNL&SPC DIV		3,216.00	29,722.34
21/09/2018	AGL DIV		189.00	29,911.34
26/09/2018	ATO	856.00		29,055.34
27/09/2018	NBC SUPER		2,788.77	31,844.11
28/09/2018	AMP DIV		100.00	31,944.11
29/09/2018	NB PROP CLEANING	232.05		31,712.06
29/09/2018	SEPT STRATA	1,296.75		30,415.31
01/10/2018	INTEREST		2.30	30,417.61
01/10/2018	ARMSTRONG ADVISORY RENT		1,450.00	31,867.61
01/10/2018	TRANS FEES	1.20		31,866.41
04/10/2018	DIVIDEND S00018961679 SERVCORP LIMITED 0850275573		195.00	32,061.41
05/10/2018	DIVIDEND 18FPA/00837474 QBE DIVIDEND 0850562281		308.00	32,369.41
11/10/2018	DEPOSIT - CHEQUE(S) BENDIGO #Chq:1		875.00	33,244.41
16/10/2018	DIVIDEND 001221860887 BSL FNL DIV 0852575529		26.72	33,271.13
25/10/2018	DIRECT CREDIT NBC SUPER NORTHERN BEACHES 0854757C		2,645.84	35,916.97
30/10/2018	BILL PAYMENT 0103197381 BPAY TO: SYDNEY WATER	14.16		35,902.81
01/11/2018	INTEREST		2.85	35,905.66
01/11/2018	DIRECT CREDIT AA Suite 201 Rent ARMSTRONG ADVISO 0856		1,450.00	37,355.66
01/11/2018	TRANSACTION FEES CHARGED	1.10		37,354.56
15/11/2018	DIVIDEND 001222760886 N REX FNL DIV 0858949785		320.00	37,674.56
29/11/2018	DIRECT CREDIT NBC SUPER NORTHERN BEACHES 08620662		3,052.42	40,726.98
01/12/2018	INTEREST		3.10	40,730.08
03/12/2018	DIRECT CREDIT AA Suite 201 Rent ARMSTRONG ADVISO 0862		1,450.00	42,180.08
06/12/2018	PAY ANYONE 0147389800Rick Wray BBL131737355to share trac	20,000.00		22,180.08
14/12/2018	DIVIDEND DV192/00518491 NAB FINAL DIV 0865185453		1,980.00	24,160.08
17/12/2018	PAY ANYONE 0147973399Strata pla BBL135389146July invoice	1,235.00		22,925.08
18/12/2018	DIVIDEND A066/00583572 ANZ DIVIDEND 0865803592		956.00	23,881.08
18/12/2018	DIRECT CREDIT NBC SUPER NORTHERN BEACHES 08659403		2,912.47	26,793.55
20/12/2018	DIVIDEND 001223418688 WBC DIVIDEND 0866646440		1,555.70	28,349.25
01/01/2019	INTEREST		2.02	28,351.27
01/01/2019	TRANSACTION FEES CHARGED	0.80		28,350.47
02/01/2019	DIRECT CREDIT AA Suite 201 Rent ARMSTRONG ADVISO 0868		1,450.00	29,800.47
05/01/2019	PAY ANYONE 0148761742NB Propert BBL124554601Cleaning 2l	232.05		29,568.42
05/01/2019	PAY ANYONE 0148761716Strata pla BBL135389146Strata Jan 19	1,296.75		28,271.67
07/01/2019	PAY ANYONE 0148802197Rick Wray BBL131737355to share trac	5,000.00		23,271.67

Rick Wray Superannuation Fund
Bank Account Movements
For the period 1 July 2018 to 30 June 2019

Date	Description	Withdrawals	Deposits	Balance
Account: <u>Bendigo Bank 130890874 (633-000 130890874)</u>				
11/01/2019	BILL PAYMENT 0104996157 BPAY TO: TAX OFFICE PAYMENT	856.00		22,415.67
24/01/2019	DIRECT CREDIT NBC SUPER NORTHERN BEACHES 08732043		2,308.00	24,723.67
01/02/2019	INTEREST		1.28	24,724.95
01/02/2019	DIRECT CREDIT AA Suite 201 Rent ARMSTRONG ADVISO 0874		1,450.00	26,174.95
01/02/2019	TRANSACTION FEES CHARGED	1.60		26,173.35
10/02/2019	BILL PAYMENT 0105711508 BPAY TO: SYDNEY WATER	14.16		26,159.19
10/02/2019	BILL PAYMENT 0105711467 BPAY TO: SYDNEY WATER	178.11		25,981.08
15/02/2019	DIVIDEND AU002/00896671 CYBG DIVIDEND 0877563744		27.83	26,008.91
26/02/2019	DIRECT CREDIT NBC SUPER NORTHERN BEACHES 08797219		2,294.33	28,303.24
28/02/2019	DEBENTURE FEB19/00828545 STOCKLAND LTD 0880406655		135.00	28,438.24
01/03/2019	INTEREST		2.01	28,440.25
01/03/2019	DIRECT CREDIT AA Suite 201 Rent ARMSTRONG ADVISO 0880		1,450.00	29,890.25
01/03/2019	TRANSACTION FEES CHARGED	0.80		29,889.45
22/03/2019	DIVIDEND 001227107921 AGL ITM DIV 0885189555		165.00	30,054.45
26/03/2019	DIVIDEND 001228257293 OZL DIV 0885676465		30.00	30,084.45
28/03/2019	DIVIDEND 18FIN/01225221 AMP LIMITED 0886369524		40.00	30,124.45
30/03/2019	E-BANKING TFR 0170814432		3,000.00	33,124.45
30/03/2019	E-BANKING TFR 0170814336	3,000.00		30,124.45
01/04/2019	INTEREST		2.55	30,127.00
01/04/2019	DIVIDEND 001228441144 N REX ITM DIV 0886889488		160.00	30,287.00
01/04/2019	DIRECT CREDIT AA Suite 201 Rent ARMSTRONG ADVISO 0887		1,450.00	31,737.00
01/04/2019	TRANSACTION FEES CHARGED	0.40		31,736.60
02/04/2019	DIVIDEND 001227801041 BSL ITM DIV 0887275616		20.04	31,756.64
02/04/2019	DIVIDEND 001225443458 N SUN INTERIM DIV 0887299645		1,742.00	33,498.64
03/04/2019	DIVIDEND S00018961679 SERVCORP LIMITED 0887767564		195.00	33,693.64
11/04/2019	DIRECT CREDIT ATO008000010604435 ATO 0889535874		8,294.58	41,988.22
12/04/2019	DEPOSIT - CHEQUE(S) #Chq:1		945.00	42,933.22
18/04/2019	DIVIDEND 18AFP/00834464 QBE DIVIDEND 0890887020		392.00	43,325.22
26/04/2019	DIRECT CREDIT NBC SUPER NORTHERN BEACHES 08924546		3,891.93	47,217.15
01/05/2019	INTEREST		3.33	47,220.48
01/05/2019	DIRECT CREDIT AA Suite 201 Rent ARMSTRONG ADVISO 0893		1,450.00	48,670.48
01/05/2019	TRANSACTION FEES CHARGED	0.70		48,669.78
01/05/2019	BILL PAYMENT 0107808205 BPAY TO: SYDNEY WATER	14.16		48,655.62
01/05/2019	PAY ANYONE 0154402488NB Propert BBL124554601Fisher clea	232.05		48,423.57
01/05/2019	BILL PAYMENT 0107807799 BPAY TO: TAX OFFICE PAYMENT	856.00		47,567.57
01/05/2019	PAY ANYONE 0154402384Strata pla BBL135389146Levy Fisher /	1,296.75		46,270.82
01/05/2019	PAY ANYONE 0154402055Armstrong WBC453911 Rick Wray Pty	2,145.00		44,125.82
03/05/2019	DIVIDEND 001228842518 N SUN SPECIAL DIV 0893961090		536.00	44,661.82
13/05/2019	PAY ANYONE 0154994528Rick Wray BBL131737355To share tra	20,000.00		24,661.82
17/05/2019	BILL PAYMENT 0108245608 BPAY TO: DEFT PAYMENTS	3,648.62		21,013.20
30/05/2019	DIRECT CREDIT NBC SUPER NORTHERN BEACHES 08994955		1,216.58	22,229.78
01/06/2019	INTEREST		2.04	22,231.82
01/06/2019	TRANSACTION FEES CHARGED	2.80		22,229.02
03/06/2019	DIRECT CREDIT AA Suite 201 Rent ARMSTRONG ADVISO 0900		1,450.00	23,679.02
18/06/2019	DIRECT CREDIT 7183595 CMC MARKETS STOC 0903539227		10,000.00	33,679.02
18/06/2019	PAY ANYONE 0156784329Armstrong WBC453911 Tax 2017-8	2,255.00		31,424.02
18/06/2019	E-BANKING TFR 0177341299 Pension	20,000.00		11,424.02
21/06/2019	DIRECT CREDIT ATO005000010518380 ATO 0904486609		6,184.92	17,608.94
21/06/2019	DIRECT CREDIT 7217920 CMC MARKETS STOC 0904414552		10,000.00	27,608.94
21/06/2019	E-BANKING TFR 0177613888 Pension 2018	10,000.00		17,608.94
22/06/2019	E-BANKING TFR 0177696307 Pension 18-19	10,000.00		7,608.94
24/06/2019	DIVIDEND 001229578221 WBC DIVIDEND 0904674503		1,555.70	9,164.64
25/06/2019	DIRECT CREDIT NBC SUPER NORTHERN BEACHES 09050166		547.03	9,711.67
30/06/2019	Closing Balance			
		110,616.73	101,764.73	9,711.67

Transactions : 111

Account: Bendigo Bank #2 1131737355 (633-000 131737355)

1/07/2018	Opening Balance			859.21
31/08/2018	AVN DIST		65.10	924.31

Rick Wray Superannuation Fund
Bank Account Movements
For the period 1 July 2018 to 30 June 2019

Date	Description	Withdrawals	Deposits	Balance
Account: <u>Bendigo Bank #2 1131737355 (633-000 131737355)</u>				
31/08/2018	SCG DISTRIBUTION		221.60	1,145.91
13/09/2018	ANN DIVIDEND		68.28	1,214.19
04/10/2018	SERVCORP LTD		85.00	1,299.19
14/11/2018	BOQ FNL DIV		190.00	1,489.19
23/11/2018	AVN DST		122.70	1,611.89
06/12/2018	BENDIGO 130890874		20,000.00	21,611.89
17/12/2018	CMC MARKETS STOC	20,996.77		615.12
01/01/2019	INTEREST		0.33	615.45
07/01/2019	BENDIGO 130890874		5,000.00	5,615.45
15/01/2019	CMC MARKETS STOC	3,219.95		2,395.50
27/02/2019	AVN DIST		124.20	2,519.70
28/02/2019	SCG DIST		221.60	2,741.30
14/03/2019	ANN DIVIDEND		58.10	2,799.40
28/03/2019	CBA ITM DIV		400.00	3,199.40
03/04/2019	SERVCORP LTD		130.00	3,329.40
08/04/2019	KOGAN.COM.LTD		61.00	3,390.40
13/05/2019	BENDIGO 130890874		20,000.00	23,390.40
22/05/2019	AVN DIST		124.80	23,515.20
22/05/2019	BOQ ITM DIV		170.00	23,685.20
27/05/2019	CMC MARKETS STOC		2,960.24	26,645.44
01/06/2019	INTEREST		0.63	26,646.07
18/06/2019	CMC MARKETS STOC	10,000.00		16,646.07
20/06/2019	CMC MARKETS STOC	4,579.95		12,066.12
21/06/2019	CMC MARKETS STOC	10,000.00		2,066.12
30/06/2019	Closing Balance	<u>48,796.67</u>	<u>50,003.58</u>	<u>2,066.12</u>

Transactions : 25

Rick Wray Superannuation Fund
Investment Summary as at 30 June 2019

Investment	Units	Average Cost Price	Market Price	Accounting Cost	Market Value	Unrealised Accounting Gain/(Loss)	Accounting Gain/(Loss) (%)	Portfolio Weight (%)
<u>Bank</u>								
Bendigo Bank #2 1131737355				2,066.12	2,066.12			0.14%
Bendigo Bank 130890874				9,711.67	9,711.67			0.64%
				11,777.79	11,777.79			0.77%
<u>Listed Securities Market</u>								
AGL Energy Limited. (ASX:AGL)	300.00000	16.2765	20.0100	4,882.95	6,003.00	1,120.05	22.94%	0.39%
AMP Limited (ASX:AMP)	1,000.00000	6.8529	2.1200	6,852.95	2,120.00	(4,732.95)	(69.06)%	0.14%
Ansell Limited (ASX:ANN)	200.00000	24.3097	26.8500	4,861.95	5,370.00	508.05	10.45%	0.35%
Australia And New Zealand Banking Group Limited (ASX:ANZ)	1,195.00000	8.6610	28.2100	10,349.95	33,710.95	23,361.00	225.71%	2.21%
Aventus Group - Fully Paid Ordinary/Units Stapled Securities (ASX:AVN)	3,000.00000	2.1451	2.2900	6,435.26	6,870.00	434.74	6.76%	0.45%
Bendigo And Adelaide Bank Limited (ASX:BEN)	2,700.00000	10.1714	11.5800	27,462.75	31,266.00	3,803.25	13.85%	2.05%
Bank Of Queensland Limited. (ASX:BOQ)	500.00000	11.0164	9.5300	5,508.19	4,765.00	(743.19)	(13.49)%	0.31%
Bluescope Steel Limited (ASX:BSL)	334.00000	0.0000	12.0500	0.00	4,024.70	4,024.70	0.00%	0.26%
Commonwealth Bank Of Australia. (ASX:CBA)	200.00000	70.3594	82.7800	14,071.87	16,556.00	2,484.13	17.65%	1.08%
Cash Converters International (ASX:CCV)	15,000.00000	0.4357	0.1620	6,535.80	2,430.00	(4,105.80)	(62.82)%	0.16%
Cybg PLC - Cdi 1:1 Foreign Exempt Lse (ASX:CYB)	500.00000	4.0100	3.4200	2,005.00	1,710.00	(295.00)	(14.71)%	0.11%
Cyprium Metals Limited (ASX:CYM)	8.00000	304.1188	0.1800	2,432.95	1.44	(2,431.51)	(99.94)%	- %
Hills Limited (ASX:HIL)	5,000.00000	1.7216	0.1750	8,607.95	875.00	(7,732.95)	(89.83)%	0.06%
Kogan.Com Ltd (ASX:KGN)	500.00000	3.2199	4.7500	1,609.97	2,375.00	765.03	47.52%	0.16%
Mma Offshore Limited (ASX:MRM)	5,000.00000	0.8290	0.1750	4,144.95	875.00	(3,269.95)	(78.89)%	0.06%
National Australia Bank Limited (ASX:NAB)	2,200.00000	24.2249	26.7200	53,294.75	58,784.00	5,489.25	10.30%	3.85%
Oz Minerals Limited (ASX:OZL)	200.00000	36.5295	10.0300	7,305.90	2,006.00	(5,299.90)	(72.54)%	0.13%
Pact Group Holdings Ltd (ASX:PGH)	2,000.00000	2.2900	2.7900	4,579.95	5,580.00	1,000.05	21.84%	0.37%
Pilbara Minerals Limited (ASX:PLS)	15,000.00000	0.3667	0.5450	5,499.95	8,175.00	2,675.05	48.64%	0.53%
QBE Insurance Group Limited (ASX:QBE)	1,400.00000	19.7214	11.8300	27,609.90	16,562.00	(11,047.90)	(40.01)%	1.08%
Regional Express Holdings Limited (ASX:REX)	4,000.00000	1.4965	1.4150	5,985.90	5,660.00	(325.90)	(5.44)%	0.37%
Renu Energy Limited (ASX:RNE)	2,200.00000	1.4422	0.0570	3,172.90	125.40	(3,047.50)	(96.05)%	0.01%

Rick Wray Superannuation Fund
Investment Summary as at 30 June 2019

Investment	Units	Average Cost Price	Market Price	Accounting Cost	Market Value	Unrealised Accounting Gain/(Loss)	Accounting Gain/(Loss) (%)	Portfolio Weight (%)
<u>Listed Securities Market</u>								
Scentre Group - Fully Paid Ordinary/Units Stapled Securities (ASX:SCG)	2,000.00000	3.8750	3.8400	7,749.95	7,680.00	(69.95)	(0.90)%	0.50%
Stockland - Units/Ordinary Fully Paid Stapled Securities (ASX:SGP)	1,000.00000	4.0830	4.1700	4,082.95	4,170.00	87.05	2.13%	0.27%
Servcorp Limited (ASX:SRV)	1,000.00000	4.8593	3.5100	4,859.26	3,510.00	(1,349.26)	(27.77)%	0.23%
Suncorp Group Limited (ASX:SUN)	6,700.00000	10.5484	13.4700	70,674.60	90,249.00	19,574.40	27.70%	5.90%
Virgin Australia Holdings Limited (ASX:VAH)	6,000.00000	1.2455	0.1700	7,472.95	1,020.00	(6,452.95)	(86.35)%	0.07%
Westpac Banking Corporation (ASX:WBC)	1,655.00000	14.9685	28.3600	24,772.90	46,935.80	22,162.90	89.46%	3.07%
				332,824.35	369,409.29	36,584.94	10.99%	24.17%
<u>Property Direct Market</u>								
2/31 Belgrave Street, Manly 2095	1.00000	255,918.4200	900,000.0000	255,918.42	900,000.00	644,081.58	251.67%	58.88%
201/30 Fisher Road, Dee Why 2099	1.00000	130,640.1700	247,253.0000	130,640.17	247,253.00	116,612.83	89.26%	16.18%
				386,558.59	1,147,253.00	760,694.41	196.79%	75.06%
<u>Unlisted Market</u>								
Everest Alternative Investment Trust	1,500.00000	1.5900	0.0405	2,384.95	60.75	(2,324.20)	(97.45)%	- %
				2,384.95	60.75	(2,324.20)	(97.45)%	- %
				733,545.68	1,528,500.83	794,955.15	108.37%	100.00%

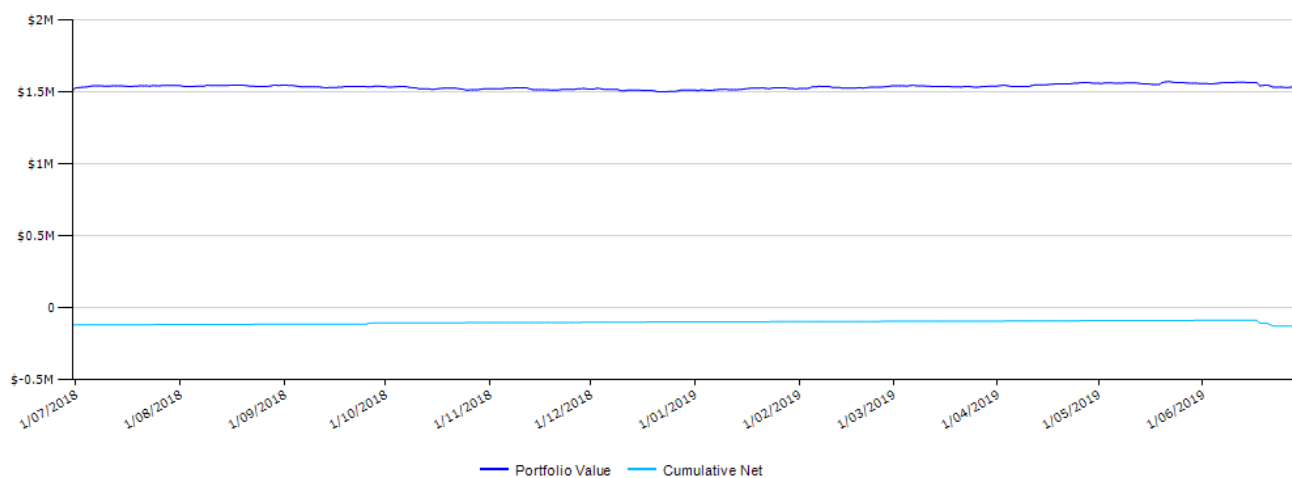
The accounting cost is the original cost base adjusted by any subsequent capital call/improvement or capital return transactions. In many cases, it is not the same as the adjusted or reduced cost base, or the reset cost base resulting from the CGT relief. To view the tax cost base and unrealised gain/(loss) for tax purposes refer to the Unrealised Capital Gains Report or change the report parameter to tax cost base.

Rick Wray Superannuation Fund
Investment Movement and Returns Report
For the period from 01 July 2018 to 30 June 2019

Movement in Value

Starting Market Value	1,508,535.37
Net Withdrawal	(32,027.24)
Realised and Unrealised Gains/Losses	(3,975.88)
Investment Income (excluding credits)	61,782.76
Portfolio Income	198.05
Portfolio Expenses	(18,683.35)
Other*	12,671.12
Ending Market Value	1,528,500.83
Movement in Value	19,965.46

Portfolio Value versus Cumulative Net Investment



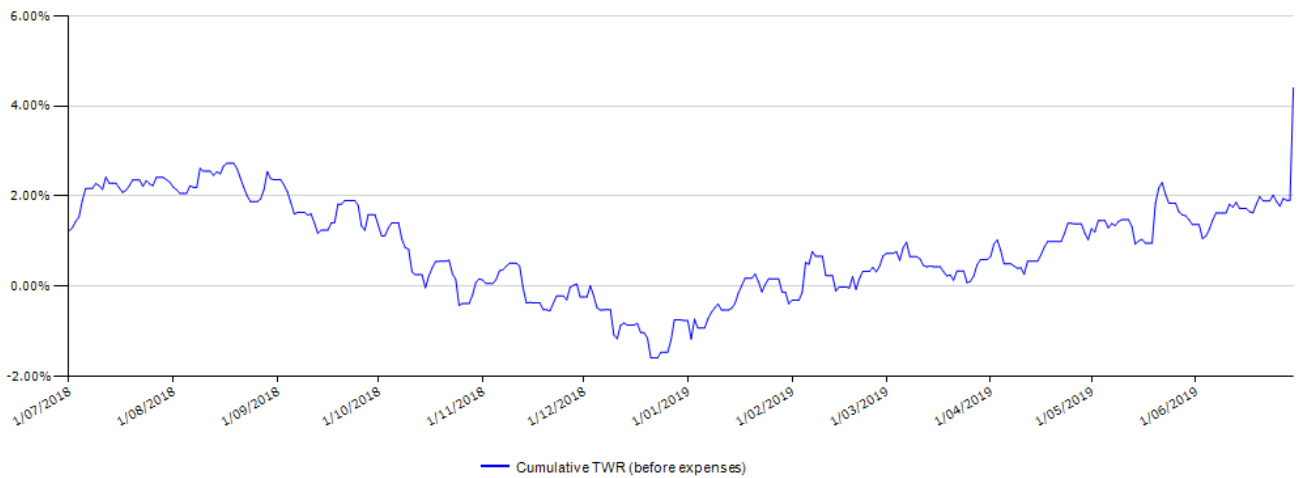
Rick Wray Superannuation Fund
Investment Movement and Returns Report
For the period from 01 July 2018 to 30 June 2019

Portfolio Return

Realised and Unrealised Gains/Losses	(3,975.88)
Investment Income (excluding credits)	61,782.76
Credits	8,851.54
Total dollar return before expenses	66,658.42
Investment Expenses	(12,479.68)
Total dollar return after expenses	54,178.74

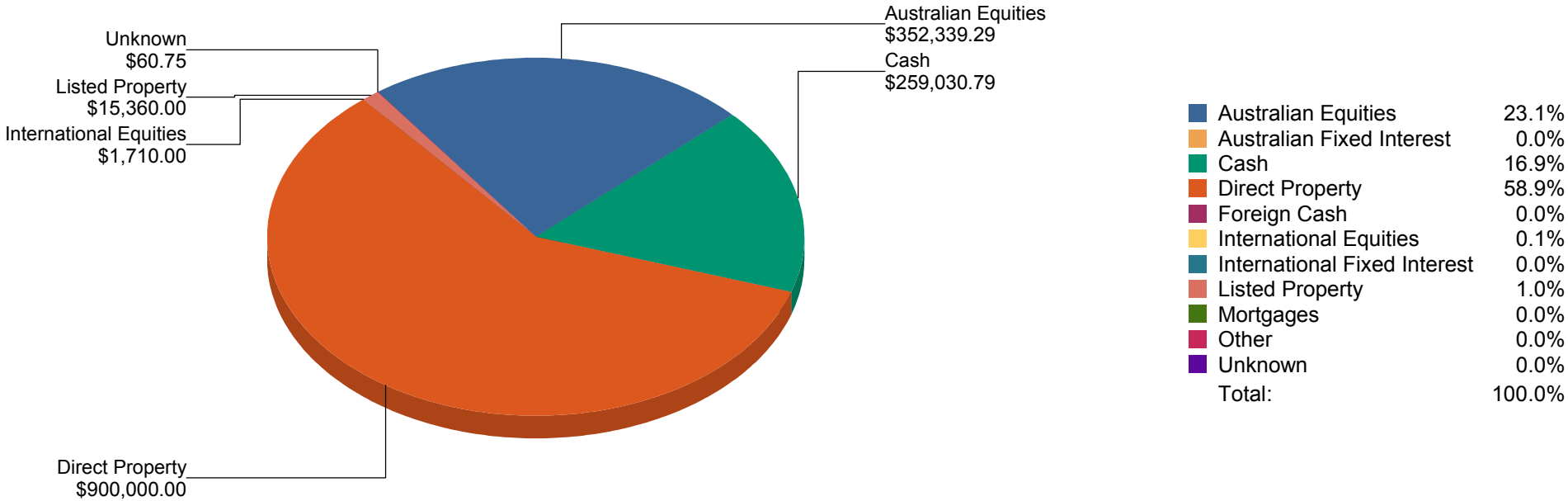
	1 year	3 years	Since 01/07/2016	Since 01/07/2018
Investment return before expenses (TWR)	4.40 %	20.80 %	20.80 %	4.40 %

Return Over Time



Rick Wray Superannuation Fund
Investment Allocation as at 30 June 2019

Current Asset Allocation



Rick Wray Superannuation Fund
Investment Allocation as at 30 June 2019

	Australian Equities	Cash	Direct Property	International Equities	Listed Property	Unknown	Total (\$)
2/31 Belgrave Street, Manly 2095	0.00 0.00%	0.00 0.00%	900,000.00 100.00%	0.00 0.00%	0.00 0.00%	0.00 0.00%	900,000.00 100.00%
201/30 Fisher Road, Dee Why 2099	0.00 0.00%	247,253.00 100.00%	0.00 0.00%	0.00 0.00%	0.00 0.00%	0.00 0.00%	247,253.00 100.00%
AGL Energy Limited. (ASX:AGL)	6,003.00 100.00%	0.00 0.00%	0.00 0.00%	0.00 0.00%	0.00 0.00%	0.00 0.00%	6,003.00 100.00%
AMP Limited (ASX:AMP)	2,120.00 100.00%	0.00 0.00%	0.00 0.00%	0.00 0.00%	0.00 0.00%	0.00 0.00%	2,120.00 100.00%
Ansell Limited (ASX:ANN)	5,370.00 100.00%	0.00 0.00%	0.00 0.00%	0.00 0.00%	0.00 0.00%	0.00 0.00%	5,370.00 100.00%
Australia And New Zealand Banking Group Limited (ASX:ANZ)	33,710.95 100.00%	0.00 0.00%	0.00 0.00%	0.00 0.00%	0.00 0.00%	0.00 0.00%	33,710.95 100.00%
Aventus Group - Fully Paid Ordinary/Units Stapled Securities (ASX:AVN)	6,870.00 100.00%	0.00 0.00%	0.00 0.00%	0.00 0.00%	0.00 0.00%	0.00 0.00%	6,870.00 100.00%
Bank Of Queensland Limited. (ASX:BOQ)	4,765.00 100.00%	0.00 0.00%	0.00 0.00%	0.00 0.00%	0.00 0.00%	0.00 0.00%	4,765.00 100.00%
Bendigo And Adelaide Bank Limited (ASX:BEN)	31,266.00 100.00%	0.00 0.00%	0.00 0.00%	0.00 0.00%	0.00 0.00%	0.00 0.00%	31,266.00 100.00%
Bendigo Bank #2 1131737355	0.00 0.00%	2,066.12 100.00%	0.00 0.00%	0.00 0.00%	0.00 0.00%	0.00 0.00%	2,066.12 100.00%
Bendigo Bank 130890874	0.00 0.00%	9,711.67 100.00%	0.00 0.00%	0.00 0.00%	0.00 0.00%	0.00 0.00%	9,711.67 100.00%
Bluescope Steel Limited (ASX:BSL)	4,024.70 100.00%	0.00 0.00%	0.00 0.00%	0.00 0.00%	0.00 0.00%	0.00 0.00%	4,024.70 100.00%
Cash Converters International (ASX:CCV)	2,430.00 100.00%	0.00 0.00%	0.00 0.00%	0.00 0.00%	0.00 0.00%	0.00 0.00%	2,430.00 100.00%

	Australian Equities	Cash	Direct Property	International Equities	Listed Property	Unknown	Total (\$)
Commonwealth Bank Of Australia. (ASX:CBA)	16,556.00 100.00%	0.00 0.00%	0.00 0.00%	0.00 0.00%	0.00 0.00%	0.00 0.00%	16,556.00 100.00%
Cybg PLC - Cdi 1:1 Foreign Exempt Lse (ASX:CYB)	0.00 0.00%	0.00 0.00%	0.00 0.00%	1,710.00 100.00%	0.00 0.00%	0.00 0.00%	1,710.00 100.00%
Cyprium Metals Limited (ASX:CYM)	1.44 100.00%	0.00 0.00%	0.00 0.00%	0.00 0.00%	0.00 0.00%	0.00 0.00%	1.44 100.00%
Everest Alternative Investment Trust	0.00 0.00%	0.00 0.00%	0.00 0.00%	0.00 0.00%	0.00 0.00%	60.75 100.00%	60.75 100.00%
Hills Limited (ASX:HIL)	875.00 100.00%	0.00 0.00%	0.00 0.00%	0.00 0.00%	0.00 0.00%	0.00 0.00%	875.00 100.00%
Kogan.Com Ltd (ASX:KGN)	2,375.00 100.00%	0.00 0.00%	0.00 0.00%	0.00 0.00%	0.00 0.00%	0.00 0.00%	2,375.00 100.00%
Mma Offshore Limited (ASX:MRM)	875.00 100.00%	0.00 0.00%	0.00 0.00%	0.00 0.00%	0.00 0.00%	0.00 0.00%	875.00 100.00%
National Australia Bank Limited (ASX:NAB)	58,784.00 100.00%	0.00 0.00%	0.00 0.00%	0.00 0.00%	0.00 0.00%	0.00 0.00%	58,784.00 100.00%
Oz Minerals Limited (ASX:OZL)	2,006.00 100.00%	0.00 0.00%	0.00 0.00%	0.00 0.00%	0.00 0.00%	0.00 0.00%	2,006.00 100.00%
Pact Group Holdings Ltd (ASX:PGH)	5,580.00 100.00%	0.00 0.00%	0.00 0.00%	0.00 0.00%	0.00 0.00%	0.00 0.00%	5,580.00 100.00%
Pilbara Minerals Limited (ASX:PLS)	8,175.00 100.00%	0.00 0.00%	0.00 0.00%	0.00 0.00%	0.00 0.00%	0.00 0.00%	8,175.00 100.00%
QBE Insurance Group Limited (ASX:QBE)	16,562.00 100.00%	0.00 0.00%	0.00 0.00%	0.00 0.00%	0.00 0.00%	0.00 0.00%	16,562.00 100.00%
Regional Express Holdings Limited (ASX:REX)	5,660.00 100.00%	0.00 0.00%	0.00 0.00%	0.00 0.00%	0.00 0.00%	0.00 0.00%	5,660.00 100.00%
Renu Energy Limited (ASX:RNE)	125.40 100.00%	0.00 0.00%	0.00 0.00%	0.00 0.00%	0.00 0.00%	0.00 0.00%	125.40 100.00%

	Australian Equities	Cash	Direct Property	International Equities	Listed Property	Unknown	Total (\$)
Scentre Group - Fully Paid Ordinary/Units Stapled Securities (ASX:SCG)	0.00 0.00%	0.00 0.00%	0.00 0.00%	0.00 0.00%	7,680.00 100.00%	0.00 0.00%	7,680.00 100.00%
Servcorp Limited (ASX:SRV)	0.00 0.00%	0.00 0.00%	0.00 0.00%	0.00 0.00%	3,510.00 100.00%	0.00 0.00%	3,510.00 100.00%
Stockland - Units/Ordinary Fully Paid Stapled Securities (ASX:SGP)	0.00 0.00%	0.00 0.00%	0.00 0.00%	0.00 0.00%	4,170.00 100.00%	0.00 0.00%	4,170.00 100.00%
Suncorp Group Limited (ASX:SUN)	90,249.00 100.00%	0.00 0.00%	0.00 0.00%	0.00 0.00%	0.00 0.00%	0.00 0.00%	90,249.00 100.00%
Virgin Australia Holdings Limited (ASX:VAH)	1,020.00 100.00%	0.00 0.00%	0.00 0.00%	0.00 0.00%	0.00 0.00%	0.00 0.00%	1,020.00 100.00%
Westpac Banking Corporation (ASX:WBC)	46,935.80 100.00%	0.00 0.00%	0.00 0.00%	0.00 0.00%	0.00 0.00%	0.00 0.00%	46,935.80 100.00%
Total	352,339.29 23.05%	259,030.79 16.95%	900,000.00 58.88%	1,710.00 0.11%	15,360.00 1.00%	60.75 0.00%	1,528,500.83 100.00%

NOTE: Investment Totals include Unsettled Amounts.

Rick Wray Superannuation Fund
Foreign Cash Reconciliation Statement
For the period 1 July 2018 to 30 June 2019

Date	Description	Bank Statement Line Items					Matched Transaction(s)		
		Foreign Withdrawals	Foreign Deposits	Balance	AUD Withdrawals	AUD Deposits	Amount	Matched As	Account Name

Currency:

Bank Account:

Opening Balance

Closing Balance

Rick Wray Superannuation Fund
Statement of Taxable Income
For the Period from 1 July 2018 to 30 June 2019

Description	Investment Reference	Date	Tax Return Ref.	Amount
			Section B	
Income				
Net Capital Gain				
Gross Capital Gain - Shares & Units - Listed Shares	As Per Investment Disposals CGT Report	30 Jun 2019	A	1,350.00
Gross Capital Gain - Distributed Capital Gains from Trusts	As Per Investment Disposals CGT Report	30 Jun 2019	A	37.00
Deferred Capital Gain Realised		30 Jun 2019	A	0.00
Less Capital Losses Applied		30 Jun 2019	A	(1,387.00)
Less Discount		30 Jun 2019	A	0.00
Total Net Capital Gain			A	0.00
Gross Rent and Other Leasing & Hiring Income				
Rental Income/Disbursements Received	BELGRAVE: 2/31 Belgrave Street, Manly 2095	30 Jun 2019	B	22,391.50
Rental Income/Disbursements Received	FISHER: 201/30 Fisher Road, Dee Why 2099	30 Jun 2019	B	17,400.00
<i>Less Rounding</i>			B	(0.50)
Total Gross Rent and Other Leasing & Hiring Income			B	39,791.00
Gross Interest				
Fund Income Tax Payment		09 Apr 2019	C	128.53
DIRECT CREDIT ATO005000010518380 ATO 0904486609		21 Jun 2019	C	69.52
INTEREST	CASH1: Bendigo Bank 130890874	01 Jul 2018	C	0.76
INTEREST	CASH1: Bendigo Bank 130890874	01 Aug 2018	C	0.96
INTEREST	CASH1: Bendigo Bank 130890874	01 Sep 2018	C	1.03
INTEREST	CASH1: Bendigo Bank 130890874	01 Oct 2018	C	2.30
INTEREST	CASH1: Bendigo Bank 130890874	01 Nov 2018	C	2.85
INTEREST	CASH1: Bendigo Bank 130890874	01 Dec 2018	C	3.10
INTEREST	CASH1: Bendigo Bank 130890874	01 Jan 2019	C	2.02
INTEREST	CASH1: Bendigo Bank 130890874	01 Feb 2019	C	1.28
INTEREST	CASH1: Bendigo Bank 130890874	01 Mar 2019	C	2.01
INTEREST	CASH1: Bendigo Bank 130890874	01 Apr 2019	C	2.55
INTEREST	CASH1: Bendigo Bank 130890874	01 May 2019	C	3.33
INTEREST	CASH1: Bendigo Bank 130890874	01 Jun 2019	C	2.04
INTEREST	CASH2: Bendigo Bank #2 1131737355	01 Jan 2019	C	0.33
INTEREST	CASH2: Bendigo Bank #2 1131737355	01 Jun 2019	C	0.63
<i>Less Rounding</i>			C	(0.24)
Total Gross Interest			C	223.00
Total Forestry Managed Investment Scheme Income			X	0.00
Net Foreign Income				
CYB 3.1 PENCE; UNFRANKED; NIL CFI	CYB: Cybg PLC - Cdi 1:1 Foreign Exempt Lse	15 Feb 2019	D	27.83
Distribution - Tax Statement	SCG: Scentre Group - Fully Paid Ordinary/Units Stapled Securities	30 Jun 2019	D	5.04
Distribution - Tax Statement	SCG: Scentre Group - Fully Paid Ordinary/Units Stapled Securities	30 Jun 2019	D	3.94
<i>Less Rounding</i>			D	(0.81)
Total Net Foreign Income			D	36.00
Total Australian Franking Credits from a New Zealand Company			E	0.00
Total Transfers from Foreign Funds			F	0.00
Total Gross Payments where ABN not quoted			H	0.00

Rick Wray Superannuation Fund
Statement of Taxable Income
For the Period from 1 July 2018 to 30 June 2019

Description	Investment Reference	Date	Tax Return Ref.	Amount
Total Gross Distribution from Partnerships			I	0.00
Unfranked Dividend Amount				
AGL 50.4C FRANKED@30%;12.6C CFI;DRP NIL DISC	AGL: AGL Energy Limited.	21 Sep 2018	J	37.80
AGL 44C FRANKED@30%;11C CFI;DRP NIL DISC	AGL: AGL Energy Limited.	22 Mar 2019	J	33.00
AMP 5C FRANKED@30%; 5C CFI; DRP NIL DISC	AMP: AMP Limited	28 Sep 2018	J	50.00
AMP 3.6C FRANKED@30%;0.4C CFI;DRP NIL DISC	AMP: AMP Limited	28 Mar 2019	J	4.00
ANN US25C; UNFRANKED; 100% CFI; DRP	ANN: Ansell Limited	13 Sep 2018	J	68.28
ANN US20.75C; UNFRANKED; 100% CFI; DRP	ANN: Ansell Limited	14 Mar 2019	J	58.10
BSL UNFRANKED; 100% CFI; DRP SUSPENDED	BSL: Bluescope Steel Limited	16 Oct 2018	J	26.72
BSL UNFRANKED; 100% CFI; DRP SUSPENDED	BSL: Bluescope Steel Limited	02 Apr 2019	J	20.04
SRV 3.25C FRANKED @ 30%; NIL CFI	SRV: Servcorp Limited	04 Oct 2018	J	97.50
SRV 5.2C FRANKED @ 30%; NIL CFI	SRV: Servcorp Limited	03 Apr 2019	J	78.00
<i>Less Rounding</i>			J	(0.44)
Total Unfranked Dividend Amount			J	473.00
Franked Dividend Amount				
AGL 50.4C FRANKED@30%;12.6C CFI;DRP NIL DISC	AGL: AGL Energy Limited.	21 Sep 2018	K	151.20
AGL 44C FRANKED@30%;11C CFI;DRP NIL DISC	AGL: AGL Energy Limited.	22 Mar 2019	K	132.00
AMP 5C FRANKED@30%; 5C CFI; DRP NIL DISC	AMP: AMP Limited	28 Sep 2018	K	50.00
AMP 3.6C FRANKED@30%;0.4C CFI;DRP NIL DISC	AMP: AMP Limited	28 Mar 2019	K	36.00
ANZ 80C FRANKED @ 30%; DRP & BSP NIL DISC	ANZ: Australia And New Zealand Banking Group Limited	02 Jul 2018	K	956.00
DIVIDEND A066/00583572 ANZ DIVIDEND 0865803592	ANZ: Australia And New Zealand Banking Group Limited	18 Dec 2018	K	956.00
BEN 35C FRANKED@30%;DRP NIL DIS;BSP NIL DIS	BEN: Bendigo And Adelaide Bank Limited	28 Sep 2018	K	875.00
BEN 35C FRANKED@30%;DRP NIL DIS;BSP NIL DIS	BEN: Bendigo And Adelaide Bank Limited	29 Mar 2019	K	945.00
BOQ 38C FRANKED @30%; DRP	BOQ: Bank Of Queensland Limited.	14 Nov 2018	K	190.00
BOQ 34C FRANKED @30%; DRP	BOQ: Bank Of Queensland Limited.	22 May 2019	K	170.00
CBA 200C FRANKED@30%; DRP NIL DISCOUNT	CBA: Commonwealth Bank Of Australia.	28 Mar 2019	K	400.00
KGN 6.1C FRANKED @30%	KGN: Kogan.Com Ltd	08 May 2019	K	61.00
NAB 99C FR@ 30%; DRP; BSP NIL DISCOUNT	NAB: National Australia Bank Limited	05 Jul 2018	K	1,980.00
NAB 99C FR@ 30%; DRP; BSP NIL DISCOUNT	NAB: National Australia Bank Limited	14 Dec 2018	K	1,980.00
OZL 8C FRANKED @30%	OZL: Oz Minerals Limited	17 Sep 2018	K	16.00
OZL 15C FRANKED @ 30%	OZL: Oz Minerals Limited	26 Mar 2019	K	30.00
DIVIDEND 18FPA/00837474 QBE DIVIDEND 0850562281	QBE: QBE Insurance Group Limited	05 Oct 2018	K	308.00
DIVIDEND 18AFP/00834464 QBE DIVIDEND 0890887020	QBE: QBE Insurance Group Limited	18 Apr 2019	K	392.00
REX 8C FRANKED @ 30%	REX: Regional Express Holdings Limited	15 Nov 2018	K	320.00
REX 4C FRANKED @ 30%	REX: Regional Express Holdings Limited	01 Apr 2019	K	160.00
SRV 3.25C FRANKED @ 30%; NIL CFI	SRV: Servcorp Limited	04 Oct 2018	K	32.50
SRV 5.2C FRANKED @ 30%; NIL CFI	SRV: Servcorp Limited	03 Apr 2019	K	52.00
SUN 48C FRANKED@30%; 8C SPECIAL; DRP NIL DIS	SUN: Suncorp Group Limited	19 Sep 2018	K	3,216.00
SUN 26C FRANKED@30%; DRP NIL DISC	SUN: Suncorp Group Limited	02 Apr 2019	K	1,742.00
SUN 8C FRANKED@30%; SPECIAL; DRP NIL DISC	SUN: Suncorp Group Limited	03 May 2019	K	536.00
WBC 94C FRANKED@30%; DRP NIL DISCOUNT	WBC: Westpac Banking Corporation	04 Jul 2018	K	1,555.70
DIVIDEND 001223418688 WBC DIVIDEND 0866646440	WBC: Westpac Banking Corporation	20 Dec 2018	K	1,555.70

Rick Wray Superannuation Fund
Statement of Taxable Income
For the Period from 1 July 2018 to 30 June 2019

Description	Investment Reference	Date	Tax Return Ref.	Amount
DIVIDEND 001229578221 WBC DIVIDEND 0904674503	WBC: Westpac Banking Corporation	24 Jun 2019	K	1,555.70
<i>Less Rounding</i>			K	(0.80)
Total Franked Dividend Amount			K	20,353.00
Dividend Franking Credit				
AGL 50.4C FRANKED@30%;12.6C CFI;DRP NIL DISC	AGL: AGL Energy Limited.	21 Sep 2018	L	64.80
AGL 44C FRANKED@30%;11C CFI;DRP NIL DISC	AGL: AGL Energy Limited.	22 Mar 2019	L	56.57
AMP 5C FRANKED@30%; 5C CFI; DRP NIL DISC	AMP: AMP Limited	28 Sep 2018	L	21.43
AMP 3.6C FRANKED@30%;0.4C CFI;DRP NIL DISC	AMP: AMP Limited	28 Mar 2019	L	15.43
ANZ 80C FRANKED @ 30%; DRP & BSP NIL DISC	ANZ: Australia And New Zealand Banking Group Limited	02 Jul 2018	L	409.71
DIVIDEND A066/00583572 ANZ DIVIDEND 0865803592	ANZ: Australia And New Zealand Banking Group Limited	18 Dec 2018	L	409.71
BEN 35C FRANKED@30%;DRP NIL DIS;BSP NIL DIS	BEN: Bendigo And Adelaide Bank Limited	28 Sep 2018	L	375.00
BEN 35C FRANKED@30%;DRP NIL DIS;BSP NIL DIS	BEN: Bendigo And Adelaide Bank Limited	29 Mar 2019	L	405.00
BOQ 38C FRANKED @30%; DRP	BOQ: Bank Of Queensland Limited.	14 Nov 2018	L	81.43
BOQ 34C FRANKED @30%; DRP	BOQ: Bank Of Queensland Limited.	22 May 2019	L	72.86
CBA 200C FRANKED@30%; DRP NIL DISCOUNT	CBA: Commonwealth Bank Of Australia.	28 Mar 2019	L	171.43
KGN 6.1C FRANKED @30%	KGN: Kogan.Com Ltd	08 May 2019	L	26.14
NAB 99C FR@ 30%; DRP; BSP NIL DISCOUNT	NAB: National Australia Bank Limited	05 Jul 2018	L	848.57
NAB 99C FR@ 30%; DRP; BSP NIL DISCOUNT	NAB: National Australia Bank Limited	14 Dec 2018	L	848.57
OZL 8C FRANKED @30%	OZL: Oz Minerals Limited	17 Sep 2018	L	6.86
OZL 15C FRANKED @ 30%	OZL: Oz Minerals Limited	26 Mar 2019	L	12.86
DIVIDEND 18FPA/00837474 QBE DIVIDEND 0850562281	QBE: QBE Insurance Group Limited	05 Oct 2018	L	132.00
DIVIDEND 18AFP/00834464 QBE DIVIDEND 0890887020	QBE: QBE Insurance Group Limited	18 Apr 2019	L	168.00
REX 8C FRANKED @ 30%	REX: Regional Express Holdings Limited	15 Nov 2018	L	137.14
REX 4C FRANKED @ 30%	REX: Regional Express Holdings Limited	01 Apr 2019	L	68.57
SRV 3.25C FRANKED @ 30%; NIL CFI	SRV: Servcorp Limited	04 Oct 2018	L	13.93
SRV 5.2C FRANKED @ 30%; NIL CFI	SRV: Servcorp Limited	03 Apr 2019	L	22.29
SUN 48C FRANKED@30%; 8C SPECIAL; DRP NIL DIS	SUN: Suncorp Group Limited	19 Sep 2018	L	1,378.29
SUN 26C FRANKED@30%; DRP NIL DISC	SUN: Suncorp Group Limited	02 Apr 2019	L	746.57
SUN 8C FRANKED@30%; SPECIAL; DRP NIL DISC	SUN: Suncorp Group Limited	03 May 2019	L	229.71
WBC 94C FRANKED@30%; DRP NIL DISCOUNT	WBC: Westpac Banking Corporation	04 Jul 2018	L	666.73
DIVIDEND 001223418688 WBC DIVIDEND 0866646440	WBC: Westpac Banking Corporation	20 Dec 2018	L	666.73
DIVIDEND 001229578221 WBC DIVIDEND 0904674503	WBC: Westpac Banking Corporation	24 Jun 2019	L	666.73
<i>Less Rounding</i>			L	(0.06)
Total Dividend Franking Credit			L	8,723.00
Gross Trust Distributions				
Investment Income	AVN: Aventus Group - Fully Paid Ordinary/Units Stapled Securities	01 Jul 2018	M	122.10
Investment Income	AVN: Aventus Group - Fully Paid Ordinary/Units Stapled Securities	28 Sep 2018	M	122.70
Investment Income	AVN: Aventus Group - Fully Paid Ordinary/Units Stapled Securities	31 Dec 2018	M	124.20
Investment Income	AVN: Aventus Group - Fully Paid Ordinary/Units Stapled Securities	29 Mar 2019	M	124.80
Distribution - Tax Statement	AVN: Aventus Group - Fully Paid Ordinary/Units Stapled Securities	30 Jun 2019	M	(54.23)

Rick Wray Superannuation Fund
Statement of Taxable Income
For the Period from 1 July 2018 to 30 June 2019

Description	Investment Reference	Date	Tax Return Ref.	Amount
Distribution - Tax Statement	AVN: Aventus Group - Fully Paid Ordinary/Units Stapled Securities	30 Jun 2019	M	(55.43)
Distribution - Tax Statement	AVN: Aventus Group - Fully Paid Ordinary/Units Stapled Securities	30 Jun 2019	M	(55.16)
Distribution - Tax Statement	AVN: Aventus Group - Fully Paid Ordinary/Units Stapled Securities	30 Jun 2019	M	(54.50)
SCG Distribution - Cash	SCG: Scentre Group - Fully Paid Ordinary/Units Stapled Securities	14 Aug 2018	M	221.60
SCG 3.08C FRANKED@30%	SCG: Scentre Group - Fully Paid Ordinary/Units Stapled Securities	13 Feb 2019	M	221.60
Distribution - Tax Statement	SCG: Scentre Group - Fully Paid Ordinary/Units Stapled Securities	30 Jun 2019	M	(86.42)
Distribution - Tax Statement	SCG: Scentre Group - Fully Paid Ordinary/Units Stapled Securities	30 Jun 2019	M	(37.20)
SGP DRP SUSPENDED	SGP: Stockland - Units/Ordinary Fully Paid Stapled Securities	28 Dec 2018	M	135.00
SGP DRP SUSPENDED	SGP: Stockland - Units/Ordinary Fully Paid Stapled Securities	27 Jun 2019	M	141.00
Distribution - Tax Statement	SGP: Stockland - Units/Ordinary Fully Paid Stapled Securities	30 Jun 2019	M	(51.09)
Distribution - Tax Statement	SGP: Stockland - Units/Ordinary Fully Paid Stapled Securities	30 Jun 2019	M	(45.48)
<i>Less Rounding</i>			M	(0.49)
Total Gross Trust Distributions			M	773.00
Assessable Employer Contributions				
NBC SUPER	1: Richard Wray	24 Jul 2018	R1	1,903.68
NBC SUPER	1: Richard Wray	23 Aug 2018	R1	2,788.76
NBC SUPER	1: Richard Wray	27 Sep 2018	R1	2,788.77
DIRECT CREDIT NBC SUPER NORTHERN BEACHES 0854757089	1: Richard Wray	25 Oct 2018	R1	2,645.84
DIRECT CREDIT NBC SUPER NORTHERN BEACHES 0862066211	1: Richard Wray	29 Nov 2018	R1	3,052.42
DIRECT CREDIT NBC SUPER NORTHERN BEACHES 0865940328	1: Richard Wray	18 Dec 2018	R1	2,912.47
DIRECT CREDIT NBC SUPER NORTHERN BEACHES 0873204317	1: Richard Wray	24 Jan 2019	R1	2,308.00
DIRECT CREDIT NBC SUPER NORTHERN BEACHES 0879721969	1: Richard Wray	26 Feb 2019	R1	2,294.33
DIRECT CREDIT NBC SUPER NORTHERN BEACHES 0892454655	1: Richard Wray	26 Apr 2019	R1	3,891.93
DIRECT CREDIT NBC SUPER NORTHERN BEACHES 0899495579	1: Richard Wray	30 May 2019	R1	1,216.58
DIRECT CREDIT NBC SUPER NORTHERN BEACHES 0905016671	1: Richard Wray	25 Jun 2019	R1	547.03
<i>Less Rounding</i>			R1	(0.81)
Total Assessable Employer Contributions			R1	26,349.00
Total Assessable Personal Contributions			R2	0.00
Total No-TFN quoted contributions			R3	0.00
Total Transfer of Liability to life insurance company or PST			R6	0.00
Total Assessable Contributions			R	26,349.00
Total Other Income			S	0.00
Total Assessable Income Due to Changed Tax Status of Fund			T	0.00
Total Net Non-arm's Length Income			U	0.00
Total Exempt Current Pension Income			Y	0.00
Total Assessable Income				96,721.00

Rick Wray Superannuation Fund
Statement of Taxable Income
For the Period from 1 July 2018 to 30 June 2019

Description	Investment Reference	Date	Tax Return Ref.	Amount
			Section C	
Deductions				
Total Interest Expenses within Australia			A	0.00
Total Interest Expenses Overseas			B	0.00
Capital Works Deductions				
Capital Works Deduction 2/31 Belgrave Street, Manly 2095	BELGRAVE: 2/31 Belgrave Street, Manly 2095	30 Jun 2019	D	32.22
<i>Less Rounding</i>			D	(0.22)
Total Capital Works Deductions			D	32.00
Deduction for Decline in Value of Depreciating Assets				
Depreciation 2/31 Belgrave Street, Manly 2095	BELGRAVE: 2/31 Belgrave Street, Manly 2095	30 Jun 2019	E	655.37
Depreciation 201/30 Fisher Road, Dee Why 2099	FISHER: 201/30 Fisher Road, Dee Why 2099	30 Jun 2019	E	630.30
<i>Less Rounding</i>			E	(0.67)
Total Deduction for Decline in Value of Depreciating Assets			E	1,285.00
Total Death or Disability Premiums			F	0.00
Total Death Benefit Increase			G	0.00
Approved Auditor Fee				
PAY ANYONE 0154402055Armstrong WBC453911 Rick Wray Pty Ltd		01 May 2019	H	220.00
PAY ANYONE 0156784329Armstrong WBC453911 Tax 2017-8		18 Jun 2019	H	330.00
Total Approved Auditor Fee			H	550.00
Investment Expenses				
Council Rates	BELGRAVE: 2/31 Belgrave Street, Manly 2095	30 Jun 2019	I	774.57
Repairs Maintenance	BELGRAVE: 2/31 Belgrave Street, Manly 2095	30 Jun 2019	I	266.02
Strata Levy Fee	BELGRAVE: 2/31 Belgrave Street, Manly 2095	30 Jun 2019	I	4,030.35
Water Rates	BELGRAVE: 2/31 Belgrave Street, Manly 2095	30 Jun 2019	I	270.74
TRANS FEE	CASH1: Bendigo Bank 130890874	01 Jul 2018	I	1.60
TRANS FEE	CASH1: Bendigo Bank 130890874	01 Aug 2018	I	1.60
TRANS FEE	CASH1: Bendigo Bank 130890874	01 Sep 2018	I	0.80
TRANS FEES	CASH1: Bendigo Bank 130890874	01 Oct 2018	I	1.20
TRANSACTION FEES CHARGED	CASH1: Bendigo Bank 130890874	01 Nov 2018	I	1.10
TRANSACTION FEES CHARGED	CASH1: Bendigo Bank 130890874	01 Jan 2019	I	0.80
TRANSACTION FEES CHARGED	CASH1: Bendigo Bank 130890874	01 Feb 2019	I	1.60
TRANSACTION FEES CHARGED	CASH1: Bendigo Bank 130890874	01 Mar 2019	I	0.80
TRANSACTION FEES CHARGED	CASH1: Bendigo Bank 130890874	01 Apr 2019	I	0.40
TRANSACTION FEES CHARGED	CASH1: Bendigo Bank 130890874	01 May 2019	I	0.70
TRANSACTION FEES CHARGED	CASH1: Bendigo Bank 130890874	01 Jun 2019	I	2.80
Cleaning	FISHER: 201/30 Fisher Road, Dee Why 2099	30 Jun 2019	I	696.15
Council Rates	FISHER: 201/30 Fisher Road, Dee Why 2099	30 Jun 2019	I	1,246.56
Strata Levy Fee	FISHER: 201/30 Fisher Road, Dee Why 2099	30 Jun 2019	I	5,125.25
Water Rates	FISHER: 201/30 Fisher Road, Dee Why 2099	30 Jun 2019	I	56.64
<i>Less Rounding</i>			I	(0.68)
Total Investment Expenses			I	12,479.00
Management and Administration Expenses				
PAY ANYONE 0154402055Armstrong WBC453911 Rick Wray Pty Ltd		01 May 2019	J	1,925.00
PAY ANYONE 0156784329Armstrong WBC453911 Tax 2017-8		18 Jun 2019	J	1,925.00

Rick Wray Superannuation Fund
Statement of Taxable Income
For the Period from 1 July 2018 to 30 June 2019

Description	Investment Reference	Date	Tax Return Ref.	Amount
Total Management and Administration Expenses			J	3,850.00
Total Forestry Managed Investment Scheme Deduction			U	0.00
Other Deductions				
Fund Income Tax Payment		09 Apr 2019	L	259.00
DIRECT CREDIT ATO005000010518380 ATO 0904486609		21 Jun 2019	L	259.00
Total Other Deductions			L	518.00
Tax Losses Deducted				
Tax Losses Brought Forward		30 Jun 2019	M	0.00
Less Net Exempt Income		30 Jun 2019	M	0.00
Total Tax Losses Deducted			M	0.00
Total Deductions				18,714.00
Taxable Income or Loss			(V - N) O	78,007.00

Income Tax Calculation Statement

Section D

Gross Tax

Gross Tax @ 15% for Concessional Income		30 Jun 2019	T1	11,701.05
Gross Tax @ 45% for Net Non-Arm's Length Income		30 Jun 2019	T1	0.00
No-TFN Quoted Contributions @ 32%		30 Jun 2019	J	0.00

Total Gross Tax				11,701.05
------------------------	--	--	---------	------------------

Total Credit: Foreign Tax Income Offset			C1	0.00
--	--	--	-----------	-------------

Total Credit: Rebates and Tax Offset			C2	0.00
---	--	--	-----------	-------------

Rebates and Offsets			C	0.00
----------------------------	--	--	----------	-------------

SUBTOTAL				11,701.05
-----------------	--	--	---------	------------------

Credit: Refundable Franking Credits

AGL 50.4C FRANKED@30%;12.6C CFI;DRP NIL DISC	AGL: AGL Energy Limited.	21 Sep 2018	E1	64.80
AGL 44C FRANKED@30%;11C CFI;DRP NIL DISC	AGL: AGL Energy Limited.	22 Mar 2019	E1	56.57
AMP 5C FRANKED@30%; 5C CFI; DRP NIL DISC	AMP: AMP Limited	28 Sep 2018	E1	21.43
AMP 3.6C FRANKED@30%;0.4C CFI;DRP NIL DISC	AMP: AMP Limited	28 Mar 2019	E1	15.43
ANZ 80C FRANKED @ 30%; DRP & BSP NIL DISC	ANZ: Australia And New Zealand Banking Group Limited	02 Jul 2018	E1	409.71
DIVIDEND A066/00583572 ANZ DIVIDEND 0865803592	ANZ: Australia And New Zealand Banking Group Limited	18 Dec 2018	E1	409.71
BEN 35C FRANKED@30%;DRP NIL DIS;BSP NIL DIS	BEN: Bendigo And Adelaide Bank Limited	28 Sep 2018	E1	375.00
BEN 35C FRANKED@30%;DRP NIL DIS;BSP NIL DIS	BEN: Bendigo And Adelaide Bank Limited	29 Mar 2019	E1	405.00
BOQ 38C FRANKED @30%; DRP	BOQ: Bank Of Queensland Limited.	14 Nov 2018	E1	81.43
BOQ 34C FRANKED @30%; DRP	BOQ: Bank Of Queensland Limited.	22 May 2019	E1	72.86
CBA 200C FRANKED@30%; DRP NIL DISCOUNT	CBA: Commonwealth Bank Of Australia.	28 Mar 2019	E1	171.43
KGN 6.1C FRANKED @30%	KGN: Kogan.Com Ltd	08 May 2019	E1	26.14
NAB 99C FR@ 30%; DRP; BSP NIL DISCOUNT	NAB: National Australia Bank Limited	05 Jul 2018	E1	848.57
NAB 99C FR@ 30%; DRP; BSP NIL DISCOUNT	NAB: National Australia Bank Limited	14 Dec 2018	E1	848.57
OZL 8C FRANKED @30%	OZL: Oz Minerals Limited	17 Sep 2018	E1	6.86

Rick Wray Superannuation Fund
Statement of Taxable Income
For the Period from 1 July 2018 to 30 June 2019

Description	Investment Reference	Date	Tax Return Ref.	Amount
OZL 15C FRANKED @ 30%	OZL: Oz Minerals Limited	26 Mar 2019	E1	12.86
DIVIDEND 18FPA/00837474 QBE DIVIDEND 0850562281	QBE: QBE Insurance Group Limited	05 Oct 2018	E1	132.00
DIVIDEND 18AFP/00834464 QBE DIVIDEND 0890887020	QBE: QBE Insurance Group Limited	18 Apr 2019	E1	168.00
REX 8C FRANKED @ 30%	REX: Regional Express Holdings Limited	15 Nov 2018	E1	137.14
REX 4C FRANKED @ 30%	REX: Regional Express Holdings Limited	01 Apr 2019	E1	68.57
Distribution - Tax Statement	SCG: Scentre Group - Fully Paid Ordinary/Units Stapled Securities	30 Jun 2019	E1	26.44
Distribution - Tax Statement	SCG: Scentre Group - Fully Paid Ordinary/Units Stapled Securities	30 Jun 2019	E1	0.04
SRV 3.25C FRANKED @ 30%; NIL CFI	SRV: Servcorp Limited	04 Oct 2018	E1	13.93
SRV 5.2C FRANKED @ 30%; NIL CFI	SRV: Servcorp Limited	03 Apr 2019	E1	22.29
SUN 48C FRANKED@30%; 8C SPECIAL; DRP NIL DIS	SUN: Suncorp Group Limited	19 Sep 2018	E1	1,378.29
SUN 26C FRANKED@30%; DRP NIL DISC	SUN: Suncorp Group Limited	02 Apr 2019	E1	746.57
SUN 8C FRANKED@30%; SPECIAL; DRP NIL DISC	SUN: Suncorp Group Limited	03 May 2019	E1	229.71
WBC 94C FRANKED@30%; DRP NIL DISCOUNT	WBC: Westpac Banking Corporation	04 Jul 2018	E1	666.73
DIVIDEND 001223418688 WBC DIVIDEND 0866646440	WBC: Westpac Banking Corporation	20 Dec 2018	E1	666.73
DIVIDEND 001229578221 WBC DIVIDEND 0904674503	WBC: Westpac Banking Corporation	24 Jun 2019	E1	666.73
<i>Less Rounding</i>			E1	0.00
Total Credit: Refundable Franking Credits			E1	8,749.54
Total Credit: No-TFN Tax Offset			E2	0.00
Total Credit: Refundable National Rental Affordability Scheme Tax Offset			E3	0.00
Total Credit: Interest on Early Payments			H1	0.00
Total Credit: Foreign Resident Withholding			H2	0.00
Credit: ABN/TFN Not Quoted (Non-Individual)				
Investment Income	AVN: Aventus Group - Fully Paid Ordinary/Units Stapled Securities	01 Jul 2018	H3	57.00
SRV 3.25C FRANKED @ 30%; NIL CFI	SRV: Servcorp Limited	04 Oct 2018	H3	45.00
Total Credit: ABN/TFN Not Quoted (Non-Individual)			H3	102.00
Total Credit: Interest on No-TFN Tax Offset			H6	0.00
Total Eligible Credits				102.00
Net Tax Payable				2,849.51
PAYG Instalments Raised				
Fund Activity Statement		30 Sep 2018	K	856.00
Fund Activity Statement		31 Dec 2018	K	856.00
Fund Activity Statement		31 Mar 2019	K	856.00
Total PAYG Instalments Raised			K	2,568.00
Total Supervisory Levy			L	259.00
Total Supervisory Levy Adjustment for Wound Up Funds			M	0.00
Total Supervisory Levy Adjustment for New Funds			N	0.00
Total Amount Due / (Refundable)				540.51

Rick Wray Superannuation Fund
Foreign Income and Expenses Worksheet
For the period 1 July 2018 to 30 June 2019

Date	Description	Code	Market	Foreign Amount			Xrate	RBA Rate	Variance	AUD Amount		
				Gross	WHT	Net				Gross	WHT	Net

Currency:

Rick Wray Superannuation Fund

Tax Accounting Reconciliation

For the period 1 July 2018 to 30 June 2019

Operating Statement Profit vs. Provision for Income Tax

2019
\$

Benefits Accrued as a Result of Operations before Income Tax **17,431.55**

ADD:

Pensions Paid 64,720.55
Realised Capital Losses 38,590.50

LESS:

Increase in Market Value 35,900.29
Capital Works Deduction - Tax Only 32.22
Distributed Capital Gains 37.84
Non-Taxable Contributions 6,343.50
Non-Taxable Income 419.17
Rounding 2.58

Taxable Income or Loss

78,007.00

	Income Amount	Tax Amount
Gross Tax @ 15% for Concessional Income	78,007.00	11,701.05
Gross Tax @ 45% for Net Non-Arm's Length Income	0.00	0.00
No-TFN Quoted Contributions @ 32%	0.00	0.00
Change in Carried Forward Losses	0.00	0.00
Provision for Income Tax		11,701.05

Provision for Income Tax vs. Income Tax Expense

Provision for Income Tax **11,701.05**

Income Tax Expense **11,701.05**

Provision for Income Tax vs. Income Tax Payable

Provision for Income Tax **11,701.05**

LESS:

Withholding Credits 102.00
Franking Credits 8,749.54
Income Tax Instalments Paid 2,568.00

Income Tax Payable (Receivable)

281.51

Exempt Current Pension Income Settings

Pension Exempt % (Actuarial) 0.0000%
Pension Exempt % (Expenses) 0.0000%
Assets Segregated For Pensions No

Rick Wray Superannuation Fund
Realised Capital Gains
For the period from 1 July 2018 to 30 June 2019

	Accounting Treatment				Taxation Treatment						
	Quantity	Proceeds	Excess Tax Value*	Original Cost	Accounting Profit/(Loss)	Cost Base Calculation		Capital Gains Calculation			
						Adjusted	Reduced	Indexation	Discounted	Other	Deferred
<u>Listed Securities Market</u>											
Arc Exploration Limited (ASX:ARX)											
26/06/2019	Sale	8.00	2,432.95	2,432.95	0.00	2,432.95			0.00		
		8.00	2,432.95	2,432.95	0.00	2,432.95			0.00		0.00
Kogan.Com Ltd (ASX:KGN)											
23/05/2019	Sale	500.00	2,960.24	1,609.98	1,350.26	1,609.98				1,350.26	
		500.00	2,960.24	1,609.98	1,350.26	1,609.98			0.00	1,350.26	0.00
Scentre Group - Fully Paid Ordinary/Units Stapled Securities (ASX:SCG)											
30/06/2019	Dist	0.00	0.00	0.00					0.58		
30/06/2019	Dist	0.00	0.00	0.00					0.58		
		0.00	0.00	0.00					1.16		0.00
Stockland - Units/Ordinary Fully Paid Stapled Securities (ASX:SGP)											
30/06/2019	Dist	0.00	0.00	0.00					36.68		
		0.00	0.00	0.00					36.68		0.00
Listed Securities Market Total		5,393.19		4,042.93	1,350.26	4,042.93			37.84	1,350.26	0.00
<u>Unlisted Market</u>											
My Wine Marketing											
12/10/2018	Sale	58,191.00	0.00	39,940.76	(39,940.76)		39,940.76				39,940.76
		58,191.00	0.00	39,940.76	(39,940.76)		39,940.76				0.00
Unlisted Market Total		0.00		39,940.76	(39,940.76)		39,940.76				0.00
Grand Total		5,393.19		43,983.69	(38,590.50)	4,042.93	39,940.76		37.84	1,350.26	0.00
Grand Total											39,940.76

* Where there is an Excess Tax Value Amount, the Accounting Profit/(Loss) figure takes account of this. Accounting Profit/(Loss) equals Proceeds less Excess Tax Value less Original Cost.

Rick Wray Superannuation Fund
Realised Capital Gains
For the period from 1 July 2018 to 30 June 2019

Capital Gains Tax Return Summary

	Indexation	Discount	Other	Deferred	Total Capital Gains	Capital Losses
Current Year Capital Gains						
Shares & Units - Listed Shares	0.00	0.00	1,350.00	0.00	1,350.00	0.00
Shares & Units - Other Shares	0.00	0.00	0.00	0.00	0.00	39,940.00
Shares & Units - Listed Trusts	0.00	0.00	0.00	0.00	0.00	0.00
Shares & Units - Other Units	0.00	0.00	0.00	0.00	0.00	0.00
Australian Real Estate	0.00	0.00	0.00	0.00	0.00	0.00
Other Real Estate	0.00	0.00	0.00	0.00	0.00	0.00
Collectables	0.00	0.00	0.00	0.00	0.00	0.00
Other CGT Assets & Other CGT Events	0.00	0.00	0.00	0.00	0.00	0.00
Distributed Capital Gains from Trusts	0.00	37.00	0.00	0.00	37.00	0.00
	<u>0.00</u>	<u>37.00</u>	<u>1,350.00</u>	<u>0.00</u>	<u>1,387.00</u>	<u>39,940.00</u>
Capital Losses Applied						
Current Year	0.00	37.00	1,350.00	0.00	1,387.00	
Prior Years	0.00	0.00	0.00	0.00	0.00	
	<u>0.00</u>	<u>37.00</u>	<u>1,350.00</u>	<u>0.00</u>	<u>1,387.00</u>	
Net Capital Gains						
Net Gain after applying losses	0.00	0.00	0.00	0.00	0.00	
Discount applicable		0.00				
Net Gain after applying discount	<u>0.00</u>	<u>0.00</u>	<u>0.00</u>	<u>0.00</u>	<u>0.00</u>	

Rick Wray Superannuation Fund
Unrealised Capital Gains as at 30 June 2019

Quantity /Description	Accounting Treatment				Taxation Treatment							
	Market Value	Original Cost	Accounting Gain/(Loss)	Cost Base Calculation				Capital Gains Calculation				
				Tax Free	Tax Deferred	AMIT	Amount	Indexation	Discountable	Other	Deferred	Capital Loss
<u>Bank</u>												
Bendigo Bank #2 1131737355												
30/06/2019	2,066.12	2,066.12	2,066.12	0.00	0.00	0.00	0.00	2,066.12				0.00
	2,066.12	2,066.12	2,066.12	0.00	0.00	0.00	0.00	2,066.12				0.00
Bendigo Bank 130890874												
30/06/2019	9,711.67	9,711.67	9,711.67	0.00	0.00	0.00	0.00	9,711.67				0.00
	9,711.67	9,711.67	9,711.67	0.00	0.00	0.00	0.00	9,711.67				0.00
Bank Total												
		11,777.79	11,777.79	0.00	0.00	0.00	0.00	11,777.79				0.00
<u>Listed Securities Market</u>												
AGL Energy Limited. (ASX:AGL)												
30/06/2017	300.00	6,003.00	4,882.95	1,120.05	0.00	0.00	0.00	7,650.00				1,647.00
	300.00	6,003.00	4,882.95	1,120.05	0.00	0.00	0.00	7,650.00				1,647.00
AMP Limited (ASX:AMP)												
30/06/2016	1,000.00	2,120.00	6,852.95	(4,732.95)	0.00	0.00	0.00	6,852.95				4,732.95
	1,000.00	2,120.00	6,852.95	(4,732.95)	0.00	0.00	0.00	6,852.95				4,732.95
Ansell Limited (ASX:ANN)												
19/02/2018	200.00	5,370.00	4,861.95	508.05	0.00	0.00	0.00	4,861.95		508.05		
	200.00	5,370.00	4,861.95	508.05	0.00	0.00	0.00	4,861.95		508.05	0.00	
Australia And New Zealand Banking Group Limited (ASX:ANZ)												
30/06/2017	1,195.00	33,710.95	10,349.95	23,361.00	0.00	0.00	0.00	34,320.40				609.45
	1,195.00	33,710.95	10,349.95	23,361.00	0.00	0.00	0.00	34,320.40				609.45
Aventus Group - Fully Paid Ordinary/Units Stapled Securities (ASX:AVN)												
12/03/2018	3,000.00	6,870.00	6,435.26	434.74	0.00	219.32	0.00	6,215.94		654.06		
	3,000.00	6,870.00	6,435.26	434.74	0.00	219.32	0.00	6,215.94		654.06	0.00	
Bank Of Queensland Limited. (ASX:BOQ)												
16/04/2018	500.00	4,765.00	5,508.19	(743.19)	0.00	0.00	0.00	5,508.19				743.19
	500.00	4,765.00	5,508.19	(743.19)	0.00	0.00	0.00	5,508.19			0.00	743.19

Rick Wray Superannuation Fund
Unrealised Capital Gains as at 30 June 2019

Quantity /Description	Accounting Treatment			Taxation Treatment								
	Market Value	Original Cost	Accounting Gain/(Loss)	Cost Base Calculation				Capital Gains Calculation				
				Tax Free	Tax Deferred	AMIT	Amount	Indexation	Discountable	Other	Deferred	Capital Loss
<u>Listed Securities Market</u>												
Bendigo And Adelaide Bank Limited (ASX:BEN)												
30/06/2017	2,000.00	23,160.00	20,268.85	2,891.15	0.00	0.00	0.00	20,268.85		2,891.15		
16/04/2018	500.00	5,790.00	5,104.95	685.05	0.00	0.00	0.00	5,104.95		685.05		
13/12/2018	200.00	2,316.00	2,088.95	227.05	0.00	0.00	0.00	2,088.95			227.05	
	2,700.00	31,266.00	27,462.75	3,803.25	0.00	0.00	0.00	27,462.75		3,576.20	227.05	
Bluescope Steel Limited (ASX:BSL)												
30/06/2017	334.00	4,024.70	0.00	4,024.70	0.00	0.00	0.00	4,412.14				387.44
	334.00	4,024.70	0.00	4,024.70	0.00	0.00	0.00	4,412.14				387.44
Cash Converters International (ASX:CCV)												
30/06/2016	15,000.00	2,430.00	6,535.80	(4,105.80)	0.00	0.00	0.00	6,535.80				4,105.80
	15,000.00	2,430.00	6,535.80	(4,105.80)	0.00	0.00	0.00	6,535.80				4,105.80
Commonwealth Bank Of Australia. (ASX:CBA)												
13/12/2018	200.00	16,556.00	14,071.87	2,484.13	0.00	0.00	0.00	14,071.87			2,484.13	
	200.00	16,556.00	14,071.87	2,484.13	0.00	0.00	0.00	14,071.87			2,484.13	
Cybg PLC - Cdi 1:1 Foreign Exempt Lse (ASX:CYB)												
30/06/2017	500.00	1,710.00	2,005.00	(295.00)	0.00	0.00	0.00	2,355.00				645.00
	500.00	1,710.00	2,005.00	(295.00)	0.00	0.00	0.00	2,355.00				645.00
Cyprium Metals Limited (ASX:CYM)												
30/06/2016	8.00	1.44	2,432.95	(2,431.51)	0.00	0.00	0.00	2,432.95				2,431.51
	8.00	1.44	2,432.95	(2,431.51)	0.00	0.00	0.00	2,432.95				2,431.51
Hills Limited (ASX:HIL)												
30/06/2016	5,000.00	875.00	8,607.95	(7,732.95)	0.00	0.00	0.00	8,607.95				7,732.95
	5,000.00	875.00	8,607.95	(7,732.95)	0.00	0.00	0.00	8,607.95				7,732.95
Kogan.Com Ltd (ASX:KGN)												
11/01/2019	500.00	2,375.00	1,609.97	765.03	0.00	0.00	0.00	1,609.97		765.03		
	500.00	2,375.00	1,609.97	765.03	0.00	0.00	0.00	1,609.97		765.03		
Mma Offshore Limited (ASX:MRM)												
30/06/2016	5,000.00	875.00	4,144.95	(3,269.95)	0.00	0.00	0.00	4,144.95				3,269.95
	5,000.00	875.00	4,144.95	(3,269.95)	0.00	0.00	0.00	4,144.95				3,269.95

Rick Wray Superannuation Fund
Unrealised Capital Gains as at 30 June 2019

Quantity /Description	Accounting Treatment			Taxation Treatment								
	Market Value	Original Cost	Accounting Gain/(Loss)	Cost Base Calculation				Capital Gains Calculation				
				Tax Free	Tax Deferred	AMIT	Amount	Indexation	Discountable	Other	Deferred	Capital Loss
<u>Listed Securities Market</u>												
National Australia Bank Limited (ASX:NAB)												
30/06/2017	2,000.00	53,440.00	48,458.80	4,981.20	0.00	0.00	0.00	59,180.00				5,740.00
13/12/2018	200.00	5,344.00	4,835.95	508.05	0.00	0.00	0.00	4,835.95		508.05		
	2,200.00	58,784.00	53,294.75	5,489.25	0.00	0.00	0.00	64,015.95		508.05		5,740.00
Oz Minerals Limited (ASX:OZL)												
30/06/2016	200.00	2,006.00	7,305.90	(5,299.90)	0.00	0.00	0.00	7,305.90				5,299.90
	200.00	2,006.00	7,305.90	(5,299.90)	0.00	0.00	0.00	7,305.90				5,299.90
Pact Group Holdings Ltd (ASX:PGH)												
18/06/2019	2,000.00	5,580.00	4,579.95	1,000.05	0.00	0.00	0.00	4,579.95		1,000.05		
	2,000.00	5,580.00	4,579.95	1,000.05	0.00	0.00	0.00	4,579.95		1,000.05		
Pilbara Minerals Limited (ASX:PLS)												
30/06/2017	15,000.00	8,175.00	5,499.95	2,675.05	0.00	0.00	0.00	5,700.00		2,475.00		
	15,000.00	8,175.00	5,499.95	2,675.05	0.00	0.00	0.00	5,700.00		2,475.00		
QBE Insurance Group Limited (ASX:QBE)												
30/06/2016	1,400.00	16,562.00	27,609.90	(11,047.90)	0.00	0.00	0.00	27,609.90				11,047.90
	1,400.00	16,562.00	27,609.90	(11,047.90)	0.00	0.00	0.00	27,609.90				11,047.90
Regional Express Holdings Limited (ASX:REX)												
30/06/2016	4,000.00	5,660.00	5,985.90	(325.90)	0.00	0.00	0.00	5,985.90				325.90
	4,000.00	5,660.00	5,985.90	(325.90)	0.00	0.00	0.00	5,985.90				325.90
Renu Energy Limited (ASX:RNE)												
30/06/2016	2,200.00	125.40	3,172.90	(3,047.50)	0.00	0.00	0.00	3,172.90				3,047.50
	2,200.00	125.40	3,172.90	(3,047.50)	0.00	0.00	0.00	3,172.90				3,047.50
Scentre Group - Fully Paid Ordinary/Units Stapled Securities (ASX:SCG)												
12/03/2018	2,000.00	7,680.00	7,749.95	(69.95)	0.00	139.96	0.00	7,609.99		70.01		
	2,000.00	7,680.00	7,749.95	(69.95)	0.00	139.96	0.00	7,609.99		70.01		
Servcorp Limited (ASX:SRV)												
12/03/2018	1,000.00	3,510.00	4,859.26	(1,349.26)	0.00	0.00	0.00	4,859.26				1,349.26
	1,000.00	3,510.00	4,859.26	(1,349.26)	0.00	0.00	0.00	4,859.26				1,349.26
Stockland - Units/Ordinary Fully Paid Stapled Securities (ASX:SGP)												
30/06/2017	1,000.00	4,170.00	4,082.95	87.05	0.00	0.00	(59.89)	4,320.11				150.11
	1,000.00	4,170.00	4,082.95	87.05	0.00	0.00	(59.89)	4,320.11				150.11

Rick Wray Superannuation Fund
Unrealised Capital Gains as at 30 June 2019

Quantity /Description	Accounting Treatment			Taxation Treatment									
	Market Value	Original Cost	Accounting Gain/(Loss)	Cost Base Calculation				Capital Gains Calculation					
				Tax Free	Tax Deferred	AMIT	Amount	Indexation	Discountable	Other	Deferred	Capital Loss	
<u>Listed Securities Market</u>													
Suncorp Group Limited (ASX:SUN)													
30/06/2017	6,700.00	90,249.00	70,674.60	19,574.40	0.00	0.00	0.00	99,294.00					9,045.00
	6,700.00	90,249.00	70,674.60	19,574.40	0.00	0.00	0.00	99,294.00					9,045.00
Virgin Australia Holdings Limited (ASX:VAH)													
30/06/2016	6,000.00	1,020.00	7,472.95	(6,452.95)	0.00	0.00	0.00	7,472.95					6,452.95
	6,000.00	1,020.00	7,472.95	(6,452.95)	0.00	0.00	0.00	7,472.95					6,452.95
Westpac Banking Corporation (ASX:WBC)													
30/06/2017	1,655.00	46,935.80	24,772.90	22,162.90	0.00	0.00	0.00	50,494.05					3,558.25
	1,655.00	46,935.80	24,772.90	22,162.90	0.00	0.00	0.00	50,494.05					3,558.25
Listed Securities MarketTotal													
	369,409.29	332,824.35	36,584.94		0.00	359.28	(59.89)	429,463.67		7,283.32	4,984.31		72,322.01
<u>Property Direct Market</u>													
2/31 Belgrave Street, Manly 2095													
31/01/2013	2/31 Belgrave Street, Manly 2095	889,955.74	246,419.91	643,535.83	0.00	0.00	0.00	246,419.91		643,535.83			
31/03/2017	New Kitchen	4,006.35	4,006.35	0.00	0.00	0.00	0.00	4,006.35					
30/06/2017	Air Conditioner	0.00	0.00	0.00	0.00	0.00	0.00	0.00					
31/08/2017	New Kitchen	4,653.87	1,288.61	3,365.26	0.00	0.00	0.00	1,229.56		3,424.31			
9/05/2018	Reception Counter	1,384.04	1,384.04	0.00	0.00	0.00	0.00	1,384.04					
		900,000.00	253,098.91	646,901.09	0.00	0.00	0.00	253,039.86		646,960.14			
201/30 Fisher Road, Dee Why 2099													
29/01/2015	201/30 Fisher Road, Dee Why 2099 Building	245,274.90	126,438.17	118,836.73	0.00	0.00	0.00	244,014.30		1,260.60			
21/12/2015	Air conditioning unit	1,978.10	1,978.10	0.00	0.00	0.00	0.00	1,978.10					
		247,253.00	128,416.27	118,836.73	0.00	0.00	0.00	245,992.40		1,260.60			
Property Direct MarketTotal													
	1,147,253.00	381,515.18	765,737.82		0.00	0.00	0.00	499,032.26		648,220.74			
<u>Unlisted Market</u>													
Everest Alternative Investment Trust													
30/06/2016		1,500.00	60.75	2,384.95	(2,324.20)	0.00	0.00	0.00	2,384.95				2,324.20
		1,500.00	60.75	2,384.95	(2,324.20)	0.00	0.00	0.00	2,384.95				2,324.20

Rick Wray Superannuation Fund
Unrealised Capital Gains as at 30 June 2019

Quantity /Description	Accounting Treatment			Taxation Treatment									
	Market Value	Original Cost	Accounting Gain/(Loss)	Cost Base Calculation				Capital Gains Calculation					
				Tax Free	Tax Deferred	AMIT	Amount	Indexation	Discountable	Other	Deferred	Capital Loss	
<i>Unlisted MarketTotal</i>	60.75	2,384.95	(2,324.20)	0.00	0.00	0.00	2,384.95						2,324.20

Rick Wray Superannuation Fund
Unrealised Capital Gains as at 30 June 2019

Capital Gains Tax Return Summary

	Indexation	Discount	Other	Deferred	Total Capital Gains	Capital Losses
Current Year Capital Gains						
Shares & Units - Listed Shares	0.00	6,559.00	4,984.00	0.00	11,543.00	72,171.00
Shares & Units - Other Shares	0.00	0.00	0.00	0.00	0.00	0.00
Shares & Units - Listed Trusts	0.00	724.00	0.00	0.00	724.00	150.00
Shares & Units - Other Units	0.00	0.00	0.00	0.00	0.00	2,324.00
Australian Real Estate	0.00	648,220.00	0.00	0.00	648,220.00	0.00
Other Real Estate	0.00	0.00	0.00	0.00	0.00	0.00
Collectables	0.00	0.00	0.00	0.00	0.00	0.00
Other CGT Assets & Other CGT Events	0.00	0.00	0.00	0.00	0.00	0.00
Distributed Capital Gains from Trusts	0.00	0.00	0.00	0.00	0.00	0.00
	0.00	655,503.00	4,984.00	0.00	660,487.00	74,645.00
Capital Losses Applied						
Current Year	0.00	69,661.00	4,984.00	0.00	74,645.00	
Prior Years	0.00	64,614.00	0.00	0.00	64,614.00	
	0.00	134,275.00	4,984.00	0.00	139,259.00	
Net Capital Gains						
Net Gain after applying losses	0.00	521,228.00	0.00	0.00	521,228.00	
Discount applicable		173,742.00				
Net Gain after applying discount	0.00	347,486.00	0.00	0.00	347,486.00	

Gains/Losses on Custom Holding Accounts

Account Name	Book Cost	Value	Gain/(Loss)	Tax Rate %	Tax Effect
--------------	-----------	-------	-------------	------------	------------

Custom Holding Accounts Totals