

MEIRA CONSTRUCT...S AUSTRALIA PTY LTD SF

Statement of Financial Position**As At 30 Jun 2023**

	As at 30 Jun 2022	Quantity	As at 30 Jun 2023	Quantity
	Balance		Balance	
Assets				
Investments				
Managed Investments				
Bennelong Concentrated Australian Equities Fund	\$ 145,905.08	70,268.28930	\$ 150,150.20	71,052.50060
Total Managed Investments	\$ 145,905.08		\$ 150,150.20	
Shares in Listed Companies				
Commonwealth Bank Ltd	\$ 1,084,288.86	11,997	\$ 1,255,681.21	12,523
Westpac Banking Corporation	\$ 190,807.50	9,785	\$ 221,530.54	10,381
Total Shares in Listed Companies	\$ 1,275,096.36		\$ 1,477,211.75	
Total Investments	\$ 1,421,001.44		\$ 1,627,361.95	
Other Assets				
Cash At Bank				
Westpac Business Flexi	\$ 60,752.83		\$ 45,617.86	
Total Cash At Bank	\$ 60,752.83		\$ 45,617.86	
Receivables				
Investment Income Receivable				
Distributions				
Managed Investments				
Bennelong Concentrated Australian Equities Fund	\$ 0.00		\$ 1,112.70	
Total Managed Investments	\$ 0.00		\$ 1,112.70	
Total Distributions	\$ 0.00		\$ 1,112.70	
Total Investment Income Receivable	\$ 0.00		\$ 1,112.70	
Total Receivables	\$ 0.00		\$ 1,112.70	
Current Tax Assets				
Franking Credits				
Managed Investments				
AMP Capital Wholesale Australian Property Fund	\$ 0.00		\$ 0.00	
Bennelong Concentrated Australian Equities Fund	\$ 1,381.92		\$ 1,381.92	
Total Managed Investments	\$ 1,381.92		\$ 1,381.92	
Shares in Listed Companies				
Commonwealth Bank Ltd	\$ 18,746.36		\$ 21,829.50	
Westpac Banking Corporation	\$ 2,494.55		\$ 5,698.29	
Westpac Banking Corporation	\$ 2,389.63		\$ 0.00	
Total Shares in Listed Companies	\$ 23,630.54		\$ 27,527.79	
Total Franking Credits	\$ 25,473.22		\$ 28,909.71	
Foreign Tax Credits				
Managed Investments				
Bennelong Concentrated Australian Equities Fund	\$ 3.83		\$ 0.00	
Total Managed Investments	\$ 3.83		\$ 0.00	
Total Foreign Tax Credits	\$ 3.83		\$ 0.00	
Excessive Foreign Tax Credit Write-off	-3.83		\$ 0.00	
Total Current Tax Assets	\$ 25,473.22		\$ 28,909.71	
Total Other Assets	\$ 86,226.05		\$ 75,640.27	
Total Assets	\$ 1,507,227.49		\$ 1,703,002.22	
Liabilities				
Total Liabilities	\$ 0.00		\$ 0.00	
Net Assets				

Total Net Assets	\$	1,507,227.49	\$	1,703,002.22
Member Entitlements				
Member Entitlement Accounts				
Ms Lucia Rocha				
Pension 2018	\$	1,507,227.49	\$	1,703,002.22
Total Ms Lucia Rocha	\$	1,507,227.49	\$	1,703,002.22
Total Member Entitlement Accounts	\$	1,507,227.49	\$	1,703,002.22
Total Member Entitlements	\$	1,507,227.49	\$	1,703,002.22

MEIRA CONSTRUCT...S AUSTRALIA PTY LTD SF

Operating Statement

From 1 Jul 2022 to 30 Jun 2023

	1 Jul 2021 to 30 Jun 2022	1 Jul 2022 to 30 Jun 2023
Income		
Investment Gains		
Realised Capital Gains		
Managed Investments		
AMP Capital Wholesale Australian Property Fund	\$ 8,868.81	\$ 0.00
Total Managed Investments	\$ 8,868.81	\$ 0.00
Total Realised Capital Gains	\$ 8,868.81	\$ 0.00
Increase in Market Value		
Managed Investments		
AMP Capital Wholesale Australian Property Fund	\$ -5,825.35	\$ 0.00
Bennelong Concentrated Australian Equities Fund	\$ -64,660.31	\$ 2,641.81
Total Managed Investments	\$ -70,485.66	\$ 2,641.81
Shares in Listed Companies		
Commonwealth Bank Ltd	\$ -113,750.10	\$ 120,456.85
Westpac Banking Corporation	\$ -98,776.29	\$ 17,427.04
Westpac Banking Corporation	\$ 38,335.04	\$ 0.00
Total Shares in Listed Companies	\$ -174,191.35	\$ 137,883.89
Total Increase in Market Value	\$ -244,677.01	\$ 140,525.70
Total Investment Gains	\$ -235,808.20	\$ 140,525.70
Investment Income		
Distributions		
Managed Investments		
AMP Capital Wholesale Australian Property Fund	\$ 1,890.65	\$ 0.00
Bennelong Concentrated Australian Equities Fund	\$ 9,695.10	\$ 4,097.93
Total Managed Investments	\$ 11,585.75	\$ 4,097.93
Total Distributions	\$ 11,585.75	\$ 4,097.93
Dividends		
Shares in Listed Companies		
Commonwealth Bank Ltd	\$ 62,487.86	\$ 72,765.00
Westpac Banking Corporation	\$ 8,315.17	\$ 18,994.29
Westpac Banking Corporation	\$ 7,965.43	\$ 0.00
Total Shares in Listed Companies	\$ 78,768.46	\$ 91,759.29
Total Dividends	\$ 78,768.46	\$ 91,759.29
Investment Fee Rebate		
Managed Investments		
AMP Capital Wholesale Australian Property Fund	\$ 75.10	\$ 0.00
Total Managed Investments	\$ 75.10	\$ 0.00
Total Investment Fee Rebate	\$ 75.10	\$ 0.00
Total Investment Income	\$ 90,429.31	\$ 95,857.22
Total Income	\$ -145,378.89	\$ 236,382.92

Expenses

Member Payments

Pensions Paid		
Ms Lucia Rocha		
Pension 2018	\$ 33,787.52	\$ 37,680.69
Total Ms Lucia Rocha	\$ 33,787.52	\$ 37,680.69
Total Pensions Paid	\$ 33,787.52	\$ 37,680.69
Total Member Payments	\$ 33,787.52	\$ 37,680.69

Other Expenses

Accountancy Fee	\$ 1,265.00	\$ 1,705.00
-----------------	-------------	-------------

Adviser Fee	\$	482.20	\$	0.00
Auditor Fee	\$	935.00	\$	962.50
Bank Fees				
Cash At Bank				
Westpac Business Flexi	\$	37.00	\$	1.00
Total Cash At Bank	\$	37.00	\$	1.00
Total Bank Fees	\$	37.00	\$	1.00
SMSF Supervisory Levy	\$	259.00	\$	259.00
Total Other Expenses	\$	2,978.20	\$	2,927.50
Total Expenses	\$	36,765.72	\$	40,608.19

Income Tax**Income Tax Expense**

Excessive Foreign Tax Credit Writeoff Expense	\$	3.83	\$	0.00
Total Income Tax Expense	\$	3.83	\$	0.00
Total Income Tax	\$	3.83	\$	0.00
Net Profit (Loss) Total	\$	-182,148.44	\$	195,774.73



Meira Constructions Australia PL ATF Meira Constructions
Australia PL SF
1 Willawa Street
BALGOWLAH NSW 2093
AUSTRALIA

26 July 2023

Investor No. 28011408

**Bennelong Australian Equity Partners Semi-Annual Transaction Statement
For the period ending 30 June 2023**

Summary of your investments as at 30 June 2023

Portfolio Name	Units	Unit Price	Market Value
Bennelong Concentrated Australian Equities Fund	71,581.9040 AUD	2.0976	150,150.20

Details of your transactions for the period 03 January 2023 to 30 June 2023

Bennelong Concentrated Australian Equities Fund

Effective Date	Description	Amount	Direct fees	Unit Price	Number Of Units	Unit Balance
03-Jan-23	Opening Balance	AUD 144,975.52		2.0404		71,052.5006
30-Jun-23	Distribution	AUD 1,112.70	0.00			71,052.5006
30-Jun-23	Distribution Reinvestment	AUD 1,112.70	0.00	2.1018	529.4034	71,581.9040
30-Jun-23	Closing Balance	AUD 150,150.20		2.0976		71,581.9040
	Total	AUD 1,112.70	0.00		529.4034	

Return On Investment AUD 5,174.68




FINANCIAL YEAR SUMMARY

1 JULY 2022 - 30 JUNE 2023


Portfolio Valuation	Account Number	Account Name	Value as at 30 June 2023
Shares	6166728	MEIRA CONSTRUCTIONS AUSTRALIA PTY. LTD. <MEIRA CONST AUST PL SF A/C>	\$1,477,211.75
TOTAL PORTFOLIO VALUE			\$1,477,211.75

Allocation as at 30 June 2023

Shares in your portfolio



Sectors in your portfolio



Estimated Interest & Dividends	2022-2023 Financial Year
Est. Franked Dividends	\$64,231.50
Est. Unfranked Dividends	\$0.00
Est. Franking Credits	\$27,527.79
Est. Interest Received from Interest Rate Securities	\$0.00
TOTAL INCOME	\$64,231.50

Fees & Charges	2022-2023 Financial Year
Total Brokerage (inc. GST)	\$0.00
Total Subscriptions (inc. GST)	\$0.00
Other Fees (inc. GST)	Nil
TOTAL FEES & CHARGES	\$0.00

DISCLAIMER

This statement relates to Westpac Share Trading activities which are provided through Westpac Securities Limited ABN 39 087 924 221, AFSL 233723 (Westpac Securities) by Australian Investment Exchange Limited (AUSIEX) ABN 71 076 515 930, AFSL 241400, a Market Participant of ASX Limited and Cboe Australia Pty Ltd, a Clearing Participant of ASX Clear Pty Limited and a Settlement Participant of ASX Settlement Pty Limited.

Information contained in this statement is believed to be accurate at the time the statement is generated. Westpac Securities and its related entities do not accept any liability for any errors or omissions contained in this statement, or any responsibility for any action taken in reliance on this statement. This statement is a summary document only and it is not intended to replace any document which contains information that may be required for taxation purposes. It does not constitute tax advice. Although we can give you information about your accounts, we are unable to give you tax advice. If you need more information to complete your tax return, please consult your accountant or tax adviser to obtain professional tax advice. You should retain your CHESS statements, dividend statements, confirmation contract notes and bank account statements for income tax purposes. If there are any errors in this statement, please contact us on 13 13 31 (within Australia) or +61 2 8241 0206 (outside Australia), Monday to Friday between 8am and 7pm (AEST).



PORTFOLIO VALUATION

30 JUNE 2023

SHARES - 6166728 - HIN 62554959

MEIRA CONSTRUCTIONS AUSTRALIA PTY. LTD. <MEIRA CONST AUST PL SF A/C>

Portfolio	Units	Unit Price	Portfolio Value	% of Portfolio
CBA - COMMONWEALTH BANK. FPO (ORDINARY FULLY PAID)	12,523	\$100.2700	\$1,255,681.21	85.00%
WBC - WESTPAC BANKING CORP FPO (ORDINARY FULLY PAID)	10,381	\$21.3400	\$221,530.54	15.00%
		TOTAL	\$1,477,211.75	100.00%

DISCLAIMER

This statement relates to Westpac Share Trading activities which are provided through Westpac Securities Limited ABN 39 087 924 221, AFSL 233723 (Westpac Securities) by Australian Investment Exchange Limited (AUSIEX) ABN 71 076 516 930, AFSL 241400, a Market Participant of ASX Limited and Cboe Australia Pty Ltd, a Clearing Participant of ASX Clear Pty Limited and a Settlement Participant of ASX Settlement Pty Limited.

Information contained in this statement is believed to be accurate at the time the statement is generated. Westpac Securities and its related entities do not accept any liability for any errors or omissions contained in this statement, or any responsibility for any action taken in reliance on this statement. This statement is a summary document only and it is not intended to replace any document which contains information that may be required for taxation purposes. It does not constitute tax advice. Although we can give you information about your accounts, we are unable to give you tax advice. If you need more information to complete your tax return, please consult your accountant or tax adviser to obtain professional tax advice. You should retain your CHESS statements, dividend statements, confirmation contract notes and bank account statements for income tax purposes. If there are any errors in this statement, please contact us on 13 13 31 (within Australia) or +61 2 8241 0208 (outside Australia), Monday to Friday between 8am and 7pm (AEST).

Statement Period
24 June 2022 - 26 September 2022

Westpac Business One Flexi

Account Name
MEIRA CONSTRUCTIONS AUSTRALIA
PTY LIMITED T/AS MEIRA
CONSTRUCTIONS AUSTRALIA PTY LTD
SUPER FUNDCustomer ID
1192 8481 MEIRA CONSTRUCTIONS
AUSTRALI..BSB Account Number
032-096 557 546

Opening Balance	+ \$60,752.83
Total Credits	+ \$0.00
Total Debits	- \$10,000.50
Closing Balance	+ \$50,752.33

INTEREST RATES (PER ANNUM) ON CREDIT BALANCES

Effective Date	\$0 to \$1999	Over \$1999 to \$9999	Over \$9999 to \$19999	Over \$19999 to \$49999
13 Nov 2020	0.00 %	0.00 %	0.00 %	0.00 %

Effective Date	Over \$49999 to \$99999	Over \$99999 to \$249999	Over \$249999 to \$499999	Over \$499999
13 Nov 2020	0.00 %	0.00 %	0.00 %	0.00 %

TRANSACTIONS

Please check all entries on this statement and promptly inform Westpac of any possible error or unauthorised transaction

DATE	TRANSACTION DESCRIPTION	DEBIT	CREDIT	BALANCE
24/06/22	STATEMENT OPENING BALANCE			60,752.83
04/07/22	Withdrawal Mobile 1407614 Tfr Westpac Cho Lucia's pension	5,000.00		55,752.83
01/08/22	Transaction Fee	0.50		55,752.33
12/09/22	Withdrawal Mobile 1882437 Tfr Westpac Cho Lucia's pension	5,000.00		50,752.33
26/09/22	CLOSING BALANCE			50,752.33

CONVENIENCE AT YOUR FINGERTIPS

Use Online, Mobile or Tablet Banking to pay bills, transfer funds, check your account balances and much more



Statement Period

26 September 2022 - 23 December 2022

Westpac Business One Flexi

Account Name

MEIRA CONSTRUCTIONS AUSTRALIA
PTY LIMITED T/AS MEIRA
CONSTRUCTIONS AUSTRALIA PTY LTD
SUPER FUND

Customer ID

1192 8481 MEIRA CONSTRUCTIONS
AUSTRALI..

BSB

032-096

Account Number

557 546

Opening Balance	+ \$50,752.33
Total Credits	+ \$25,214.22
Total Debits	- \$12,668.00
Closing Balance	+ \$63,298.55


INTEREST RATES (PER ANNUM) ON CREDIT BALANCES

Effective Date	\$0 to \$1999	Over \$1999 to \$9999	Over \$9999 to \$19999	Over \$19999 to \$49999
13 Nov 2020	0.00 %	0.00 %	0.00 %	0.00 %
Effective Date	Over \$49999 to \$99999	Over \$99999 to \$249999	Over \$249999 to \$499999	Over \$499999
13 Nov 2020	0.00 %	0.00 %	0.00 %	0.00 %

TRANSACTIONS

Please check all entries on this statement and promptly inform Westpac of any possible error or unauthorised transaction

DATE	TRANSACTION DESCRIPTION	DEBIT	CREDIT	BALANCE
26/09/22	STATEMENT OPENING BALANCE			50,752.33
03/10/22	Transaction Fee	0.50		50,751.83
29/11/22	Withdrawal-Osko Payment 1016583 Pacific Ridge Capital Inv9652	2,667.50		48,084.33
29/11/22	Withdrawal-Osko Payment 1076578 Lucia Rocha pension	5,000.00		43,084.33
07/12/22	Withdrawal-Osko Payment 1064679 Lucia Rocha	5,000.00		38,084.33
13/12/22	Deposit Ato Ato002000017754293		25,214.22	63,298.55
23/12/22	CLOSING BALANCE			63,298.55

Statement Period
23 December 2022 - 24 March 2023

Westpac Business One

Account Name
MEIRA CONSTRUCTIONS AUSTRALIA
PTY LIMITED T/AS MEIRA
CONSTRUCTIONS AUSTRALIA PTY LTD
SUPER FUNDCustomer ID
1192 8481 MEIRA CONSTRUCTIONS
AUSTRALI..BSB
032-096 Account Number
557 546

Opening Balance	+ \$63,298.55
Total Credits	+ \$0.00
Total Debits	- \$10,000.00
Closing Balance	+ \$53,298.55

INTEREST RATES (PER ANNUM) ON CREDIT BALANCES

Effective Date	\$0 to \$1999	Over \$1999 to \$9999	Over \$9999 to \$19999	Over \$19999 to \$49999
13 Nov 2020	0.00 %	0.00 %	0.00 %	0.00 %
Effective Date	Over \$49999 to \$99999	Over \$99999 to \$249999	Over \$249999 to \$499999	Over \$499999
13 Nov 2020	0.00 %	0.00 %	0.00 %	0.00 %


TRANSACTIONS

Please check all entries on this statement and promptly inform Westpac of any possible error or unauthorised transaction

DATE	TRANSACTION DESCRIPTION	DEBIT	CREDIT	BALANCE
23/12/22	STATEMENT OPENING BALANCE			63,298.55
31/01/23	Withdrawal-Osko Payment 1636631 Lucia Rocha	5,000.00		58,298.55
13/03/23	Withdrawal Mobile 1628600 Tr Westpac Cho (Lucia)	5,000.00		53,298.55
24/03/23	CLOSING BALANCE			53,298.55

CONVENIENCE AT YOUR FINGERTIPS

Use Online, Mobile or Tablet Banking to pay bills, transfer funds, check your account balances and much more

Statement Period
24 March 2023 - 26 June 2023

Westpac Business One

Account Name
MEIRA CONSTRUCTIONS AUSTRALIA
PTY LIMITED T/AS MEIRA
CONSTRUCTIONS AUSTRALIA PTY LTD
SUPER FUNDCustomer ID
1192 8481 MEIRA CONSTRUCTIONS
AUSTRALI..BSB
032-096 Account Number
557 546

Opening Balance	+ \$53,298.55
Total Credits	+ \$0.00
Total Debits	- \$7,680.69
Closing Balance	+ \$45,617.86

INTEREST RATES (PER ANNUM) ON CREDIT BALANCES

Effective Date	\$0 to \$1999	Over \$1999 to \$9999	Over \$9999 to \$19999	Over \$19999 to \$49999
13 Nov 2020	0.00 %	0.00 %	0.00 %	0.00 %

Effective Date	Over \$49999 to \$99999	Over \$99999 to \$249999	Over \$249999 to \$499999	Over \$499999
13 Nov 2020	0.00 %	0.00 %	0.00 %	0.00 %

TRANSACTIONS

Please check all entries on this statement and promptly inform Westpac of any possible error or unauthorised transaction

DATE	TRANSACTION DESCRIPTION	DEBIT	CREDIT	BALANCE
24/03/23	STATEMENT OPENING BALANCE			53,298.55
24/05/23	Withdrawal Mobile 1882288 Tfr Westpac Cho Pension	7,680.69		45,617.86
26/06/23	CLOSING BALANCE			45,617.86

CONVENIENCE AT YOUR FINGERTIPS

Use Online, Mobile or Tablet Banking to pay bills, transfer funds, check your account balances and much more

Meira Constructions Australia PL ATF Meira Constructions
Australia PL SF
1 Willawa Street
BALGOWLAH NSW 2093
AUSTRALIA

15 July 2023

Investor No. 28011408

Bennelong Concentrated Australian Equities Fund
AMIT Member Annual Statement for the year ending 30 June 2023

Part A: Summary of 2023 tax return (supplementary section) items for a resident individual

Non-Australian residents should seek independent Australian tax advice.

Tax Return (supplementary section)	(AUD) Amount	Tax return label
Non-primary production income		
Share of net income from trusts, less net capital gains, foreign income and franked distributions	547.69	13U
Franked distributions from trusts	3,392.99	13C
Other deductions relating to distributions		13Y
Share of credits from income and tax offsets		
Share of franking credit from franked dividends	1,381.92	13Q
Share of credit for tax file number amounts withheld from interest, dividends and unit trust distributions		13R
Share of credit for tax paid by trustee		13S
Share of credit for foreign resident withholding amounts (excluding capital gains)		13A
Early stage venture capital limited partnership: current year tax offset		T7K
Early stage investor: current year tax offset		T8L
Other refundable tax offsets: Exploration credits		T9P (code E)
Capital gains		
Net capital gains	0.07	18A
Total current year capital gains	0.14	18H
Foreign Entities		
CFC income		19K
Foreign source income and foreign assets or property		
Assessable foreign source income	157.11	20E
Other net foreign source income	157.11	20M
Foreign income tax offset		20O
Australian franking credits from a New Zealand franking company		20F

The amount disclosed as foreign income tax offset in the table above is the gross amount. This has not been reduced proportionately for capital losses or CGT discount applied at the trust level.

Meira Constructions Australia PL ATF Meira Constructions
Australia PL SF
1 Willawa Street
BALGOWLAH NSW 2093
AUSTRALIA

15 July 2023

Investor No. 28011408

Bennelong Concentrated Australian Equities Fund
AMIT Member Annual Statement for the year ending 30 June 2023

Part B: Components of attribution

Australian other income	Cash amount	Tax paid/offsets	Attribution amount
Interest	54.45		54.45
Interest (NR exempt)			
Dividends - Unfranked amount	273.06		273.06
Dividends - Unfranked CFI amount	191.35		191.35
Other domestic income	28.83		28.83
Non-concessional MIT income (NCMI)			
Excluded from Non-concessional MIT income (Excluded NCMI)			
Clean Building MIT income			
Royalty - domestic source			
Early stage venture capital limited partnership: current year tax offset			
Early stage investor: current year tax offset			
Non-primary production income	547.69		547.69
Dividends: Franked amount	2,011.07	1,381.92	3,392.99
Foreign Income	Cash amount	Tax paid/offsets	Attribution amount
Assessable / Other net foreign source income	157.11		157.11
Australian franking credits from a New Zealand franking company			
CFC Income			
Total Foreign Income	157.11		157.11

Meira Constructions Australia PL ATF Meira Constructions
Australia PL SF
1 Willawa Street
BALGOWLAH NSW 2093
AUSTRALIA

15 July 2023

Investor No. 28011408

Bennelong Concentrated Australian Equities Fund
AMIT Member Annual Statement for the year ending 30 June 2023

Capital Gains	Cash amount	Tax paid/offsets	Attribution amount
Discounted Capital Gains (TAP)			
Discounted Capital Gains (TAP) - NCMi			
Discounted Capital Gains (TAP) - Excluded from NCMi			
Discounted Capital Gains (TAP) - Clean Building MIT			
Discounted Capital Gains (NTAP)	0.07		0.07
Discounted Capital Gains (NTAP) - NCMi			
Discounted Capital Gains (NTAP) - Excluded from NCMi			
Capital Gains - Indexation method (TAP)			
Capital Gains - Indexation method (NTAP)			
Capital Gains - Other Method (TAP)			
Capital Gains - Other Method (TAP) - NCMi			
Capital Gains - Other Method (TAP) - Excluded from NCMi			
Capital Gains - Other Method (TAP) - Clean Building MIT			
Capital Gains - Other Method (NTAP)			
Capital Gains - Other Method (NTAP) - NCMi			
Capital Gains - Other Method (NTAP) - Excluded from NCMi			
Net capital gains	0.07		0.07
AMIT CGT Gross up			0.07
Other capital gains distributed	0.07		
Total current year capital gains	0.14		0.14

The capital gains reported at the following item 'Discounted Capital Gains (TAP)' and 'Discounted Capital Gains (NTAP)' are reduced for capital losses or the application of the CGT discount at trust level. The 'Foreign tax paid' amounts reported at these items have not been proportionately reduced for capital losses or the CGT discount, they are reported as a gross amount.

When calculating your Australian capital gains tax obligations and FITO, the capital gains discount amount must be grossed up (noting the foreign tax paid is reported as the grossed-up amount). If you are an individual or trust you are entitled to a CGT discount of 50%, superannuation funds are entitled to a CGT discount of 33.3%.

If you are a company not acting as trustee, you are not eligible to apply the CGT discount.

You are required to calculate the foreign income tax offset (FITO) you can claim for foreign income attributed or distributed to you, under the rules in Division 770 of the ITAA 1997. You must apply the FITO rules to determine the FITO you can claim in your Australian tax return. It is not correct to merely insert the 'foreign tax paid' amount disclosed at Part B of the SDS as the FITO available in your Australian tax return. If you are unsure about how to calculate your FITO, you may need to seek professional advice from a registered tax professional.



Meira Constructions Australia PL ATF Meira Constructions
Australia PL SF
1 Willawa Street
BALGOWLAH NSW 2093
AUSTRALIA

15 July 2023

Investor No. 28011408

Bennelong Concentrated Australian Equities Fund
AMIT Member Annual Statement for the year ending 30 June 2023

Non-assessable amounts	Cash amount		
Net Exempt income			
Non Assessable Non Exempt (NANE)			
Other non-attributable amounts			
Total non-assessable amounts			
	Cash amount	Tax paid/offsets	Attribution amount
Gross cash distribution	2,716.01	1,381.92	4,097.93
TFN amounts withheld			
Non-resident withholding tax amounts withheld			
Net cash distribution	2,716.01		
Cost base details			Amount
AMIT cost base net amount - excess (decrease)			4,097.93
AMIT cost base net amount - shortfall (increase)			4,097.93
Net AMIT cost bases (increase)/decrease			
Additional Capital Gains Information			Amount
Discounted Capital gains (TAP) Affordable Housing			
AMIT CGT Gross up			
Total Grossed Up Discounted Affordable Housing Capital Gains			



Meira Constructions Australia PL ATF Meira Constructions
Australia PL SF
1 Willawa Street
BALGOWLAH NSW 2093
AUSTRALIA

15 July 2023

Investor No. 28011408

Bennelong Concentrated Australian Equities Fund
AMIT Member Annual Statement for the year ending 30 June 2023

Non-resident Investor Reporting	Cash amount	Deemed amount	Attribution amount
Interest	54.45		54.45
Dividends - Unfranked	273.06		273.06
Australian Income			
Non-Concessional MIT Income (NCMI)			
Excluded from Non-Concessional MIT Income (Excluded NCMI)			
Clean Building MIT Income			
Other domestic income	28.83		28.83
Australian CGT (TAP) gains			
Discounted Capital Gains (TAP) (including NTAP losses)			
Discounted Capital Gains (TAP) - Gross up amount			
Discounted Capital Gains (TAP) - NCMI			
Discounted Capital Gains (TAP) - NCMI - Gross up			
Discounted Capital Gains (TAP) - Excluded from NCMI			
Discounted Capital Gains (TAP) - Excluded from NCMI - Gross up			
Discounted Capital Gains (TAP) - Clean Building MIT			
Discounted Capital Gains (TAP) - Clean Building MIT - Gross up			
Capital Gains - Indexation method (TAP)			
Capital Gains - Other Method (TAP) (Including NTAP losses)			
Capital Gains - Other Method (TAP) - NCMI			
Capital Gains - Other Method (TAP) - Excluded from NCMI			
Capital Gains - Other Method (TAP) - Clean Building MIT			
Total fund Payment	28.83		28.83



INTEREST & ESTIMATED DIVIDEND SUMMARY

1 JULY 2022 - 30 JUNE 2023

SHARES - 6166728 - HIN 62554959

MEIRA CONSTRUCTIONS AUSTRALIA PTY. LTD. <MEIRA CONST AUST PL SF A/C>

Estimated Dividend Summary

CBA - COMMONWEALTH BANK FPO (ORDINARY FULLY PAID)

Ex-div date	Payment Date	Type	Dividend per share	Units	Est. Unfranked Amount	Est. Franked Amount	Est. Total Dividend	Est. Franking Credit
22-Feb-2023	30-Mar-2023	Interim	\$2.1000	12,258	\$0.00	\$25,741.80	\$25,741.80	\$11,032.20
17-Aug-2022	29-Sep-2022	Final	\$2.1000	11,997	\$0.00	\$25,193.70	\$25,193.70	\$10,797.30
Sub Total					\$0.00	\$50,935.50	\$50,935.50	\$21,829.50

WBC - WESTPAC BANKING CORP FPO (ORDINARY FULLY PAID)

Ex-div date	Payment Date	Type	Dividend per share	Units	Est. Unfranked Amount	Est. Franked Amount	Est. Total Dividend	Est. Franking Credit
11-May-2023	27-Jun-2023	Interim	\$0.7000	10,048	\$0.00	\$7,033.60	\$7,033.60	\$3,014.40
17-Nov-2022	20-Dec-2022	Final	\$0.6400	9,785	\$0.00	\$6,262.40	\$6,262.40	\$2,683.89
Sub Total					\$0.00	\$13,296.00	\$13,296.00	\$5,698.29
TOTAL					\$0.00	\$64,231.50	\$64,231.50	\$27,527.79

Estimated Interest Received

There are no transactions on this account for the given period.

TOTAL

\$0.00

(1) This is an estimate prepared by AUSIEX based upon units that you hold in accordance with our records. Your actual entitlement will be determined by whether or not a company's share registry shows you as owning shares at the relevant record dates. Amounts that may have been withheld for failing to provide your tax file number to your share registries are not disclosed on this report.

Dividends are estimated by AUSIEX based on the total registered Units held on the Record Date of the dividend. The following fields are estimated in accordance with the calculations outlined below:

- (a) Units = Total registered units of security held on the Record Date of the dividend
- (b) Est. Unfranked Amount = Units X Dividend per security X Unfranked %
- (c) Est. Franked Amount = Units X Dividend per security X Franked %
- (d) Est. Franking Credit = (Est. Franked Amount X company tax rate)/(100 - company tax rate)
- (e) Est. Total Dividend = Units x Dividend per security

(2) If you have total franking credit amounts greater than \$5,000, in order to be eligible to claim the benefit of the franking credit, you must have held the security for at least 45 consecutive days, not including date of purchase and date of sale. Where the 45 day holding requirement has not been satisfied, the holding period rule (also known as the 45 day rule) may apply to deny the franking credits attached to the dividend received in respect of the particular security. If that situation applies to you please speak to your tax adviser.

Please refer to your dividend statement provided by the Share Registry for any foreign tax credits you may be entitled to and breakdown of any trust distribution you may have received.

For details of the components of your ASX listed trust distributions you will need to refer to the Annual Tax Statement issued by the trust manager.

DISCLAIMER

This statement relates to Westpac Share Trading activities which are provided through Westpac Securities Limited ABN 39 087 924 221, AFSL 233723 (Westpac Securities) by Australian Investment Exchange Limited (AUSIEX) ABN 71 076 515 930, AFSL 241400, a Market Participant of ASX Limited and Cboe Australia Pty Ltd, a Clearing Participant of ASX Clear Pty Limited and a Settlement Participant of ASX Settlement Pty Limited.

Information contained in this statement is believed to be accurate at the time the statement is generated. Westpac Securities and its related entities do not accept any liability for any errors or omissions contained in this statement, or any responsibility for any action taken in reliance on this statement. This statement is a summary document only and it is not intended to replace any document which contains information that may be required for taxation purposes. It does not constitute tax advice. Although we can give you information about your accounts, we are unable to give you tax advice. If you need more information to complete your tax return, please consult your accountant or tax adviser to obtain professional tax advice. You should retain your CHESS statements, dividend statements, confirmation contract notes and bank account statements for income tax purposes. If there are any errors in this statement, please contact us on 13 13 31 (within Australia) or +61 2 8241 0208 (outside Australia), Monday to Friday between 8am and 7pm (AEST).

GLOSSARY

Units	The number of registered securities that you own.
Unit Price	The Portfolio Valuation 'Unit Price' is calculated using a 'Reference' Price provided by the ASX which takes into account an adjustment to determine value at Close of Market if the Security does not trade in the Closing Single Price Auction on the Valuation Date. The Unit Price in the Transaction Summary is the average price paid for each unit of stock as detailed in your contract note.
Brokerage	The fee or charge that is paid by you when transacting a buy or sell.

Invoice Date
28 Nov 2022

Invoice Number
INV-9652

TAX INVOICE

Meira Constructions Australia Pty Ltd
Superannuation Fund
1 Willawa Street
BALGOWLAH NSW 2093

Description	Quantity	Unit Price	GST Amount AUD	
SF, Preparation and Lodgement of financial Accounts for the Self-Managed Superannuation Fund for the period ended 30th June 2022.	1.00	1,550.00	10%	1,550.00
ASF, Audit of Self-Managed Superannuation Fund and calculation of minimum pension.	1.00	875.00	10%	875.00
			Subtotal	2,425.00
			Total GST 10%	242.50
			Invoice Total AUD	2,667.50
			Total Net Payments AUD	2,667.50
			Amount Due AUD	0.00

PAYMENT ADVICE

To: Pacific Ridge Capital
PO BOX 613
BALGOWLAH NSW 2093
AUSTRALIA
Due Date: 05 Dec 2022

Pacific Ridge Capital
BSB: 032-101
ACCOUNT NO: 148238

Customer Meira Constructions Australia Pty Ltd
Superannuation Fund

Invoice Number INV-9652

Amount Due 0.00

Due Date 05 Dec 2022

Amount Enclosed

Enter the amount you are paying above



Australian Government

Australian Taxation Office

Agent

MONEYTAX (BROOKVALE)

Client

THE TRUSTEE FOR MEIRA
CONSTRUCTIONS AUSTRALIA
PTY LTD SUPERANNUATION
FUND

ABN

24 639 463 651

TFN

99 268 841

Income tax 551

Date generated	16 October 2023
Overdue	\$0.00
Not yet due	\$0.00
Balance	\$0.00

Transactions

2 results found - from 16 October 2021 to 16 October 2023 sorted by processed date ordered newest to oldest

Processed date	Effective date	Description	Debit (DR)	Credit (CR)	Balance
8 Dec 2022	13 Dec 2022	EFT refund for Income Tax for the period from 01 Jul 21 to 30 Jun 22	\$25,214.22		\$0.00
8 Dec 2022	8 Dec 2022	Tax return Self Man Superfund - Income Tax for the period from 01 Jul 21 to 30 Jun 22		\$25,214.22	\$25,214.22 CR

MEIRA CONSTRUCT...S AUSTRALIA PTY LTD SF

Trial Balance**As At 30 Jun 2023**

	Debit	As at 30 Jun 2022 Credit	Quantity	Debit	As at 30 Jun 2023 Credit	Quantity
Income						
Investment Gains						
Realised Capital Gains						
Managed Investments						
AMP Capital Wholesale Australian Property Fund		\$ 8,868.81		\$	0.00	
Total Managed Investments	\$	8,868.81		\$	0.00	
Total Realised Capital Gains	\$	8,868.81		\$	0.00	
Increase in Market Value						
Managed Investments						
AMP Capital Wholesale Australian Property Fund	\$	0.00		\$	0.00	
Bennelong Concentrated Australian Equities Fund	\$	2,641.81		\$	2,641.81	
Total Managed Investments	\$	2,641.81		\$	2,641.81	
Shares in Listed Companies						
Commonwealth Bank Ltd	\$	120,456.85		\$	120,456.85	
Westpac Banking Corporation	\$	17,427.04		\$	17,427.04	
Westpac Banking Corporation	\$	0.00		\$	0.00	
Total Shares in Listed Companies	\$	137,883.89		\$	137,883.89	
Total Increase in Market Value	\$	140,525.70		\$	140,525.70	
Total Investment Gains	\$	235,808.20		\$	140,525.70	
Investment Income						
Distributions						
Managed Investments						
AMP Capital Wholesale Australian Property Fund	\$	0.00		\$	0.00	
Bennelong Concentrated Australian Equities Fund	\$	4,097.93		\$	4,097.93	
Total Managed Investments	\$	4,097.93		\$	4,097.93	
Total Distributions	\$	4,097.93		\$	4,097.93	
Dividends						
Shares in Listed Companies						
Commonwealth Bank Ltd	\$	72,765.00		\$	72,765.00	
Westpac Banking Corporation	\$	18,994.29		\$	18,994.29	
Westpac Banking Corporation	\$	0.00		\$	0.00	
Total Shares in Listed Companies	\$	91,759.29		\$	91,759.29	
Total Dividends	\$	91,759.29		\$	91,759.29	
Investment Fee Rebate						
Managed Investments						
AMP Capital Wholesale Australian Property Fund	\$	0.00		\$	0.00	
Total Managed Investments	\$	0.00		\$	0.00	
Total Investment Fee Rebate	\$	0.00		\$	0.00	
Total Investment Income	\$	90,429.31		\$	95,857.22	
Total Income	\$	145,378.89		\$	236,382.92	

Expenses**Member Payments**

Pensions Paid						
Ms Lucia Rocha						
Pension 2018	33,787.52		\$	37,680.69		
Total Ms Lucia Rocha	33,787.52		\$	37,680.69		
Total Pensions Paid	33,787.52		\$	37,680.69		
Total Member Payments	33,787.52		\$	37,680.69		

Other Expenses

Accountancy Fee	1,265.00		\$	1,705.00		
-----------------	----------	--	----	----------	--	--

Adviser Fee	\$	482.20		\$	0.00
Auditor Fee	\$	935.00		\$	962.50
Bank Fees					
Cash At Bank					
Westpac Business Finance	\$	1.00		\$	1.00
Total Cash At Bank		37.00		\$	1.00
Total Bank Fees	\$	37.00		\$	1.00
SMSF Superannuation Levy	\$	259.00		\$	259.00
Total Other Expense	\$	2,978.20		\$	2,927.50
Total Expenses	\$	36,765.72		\$	40,608.19

Income Tax**Income Tax Expense**

Excessive Foreign Tax Credit Writeoff Expense				\$	0.00
Total Income Tax Expense		3.83		\$	0.00
Total Income Tax	\$	3.83		\$	0.00

Profit & Loss Clearing Account

Total Profit & Loss Clearing Account	\$	182,148.44		\$	195,774.73
--------------------------------------	----	-------------------	--	----	-------------------

Assets**Investments****Managed Investments**

Bennelong Concentrated Australian Equities Fund	70,268.28930	\$	150,150.20		71,052.50060
Total Managed Investments			\$	150,150.20	

Shares in Listed Companies

Commonwealth Bank of Australia	11,997	\$	1,255,681.21		12,523
Westpac Banking Corporation	9,785	\$	221,530.54		10,381
Total Shares in Listed Companies			\$	1,477,211.75	
Total Investments	\$	1,421,001.44		\$	1,627,361.95

Other Assets**Cash At Bank**

Westpac Business Finance		\$	45,617.86		
Total Cash At Bank		\$	45,617.86		

Receivables**Investment Income Receivable****Distributions****Managed Investments**

Bennelong Concentrated Australian Equities Fund		\$	1,112.70
Total Managed Investments	\$	0.00	\$ 1,112.70

Total Distributions	\$	0.00		\$	1,112.70
---------------------	----	-------------	--	----	-----------------

Total Investment Income Receivable	\$	0.00		\$	1,112.70
------------------------------------	----	-------------	--	----	-----------------

Total Receivables	\$	0.00		\$	1,112.70
-------------------	----	-------------	--	----	-----------------

Current Tax Assets**Franking Credits****Managed Investments**

AMP Capital Wholesale Australian Property Fund		\$	0.00		
Bennelong Concentrated Australian Equities Fund		\$	1,381.92		
Total Managed Investments		\$	1,381.92		

Shares in Listed Companies

Commonwealth Bank of Australia		\$	21,829.50		
Westpac Banking Corporation		\$	5,698.29		
Westpac Banking Corporation		\$			0.00
Total Shares in Listed Companies		\$	27,527.79		
Total Franking Credits	\$	25,473.22		\$	28,909.71

Foreign Tax Credits				
Managed Investments				
Belong Concentrated Australian Equities Fund			\$	0.00
Total Managed Investments			\$	0.00
Total Foreign Tax Credits	3.83		\$	0.00
Excessive Foreign Tax Credit Write-off	3.83		\$	0.00
Total Current Tax Assets	25,473.22		\$	28,909.71
Total Other Assets	\$ 86,226.05		\$	75,640.27
Total Assets	\$ 1,507,227.49		\$	1,703,002.22

Liabilities

Total Liabilities		\$ 0.00	\$	0.00
-------------------	--	---------	----	------

Member Entitlements**Member Entitlement Accounts**

Ms Lucia Rocha				
Pension 2018	\$ 1,507,227.49		\$	1,703,002.22
Total Ms Lucia Rocha	\$ 1,507,227.49		\$	1,703,002.22
Total Member Entitlement Accounts	\$ 1,507,227.49		\$	1,703,002.22
Total Member Entitlements	\$ 1,507,227.49		\$	1,703,002.22
Net Total	\$ 1,779,805.24	\$ 1,779,805.24	\$ 1,939,385.14	\$ 1,939,385.14