
Workpapers - 2022 Financial Year

Philip Nim-Dixon Super Fund

Preparer: Steven Lee

Reviewer: Sandra Lee

Printed: 14 June 2023

Lead Schedule

2022 Financial Year

Code	Workpaper	CY Balance	LY Balance	Change	Status
24200	Contributions	(\$1,325.00)		100%	Completed
24700	Changes in Market Values of Investments	\$58,189.09		100%	Completed
25000	Interest Received	(\$2.03)		100%	Completed
28500	Transfers In	(\$100,000.00)		100%	Completed
30100	Accountancy Fees	\$262.50		100%	Completed
30700	Auditor's Remuneration	\$262.50		100%	Completed
33200	Formation Expenses Written Off	\$800.00		100%	Completed
37500	Investment Expenses	\$5,500.00		100%	Completed
48500	Income Tax Expense	(\$5,876.99)		100%	Completed
49000	Profit/Loss Allocation Account	\$42,189.93		100%	Completed
50000	Members	(\$42,189.93)		100%	Completed
60400	Bank Accounts	\$1,000.22		100%	Completed
77600	Shares in Listed Companies (Australian)	\$35,312.72		100%	Completed
85000	Income Tax Payable /Refundable	(\$1,632.60)		100%	Completed
89000	Deferred Tax Liability/Asset	\$7,509.59		100%	Completed
A	Financial Statements				Completed
B	Permanent Documents				Completed

Code	Workpaper	CY Balance	LY Balance	Change	Status
C	Other Documents				Completed
D	Pension Documentation				Completed
E	Estate Planning				Completed

24200 - Contributions

2022 Financial Year

Preparer Steven Lee

Reviewer Sandra Lee

Status Completed

Account Code	Description	CY Balance	LY Balance	Change
NIMPHI00001A	(Contributions) Nim-Dixon, Philip - Accumulation (Accumulation)	(\$1,325.00)		100%
TOTAL		CY Balance	LY Balance	
		(\$1,325.00)		

Supporting Documents

- Contributions Breakdown Report [Report](#)

Standard Checklist

- Attach copies of S290-170 notices (if necessary)
- Attach copy of Contributions Breakdown Report
- Attach SuperStream Contribution Data Report
- Check Fund is registered for SuperStream (if necessary)
- Ensure all Contributions have been allocated from Bank Accounts
- Ensure Work Test is satisfied if members are over 65

Philip Nim-Dixon Super Fund

Contributions Breakdown Report

For The Period 01 July 2021 - 30 June 2022

Summary

Member	D.O.B	Age (at 30/06/2021)	Total Super Balance (at 30/06/2021) *1	Concessional	Non-Concessional	Other	Reserves	Total
Nim-Dixon, Philip	Provided	51	0.00	0.00	1,325.00	0.00	0.00	1,325.00
All Members				0.00	1,325.00	0.00	0.00	1,325.00

*1 TSB can include information external to current fund's transaction records. The amount is per individual across all funds.

Contribution Caps

Member	Contribution Type	Contributions	Cap	Current Position
Nim-Dixon, Philip	Concessional	0.00	102,500.00	102,500.00 Below Cap
	(5 year carry forward cap available)			
	Non-Concessional	1,325.00	110,000.00	108,675.00 Below Cap

Carry Forward Unused Concessional Contribution Cap

Member	2017	2018	2019	2020	2021	2022	Current Position
Nim-Dixon, Philip							
Concessional Contribution Cap	30,000.00	25,000.00	25,000.00	25,000.00	25,000.00	27,500.00	
Concessional Contribution	0.00	0.00	0.00	0.00	0.00	0.00	
Unused Concessional Contribution	0.00	0.00	25,000.00	25,000.00	25,000.00	27,500.00	
Cumulative Carry Forward Unused	N/A	N/A	0.00	25,000.00	50,000.00	75,000.00	
Maximum Cap Available	30,000.00	25,000.00	25,000.00	50,000.00	75,000.00	102,500.00	102,500.00 Below Cap
Total Super Balance	0.00	0.00	0.00	0.00	0.00	0.00	

NCC Bring Forward Caps

Member	Bring Forward Cap	2019	2020	2021	2022	Total	Current Position
Nim-Dixon, Philip	N/A	0.00	0.00	0.00	1,325.00	N/A	Bring Forward Not Triggered

Nim-Dixon, Philip

Date	Transaction Description	Ledger Data				SuperStream Data					
		Contribution Type	Concessional	Non-Concession	Other	Reserves	Contribution	Employer	Concessional	Non-Concess	Other
01/07/2021	SH fee paid by member`	Personal - Non-Concessional		1,325.00							
Total - Nim-Dixon, Philip			0.00	1,325.00	0.00	0.00			0.00	0.00	0.00
Total for All Members			0.00	1,325.00	0.00	0.00					

24700 - Changes in Market Values of Investments

2022 Financial Year

Preparer Steven Lee

Reviewer Sandra Lee

Status Completed

Account Code	Description	CY Balance	LY Balance	Change
24700	Changes in Market Values of Investments	\$58,189.09		100%
TOTAL		CY Balance	LY Balance	
		\$58,189.09		

Supporting Documents

- Net Capital Gains Reconciliation [Report](#)
- Realised Capital Gain Report [Report](#)
- Market Movement [Report](#)

Standard Checklist

- Attach copies of Source Documentation (Contract Notes, Broker Statements, Chess Statements, Contracts of Sale, Managed Fund Statements etc)
- Attach copy of Market Movement report
- Attach copy of Net Capital Gains Reconciliation
- Attach copy of Realised Capital Gain Report
- Ensure all Asset Disposals have been entered
- Ensure all Market Values have been entered for June 30
- Ensure all Tax Deferred Distributions have been entered

Philip Nim-Dixon Super Fund

Market Movement Report

As at 30 June 2022

Investment	Date	Description	Unrealised				Realised			Total
			Units	Accounting Cost Movement	Market Movement	Depreciation	Balance	Consideration	Accounting Cost Base	
ACB.AX - A-cap Energy Limited										
	16/11/2021	Purchase	64,387.00	9,999.94	0.00	0.00	9,999.94	0.00	0.00	0.00
	19/11/2021	Disposal	(64,387.00)	(9,999.94)	0.00	0.00	0.00	11,247.78	9,999.94	1,247.84
	30/06/2022		0.00	0.00	0.00	0.00	0.00	11,247.78	9,999.94	1,247.84
AGE.AX - Alligator Energy Limited										
	16/11/2021	Purchase	123,421.00	9,399.95	0.00	0.00	9,399.95	0.00	0.00	0.00
	16/11/2021	Purchase	10,000.00	774.95	0.00	0.00	10,174.90	0.00	0.00	0.00
	17/11/2021	Disposal	(133,421.00)	(10,174.90)	0.00	0.00	0.00	10,253.47	10,174.90	78.57
	30/06/2022		0.00	0.00	0.00	0.00	0.00	10,253.47	10,174.90	78.57
DEG.AX - De Grey Mining Limited										
	24/09/2021	Purchase	9,689.00	9,999.62	0.00	0.00	9,999.62	0.00	0.00	0.00
	29/09/2021	Purchase	4,863.00	4,780.69	0.00	0.00	14,780.31	0.00	0.00	0.00
	13/10/2021	Purchase	7,766.00	10,038.04	0.00	0.00	24,818.35	0.00	0.00	0.00
	19/11/2021	Disposal	(10,000.00)	(12,343.66)	0.00	0.00	12,474.69	12,130.05	12,343.66	(213.61)
	22/11/2021	Disposal	(3,775.00)	(3,896.02)	0.00	0.00	8,578.67	4,861.09	3,896.02	965.07
	26/11/2021	Disposal	(8,543.00)	(8,578.67)	0.00	0.00	0.00	10,530.66	8,578.67	1,951.99
	30/06/2022		0.00	0.00	0.00	0.00	0.00	27,521.80	24,818.35	2,703.45
ECT.AX - Environmental Clean Technologies Limited.										
	17/11/2021	Purchase	295,214.00	21,869.88	0.00	0.00	21,869.88	0.00	0.00	0.00
	17/11/2021	Purchase	172,000.00	12,059.95	0.00	0.00	33,929.83	0.00	0.00	0.00
	17/11/2021	Purchase	135,942.00	8,448.35	0.00	0.00	42,378.18	0.00	0.00	0.00
	17/11/2021	Disposal	(154,154.00)	(11,419.95)	0.00	0.00	30,958.23	10,924.98	11,419.95	(494.97)
	18/11/2021	Disposal	(105,263.00)	(7,798.04)	0.00	0.00	23,160.19	9,980.04	7,798.04	2,182.00
	18/11/2021	Disposal	(117,647.00)	(8,390.89)	0.00	0.00	14,769.30	9,980.05	8,390.89	1,589.16
	22/11/2021	Purchase	299,424.00	16,787.69	0.00	0.00	31,556.99	0.00	0.00	0.00
	19/01/2022	Purchase	329,597.00	10,567.05	0.00	0.00	42,124.04	0.00	0.00	0.00
	30/06/2022	Revaluation	0.00	0.00	(30,152.46)	0.00	11,971.58	0.00	0.00	0.00
	30/06/2022		855,113.00	42,124.04	(30,152.46)	0.00	11,971.58	30,885.07	27,608.88	3,276.19
FMG.AX - Fortescue Metals Group Ltd										
	01/10/2021	Purchase	1,010.00	14,967.95	0.00	0.00	14,967.95	0.00	0.00	0.00
	12/10/2021	Disposal	(1,010.00)	(14,967.95)	0.00	0.00	0.00	14,342.25	14,967.95	(625.70)
	30/06/2022		0.00	0.00	0.00	0.00	0.00	14,342.25	14,967.95	(625.70)

Philip Nim-Dixon Super Fund

Market Movement Report

As at 30 June 2022

Investment	Date	Description	Unrealised				Realised			Total
			Units	Accounting Cost Movement	Market Movement	Depreciation	Balance	Consideration	Accounting Cost Base	
HZR.AX - Hazer Group Limited										
	29/09/2021	Purchase	10,183.00	9,999.29	0.00	0.00	9,999.29	0.00	0.00	0.00
	21/10/2021	Purchase	10,000.00	14,369.95	0.00	0.00	24,369.24	0.00	0.00	0.00
	03/11/2021	Disposal	(5,000.00)	(7,184.97)	0.00	0.00	17,184.27	7,280.05	7,184.97	95.08
	03/11/2021	Disposal	(5,000.00)	(7,184.97)	0.00	0.00	9,999.30	7,280.05	7,184.97	95.08
	03/11/2021	Disposal	(10,183.00)	(9,999.29)	0.00	0.00	0.01	14,847.23	9,999.29	4,847.94
	15/11/2021	Purchase	5,940.00	9,969.45	0.00	0.00	9,969.46	0.00	0.00	0.00
	16/11/2021	Disposal	(5,940.00)	(9,969.45)	0.00	0.00	0.01	10,256.25	9,969.45	286.80
	30/06/2022	Revaluation	0.00	0.00	(0.01)	0.00	0.00	0.00	0.00	0.00
	30/06/2022		0.00	0.01	(0.01)	0.00	0.00	39,663.58	34,338.68	5,324.90
LMG.AX - Latrobe Magnesium Limited										
	19/11/2021	Purchase	235,642.00	30,667.15	0.00	0.00	30,667.15	0.00	0.00	0.00
	30/06/2022	Revaluation	0.00	0.00	(16,528.63)	0.00	14,138.52	0.00	0.00	0.00
	30/06/2022		235,642.00	30,667.15	(16,528.63)	0.00	14,138.52	0.00	0.00	0.00
PAN.AX - Panoramic Resources Limited										
	24/09/2021	Purchase	73,073.00	14,999.92	0.00	0.00	14,999.92	0.00	0.00	0.00
	19/11/2021	Disposal	(73,073.00)	(14,999.92)	0.00	0.00	0.00	16,786.84	14,999.92	1,786.92
	30/06/2022		0.00	0.00	0.00	0.00	0.00	16,786.84	14,999.92	1,786.92
RBL.AX - Redbubble Limited										
	11/10/2021	Purchase	911.00	3,996.02	0.00	0.00	3,996.02	0.00	0.00	0.00
	12/10/2021	Purchase	1,349.00	6,023.00	0.00	0.00	10,019.02	0.00	0.00	0.00
	17/11/2021	Disposal	(2,260.00)	(10,019.02)	0.00	0.00	0.00	8,477.65	10,019.02	(1,541.37)
	30/06/2022		0.00	0.00	0.00	0.00	0.00	8,477.65	10,019.02	(1,541.37)
RMS.AX - Ramelius Resources Limited										
	24/09/2021	Purchase	10,586.00	15,052.07	0.00	0.00	15,052.07	0.00	0.00	0.00
	11/10/2021	Disposal	(10,586.00)	(15,052.07)	0.00	0.00	0.00	15,806.12	15,052.07	754.05
	30/06/2022		0.00	0.00	0.00	0.00	0.00	15,806.12	15,052.07	754.05
RNE.AX - Renu Energy Limited										
	18/11/2021	Purchase	153,386.00	19,960.13	0.00	0.00	19,960.13	0.00	0.00	0.00
	19/11/2021	Purchase	153,368.00	17,657.27	0.00	0.00	37,617.40	0.00	0.00	0.00
	30/06/2022	Revaluation	0.00	0.00	(28,414.78)	0.00	9,202.62	0.00	0.00	0.00
	30/06/2022		306,754.00	37,617.40	(28,414.78)	0.00	9,202.62	0.00	0.00	0.00

Philip Nim-Dixon Super Fund

Market Movement Report

As at 30 June 2022

Investment	Date	Description	Unrealised				Realised			Total	
			Units	Accounting Cost Movement	Market Movement	Depreciation	Balance	Consideration	Accounting Cost Base		Accounting Profit/(loss)
SPN.AX - Sparc Technologies Limited											
	08/11/2021	Purchase	7,000.00	9,749.95	0.00	0.00	9,749.95	0.00	0.00	0.00	
	11/11/2021	Disposal	(7,000.00)	(9,749.95)	0.00	0.00	0.00	10,235.05	9,749.95	485.10	
	15/11/2021	Purchase	5,544.00	8,419.11	0.00	0.00	8,419.11	0.00	0.00	0.00	
	16/11/2021	Disposal	(2,000.00)	(3,037.20)	0.00	0.00	5,381.91	3,575.05	3,037.20	537.85	
	16/11/2021	Disposal	(3,544.00)	(5,381.91)	0.00	0.00	0.00	6,323.81	5,381.91	941.90	
	30/06/2022		0.00	0.00	0.00	0.00	0.00	20,133.91	18,169.06	1,964.85	
SSM.AX - Service Stream Limited											
	29/09/2021	Purchase	12,097.00	9,999.98	0.00	0.00	9,999.98	0.00	0.00	0.00	
	13/10/2021	Purchase	16,552.00	14,999.14	0.00	0.00	24,999.12	0.00	0.00	0.00	
	19/10/2021	Disposal	(16,552.00)	(14,999.14)	0.00	0.00	9,999.98	15,373.41	14,999.14	374.27	
	16/11/2021	Disposal	(12,097.00)	(9,999.98)	0.00	0.00	0.00	10,564.93	9,999.98	564.95	
	30/06/2022		0.00	0.00	0.00	0.00	0.00	25,938.34	24,999.12	939.22	
SYA.AX - Sayona Mining Limited											
	05/11/2021	Purchase	93,625.00	14,999.95	0.00	0.00	14,999.95	0.00	0.00	0.00	
	09/11/2021	Purchase	32,276.00	4,856.35	0.00	0.00	19,856.30	0.00	0.00	0.00	
	18/11/2021	Disposal	(125,901.00)	(19,856.30)	0.00	0.00	0.00	20,122.01	19,856.30	265.71	
	30/06/2022		0.00	0.00	0.00	0.00	0.00	20,122.01	19,856.30	265.71	
WGX.AX - Westgold Resources Limited.											
	22/10/2021	Purchase	5,000.00	9,597.89	0.00	0.00	9,597.89	0.00	0.00	0.00	
	11/11/2021	Disposal	(5,000.00)	(9,597.89)	0.00	0.00	0.00	10,330.05	9,597.89	732.16	
	30/06/2022		0.00	0.00	0.00	0.00	0.00	10,330.05	9,597.89	732.16	
Total Market Movement					(75,095.88)					16,906.79	(58,189.09)

Philip Nim-Dixon Super Fund

Capital Gains Reconciliation Report

For The Period 01 July 2021 - 30 June 2022

	Total	Discounted	Indexed	Other	Notional
Losses available to offset					
Current year capital losses	3,322.75				
Current year capital losses - Collectables	0.00				
Total Losses Available	3,322.75				
Total Losses Available - Collectables	0.00				
Capital Gains					
Capital gains from disposal of assets	20,229.54	0.00	0.00	20,229.54	0.00
Capital gains from disposal of assets - Collectables	0.00	0.00	0.00	0.00	0.00
Capital gains from trust distributions	0.00	0.00	0.00	0.00	0.00
Capital Gains Before Losses applied	20,229.54	0.00	0.00	20,229.54	0.00
Losses and discount applied					
Losses applied	3,322.75	0.00	0.00	3,322.75	0.00
Losses applied - Collectables	0.00	0.00	0.00	0.00	0.00
Capital gains after losses applied	16,906.79	0.00	0.00	16,906.79	0.00
Capital gains after losses applied - Collectables	0.00	0.00	0.00	0.00	0.00
CGT Discount applied	0.00				
CGT Discount applied - Collectables	0.00				
Net Capital Gain					
Net capital gain	16,906.79				
Net capital gain - Collectables	0.00				
Total Net Capital Gain (11A)	16,906.79				

Philip Nim-Dixon Super Fund

Capital Gains Reconciliation Report

For The Period 01 July 2021 - 30 June 2022

	Total	Discounted	Indexed	Other	Notional
Net Capital Losses Carried Forward to later income					
Net Capital Losses Carried Forward to later income years	0.00				
Net Capital Losses Carried Forward to later income years - Collectables	0.00				
Total Net Capital Losses Carried Forward to later income years (14V)	0.00				

Note

Refer to Realised Gains Report for details of Disposals at a Security level

Refer to Distribution Reconciliation Report for Trust Distribution details at a Security level

Philip Nim-Dixon Super Fund

Realised Capital Gains Report

For The Period 01 July 2021 - 30 June 2022

Investment		Accounting Treatment				Tax Treatment						
Purchase Contract Date	Disposal Contract Date	Units	Cost	Proceeds	Accounting Profit/(Loss)	Adjusted Cost Base	Reduced Cost Base	Indexed Cost Base	Indexed Gains	Discounted Gains (Gross)	Other Gains	Capital Loss
Shares in Listed Companies (Australian)												
ACB.AX - A-cap Energy Limited												
16/11/2021	19/11/2021	64,387.00	9,999.94	11,247.78	1,247.84	9,999.94	9,999.94	0.00	0.00	0.00	1,247.84	0.00
		64,387.00	9,999.94	11,247.78	1,247.84	9,999.94	9,999.94	0.00	0.00	0.00	1,247.84	0.00
AGE.AX - Alligator Energy Limited												
16/11/2021	17/11/2021	123,421.00	9,399.95	9,484.97	85.02	9,399.95	9,399.95	0.00	0.00	0.00	85.02	0.00
16/11/2021	17/11/2021	10,000.00	774.95	768.50	(6.45)	774.95	774.95	0.00	0.00	0.00	0.00	(6.45)
		133,421.00	10,174.90	10,253.47	78.57	10,174.90	10,174.90	0.00	0.00	0.00	85.02	(6.45)
DEG.AX - De Grey Mining Limited												
13/10/2021	19/11/2021	7,766.00	10,038.04	9,420.20	(617.84)	10,038.04	10,038.04	0.00	0.00	0.00	0.00	(617.84)
24/09/2021	19/11/2021	2,234.00	2,305.62	2,709.85	404.23	2,305.62	2,305.62	0.00	0.00	0.00	404.23	0.00
		10,000.00	12,343.66	12,130.05	(213.61)	12,343.66	12,343.66	0.00	0.00	0.00	404.23	(617.84)
24/09/2021	22/11/2021	3,775.00	3,896.02	4,861.09	965.07	3,896.02	3,896.02	0.00	0.00	0.00	965.07	0.00
		3,775.00	3,896.02	4,861.09	965.07	3,896.02	3,896.02	0.00	0.00	0.00	965.07	0.00
24/09/2021	26/11/2021	3,680.00	3,797.98	4,536.21	738.23	3,797.98	3,797.98	0.00	0.00	0.00	738.23	0.00
29/09/2021	26/11/2021	4,863.00	4,780.69	5,994.45	1,213.76	4,780.69	4,780.69	0.00	0.00	0.00	1,213.76	0.00
		8,543.00	8,578.67	10,530.66	1,951.99	8,578.67	8,578.67	0.00	0.00	0.00	1,951.99	0.00
ECT.AX - Environmental Clean Technologies Limited.												
17/11/2021	17/11/2021	154,154.00	11,419.95	10,924.98	(494.97)	11,419.95	11,419.95	0.00	0.00	0.00	0.00	(494.97)
		154,154.00	11,419.95	10,924.98	(494.97)	11,419.95	11,419.95	0.00	0.00	0.00	0.00	(494.97)
17/11/2021	18/11/2021	105,263.00	7,798.04	9,980.04	2,182.00	7,798.04	7,798.04	0.00	0.00	0.00	2,182.00	0.00

Philip Nim-Dixon Super Fund

Realised Capital Gains Report

For The Period 01 July 2021 - 30 June 2022

Investment		Accounting Treatment				Tax Treatment						
Purchase Contract Date	Disposal Contract Date	Units	Cost	Proceeds	Accounting Profit/(Loss)	Adjusted Cost Base	Reduced Cost Base	Indexed Cost Base	Indexed Gains	Discounted Gains (Gross)	Other Gains	Capital Loss
Shares in Listed Companies (Australian)												
		105,263.00	7,798.04	9,980.04	2,182.00	7,798.04	7,798.04	0.00	0.00	0.00	2,182.00	0.00
17/11/2021	18/11/2021	35,797.00	2,651.89	3,036.68	384.78	2,651.89	2,651.89	0.00	0.00	0.00	384.78	0.00
17/11/2021	18/11/2021	81,850.00	5,738.99	6,943.37	1,204.38	5,738.99	5,738.99	0.00	0.00	0.00	1,204.38	0.00
		117,647.00	8,390.88	9,980.05	1,589.16	8,390.88	8,390.88	0.00	0.00	0.00	1,589.16	0.00
FMG.AX - Fortescue Metals Group Ltd												
01/10/2021	12/10/2021	1,010.00	14,967.95	14,342.25	(625.70)	14,967.95	14,967.95	0.00	0.00	0.00	0.00	(625.70)
		1,010.00	14,967.95	14,342.25	(625.70)	14,967.95	14,967.95	0.00	0.00	0.00	0.00	(625.70)
HZR.AX - Hazer Group Limited												
21/10/2021	03/11/2021	5,000.00	7,184.98	7,280.05	95.08	7,184.98	7,184.98	0.00	0.00	0.00	95.08	0.00
		5,000.00	7,184.98	7,280.05	95.08	7,184.98	7,184.98	0.00	0.00	0.00	95.08	0.00
21/10/2021	03/11/2021	5,000.00	7,184.98	7,280.05	95.08	7,184.98	7,184.98	0.00	0.00	0.00	95.08	0.00
		5,000.00	7,184.98	7,280.05	95.08	7,184.98	7,184.98	0.00	0.00	0.00	95.08	0.00
15/11/2021	16/11/2021	5,940.00	9,969.45	10,256.25	286.80	9,969.45	9,969.45	0.00	0.00	0.00	286.80	0.00
		5,940.00	9,969.45	10,256.25	286.80	9,969.45	9,969.45	0.00	0.00	0.00	286.80	0.00
29/09/2021	03/11/2021	10,183.00	9,999.29	14,847.23	4,847.94	9,999.29	9,999.29	0.00	0.00	0.00	4,847.94	0.00
		10,183.00	9,999.29	14,847.23	4,847.94	9,999.29	9,999.29	0.00	0.00	0.00	4,847.94	0.00
PAN.AX - Panoramic Resources Limited												
24/09/2021	19/11/2021	73,073.00	14,999.92	16,786.84	1,786.92	14,999.92	14,999.92	0.00	0.00	0.00	1,786.92	0.00
		73,073.00	14,999.92	16,786.84	1,786.92	14,999.92	14,999.92	0.00	0.00	0.00	1,786.92	0.00
RBL.AX - Redbubble Limited												

Philip Nim-Dixon Super Fund

Realised Capital Gains Report

For The Period 01 July 2021 - 30 June 2022

Investment		Accounting Treatment				Tax Treatment						
Purchase Contract Date	Disposal Contract Date	Units	Cost	Proceeds	Accounting Profit/(Loss)	Adjusted Cost Base	Reduced Cost Base	Indexed Cost Base	Indexed Gains	Discounted Gains (Gross)	Other Gains	Capital Loss
Shares in Listed Companies (Australian)												
11/10/2021	17/11/2021	911.00	3,996.02	3,417.32	(578.70)	3,996.02	3,996.02	0.00	0.00	0.00	0.00	(578.70)
12/10/2021	17/11/2021	1,349.00	6,023.00	5,060.33	(962.67)	6,023.00	6,023.00	0.00	0.00	0.00	0.00	(962.67)
		2,260.00	10,019.02	8,477.65	(1,541.37)	10,019.02	10,019.02	0.00	0.00	0.00	0.00	(1,541.37)
RMS.AX - Ramelius Resources Limited												
24/09/2021	11/10/2021	10,586.00	15,052.07	15,806.12	754.05	15,052.07	15,052.07	0.00	0.00	0.00	754.05	0.00
		10,586.00	15,052.07	15,806.12	754.05	15,052.07	15,052.07	0.00	0.00	0.00	754.05	0.00
SPN.AX - Sparc Technologies Limited												
08/11/2021	11/11/2021	7,000.00	9,749.95	10,235.05	485.10	9,749.95	9,749.95	0.00	0.00	0.00	485.10	0.00
		7,000.00	9,749.95	10,235.05	485.10	9,749.95	9,749.95	0.00	0.00	0.00	485.10	0.00
15/11/2021	16/11/2021	2,000.00	3,037.20	3,575.05	537.85	3,037.20	3,037.20	0.00	0.00	0.00	537.85	0.00
		2,000.00	3,037.20	3,575.05	537.85	3,037.20	3,037.20	0.00	0.00	0.00	537.85	0.00
15/11/2021	16/11/2021	3,544.00	5,381.91	6,323.81	941.90	5,381.91	5,381.91	0.00	0.00	0.00	941.90	0.00
		3,544.00	5,381.91	6,323.81	941.90	5,381.91	5,381.91	0.00	0.00	0.00	941.90	0.00
SSM.AX - Service Stream Limited												
13/10/2021	19/10/2021	16,552.00	14,999.14	15,373.41	374.27	14,999.14	14,999.14	0.00	0.00	0.00	374.27	0.00
		16,552.00	14,999.14	15,373.41	374.27	14,999.14	14,999.14	0.00	0.00	0.00	374.27	0.00
29/09/2021	16/11/2021	12,097.00	9,999.98	10,564.93	564.95	9,999.98	9,999.98	0.00	0.00	0.00	564.95	0.00
		12,097.00	9,999.98	10,564.93	564.95	9,999.98	9,999.98	0.00	0.00	0.00	564.95	0.00
SYA.AX - Sayona Mining Limited												
05/11/2021	18/11/2021	93,625.00	14,999.95	14,963.53	(36.42)	14,999.95	14,999.95	0.00	0.00	0.00	0.00	(36.42)

Philip Nim-Dixon Super Fund
Realised Capital Gains Report

For The Period 01 July 2021 - 30 June 2022

Investment		Accounting Treatment				Tax Treatment						
Purchase Contract Date	Disposal Contract Date	Units	Cost	Proceeds	Accounting Profit/(Loss)	Adjusted Cost Base	Reduced Cost Base	Indexed Cost Base	Indexed Gains	Discounted Gains (Gross)	Other Gains	Capital Loss
Shares in Listed Companies (Australian)												
09/11/2021	18/11/2021	32,276.00	4,856.35	5,158.48	302.13	4,856.35	4,856.35	0.00	0.00	0.00	302.13	0.00
		125,901.00	19,856.30	20,122.01	265.71	19,856.30	19,856.30	0.00	0.00	0.00	302.13	(36.42)
WGX.AX - Westgold Resources Limited.												
22/10/2021	11/11/2021	5,000.00	9,597.89	10,330.05	732.16	9,597.89	9,597.89	0.00	0.00	0.00	732.16	0.00
		5,000.00	9,597.89	10,330.05	732.16	9,597.89	9,597.89	0.00	0.00	0.00	732.16	0.00
		882,336.00	234,602.09	251,508.87	16,906.79	234,602.09	234,602.09	0.00	0.00	0.00	20,229.54	(3,322.75)
		882,336.00	234,602.09	251,508.87	16,906.79	234,602.09	234,602.09	0.00	0.00	0.00	20,229.54	(3,322.75)

25000 - Interest Received

2022 Financial Year

Preparer Steven Lee

Reviewer Sandra Lee

Status Completed

Account Code	Description	CY Balance	LY Balance	Change
NAB305082875	Nabtrade Cash Account ***875	(\$2.03)		100%
TOTAL		CY Balance	LY Balance	
		(\$2.03)		

Supporting Documents

- Interest Reconciliation Report [Report](#)

Standard Checklist

- Attach Interest Reconciliation Report
- Ensure all interest has been recorded from Bank Statements
- Review Statements to ensure all TFN withheld has been input

Philip Nim-Dixon Super Fund
Interest Reconciliation Report

For The Period 01 July 2021 - 30 June 2022

Date	Payment Amount	Gross Interest	TFN Withheld	Foreign Income	Foreign Credits
Bank Accounts					
NAB305082875 Nabtrade Cash Account ***875					
30/09/2021	0.73	0.73			
29/10/2021	0.38	0.38			
30/11/2021	0.42	0.42			
31/12/2021	0.31	0.31			
31/01/2022	0.19	0.19			
	2.03	2.03			
	2.03	2.03			
TOTAL	2.03	2.03			

Tax Return Reconciliation

	Totals	Tax Return Label
Gross Interest	2.03	11C

28500 - Transfers In

2022 Financial Year

Preparer Steven Lee

Reviewer Sandra Lee

Status Completed

Account Code	Description	CY Balance	LY Balance	Change
NIMPFI00001A	(Transfers In) Nim-Dixon, Philip - Accumulation (Accumulation)	(\$100,000.00)		100%
TOTAL		CY Balance	LY Balance	
		(\$100,000.00)		

Supporting Documents

- General Ledger [Report](#)
- Rollover_Benefit_Statement.pdf [NIMPFI00001A](#)

Standard Checklist

- Attached copies of all Transfer Statements and Rollover Benefits Statements

Philip Nim-Dixon Super Fund

General Ledger

As at 30 June 2022

Transaction Date	Description	Units	Debit	Credit	Balance \$
Transfers In (28500)					
(Transfers In) Nim-Dixon, Philip - Accumulation (NIMPHI00001A)					
04/08/2021	005737505 Hesta 310647			100,000.00	100,000.00 CR
				100,000.00	100,000.00 CR

Total Debits: 0.00

Total Credits: 100,000.00

04 August 2021



000017

Philip Nim-Dixon Super Fund
PO Box 1906
MACQUARIE CENTRE NSW 2113

Member name: Philip Nim-Dixon
Member number: 15176275

Dear Sir/Madam

If you have any questions, contact us on **1800 813 327** or email us at hesta@hesta.com.au
When contacting us, please quote your HESTA member number.

Kind regards



Clementine Penninger
Head of Client Operations - HESTA

Rollover benefits statement

Section A: Receiving fund

1 **Australian business number (ABN)**

2 **Fund name**

3 **Postal address**

Suburb/town/locality State/territory Postcode
Country if outside Australia

4 (a) **Unique Superannuation Identifier (USI)**
(b) **Member Client Identifier**

Section B: Member details

5 **Tax file number (TFN)**

6 **Full name**
Title
Family name
First given name Other given names

7 **Residential address**
Street address

Suburb/town/locality State/territory Postcode
Country if outside Australia

8 **Date of birth** Day/Month/Year

9 **Sex** Male Female

10 **Daytime phone number (include area Code)**

11 **Email address (if applicable)**

Section C: Rollover transaction details

12	Service period start date	Day/Month/Year	27/03/2006
13	Tax components:		
	Tax-free component	\$	2,393.86
	KiwiSaver tax-free component	\$	0.00
	Taxable component:		
	Element taxed in the fund	\$	97,606.14
	Element untaxed in the fund	\$	0.00
	TOTAL Tax components	\$	100,000.00
14	Preservation amounts:		
	Preserved amount	\$	100,000.00
	KiwiSaver preserved amount	\$	0.00
	Restricted non-preserved amount	\$	0.00
	Unrestricted non-preserved amount	\$	0.00
	TOTAL Preservation amounts	\$	100,000.00

Section D: Non-complying funds

15 Contributions made to a non-complying fund on or after 10 May 2006 \$ 0.00

Section E: Transferring fund

16	Fund's ABN	64 971 749 321
17	Fund's name	HESTA
18	Contact name	HESTA Contact Centre
19	Daytime phone number (include area Code)	1800 813 327
20	Email address (if applicable)	hesta@hesta.com.au

Section F: Declaration

AUTHORISED REPRESENTATIVE DECLARATION:

Complete this declaration if you are an authorised representative of the superannuation fund or other provider shown in section E.

I declare that:

- I have prepared the statement with the information supplied by the superannuation provider
- I have received a declaration made by the superannuation provider that the information provided to me for the preparation of this statement is true and correct
- I am authorised by the superannuation provider to give the information in the statement to the ATO.

Name

Joe Nekic

Authorised representative signature

Joe Nekic

Day / Month / Year

Date

03/08/2021

30100 - Accountancy Fees

2022 Financial Year

Preparer Steven Lee

Reviewer Sandra Lee

Status Completed

Account Code	Description	CY Balance	LY Balance	Change
30100	Accountancy Fees	\$262.50		100%
TOTAL		CY Balance	LY Balance	
		\$262.50		

Supporting Documents

- General Ledger [Report](#)

Standard Checklist

- Attach all source documentation
- Ensure all Transactions have been entered

Philip Nim-Dixon Super Fund

General Ledger

As at 30 June 2022

Transaction Date	Description	Units	Debit	Credit	Balance \$
Accountancy Fees (30100)					
<u>Accountancy Fees (30100)</u>					
01/07/2021	SH fee paid by member`		262.50		262.50 DR
			262.50		262.50 DR
Total Debits:	262.50				
Total Credits:	0.00				

30700 - Auditor's Remuneration

2022 Financial Year

Preparer Steven Lee

Reviewer Sandra Lee

Status Completed

Account Code	Description	CY Balance	LY Balance	Change
30700	Auditor's Remuneration	\$262.50		100%
TOTAL		CY Balance	LY Balance	
		\$262.50		

Supporting Documents

- General Ledger [Report](#)

Standard Checklist

- Attach all source documentation
- Ensure all Transactions have been entered

Philip Nim-Dixon Super Fund

General Ledger

As at 30 June 2022

Transaction Date	Description	Units	Debit	Credit	Balance \$
Auditor's Remuneration (30700)					
Auditor's Remuneration (30700)					
01/07/2021	SH fee paid by member`		262.50		262.50 DR
			262.50		262.50 DR

Total Debits: 262.50

Total Credits: 0.00

33200 - Formation Expenses Written Off

2022 Financial Year

Preparer Steven Lee

Reviewer Sandra Lee

Status Completed

Account Code	Description	CY Balance	LY Balance	Change
33200	Formation Expenses Written Off	\$800.00		100%
TOTAL		CY Balance	LY Balance	
		\$800.00		

Supporting Documents

- General Ledger [Report](#)

Standard Checklist

- Attach all source documentation
- Ensure all Transactions have been entered

Philip Nim-Dixon Super Fund

General Ledger

As at 30 June 2022

Transaction Date	Description	Units	Debit	Credit	Balance \$
Formation Expenses Written Off (33200)					
Formation Expenses Written Off (33200)					
01/07/2021	SH fee paid by member`		800.00		800.00 DR
			800.00		800.00 DR

Total Debits: 800.00

Total Credits: 0.00

37500 - Investment Expenses

2022 Financial Year

Preparer Steven Lee

Reviewer Sandra Lee

Status Completed

Account Code	Description	CY Balance	LY Balance	Change
979447691	Investment Expenses	\$5,500.00		100%
TOTAL		CY Balance	LY Balance	
		\$5,500.00		

Supporting Documents

- General Ledger [Report](#)
- Invoice_16092021_\$2500 Kalkine.pdf [979447691](#)
- Invoice_22092021_\$3000 Kalkine.pdf [979447691](#)

Standard Checklist

- Attach all source documentation
- Ensure all Transactions have been entered

Philip Nim-Dixon Super Fund

General Ledger

As at 30 June 2022

Transaction Date	Description	Units	Debit	Credit	Balance \$
Investment Expenses (37500)					
Investment Expenses (979447691)					
16/09/2021	Internet Transfer Kalkine Platinum		2,500.00		2,500.00 DR
22/09/2021	Internet Transfer Kalkine Platinum		3,000.00		5,500.00 DR
			5,500.00		5,500.00 DR

Total Debits: 5,500.00

Total Credits: 0.00



London | Sydney | Auckland | San Francisco | Toronto

TAX INVOICE

Date – 16/Sep/2021 INVOICE No. – PD16092021	
Customer Name: Philip Nim Dixon Superfund	Customer
E-Mail: pnimdixon@yahoo.com.au	
Amount	AU \$2,272.73
GST	AU \$227.27
Total Amount	AU \$2,500.00
Duration – 24 Months	
Product -- Investor Report + Resources Report + Growth Report + U.S Equities Report + Penny Stocks Report + Dividend Income Report + Technology Report + Gold Report	
The invoice amount represents part payment of the total subscription price of AUD\$ 5500/24. The balance payment shall be due and payable (\$3000).	

Kalkine Pty Ltd Suite 202 234 George St Sydney NSW 2000 Australia	
ABN: 34 154 808 312	
ACN: 154 808 312	
E-Mail: info@kalkine.com.au	
Website: www.kalkine.com.au	https://kalkine.com.au/cms/terms-and-conditions
Please retain for your records	

Note: This is an upgrade of your existing relationship with Kalkine Pty Ltd. Kalkine Subscription Agreement/Terms delivered earlier remains in full force and effect, until expiration.



London | Sydney | Auckland | San Francisco | Toronto

TAX INVOICE

Date – 22/Sep/2021 INVOICE No. – PD22092021	
Customer Name: Philip Nim-Dixon Superfund	Customer
E-Mail: pnimdixon@yahoo.com.au	
Amount	AU \$2,727.27
GST	AU \$272.73
Total Amount	AU \$3,000.00
Duration – 24 Months	
Product -- Investor Report + Resources Report + Growth Report + U.S Equities Report + Penny Stocks Report + Dividend Income Report + Technology Report + Gold Report	
The invoice amount represents part payment of the total subscription price of AUD\$ 5500/24. Previous Payment details: Payment date:16/09/2021 Amount:2500 Invoice No:PD16092021,	

Kalkine Pty Ltd Suite 202 234 George St Sydney NSW 2000 Australia	
ABN: 34 154 808 312	
ACN: 154 808 312	
E-Mail: info@kalkine.com.au	
Website: www.kalkine.com.au	https://kalkine.com.au/cms/terms-and-conditions
Please retain for your records	

Note: This is an upgrade of your existing relationship with Kalkine Pty Ltd. Kalkine Subscription Agreement/Terms delivered earlier remains in full force and effect, until expiration.

48500 - Income Tax Expense

2022 Financial Year

Preparer Steven Lee

Reviewer Sandra Lee

Status Completed

Account Code	Description	CY Balance	LY Balance	Change
48500	Income Tax Expense	(\$5,876.99)		100%
TOTAL		CY Balance	LY Balance	
		(\$5,876.99)		

Supporting Documents

No supporting documents

49000 - Profit/Loss Allocation Account

2022 Financial Year

Preparer Steven Lee

Reviewer Sandra Lee

Status Completed

Account Code	Description	CY Balance	LY Balance	Change
49000	Profit/Loss Allocation Account	\$42,189.93		100%
TOTAL		CY Balance	LY Balance	
		\$42,189.93		

Supporting Documents

No supporting documents

50000 - Members

2022 Financial Year

Preparer Steven Lee

Reviewer Sandra Lee

Status Completed

Account Code	Description	Opening Balance	Contribution Income	Earnings	Member Payments	Tax & Fees	Closing Balance	Change
NIMPHI00001A	Nim-Dixon, Philip - Accumulation (Accumulation)		(\$101,325.00)	\$65,012.06		(\$5,876.99)	(\$42,189.93)	
TOTAL		Opening Balance	Contribution Income	Earnings	Member Payments	Tax & Fees	Closing Balance	
			(\$101,325.00)	\$65,012.06		(\$5,876.99)	(\$42,189.93)	

Supporting Documents

- Members Statements [Report](#)
- Members Summary [Report](#)

Standard Checklist

- Attach copies of Members Statements

Philip Nim-Dixon Super Fund

Members Statement

Philip Nim-Dixon
 61 Hardey East Road
 Wattle Grove, Western Australia, 6107, Australia

Your Details

Date of Birth :	Provided	Nominated Beneficiaries:	N/A
Age:	52	Nomination Type:	N/A
Tax File Number:	Provided	Vested Benefits:	42,189.93
Date Joined Fund:	28/05/2021	Total Death Benefit:	42,189.93
Service Period Start Date:	27/03/2006		
Date Left Fund:			
Member Code:	NIMPFI00001A		
Account Start Date:	28/05/2021		
Account Phase:	Accumulation Phase		
Account Description:	Accumulation		

Your Balance

Total Benefits	42,189.93
<u>Preservation Components</u>	
Preserved	42,189.93
Unrestricted Non Preserved	
Restricted Non Preserved	
<u>Tax Components</u>	
Tax Free	3,718.86
Taxable	38,471.07

Your Detailed Account Summary

	This Year	Last Year
Opening balance at 01/07/2021		
<u>Increases to Member account during the period</u>		
Employer Contributions		
Personal Contributions (Concessional)		
Personal Contributions (Non Concessional)	1,325.00	
Government Co-Contributions		
Other Contributions		
Proceeds of Insurance Policies		
Transfers In	100,000.00	
Net Earnings	(65,012.06)	
Internal Transfer In		
<u>Decreases to Member account during the period</u>		
Pensions Paid		
Contributions Tax		
Income Tax	(5,876.99)	
No TFN Excess Contributions Tax		
Excess Contributions Tax		
Refund Excess Contributions		
Division 293 Tax		
Insurance Policy Premiums Paid		
Management Fees		
Member Expenses		
Benefits Paid/Transfers Out		
Superannuation Surcharge Tax		
Internal Transfer Out		
Closing balance at 30/06/2022	42,189.93	0.00

Philip Nim-Dixon Super Fund
Members Statement

Trustee's Disclaimer

This statement has been prepared by the Trustee for the member whose name appears at the top of this statement. Every effort has been made by the Trustee to ensure the accuracy and completeness of this Statement. The Trustee does not accept any liability for any error, omission or misprint. All amounts shown in relation to benefits do not take into account any amounts which may be withheld to satisfy the requirements imposed by the Income Tax Assessment Act 1936.

Signed by all the trustees of the fund

Philip Nim-Dixon
Director

Philip Nim-Dixon Super Fund
Members Summary

As at 30 June 2022

Opening Balances	Increases				Decreases					Closing Balance	
	Contributions	Transfers In	Net Earnings	Insurance Proceeds	Pensions Paid	Contributions Tax	Taxes Paid	Benefits Paid/ Transfers Out	Insurance Premiums		Member Expenses
Philip Nim-Dixon (Age: 52)											
NIMPHI00001A - Accumulation											
	1,325.00	100,000.00	(65,012.06)				(5,876.99)				42,189.93
	1,325.00	100,000.00	(65,012.06)				(5,876.99)				42,189.93
	1,325.00	100,000.00	(65,012.06)				(5,876.99)				42,189.93

60400 - Bank Accounts

2022 Financial Year

Preparer Steven Lee

Reviewer Sandra Lee

Status Completed

Account Code	Description	CY Balance	LY Balance	Change
NAB305082875	Nabtrade Cash Account ***875	\$0.22		100%
NAB883700253	NAB Business Everyday ***253	\$1,000.00		100%
TOTAL		CY Balance	LY Balance	
		\$1,000.22		

Supporting Documents

- Bank Statement Report [Report](#)
- CashStatement_NT2526254-59439_22-01-08_1549157621128.pdf [NAB305082875](#)
- CashStatement_NT2526254-90536_22-07-09_1752027787332.pdf [NAB305082875](#)
- March 22 -statement.pdf [NAB883700253](#)
- Junr22-statement.pdf [NAB883700253](#)
- Dec21-statement.pdf [NAB883700253](#)
- Sep 21-statement.pdf [NAB883700253](#)

Standard Checklist

- Attach Copies of Bank Statements
- Attach copy of Bank Statement Report
- Ensure all Balances match Statement Balances at June 30
- Ensure all Transactions have been entered

Philip Nim-Dixon Super Fund Bank Statement Report

For The Period 01 July 2021 to 30 June 2022

Chart Code: 60400 / NAB305082875

Account Name: Nabtrade Cash Account ***875

BSB and Account Number: 083052 305082875

Opening Balance	-	Total Debits	+	Total Credits	=	Closing Balance	Data Feed Used
		\$ 345,010.68		\$ 345,010.90		\$ 0.22	

Date	Description	Debit \$	Credit \$	Ledger Balance \$	Statement Balance \$	Variance \$
16/09/2021	Internet Transfer Superfund trading [FUNDS TRANSFER - NimDixon tradi Superfund trading]		10.00	10.00		
17/09/2021	Internet Transfer Superfund trading [FUNDS TRANSFER - P NimDixon Super Superfund trading]		27,490.00	27,500.00		
20/09/2021	Internet Transfer Superfund Trading [FUNDS TRANSFER - P NIMDIXON SUPER SUPERFUND TRADING]		27,000.00	54,500.00		
24/09/2021	BUY DEG.ASX 9689 AUD 1.03 97835375 NT2526254-004 [BUY 9689 DEG]	9,999.62		44,500.38		
24/09/2021	BUY RMS.ASX 10586 AUD 1.42 97834249 NT2526254-004 [BUY 10586 RMS]	15,052.07		29,448.31		
24/09/2021	BUY PAN.ASX 73073 AUD .205 97834833 NT2526254-004 [BUY 73073 PAN]	14,999.92		14,448.39		
24/09/2021	Internet Transfer Superfund Trading [FUNDS TRANSFER - P NIMDIXON SUPER SUPERFUND TRADING]		30,000.00	44,448.39		
29/09/2021	BUY SSM.ASX 12097 AUD .825 98105071 NT2526254-004 [BUY 12097 SSM]	9,999.98		34,448.41		
29/09/2021	BUY HZR.ASX 10183 AUD .98 98094375 NT2526254-004 [BUY 10183 HZR]	9,999.29		24,449.12		
29/09/2021	BUY DEG.ASX 4863 AUD .98 98039827 NT2526254-004 [BUY 4863 DEG]	4,780.69		19,668.43		
30/09/2021	INTEREST		0.73	19,669.16		
01/10/2021	BUY FMG.ASX 1010 AUD 14.8 98303926 NT2526254-004 [BUY 1010 FMG]	14,967.95		4,701.21		
07/10/2021	FUNDS TRANSFER P NIMDIXON SUPER SUPERFUND TRADING [Internet Transfer Superfund Trading]		9,000.00	13,701.21		
11/10/2021	SELL RMS.ASX 10586 AUD 1.495 98828897 NT2526254-004 [SELL 10586 RMS]		15,806.12	29,507.33		
11/10/2021	BUY RBL.ASX 911 AUD 4.37 98832057 NT2526254-004 [BUY 911 RBL]	3,996.02		25,511.31		

Philip Nim-Dixon Super Fund
Bank Statement Report

For The Period 01 July 2021 to 30 June 2022

Date	Description	Debit \$	Credit \$	Ledger Balance \$	Statement Balance \$	Variance \$
12/10/2021	BUY RBL.ASX 1349 AUD 4.45 98874911 NT2526254-004 [BUY 1349 RBL]	6,023.00		19,488.31		
12/10/2021	SELL FMG.ASX 1010 AUD 14.22 98904763 NT2526254-004 [SELL 1010 FMG]		14,342.25	33,830.56		
13/10/2021	BUY DEG.ASX 7766 AUD 1.29 99012271 NT2526254-004 [BUY 7766 DEG]	10,038.04		23,792.52		
13/10/2021	BUY SSM.ASX 16552 AUD .905 99012727 NT2526254-004 [BUY 16552 SSM]	14,999.14		8,793.38		
19/10/2021	SELL SSM.ASX 16552 AUD .93 3 99277474 NT2526254-004 [SELL 16552 SSM]		15,373.41	24,166.79		
21/10/2021	BUY HZR.ASX 10000 AUD 1.435 99515208 NT2526254-004 [BUY 10000 HZR]	14,369.95		9,796.84		
22/10/2021	BUY WGX.ASX 5000 AUD 1.916 99607461 NT2526254-004 [BUY 5000 WGX]	9,597.89		198.95		
29/10/2021	INTEREST		0.38	199.33		
03/11/2021	SELL HZR.ASX 5000 AUD 1.46 100305650 NT2526254-004 [SELL 5000 HZR]		7,280.05	7,479.38		
03/11/2021	SELL HZR.ASX 5000 AUD 1.46 100307982 NT2526254-004 [SELL 5000 HZR]		7,280.05	14,759.43		
03/11/2021	SELL HZR.ASX 10183 AUD 1.46 100306416 NT2526254-004 [SELL 10183 HZR]		14,847.23	29,606.66		
05/11/2021	BUY SYA.ASX 93625 AUD .16 100463561 NT2526254-004 [BUY 93625 SYA]	14,999.95		14,606.71		
08/11/2021	BUY SPN.ASX 7000 AUD 1.39 100503529 NT2526254-004 [BUY 7000 SPN]	9,749.95		4,856.76		
09/11/2021	BUY SYA.ASX 32276 AUD .15 100656941 NT2526254-004 [BUY 32276 SYA]	4,856.35		0.41		
11/11/2021	SELL SPN.ASX 7000 AUD 1.465 100836251 NT2526254-004 [SELL 7000 SPN]		10,235.05	10,235.46		
11/11/2021	SELL WGX.ASX 5000 AUD 2.07 100836111 NT2526254-004 [SELL 5000 WGX]		10,330.05	20,565.51		
15/11/2021	BUY SPN.ASX 5544 AUD 1.515 101063062 NT2526254-004 [BUY 5544 SPN]	8,419.11		12,146.40		
15/11/2021	BUY HZR.ASX 5940 AUD 1.675 101062811 NT2526254-004 [BUY 5940 HZR]	9,969.45		2,176.95		
16/11/2021	BUY AGE.ASX 10000 AUD .076 101155950 NT2526254-004 [BUY 10000 AGE]	774.95		1,402.00		
16/11/2021	BUY AGE.ASX 123421 AUD 076 101157969 NT2526254-004 [BUY 123421 AGE]	9,399.95		(7,997.95)		
16/11/2021	SELL SSM.ASX 12097 AUD .875 101131348 NT2526254-004 [SELL 12097 SSM]		10,564.93	2,566.98		

Philip Nim-Dixon Super Fund
Bank Statement Report

For The Period 01 July 2021 to 30 June 2022

Date	Description	Debit \$	Credit \$	Ledger Balance \$	Statement Balance \$	Variance \$
16/11/2021	SELL HZR.ASX 5940 AUD 1.73 101132984 NT2526254-004 [SELL 5940 HZR]		10,256.25	12,823.23		
16/11/2021	SELL SPN.ASX 2000 AUD 1.795 101141127 NT2526254-004 [SELL 2000 SPN]		3,575.05	16,398.28		
16/11/2021	SELL SPN.ASX 3544 AUD 1.79 101141128 NT2526254-004 [SELL 3544 SPN]		6,323.81	22,722.09		
16/11/2021	BUY ACB.ASX 64387 AUD .155 101155575 NT2526254-004 [BUY 64387 ACB]	9,999.94		12,722.15		
17/11/2021	SELL ECT.ASX 154154 AUD 0.71 101234207 NT2526254-004 [SELL 154154 ECT]		10,924.98	23,647.13		
17/11/2021	BUY ECT.ASX 295214 AUD 0.74 101235186 NT2526254-004 [BUY 295214 ECT]	21,869.88		1,777.25		
17/11/2021	BUY ECT.ASX 172000 AUD .07 101233586 NT2526254-004 [BUY 172000 ECT]	12,059.95		(10,282.70)		
17/11/2021	SELL AGE.ASX 133421 AUD .077 101233880 NT2526254-004 [SELL 133421 AGE]		10,253.47	(29.23)		
17/11/2021	SELL RBL.ASX 2260 AUD 3.76 101224130 NT2526254-004 [SELL 2260 RBL]		8,477.65	8,448.42		
17/11/2021	BUY ECT.ASX 135942 AUD .062 101229121 NT2526254-004 [BUY 135942 ECT]	8,448.35		0.07		
18/11/2021	SELL ECT.ASX 117647 AUD .085 101278868 NT2526254-004 [SELL 117647 ECT]		9,980.05	9,980.12		
18/11/2021	SELL ECT.ASX 105263 AUD 0.995 101280322 NT2526254-004 [SELL 105263 ECT]		9,980.04	19,960.16		
18/11/2021	SELL SYA.ASX 125901 AUD .16101317546 NT2526254-004 [SELL 125901 SYA]		20,122.01	40,082.17		
18/11/2021	BUY RNE.ASX 153386 AUD .13 101308908 NT2526254-004 [BUY 153386 RNE]	19,960.13		20,122.04		
19/11/2021	SELL DEG.ASX 10000 AUD 1.215 101426740 NT2526254-004 [SELL 10000 DEG]		12,130.05	32,252.09		
19/11/2021	BUY RNE.ASX 153368 AUD .115 101431134 NT2526254-004 [BUY 153368 RNE]	17,657.27		14,594.82		
19/11/2021	SELL PAN.ASX 73073 AUD .23 101416470 NT2526254-004 [SELL 73073 PAN]		16,786.84	31,381.66		
19/11/2021	SELL ACB.ASX 64387 AUD 1.75 101413592 NT2526254-004 [SELL 64387 ACB]		11,247.78	42,629.44		
19/11/2021	BUY LMG.ASX 235642 AUD 1.13 101391248 NT2526254-004 [BUY 235642 LMG]	30,667.15		11,962.29		
22/11/2021	SELL DEG.ASX 3775 AUD 1.292 101522161 NT2526254-004 [SELL 3775 DEG]		4,861.09	16,823.38		
22/11/2021	BUY ECT.ASX 299424 AUD .056 101420217 NT2526254-004 [BUY 299424 ECT]	16,787.69		35.69		

Philip Nim-Dixon Super Fund
Bank Statement Report

For The Period 01 July 2021 to 30 June 2022

Date	Description	Debit \$	Credit \$	Ledger Balance \$	Statement Balance \$	Variance \$
26/11/2021	SELL DEG.ASX 8543 AUD 1.235 101859836 NT2526254-004 [SELL 8543 DEG]		10,530.66	10,566.35		
30/11/2021	INTEREST		0.42	10,566.77		
31/12/2021	INTEREST		0.31	10,567.08		
19/01/2022	BUY ECT.ASX 329597 AUD 032 104518814 NT2526254-004 [BUY 329597 ECT]	10,567.05		0.03		
31/01/2022	INTEREST		0.19	0.22		
30/06/2022	CLOSING BALANCE			0.22		
		<u>345,010.68</u>	<u>345,010.90</u>			

Philip Nim-Dixon Super Fund Bank Statement Report

For The Period 01 July 2021 to 30 June 2022

Chart Code: 60400 / NAB883700253
Account Name: NAB Business Everyday ***253
BSB and Account Number: 086131 883700253

Opening Balance	-	Total Debits	+	Total Credits	=	Closing Balance	Data Feed Used
		\$ 99,000.00		\$ 100,000.00		\$ 1,000.00	

Date	Description	Debit \$	Credit \$	Ledger Balance \$	Statement Balance \$	Variance \$
04/08/2021	005737505 Hesta 310647		100,000.00	100,000.00		
16/09/2021	Internet Transfer Superfund trading [FUNDS TRANSFER - NimDixon tradi Superfund trading]	10.00		99,990.00		
16/09/2021	Internet Transfer Kalkine Platinum	2,500.00		97,490.00		
17/09/2021	Internet Transfer Superfund trading [FUNDS TRANSFER - P NimDixon Super Superfund trading]	27,490.00		70,000.00		
20/09/2021	Internet Transfer Superfund Trading [FUNDS TRANSFER - P NIMDIXON SUPER SUPERFUND TRADING]	27,000.00		43,000.00		
22/09/2021	Internet Transfer Kalkine Platinum	3,000.00		40,000.00		
24/09/2021	Internet Transfer Superfund Trading [FUNDS TRANSFER - P NIMDIXON SUPER SUPERFUND TRADING]	30,000.00		10,000.00		
07/10/2021	FUNDS TRANSFER P NIMDIXON SUPER SUPERFUND TRADING [Internet Transfer Superfund Trading]	9,000.00		1,000.00		
30/06/2022	CLOSING BALANCE			1,000.00		
		<u>99,000.00</u>	<u>100,000.00</u>			

Statement

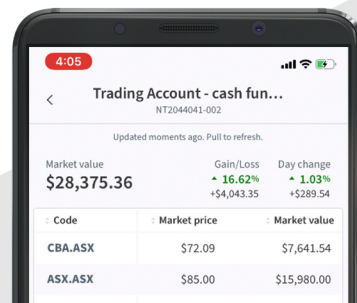
PHILIP NIM-DIXON SUPER FUND
 61 61 HARDEY EAST RD
 WATTLE GROVE WA 6107

Statement period:
10/08/2021 to 31/12/2021
 Statement number:
1

INTRODUCING THE NEW NABTRADE MOBILE APP

It's easier to use, has more functionality and lets you trade and transfer cash on the go.
Just another way we're investing in you.

Find out more at www.nabtrade.com.au/mobile



Your accounts


Your nabtrade cash products summary

Philip Nim-Dixon Super Fund 083-052 305082875 (as at 31/12/2021) \$10,567.08 CR

Philip Nim-Dixon Super Fund

083-052 305082875

Account details

 **Billers Code : 102426**
Ref : 3052305082875

Telephone & Internet Banking — BPAY®
 Contact your bank or financial institution to make this payment from your cheque, savings, debit or transaction account. More info: www.bpay.com.au

BSB **083-052**
Account number **305082875**
Interest rate as at 31/12/2021 **0.05% P.A.**

Account balance summary

Opening balance	\$0.00 CR
Total credits	\$345,010.71
Total debits	\$334,443.63
Closing balance	\$10,567.08 CR

Transaction details

Date	Details	Debits	Credits	Balance
10/08/2021	Balance brought forward			\$0.00 CR
10/08/2021	Please note from 10/08/2021 the interest rate on your account is 0.05%p.a.			\$0.00 CR
16/09/2021	FUNDS TRANSFER - NimDixon tradi Superfund trading		\$10.00	\$10.00 CR
17/09/2021	FUNDS TRANSFER - P NimDixon Super Superfund trading		\$27,490.00	\$27,500.00 CR

Philip Nim-Dixon Super Fund (continued)

Transaction details (continued)				
Date	Details	Debits	Credits	Balance
20/09/2021	FUNDS TRANSFER - P NIMDIXON SUPER SUPERFUND TRADING		\$27,000.00	\$54,500.00 CR
24/09/2021	BUY DEG.ASX 9689 AUD 1.03 97835375 NT2526254-004	\$9,999.62		\$44,500.38 CR
24/09/2021	BUY RMS.ASX 10586 AUD 1.42 97834249 NT2526254-004	\$15,052.07		\$29,448.31 CR
24/09/2021	BUY PAN.ASX 73073 AUD .205 97834833 NT2526254-004	\$14,999.92		\$14,448.39 CR
24/09/2021	FUNDS TRANSFER - P NIMDIXON SUPER SUPERFUND TRADING		\$30,000.00	\$44,448.39 CR
29/09/2021	BUY SSM.ASX 12097 AUD .825 98105071 NT2526254-004	\$9,999.98		\$34,448.41 CR
29/09/2021	BUY HZR.ASX 10183 AUD .98 98094375 NT2526254-004	\$9,999.29		\$24,449.12 CR
29/09/2021	BUY DEG.ASX 4863 AUD .98 98039827 NT2526254-004	\$4,780.69		\$19,668.43 CR
30/09/2021	INTEREST		\$0.73	\$19,669.16 CR
01/10/2021	BUY FMG.ASX 1010 AUD 14.8 98303926 NT2526254-004	\$14,967.95		\$4,701.21 CR
07/10/2021	FUNDS TRANSFER - P NIMDIXON SUPER SUPERFUND TRADING		\$9,000.00	\$13,701.21 CR
11/10/2021	SELL RMS.ASX 10586 AUD 1.495 98828897 NT2526254-004		\$15,806.12	\$29,507.33 CR
11/10/2021	BUY RBL.ASX 911 AUD 4.37 98832057 NT2526254-004	\$3,996.02		\$25,511.31 CR
12/10/2021	BUY RBL.ASX 1349 AUD 4.45 98874911 NT2526254-004	\$6,023.00		\$19,488.31 CR
12/10/2021	SELL FMG.ASX 1010 AUD 14.22 98904763 NT2526254-004		\$14,342.25	\$33,830.56 CR
13/10/2021	BUY DEG.ASX 7766 AUD 1.29 99012271 NT2526254-004	\$10,038.04		\$23,792.52 CR
13/10/2021	BUY SSM.ASX 16552 AUD .905 99012727 NT2526254-004	\$14,999.14		\$8,793.38 CR
19/10/2021	SELL SSM.ASX 16552 AUD .93 99277474 NT2526254-004		\$15,373.41	\$24,166.79 CR
21/10/2021	BUY HZR.ASX 10000 AUD 1.435 99515208 NT2526254-004	\$14,369.95		\$9,796.84 CR
22/10/2021	BUY WGX.ASX 5000 AUD 1.916 99607461 NT2526254-004	\$9,597.89		\$198.95 CR
29/10/2021	INTEREST		\$0.38	\$199.33 CR
03/11/2021	SELL HZR.ASX 5000 AUD 1.46 100305650 NT2526254-004		\$7,280.05	\$7,479.38 CR
03/11/2021	SELL HZR.ASX 5000 AUD 1.46 100307982 NT2526254-004		\$7,280.05	\$14,759.43 CR
03/11/2021	SELL HZR.ASX 10183 AUD 1.46 100306416 NT2526254-004		\$14,847.23	\$29,606.66 CR
05/11/2021	BUY SYA.ASX 93625 AUD .16 100463561 NT2526254-004	\$14,999.95		\$14,606.71 CR
08/11/2021	BUY SPN.ASX 7000 AUD 1.39 100503529 NT2526254-004	\$9,749.95		\$4,856.76 CR
09/11/2021	BUY SYA.ASX 32276 AUD .15 100656941 NT2526254-004	\$4,856.35		\$0.41 CR
11/11/2021	SELL SPN.ASX 7000 AUD 1.465 100836251 NT2526254-004		\$10,235.05	\$10,235.46 CR
11/11/2021	SELL WGX.ASX 5000 AUD 2.07 100836111 NT2526254-004		\$10,330.05	\$20,565.51 CR
15/11/2021	BUY SPN.ASX 5544 AUD 1.515 101063062 NT2526254-004	\$8,419.11		\$12,146.40 CR
15/11/2021	BUY HZR.ASX 5940 AUD 1.675 101062811 NT2526254-004	\$9,969.45		\$2,176.95 CR
16/11/2021	BUY AGE.ASX 10000 AUD .076 101155950 NT2526254-004	\$774.95		\$1,402.00 CR
16/11/2021	BUY AGE.ASX 123421 AUD .076 101157969 NT2526254-004	\$9,399.95		-\$7,997.95 DR
16/11/2021	SELL SSM.ASX 12097 AUD .875 101131348 NT2526254-004		\$10,564.93	\$2,566.98 CR
16/11/2021	SELL HZR.ASX 5940 AUD 1.73 101132984 NT2526254-004		\$10,256.25	\$12,823.23 CR
16/11/2021	SELL SPN.ASX 2000 AUD 1.795 101141127 NT2526254-004		\$3,575.05	\$16,398.28 CR
16/11/2021	SELL SPN.ASX 3544 AUD 1.79 101141128 NT2526254-004		\$6,323.81	\$22,722.09 CR
16/11/2021	BUY ACB.ASX 64387 AUD .155 101155575 NT2526254-004	\$9,999.94		\$12,722.15 CR
17/11/2021	SELL ECT.ASX 154154 AUD .071 101234207 NT2526254-004		\$10,924.98	\$23,647.13 CR
17/11/2021	BUY ECT.ASX 295214 AUD .074 101235186 NT2526254-004	\$21,869.88		\$1,777.25 CR
17/11/2021	BUY ECT.ASX 172000 AUD .07 101233586 NT2526254-004	\$12,059.95		-\$10,282.70 DR

Philip Nim-Dixon Super Fund (continued)

Transaction details (continued)				
Date	Details	Debits	Credits	Balance
17/11/2021	SELL AGE.ASX 133421 AUD .077 101233880 NT2526254-004		\$10,253.47	-\$29.23 DR
17/11/2021	SELL RBL.ASX 2260 AUD 3.76 101224130 NT2526254-004		\$8,477.65	\$8,448.42 CR
17/11/2021	BUY ECT.ASX 135942 AUD .062 101229121 NT2526254-004	\$8,448.35		\$0.07 CR
18/11/2021	SELL ECT.ASX 117647 AUD .085 101278868 NT2526254-004		\$9,980.05	\$9,980.12 CR
18/11/2021	SELL ECT.ASX 105263 AUD .095 101280322 NT2526254-004		\$9,980.04	\$19,960.16 CR
18/11/2021	SELL SYA.ASX 125901 AUD .16 101317546 NT2526254-004		\$20,122.01	\$40,082.17 CR
18/11/2021	BUY RNE.ASX 153386 AUD .13 101308908 NT2526254-004	\$19,960.13		\$20,122.04 CR
19/11/2021	SELL DEG.ASX 10000 AUD 1.215 101426740 NT2526254-004		\$12,130.05	\$32,252.09 CR
19/11/2021	BUY RNE.ASX 153368 AUD .115 101431134 NT2526254-004	\$17,657.27		\$14,594.82 CR
19/11/2021	SELL PAN.ASX 73073 AUD .23 101416470 NT2526254-004		\$16,786.84	\$31,381.66 CR
19/11/2021	SELL ACB.ASX 64387 AUD .175 101413592 NT2526254-004		\$11,247.78	\$42,629.44 CR
19/11/2021	BUY LMG.ASX 235642 AUD .13 101391248 NT2526254-004	\$30,667.15		\$11,962.29 CR
22/11/2021	SELL DEG.ASX 3775 AUD 1.292 101522161 NT2526254-004		\$4,861.09	\$16,823.38 CR
22/11/2021	BUY ECT.ASX 299424 AUD .056 101420217 NT2526254-004	\$16,787.69		\$35.69 CR
26/11/2021	SELL DEG.ASX 8543 AUD 1.235 101859836 NT2526254-004		\$10,530.66	\$10,566.35 CR
30/11/2021	INTEREST		\$0.42	\$10,566.77 CR
31/12/2021	INTEREST		\$0.31	\$10,567.08 CR
31/12/2021	Closing Balance			\$10,567.08 CR

Please check all entries and report apparent errors or possible unauthorised transactions immediately. NAB may subsequently adjust debits or credits, which may result in a change to your account balance to accurately reflect the obligations between us. For information on resolving problems or disputes call 13 13 80. Please retain this statement for tax purposes.

Statement


PHILIP NIM-DIXON SUPER FUND
 61 61 HARDEY EAST RD
 WATTLE GROVE WA 6107

Statement period:
 01/01/2022 to 30/06/2022
 Statement number:
 2

YOU ASKED. WE LISTENED.

In response to feedback from clients like yourself, we've made enhancements to our mobile app and website to improve your investing experience.

To find out more, visit nabtrade.com.au/enhancements



Your accounts

Your nabtrade cash products summary	
Philip Nim-Dixon Super Fund 083-052 305082875 (as at 30/06/2022)	\$0.22 CR

Philip Nim-Dixon Super Fund 083-052 305082875

Account details	
 Billers Code : 102426 Ref : 3052305082875	Telephone & Internet Banking — BPAY® Contact your bank or financial institution to make this payment from your cheque, savings, debit or transaction account. More info: www.bpay.com.au
	BSB 083-052
	Account number 305082875
Interest rate as at 30/06/2022 0.10% P.A.	

Account balance summary	
Opening balance	\$10,567.08 CR
Total credits	\$0.19
Total debits	\$10,567.05
Closing balance	\$0.22 CR

Transaction details				
Date	Details	Debits	Credits	Balance
01/01/2022	Balance brought forward			\$10,567.08 CR
19/01/2022	BUY ECT.ASX 329597 AUD .032 104518814 NT2526254-004	\$10,567.05		\$0.03 CR
31/01/2022	INTEREST		\$0.19	\$0.22 CR
20/06/2022	Please note from 20/06/2022 the interest rate on your account is 0.10%p.a.			\$0.22 CR

Philip Nim-Dixon Super Fund (continued)

Transaction details (continued)				
Date	Details	Debits	Credits	Balance
30/06/2022	Closing Balance			\$0.22 CR

The following information is provided to assist in preparing your 2021/22 tax return	
Account Number	083-052-305082875
Credit interest paid 2021/22 financial year	\$2.03
Withholding Tax	\$0.00

Please check all entries and report apparent errors or possible unauthorised transactions immediately. NAB may subsequently adjust debits or credits, which may result in a change to your account balance to accurately reflect the obligations between us. For information on resolving problems or disputes call 13 13 80. Please retain this statement for tax purposes.



NAB Business Everyday Account

For further information call 13 22 65 for Personal Accounts or 13 10 12 for Business Accounts.



A 6-131
NIM-DIXON PTY LTD ATF PHILIP NIM-DIXON S
NIM-DIXON PTY LTD ATF PHILIP NIM-DIXON S
61 HARDEY EAST RD
WATTLE GROVE WA 6107

Account Balance Summary

Opening balance	\$1,000.00	Cr
Total credits	\$0.00	
Total debits	\$0.00	
Closing balance	\$1,000.00	Cr

Statement starts 1 January 2022
Statement ends 31 March 2022

Outlet Details

Belmont
Shop G064, Belmont Forum Shopping Centre
227 Belmont Ave, Cloverdale WA 6105

Account Details

NIM-DIXON PTY LTD ATF PHILIP NIM-DIXON SUPER FUND
BUSINESS EVERYDAY AC
BSB number 086-131
Account number 88-370-0253

For Your Information

Be on the lookout for invoice scams. Criminals can change bank account details on a legitimate invoice to an account controlled by scammers. Criminals may also make a request by email or phone to update bank account details for suppliers or employees. Before actioning, always confirm any changes to payment details by contacting the supplier/employee using a phone number listed on their website or you have on file. Learn how to recognise scams and protect your business by visiting nab.com.au/security.

Transaction Details

Date	Particulars	Debits	Credits	Balance
1 Jan 2022	Brought forward			1,000.00 Cr

Summary of Government Charges

Government	From 1 July to date	Last year to 30 June
Withholding tax	\$0.00	\$0.00
Bank Account Debit (BAD) tax	\$0.00	\$0.00

Bank Accounts Debits (BAD) Tax or State Debits Duty has been abolished for all states & territories effective 1/7/2005. Any amount shown on this statement applies to debits processed on or before 30/06/2005.

For further information on any applicable rebates, fees or government charges, please refer to the NAB's "A Guide to Fees & Charges" booklet. Please retain this statement for taxation purposes

Explanatory Notes

Please check all entries and report any apparent error or possible unauthorised transaction immediately.

We may subsequently adjust debits and credits, which may result in a change to your account balance to accurately reflect the obligations between us.

For information on resolving problems or disputes, contact us on 1800 152 015, or ask at any NAB branch.

090/34/06/NO.29593/S016429/ID92.857



NAB Business Everyday Account

For further information call 13 22 65 for Personal Accounts or 13 10 12 for Business Accounts.



A 6-131
NIM-DIXON PTY LTD ATF PHILIP NIM-DIXON S
NIM-DIXON PTY LTD ATF PHILIP NIM-DIXON S
61 HARDEY EAST RD
WATTLE GROVE WA 6107

Account Balance Summary

Opening balance	\$1,000.00	Cr
Total credits	\$0.00	
Total debits	\$0.00	
Closing balance	\$1,000.00	Cr

Statement starts 1 April 2022
Statement ends 30 June 2022

Outlet Details

Belmont
Shop G064, Belmont Forum Shopping Centre
227 Belmont Ave, Cloverdale WA 6105

Account Details

NIM-DIXON PTY LTD ATF PHILIP NIM-DIXON SUPER FUND
BUSINESS EVERYDAY AC
BSB number 086-131
Account number 88-370-0253

Transaction Details

Date	Particulars	Debits	Credits	Balance
1 Apr 2022	Brought forward			1,000.00 Cr
13 May 2022	Please Note From Today Your Dr Interest Rate Is	6.720%		1,000.00 Cr
17 Jun 2022	Please Note From Today Your Dr Interest Rate Is	7.220%		1,000.00 Cr

Summary of Government Charges

Government	From 1 July to date	Last year to 30 June
Withholding tax	\$0.00	\$0.00
Bank Account Debit (BAD) tax	\$0.00	\$0.00

Bank Accounts Debits (BAD) Tax or State Debits Duty has been abolished for all states & territories effective 1/7/2005. Any amount shown on this statement applies to debits processed on or before 30/06/2005.

For further information on any applicable rebates, fees or government charges, please refer to the NAB's "A Guide to Fees & Charges" booklet. Please retain this statement for taxation purposes

Explanatory Notes

Please check all entries and report any apparent error or possible unauthorised transaction immediately.

We may subsequently adjust debits and credits, which may result in a change to your account balance to accurately reflect the obligations between us.

For information on resolving problems or disputes, contact us on 1800 152 015, or ask at any NAB branch.

181/34/09/M0625/4/S107514/21.5027



NAB Business Everyday Account

For further information call 13 22 65 for Personal Accounts or 13 10 12 for Business Accounts.



A 6-131
NIM-DIXON PTY LTD ATF PHILIP NIM-DIXON S
NIM-DIXON PTY LTD ATF PHILIP NIM-DIXON S
61 HARDEY EAST RD
WATTLE GROVE WA 6107

Account Balance Summary

Opening balance	\$10,000.00	Cr
Total credits	\$0.00	
Total debits	\$9,000.00	
Closing balance	\$1,000.00	Cr

Statement starts 1 October 2021
Statement ends 31 December 2021

Outlet Details

Belmont
Shop G064, Belmont Forum Shopping Centre
227 Belmont Ave, Cloverdale WA 6105

Account Details

NIM-DIXON PTY LTD ATF PHILIP NIM-DIXON SUPER FUND
BUSINESS EVERYDAY AC
BSB number 086-131
Account number 88-370-0253

Transaction Details

Date	Particulars	Debits	Credits	Balance
1 Oct 2021	Brought forward			10,000.00 Cr
7 Oct 2021	Internet Transfer Superfund Trading.....	9,000.00		1,000.00 Cr

Summary of Government Charges

	From 1 July to date	Last year to 30 June
Government		
Withholding tax	\$0.00	\$0.00
Bank Account Debit (BAD) tax	\$0.00	\$0.00

Bank Accounts Debits (BAD) Tax or State Debits Duty has been abolished for all states & territories effective 1/7/2005. Any amount shown on this statement applies to debits processed on or before 30/06/2005.

For further information on any applicable rebates, fees or government charges, please refer to the NAB's "A Guide to Fees & Charges" booklet. Please retain this statement for taxation purposes

Explanatory Notes

Please check all entries and report any apparent error or possible unauthorised transaction immediately.

We may subsequently adjust debits and credits, which may result in a change to your account balance to accurately reflect the obligations between us.

For information on resolving problems or disputes, contact us on 1800 152 015, or ask at any NAB branch.

365/34/11/A061959/S105443/21.10885



NAB Business Everyday Account

For further information call 13 22 65 for Personal Accounts or 13 10 12 for Business Accounts.



A 6-131
NIM-DIXON PTY LTD ATF PHILIP NIM-DIXON S
NIM-DIXON PTY LTD ATF PHILIP NIM-DIXON S
61 HARDEY EAST RD
WATTLE GROVE WA 6107

Account Balance Summary

Opening balance	\$0.00
Total credits	\$100,000.00
Total debits	\$90,000.00
Closing balance	\$10,000.00 Cr

Statement starts 25 June 2021

Statement ends 30 September 2021

Outlet Details

Belmont
Shop G064, Belmont Forum Shopping Centre
227 Belmont Ave, Cloverdale WA 6105

Account Details

NIM-DIXON PTY LTD ATF PHILIP NIM-DIXON SUPER FUND
BUSINESS EVERYDAY AC
BSB number 086-131
Account number 88-370-0253

Transaction Details

Date	Particulars	Debits	Credits	Balance
25 Jun 2021	Account Opened			0.00
4 Aug 2021	005737505 Hesta 310647.....		100,000.00	100,000.00 Cr
16 Sep 2021	Internet Transfer Superfund trading.....	10.00		
	Internet Transfer Kalkine Platinum.....	2,500.00		97,490.00 Cr
17 Sep 2021	Internet Transfer Superfund trading.....	27,490.00		70,000.00 Cr
20 Sep 2021	Internet Transfer Superfund Trading.....	27,000.00		43,000.00 Cr
22 Sep 2021	Internet Transfer Kalkine Platinum.....	3,000.00		40,000.00 Cr
24 Sep 2021	Internet Transfer Superfund Trading.....	30,000.00		10,000.00 Cr

Summary of Government Charges

Government	From 1 July to date	Last year to 30 June
Withholding tax	\$0.00	\$0.00
Bank Account Debit (BAD) tax	\$0.00	\$0.00

Bank Accounts Debits (BAD) Tax or State Debits Duty has been abolished for all states & territories effective 1/7/2005. Any amount shown on this statement applies to debits processed on or before 30/06/2005.

For further information on any applicable rebates, fees or government charges, please refer to the NAB's "A Guide to Fees & Charges" booklet. Please retain this statement for taxation purposes

Explanatory Notes

Please check all entries and report any apparent error or possible unauthorised transaction immediately.

We may subsequently adjust debits and credits, which may result in a change to your account balance to accurately reflect the obligations between us.

For information on resolving problems or disputes, contact us on 1800 152 015, or ask at any NAB branch.

273/34/06/0602/413/S094301/1188601

77600 - Shares in Listed Companies (Australian)

2022 Financial Year

Preparer Steven Lee

Reviewer Sandra Lee

Status Completed

Account Code	Description	CY Units	CY Balance	LY Units	LY Balance	Change
ACB.AX	A-cap Energy Limited	0.000000				0%
AGE.AX	Alligator Energy Limited	0.000000				0%
DEG.AX	De Grey Mining Limited	0.000000				0%
ECT.AX	Environmental Clean Technologies Limited.	855113.000000	\$11,971.58			100%
FMG.AX	Fortescue Metals Group Ltd	0.000000				0%
HZR.AX	Hazer Group Limited	0.000000				0%
LMG.AX	Latrobe Magnesium Limited	235642.000000	\$14,138.52			100%
PAN.AX	Panoramic Resources Limited	0.000000				0%
RBL.AX	Redbubble Limited	0.000000				0%
RMS.AX	Ramelius Resources Limited	0.000000				0%
RNE.AX	Renu Energy Limited	306754.000000	\$9,202.62			100%
SPN.AX	Sparc Technologies Limited	0.000000				0%
SSM.AX	Service Stream Limited	0.000000				0%
SYA.AX	Sayona Mining Limited	0.000000				0%
WXG.AX	Westgold Resources Limited.	0.000000				0%

TOTAL	CY Units	CY Balance	LY Units	LY Balance
	1397509.000000	\$35,312.72		

Supporting Documents

- Balance Review Report [Report](#)
- Investment Movement Report [Report](#)
- Transactions Report (PDF)-136179894-08092022113240.pdf
- PortfolioHoldings_609637-82238_22-09-08_1122201695298.pdf

Standard Checklist

- Attach Balance Review Report
- Attach copies of HIN/SRN or Chess Statements, Broker Statements, Contract Notes Corporate Action documentation and any other relevant Source Documentation
- Attach Investment Movement Report
- Ensure all Investments are valued correctly at June 30
- Ensure the investment is in accordance with the Fund's investment strategy

Philip Nim-Dixon Super Fund

Balance Review Report

As at 30 June 2022

Investment Code	Investment Name	Holding Reference	Third Party Data			BGL Ledger	Variance
			Data Feed Provider	Balance Date	Balance Amount	Balance	
60400	Bank Accounts						
NAB883700253	NAB Business Everyday ***253					1,000.00	
NAB305082875	Nabtrade Cash Account ***875					0.22	
77600	Shares in Listed Companies (Australian)						
ECT.AX	Environmental Clean Technologies Limited.				Verify	855,113.0000	855,113.0000
LMG.AX	Latrobe Magnesium Limited				Setup	235,642.0000	235,642.0000
RNE.AX	Renu Energy Limited				Setup	306,754.0000	306,754.0000

Philip Nim-Dixon Super Fund Investment Movement Report

As at 30 June 2022

Investment	Opening Balance		Additions		Disposals			Closing Balance		
	Units	Cost	Units	Cost	Units	Cost	Accounting Profit/(Loss)	Units	Cost	Market Value
Bank Accounts										
NAB Business Everyday ***253				100,000.00		(99,000.00)			1,000.00	1,000.00
Nabtrade Cash Account ***875				345,010.90		(345,010.68)			0.22	0.22
				445,010.90		(444,010.68)			1,000.22	1,000.22
Shares in Listed Companies (Australian)										
ACB.AX - A-cap Energy Limited			64,387.00	9,999.94	(64,387.00)	(9,999.94)	1,247.84		0.00	
AGE.AX - Alligator Energy Limited			133,421.00	10,174.90	(133,421.00)	(10,174.90)	78.57		0.00	
DEG.AX - De Grey Mining Limited			22,318.00	24,818.35	(22,318.00)	(24,818.35)	2,703.45		0.00	
ECT.AX - Environmental Clean Technologies Limited.			1,232,177.00	69,732.92	(377,064.00)	(27,608.88)	3,276.20	855,113.00	42,124.04	11,971.58
FMG.AX - Fortescue Metals Group Ltd			1,010.00	14,967.95	(1,010.00)	(14,967.95)	(625.70)		0.00	
HZR.AX - Hazer Group Limited			26,123.00	34,338.69	(26,123.00)	(34,338.68)	5,324.89		0.01	
LMG.AX - Latrobe Magnesium Limited			235,642.00	30,667.15				235,642.00	30,667.15	14,138.52
PAN.AX - Panoramic Resources Limited			73,073.00	14,999.92	(73,073.00)	(14,999.92)	1,786.92		0.00	
RMS.AX - Ramelius Resources Limited										

Philip Nim-Dixon Super Fund Investment Movement Report

As at 30 June 2022

Investment	Opening Balance		Additions		Disposals			Closing Balance		Market Value
	Units	Cost	Units	Cost	Units	Cost	Accounting Profit/(Loss)	Units	Cost	
			10,586.00	15,052.07	(10,586.00)	(15,052.07)	754.05		0.00	
RBL.AX - Redbubble Limited			2,260.00	10,019.02	(2,260.00)	(10,019.02)	(1,541.37)		0.00	
RNE.AX - Renu Energy Limited			306,754.00	37,617.40				306,754.00	37,617.40	9,202.62
SYA.AX - Sayona Mining Limited			125,901.00	19,856.30	(125,901.00)	(19,856.30)	265.71		0.00	
SSM.AX - Service Stream Limited			28,649.00	24,999.12	(28,649.00)	(24,999.12)	939.22		0.00	
SPN.AX - Sparc Technologies Limited			12,544.00	18,169.06	(12,544.00)	(18,169.06)	1,964.85		0.00	
WGX.AX - Westgold Resources Limited.			5,000.00	9,597.89	(5,000.00)	(9,597.89)	732.16		0.00	
				345,010.68		(234,602.08)	16,906.79		110,408.60	35,312.72
				790,021.58		(678,612.76)	16,906.79		111,408.82	36,312.94

Portfolio holdings report

Holding date:
 07/09/2022

Philip Nim-Dixon Super Fund

Trading Account - Domestic - NAB Equity Lending NT2526254-002

Description	Code	Quantity	Portfolio(%)	Market Price	Avg. Price	Market Value	Gain/Loss (\$/%)
Totals						\$0.00	(0.00%)

Trading Account - Domestic - Cash funded NT2526254-004

Description	Code	Quantity	Portfolio(%)	Market Price	Avg. Price	Market Value	Gain/Loss (\$/%)
ENVIRONMENTAL CLEAN TECHNOLOGIES LIMITED. ORDINARY FULLY PAID	ECT.ASX	1871636.0	71.32%	\$0.018	\$0.0358	\$33,689.448	-\$33,254.92 (-49.68%)
LATROBE MAGNESIUM LIMITED ORDINARY FULLY PAID	LMG.ASX	642.0	0.11%	\$0.078	\$0.1301	\$50.076	-\$33.47 (-40.06%)
RENU ENERGY LIMITED ORDINARY FULLY PAID	RNE.ASX	306754.0	28.57%	\$0.044	\$0.1226	\$13,497.176	-\$24,120.22 (-64.12%)
Totals						\$47,236.70	-\$57,408.62 (-54.86%)

PORTFOLIO SUMMARY

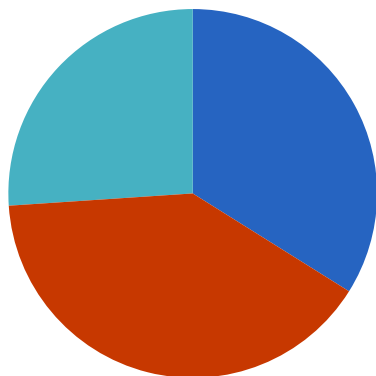
1 July 2021 - 30 June 2022

Account number	Account name	Value as at 30 June 2022
NT2526254	Philip Nim-Dixon Super Fund	\$35,312.94

Total portfolio value **\$35,312.94**

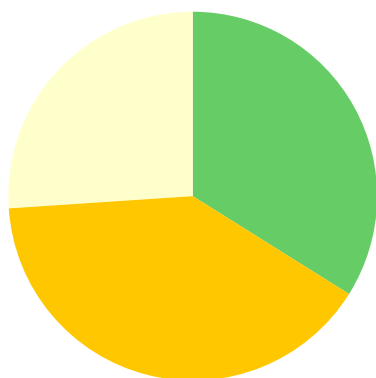
Allocation as at 30 June 2022

Shares in your portfolio



ECT.ASX	33.90%
LMG.ASX	40.04%
RNE.ASX	26.06%

Sectors in your portfolio



Industrials	33.90%
Materials	40.04%
Utilities	26.06%

Valuation as at 30 June 2022

Cash position	\$0.22
Domestic holdings	\$35,312.72
International holdings	\$0.00
Unsettled trades	\$0.00
Total	\$35,312.94

Estimated interest & dividends

Interest earned	\$2.03
Interest charged	\$0.00
Domestic dividends	\$0.00
Domestic interest distributions	\$0.00
International dividends	\$0.00
Total	\$2.03

Trading expenses

Brokerage	\$934.18
Foreign trading fees	\$0.00
Other fees (GST, ACH, market fees)	\$93.25
Total	\$1,027.43

Domestic Holdings as at 30 June 2022

Code	Description	Quantity	Average Price ⁽¹⁾	Market Value	Gain / Loss	Gain Loss %
ECT.ASX	ENVIRONMENTAL CLEAN TECHNOLOGIES LIMITED. ORDINARY FULLY PAID	855,113	\$0.050	\$11,971.58	-\$31,552.86	-72.49%
LMG.ASX	LATROBE MAGNESIUM LIMITED ORDINARY FULLY PAID	235,642	\$0.130	\$14,138.52	-\$16,528.63	-53.90%
RNE.ASX	RENU ENERGY LIMITED ORDINARY FULLY PAID	306,754	\$0.122	\$9,202.62	-\$28,414.78	-75.54%

(1) Average price is inclusive of brokerage and fees

DOMESTIC TRANSACTIONS

1 July 2021 - 30 June 2022

Domestic Transactions as at 30 June 2022

Date	Code	Description	Type	Price	Quantity	Brokerage	Settlement Amount	Contract Note
22/09/2021	DEG.ASX	DE GREY MINING LIMITED ORDINARY FULLY PAID	BUY	\$1.03	9,689	\$18.14	\$9,999.62	97835375
22/09/2021	PAN.ASX	PANORAMIC RESOURCES LIMITED ORDINARY FULLY PAID	BUY	\$0.20	73,073	\$18.14	\$14,999.92	97834833
22/09/2021	RMS.ASX	RAMELIUS RESOURCES LIMITED ORDINARY FULLY PAID	BUY	\$1.42	10,586	\$18.14	\$15,052.07	97834249
27/09/2021	DEG.ASX	DE GREY MINING LIMITED ORDINARY FULLY PAID	BUY	\$0.98	4,863	\$13.59	\$4,780.69	98039827
27/09/2021	HZR.ASX	HAZER GROUP LIMITED ORDINARY FULLY PAID	BUY	\$0.98	10,183	\$18.14	\$9,999.29	98094375
27/09/2021	SSM.ASX	SERVICE STREAM LIMITED ORDINARY FULLY PAID	BUY	\$0.82	12,097	\$18.14	\$9,999.98	98105071
29/09/2021	FMG.ASX	FORTESCUE METALS GROUP LTD ORDINARY FULLY PAID	BUY	\$14.80	1,010	\$18.14	\$14,967.95	98303926
07/10/2021	RMS.ASX	RAMELIUS RESOURCES LIMITED ORDINARY FULLY PAID	SELL	\$1.50	-10,586	\$18.14	-\$15,806.12	98828897
07/10/2021	RBL.ASX	REDBUBBLE LIMITED ORDINARY FULLY PAID	BUY	\$4.37	911	\$13.59	\$3,996.02	98832057
08/10/2021	FMG.ASX	FORTESCUE METALS GROUP LTD ORDINARY FULLY PAID	SELL	\$14.22	-1,010	\$18.14	-\$14,342.25	98904763
08/10/2021	RBL.ASX	REDBUBBLE LIMITED ORDINARY FULLY PAID	BUY	\$4.45	1,349	\$18.14	\$6,023.00	98874911
11/10/2021	DEG.ASX	DE GREY MINING LIMITED ORDINARY FULLY PAID	BUY	\$1.29	7,766	\$18.14	\$10,038.04	99012271
11/10/2021	SSM.ASX	SERVICE STREAM LIMITED ORDINARY FULLY PAID	BUY	\$0.90	16,552	\$18.14	\$14,999.14	99012727
15/10/2021	SSM.ASX	SERVICE STREAM LIMITED ORDINARY FULLY PAID	SELL	\$0.93	-16,552	\$18.14	-\$15,373.41	99277474
19/10/2021	HZR.ASX	HAZER GROUP LIMITED ORDINARY FULLY PAID	BUY	\$1.44	10,000	\$18.14	\$14,369.95	99515208
20/10/2021	WGX.ASX	WESTGOLD RESOURCES LIMITED. ORDINARY FULLY PAID	BUY	\$1.92	5,000	\$18.14	\$9,597.89	99607461
01/11/2021	HZR.ASX	HAZER GROUP LIMITED ORDINARY FULLY PAID	SELL	\$1.46	-5,000	\$18.14	-\$7,280.05	100305650
01/11/2021	HZR.ASX	HAZER GROUP LIMITED ORDINARY FULLY PAID	SELL	\$1.46	-10,183	\$18.14	-\$14,847.23	100306416
01/11/2021	HZR.ASX	HAZER GROUP LIMITED ORDINARY FULLY PAID	SELL	\$1.46	-5,000	\$18.14	-\$7,280.05	100307982
03/11/2021	SYA.ASX	SAYONA MINING LIMITED ORDINARY FULLY PAID	BUY	\$0.16	93,625	\$18.14	\$14,999.95	100463561
04/11/2021	SPN.ASX	SPARC TECHNOLOGIES LIMITED ORDINARY FULLY PAID	BUY	\$1.39	7,000	\$18.14	\$9,749.95	100503529
05/11/2021	SYA.ASX	SAYONA MINING LIMITED ORDINARY FULLY PAID	BUY	\$0.15	32,276	\$13.59	\$4,856.35	100656941

DOMESTIC TRANSACTIONS (CONTINUED)

1 July 2021 - 30 June 2022

Domestic Transactions as at 30 June 2022

Date	Code	Description	Type	Price	Quantity	Brokerage	Settlement Amount	Contract Note
09/11/2021	SPN.ASX	SPARC TECHNOLOGIES LIMITED ORDINARY FULLY PAID	SELL	\$1.46	-7,000	\$18.14	-\$10,235.05	100836251
09/11/2021	WGX.ASX	WESTGOLD RESOURCES LIMITED. ORDINARY FULLY PAID	SELL	\$2.07	-5,000	\$18.14	-\$10,330.05	100836111
11/11/2021	HZR.ASX	HAZER GROUP LIMITED ORDINARY FULLY PAID	BUY	\$1.68	5,940	\$18.14	\$9,969.45	101062811
11/11/2021	SPN.ASX	SPARC TECHNOLOGIES LIMITED ORDINARY FULLY PAID	BUY	\$1.52	5,544	\$18.14	\$8,419.11	101063062
12/11/2021	ACB.ASX	A-CAP ENERGY LIMITED ORDINARY FULLY PAID	BUY	\$0.16	64,387	\$18.14	\$9,999.94	101155575
12/11/2021	AGE.ASX	ALLIGATOR ENERGY LIMITED ORDINARY FULLY PAID	BUY	\$0.08	10,000	\$13.59	\$774.95	101155950
12/11/2021	AGE.ASX	ALLIGATOR ENERGY LIMITED ORDINARY FULLY PAID	BUY	\$0.08	123,421	\$18.14	\$9,399.95	101157969
12/11/2021	HZR.ASX	HAZER GROUP LIMITED ORDINARY FULLY PAID	SELL	\$1.73	-5,940	\$18.14	-\$10,256.25	101132984
12/11/2021	SSM.ASX	SERVICE STREAM LIMITED ORDINARY FULLY PAID	SELL	\$0.88	-12,097	\$18.14	-\$10,564.93	101131348
12/11/2021	SPN.ASX	SPARC TECHNOLOGIES LIMITED ORDINARY FULLY PAID	SELL	\$1.79	-3,544	\$18.14	-\$6,323.81	101141128
12/11/2021	SPN.ASX	SPARC TECHNOLOGIES LIMITED ORDINARY FULLY PAID	SELL	\$1.80	-2,000	\$13.59	-\$3,575.05	101141127
15/11/2021	AGE.ASX	ALLIGATOR ENERGY LIMITED ORDINARY FULLY PAID	SELL	\$0.08	-133,421	\$18.14	-\$10,253.47	101233880
15/11/2021	ECT.ASX	ENVIRONMENTAL CLEAN TECHNOLOGIES LIMITED. ORDINARY FULLY PAID	BUY	\$0.07	295,214	\$21.85	\$21,869.88	101235186
15/11/2021	ECT.ASX	ENVIRONMENTAL CLEAN TECHNOLOGIES LIMITED. ORDINARY FULLY PAID	BUY	\$0.07	172,000	\$18.14	\$12,059.95	101233586
15/11/2021	ECT.ASX	ENVIRONMENTAL CLEAN TECHNOLOGIES LIMITED. ORDINARY FULLY PAID	BUY	\$0.06	135,942	\$18.14	\$8,448.35	101229121
15/11/2021	ECT.ASX	ENVIRONMENTAL CLEAN TECHNOLOGIES LIMITED. ORDINARY FULLY PAID	SELL	\$0.07	-154,154	\$18.14	-\$10,924.98	101234207
15/11/2021	RBL.ASX	REDBUBBLE LIMITED ORDINARY FULLY PAID	SELL	\$3.76	-2,260	\$18.14	-\$8,477.65	101224130
16/11/2021	ECT.ASX	ENVIRONMENTAL CLEAN TECHNOLOGIES LIMITED. ORDINARY FULLY PAID	SELL	\$0.10	-105,263	\$18.14	-\$9,980.04	101280322
16/11/2021	ECT.ASX	ENVIRONMENTAL CLEAN TECHNOLOGIES LIMITED. ORDINARY FULLY PAID	SELL	\$0.08	-117,647	\$18.14	-\$9,980.05	101278868

DOMESTIC TRANSACTIONS (CONTINUED)

1 July 2021 - 30 June 2022

Domestic Transactions as at 30 June 2022

Date	Code	Description	Type	Price	Quantity	Brokerage	Settlement Amount	Contract Note
16/11/2021	RNE.ASX	RENU ENERGY LIMITED ORDINARY FULLY PAID	BUY	\$0.13	153,386	\$18.14	\$19,960.13	101308908
16/11/2021	SYA.ASX	SAYONA MINING LIMITED ORDINARY FULLY PAID	SELL	\$0.16	-125,901	\$20.14	-\$20,122.01	101317546
17/11/2021	ACB.ASX	A-CAP ENERGY LIMITED ORDINARY FULLY PAID	SELL	\$0.18	-64,387	\$18.14	-\$11,247.78	101413592
17/11/2021	DEG.ASX	DE GREY MINING LIMITED ORDINARY FULLY PAID	SELL	\$1.22	-10,000	\$18.14	-\$12,130.05	101426740
17/11/2021	ECT.ASX	ENVIRONMENTAL CLEAN TECHNOLOGIES LIMITED. ORDINARY FULLY PAID	BUY	\$0.06	299,424	\$18.14	\$16,787.69	101420217
17/11/2021	LMG.ASX	LATROBE MAGNESIUM LIMITED ORDINARY FULLY PAID	BUY	\$0.13	235,642	\$30.63	\$30,667.15	101391248
17/11/2021	PAN.ASX	PANORAMIC RESOURCES LIMITED ORDINARY FULLY PAID	SELL	\$0.23	-73,073	\$18.14	-\$16,786.84	101416470
17/11/2021	RNE.ASX	RENU ENERGY LIMITED ORDINARY FULLY PAID	BUY	\$0.12	153,368	\$18.14	\$17,657.27	101431134
18/11/2021	DEG.ASX	DE GREY MINING LIMITED ORDINARY FULLY PAID	SELL	\$1.29	-3,775	\$13.59	-\$4,861.09	101522161
24/11/2021	DEG.ASX	DE GREY MINING LIMITED ORDINARY FULLY PAID	SELL	\$1.24	-8,543	\$18.14	-\$10,530.66	101859836
17/01/2022	ECT.ASX	ENVIRONMENTAL CLEAN TECHNOLOGIES LIMITED. ORDINARY FULLY PAID	BUY	\$0.03	329,597	\$18.14	\$10,567.05	104518814

No dividends to display

No holdings to display

No transactions to display

No dividends to display

85000 - Income Tax Payable/Refundable

2022 Financial Year

Preparer Steven Lee

Reviewer Sandra Lee

Status Completed

Account Code	Description	CY Balance	LY Balance	Change
85000	Income Tax Payable/Refundable	(\$1,632.60)		100%
TOTAL		CY Balance	LY Balance	
		(\$1,632.60)		

Supporting Documents

- Non Deductible Expense Reconciliation [Report](#)
- Tax Reconciliation Report [Report](#)
- Statement of Taxable Income [Report](#)
- Exempt Pension Reconciliation [Report](#)

Standard Checklist

- Attach Actuarial Certificate (if applicable)
- Attach any other Tax reconciliations
- Attach copy of Exempt Pension Reconciliation (if applicable)
- Attach copy of Non Deductible Expense Reconciliation (if applicable)
- Attach copy of Statement of Taxable Income
- Attach copy of Tax Reconciliation Report
- Confirm Transactions in ATO Portal

Philip Nim-Dixon Super Fund

Exempt Current Pension Income Reconciliation

For The Period 01 July 2021 - 30 June 2022

	Date	Account Code	Account Description	Taxable Amount	Actuary/Pool %	Exempt Amount
Label A						
Final calculations 01 July 2021 - 30 June 2022			Net Capital Gains	16,906.79	0.00 %	0.00
Segment - 01 July 2021 to 30 June 2022						
Label C						
	30/09/2021	25000/NAB305082875	Nabtrade Cash Account ***875	0.73		
	29/10/2021	25000/NAB305082875	Nabtrade Cash Account ***875	0.38		
	30/11/2021	25000/NAB305082875	Nabtrade Cash Account ***875	0.42		
	31/12/2021	25000/NAB305082875	Nabtrade Cash Account ***875	0.31		
	31/01/2022	25000/NAB305082875	Nabtrade Cash Account ***875	0.19		
			Total	2.03	0.000 %	0.00
					Total Segment ECPI *	0.00
					SMSF Annual Return Rounding	0.00
					Total ECPI	0.00

* Total Segment ECPI does not include ECPI amounts from Label A. The total ECPI from Label A is shown separately at the start of the report.

Philip Nim-Dixon Super Fund

Pension Non Deductible Expense Report

For The Period 01 July 2021 - 30 June 2022

	Date	Account Code	Account Description	Amount	Expense %	Deductible	Non Deductible
Segment - 01 July 2021 to 30 June 2022							
Label H							
	01/07/2021	30700	Auditor's Remuneration	262.50			
			Total	262.50	0.000 %	262.50	0.00
Label I							
	22/09/2021	37500/979447691	Investment Expenses	3,000.00			
	16/09/2021	37500/979447691	Investment Expenses	2,500.00			
			Total	5,500.00	0.000 %	5,500.00	0.00
Label J							
	01/07/2021	30100	Accountancy Fees	262.50			
			Total	262.50	0.000 %	262.50	0.00
Label L							
	01/07/2021	33200	Formation Expenses Written Off	800.00			
			Total	800.00	0.000 %	0.00	800.00
				Total Segment Expenses		6,025.00	800.00

Philip Nim-Dixon Super Fund
Pension Non Deductible Expense Report

For The Period 01 July 2021 - 30 June 2022

Date	Account Code	Account Description	Amount	Expense %	Deductible	Non Deductible
				Total Expenses *	6,025.00	800.00

* General expense percentage - 0.000 %

* Investment expense percentage - 0.000 %

Philip Nim-Dixon Super Fund
Statement of Taxable Income

For the year ended 30 June 2022

	2022
	\$
Benefits accrued as a result of operations	36,312.94
Less	
Non Taxable Transfer In	100,000.00
Realised Accounting Capital Gains	16,906.79
Non Taxable Contributions	1,325.00
	<u>118,231.79</u>
Add	
Decrease in MV of investments	75,095.88
SMSF non deductible expenses	800.00
Net Capital Gains	16,907.00
	<u>92,802.88</u>
SMSF Annual Return Rounding	(0.03)
	<u>10,884.00</u>
Taxable Income or Loss	<u>10,884.00</u>
Income Tax on Taxable Income or Loss	1,632.60
	<u>1,632.60</u>
CURRENT TAX OR REFUND	<u>1,632.60</u>
Supervisory Levy	259.00
Supervisory Levy Adjustment for New Funds	259.00
	<u>2,150.60</u>
AMOUNT DUE OR REFUNDABLE	<u>2,150.60</u>

Philip Nim-Dixon Super Fund

Tax Reconciliation Report

For the year ended 30 June 2022

Tax Return Label	Date	Account Code	Account Name	Amount \$
A - Net capital gain				
				16,906.79
Sub-Total				16,906.79
Ignore Cents				0.79
Total				16,906.00
C - Income - Gross interest				
	30/09/2021	25000/NAB305082875	Nabtrade Cash Account ***875	0.73
	29/10/2021	25000/NAB305082875	Nabtrade Cash Account ***875	0.38
	30/11/2021	25000/NAB305082875	Nabtrade Cash Account ***875	0.42
	31/12/2021	25000/NAB305082875	Nabtrade Cash Account ***875	0.31
	31/01/2022	25000/NAB305082875	Nabtrade Cash Account ***875	0.19
Sub-Total				2.03
Ignore Cents				0.03
Total				2.00
W - GROSS INCOME (Sum of labels A to U)				
				16,908.00
Sub-Total				16,908.00
Ignore Cents				0.00
Total				16,908.00
V - TOTAL ASSESSABLE INCOME (W less Y)				
				16,908.00
Sub-Total				16,908.00
Ignore Cents				0.00
Total				16,908.00
H1 - Expenses - SMSF auditor fee				
	01/07/2021	30700	Auditor's Remuneration	262.50
Sub-Total				262.50
Ignore Cents				0.50
Total				262.00
I1 - Expenses - Investment expenses				
	16/09/2021	37500/979447691	Investment Expenses	2,500.00
	22/09/2021	37500/979447691	Investment Expenses	3,000.00
Sub-Total				5,500.00
Ignore Cents				0.00
Total				5,500.00
J1 - Expenses - Management and administration expenses				
	01/07/2021	30100	Accountancy Fees	262.50
Sub-Total				262.50
Ignore Cents				0.50
Total				262.00
L2 - Expenses - Other amounts (Non-deductible)				

Philip Nim-Dixon Super Fund
Tax Reconciliation Report

For the year ended 30 June 2022

Tax Return Label	Date	Account Code	Account Name	Amount \$
L2 - Expenses - Other amounts (Non-deductible)				
	01/07/2021	33200	Formation Expenses Written Off	800.00
Sub-Total				800.00
Ignore Cents				0.00
Total				800.00
N - TOTAL DEDUCTIONS				
				6,024.00
Sub-Total				6,024.00
Ignore Cents				0.00
Total				6,024.00
Y - TOTAL NON DEDUCTIBLE EXPENSES				
				800.00
Sub-Total				800.00
Ignore Cents				0.00
Total				800.00
O - TAXABLE INCOME OR LOSS				
				10,884.00
Sub-Total				10,884.00
Ignore Cents				0.00
Total				10,884.00
Z - TOTAL SMSF EXPENSES				
				6,824.00
Sub-Total				6,824.00
Ignore Cents				0.00
Total				6,824.00
A - Taxable income				
				10,884.00
Sub-Total				10,884.00
Ignore Cents				0.00
Total				10,884.00
T1 - Tax on taxable income				
				1,632.60
Sub-Total				1,632.60
Ignore Cents				0.00
Total				1,632.60
B - Gross Tax				
				1,632.60
Sub-Total				1,632.60
Ignore Cents				0.00
Total				1,632.60

Philip Nim-Dixon Super Fund Tax Reconciliation Report

For the year ended 30 June 2022

Tax Return Label	Date	Account Code	Account Name	Amount \$
T2 - SUBTOTAL				
				1,632.60
Sub-Total				1,632.60
Ignore Cents				0.00
Total				1,632.60
T3 - SUBTOTAL 2				
				1,632.60
Sub-Total				1,632.60
Ignore Cents				0.00
Total				1,632.60
T5 - TAX PAYABLE				
				1,632.60
Sub-Total				1,632.60
Ignore Cents				0.00
Total				1,632.60
L - Supervisory levy				
				259.00
Sub-Total				259.00
Ignore Cents				0.00
Total				259.00
N - Supervisory levy adjustment for new funds				
				259.00
Sub-Total				259.00
Ignore Cents				0.00
Total				259.00
S - AMOUNT DUE OR REFUNDABLE				
				2,150.60
Sub-Total				2,150.60
Ignore Cents				0.00
Total				2,150.60

89000 - Deferred Tax Liability/Asset

2022 Financial Year

Preparer Steven Lee

Reviewer Sandra Lee

Status Completed

Account Code	Description	CY Balance	LY Balance	Change
89000	Deferred Tax Liability/Asset	\$7,509.59		100%
TOTAL		CY Balance	LY Balance	
		\$7,509.59		

Supporting Documents

- Deferred Tax Reconciliation Report [Report](#)

Standard Checklist

- Attach all source documentation and confirmations of Liability
- Attach copy of Deferred Tax Reconciliation Report

Philip Nim-Dixon Super Fund

Deferred Tax Reconciliation

For The Period 01 July 2021 - 30 June 2022

Investment Code	Investment Name	Revaluation/Tax Deferred	Permanent Difference (Non-Assessable)	Temporary Difference (Assessable)	Temporary Difference (Accumulation Portion)
Revaluations					
RNE.AX	77600/RNE.AX - Renu Energy Limited	(28,414.78)	(9,471.59)	(18,943.19)	(18,943.19)
LMG.AX	77600/LMG.AX - Latrobe Magnesium Limited	(16,528.63)	(5,509.54)	(11,019.09)	(11,019.09)
ECT.AX	77600/ECT.AX - Environmental Clean Technologies Limited.	(30,152.46)	(10,050.82)	(20,101.64)	(20,101.64)
		(75,095.87)	(25,031.95)	(50,063.92)	(50,063.92)
Total		(75,095.87)	(25,031.95)	(50,063.92)	(50,063.92)
Deferred Tax Liability (Asset) Summary					
Opening Balance		0.00			
Current Year Transactions		(7,509.59)			
Total Capital Losses		0.00			
Total Tax Losses		0.00			
Deferred Tax WriteBacks/Adjustment		0.00			
Capital Loss carried forward recouped		0.00			
Tax Loss carried forward recouped		0.00			
Closing Balance		(7,509.59)			

A - Financial Statements

2022 Financial Year

Preparer Steven Lee

Reviewer Sandra Lee

Status Completed

Supporting Documents

No supporting documents

Standard Checklist

- Attach copy of Financial Statements
- Attach copy of SMSF Annual Return

B - Permanent Documents

2022 Financial Year

Preparer Steven Lee

Reviewer Sandra Lee

Status Completed

Supporting Documents

- Fund Summary Report Report

Standard Checklist

- Attach latest copy of ASIC annual company statement (if corporate trustee)
- Ensure latest copies of ATO Trustee Declarations and ATO confirmation that the fund is a regulated fund is attached
- Ensure latest copies of trustee consents, member consents and registers are attached
- Ensure latest copy of trust deed (including amendments) are attached
- Use [Australian Business Register](#) to ensure details are correct
- Use [Super Fund Lookup](#) to check the eligibility to receive rollovers and contributions

Philip Nim-Dixon Super Fund Fund Summary Report

As at 30 June 2022

Fund Details

Date Formed: 01/07/2021
Tax File Number: Provided
ABN: 36755121882

Period: 01/07/2021 - 30/06/2022
Fund Type: SMSF
GST Registered: No

Postal Address:

61 Hardey East Road
Wattle Grove, Western Australia 6107

Physical Address:

61 Hardey East Road
Wattle Grove, Western Australia 6107

Members

Number of Members: 1

Name	Age	Member Accounts	Pension Accounts	Tax File Number	Beneficiary Details
Nim-Dixon, Philip	52	1	0	Provided	Not Provided

Fund Relationships

Relationship Type	Contact
Accountant	Superhelp Australia Pty Limited
Auditor	Super Audits Pty Ltd
Fund Contact	Nim-Dixon, Philip
Tax Agent	Superhelp Australia Pty Limited
Trustee	NIM-DIXON PTY LTD Nim-Dixon, Philip

C - Other Documents

2022 Financial Year

Preparer Steven Lee

Reviewer Sandra Lee

Status Completed

Supporting Documents

- smsf-investment-strategy.pdf
- InvestmentStrategy-01072021-30062022.pdf

Standard Checklist

- Attach copy of any SOAs issued during the Financial Year
- Attach copy of Investment Strategy
- Attach signed Engagement Letter
- Attach signed Trustee Representation Letter
- Attach Trustee Minutes prepared during the year

Philip Nim-Dixon Super Fund

Investment Strategy

Overview

The aim of this strategy is to provide the Members with an income on retirement.

Investment Objectives

The Trustee(s) will at all times ensure the funds assets are invested in accordance with the trust deed and comply with the applicable legislative requirements.

The Trustee(s) will act prudently to maximise the rate of return, subject to acceptable risk parameters whilst maintaining an appropriate diversification across a broad range of assets whilst assessing the risks where it is determined the fund's portfolio lacks diversification and / or has elected to implement a sector bias.

Having considered the risk profile of the fund and the member's needs and circumstances, the trustee has adopted the following objectives for the investment of assets of the fund;

- to achieve an investment return (based on market values and net of tax and charges) that exceeds the CPI by at least 3% per annum when measured over a rolling 5 year period.
- to have a probability of zero or negative returns in any 12 Month period of less than one in five years; and
- have sufficient liquidity to meet liabilities as and when they fall due.
- to consider the need to hold a policy of insurance for one or more members of the fund.

Investment Strategy

The fund will invest in a portfolio of assets according to market conditions and within the ranges specified below:

Asset Allocation

The targeted asset allocation will be in the following ranges:

<u>Asset Class</u>	<u>Target Range</u>	<u>Benchmark</u>
Australian Shares	0 - 80 %	80 %
International Shares	0 - 0 %	0 %
Cash	0 - 20 %	20 %
Australian Fixed Interest	0 - 0 %	0 %
International Fixed Interest	0 - 0 %	0 %
Mortgages	0 - 0 %	0%
Direct Property	0 - 0 %	0 %
Listed Property	0 - 0 %	0 %
Other	0 - 0 %	0 %

Quality companies and trusts as supported by research and fundamental analysis will be selected. Direct investments in property, artwork and lease equipment may form part of the strategy provided there is sufficient basis for the decision.

Insurance

The Trustees have considered and consulted Professional Advice where necessary to ensure that all fund members have the correct type and level of insurance. Insurance may be held within or outside the SMSF.

Review and Monitoring

The trustees will monitor and review the fund's investment activities on a regular basis and to communicate with the members should they feel that any change in strategy is necessary in order to achieve the fund's objective.

Date: 30/05/2023

**Philip Nim-Dixon Super Fund
Investment Strategy**



.....
PhilipNim-Dixon

Investment Strategy

The SMSF Investment Strategy for { Nim-Dixon Super Fund } is detailed below.

Overview

This Investment Strategy is created in compliance with the SIS Act. As part of this Investment Strategy the Trustees acknowledge that:

- the Fund accepts employer and member contributions as the laws allow.
- the Fund accepts transfers from other superannuation funds and from a spouse as the laws allow.
- the Fund can invest in accordance with this Investment Strategy.
- the Fund provides benefits to members upon retirement as the laws allow.
- the Fund allows access to any unrestricted non-preserved benefits as the laws allow.
- the Fund provides other activities as allowed by the laws and regulations from time to time.

Investment Objectives

The objective of the Fund is to maximise benefits for the purposes of providing retirement benefits to the Fund's Members in accordance with the Trust Deed governing the Fund's operations. The Investment Objectives which have been considered by the Trustees in formulating the Investment Strategy include that the Trustees have, and must continue to:

- act prudently to pursue the maximum rate of return possible, subject to acceptable risk and diversification parameters;
- in setting those parameters, take into account the risk involved in making, holding and realising, and the likely return from, the Fund's investments;
- take into account the number of years to retirement of the Members when considering investment options;
- establish a tolerance within the Fund to short term fluctuations in income and capital values given the profile of the Members' ages;
- have proper regard to the risks associated with the investments given the Fund's Objectives and cash flow requirements;
- invest to ensure sufficient liquidity is retained within the Fund to meet benefit payments and other liabilities as they fall due;
- consider the composition of the Fund's investments as a whole, including the extent to which its investments are diverse or involve the Fund in being exposed to risks from inadequate diversification;
- consider their ability to discharge the Fund's existing and prospective liabilities;
- before investing in a particular asset, have proper regard to the balance between the risk and return, so as to maximize the rate of return on members' entitlements subject to an appropriate level of risk; and
- consider whether the Fund should hold a contract of insurance that provides insurance cover for one or more Members.

Investment Review

The Investment Objectives will be reviewed annually and at such other times as a significant event occurs which affects the Fund.

Investment Strategy

With regard to the Investment Objectives outlined above the Trustees have adopted to pursue an Investment Strategy aimed at accumulating over the long term some or all of the following asset classes:

Cash	Managed Funds (Unlisted)
Online Savings Accounts	Managed Funds (Listed via mFunds)
Term Deposits	Metals
Australian Shares	Bonds

International Shares
ETFs
Residential Property (with Borrowing)
Residential Property (No Borrowing)
Commercial Property (with Borrowing)
Commercial Property (No Borrowing)
Cryptocurrency

CFDs
Options
Warrants
Forex
IPOs
Loans
Other Assets allowed by Super Law.

Diversification and Percentage Investment Range

The Trustees consider that no specific percentage range for each of the above asset classes should be adopted but that each asset class should be considered on its own investment merits having regard to an appropriate degree of diversification noting that diversification is only one factor to be considered in this strategy.

The Trustees have considered in formulating this Investment Strategy, and in conducting future reviews of this Investment Strategy will consider, the composition of the entity's investments as a whole, including the extent to which they are diverse or involve exposure of the entity to risks from inadequate diversification.

The Trustees have considered the level of risk associated with its current investment portfolio, and will continue to do so, by reference to the extent to which the Fund is exposed to risks from concentration of the Fund's investments in a particular asset class (**Concentration Risk**).

Single Asset Investment Strategy

A single asset strategy may be adopted by the Fund if the asset proposed to be invested in is considered by the Trustee to satisfy the Investment Objectives and provided that the Trustees have considered the relevant Concentration Risk.

Arms-Length Basis

All investments by the Fund shall be on an arm's length basis and will be acquired, maintained or disposed of on commercial terms at market rates of returns.

Maximising Member Returns

The Trustee considers that this Investment Strategy will fulfil the principal objective of maximising member returns having regard to risk and is consistent with the investment objectives of the Fund.

Limited Recourse Borrowings

The Trustee may borrow money under a limited recourse loan as provided for under sections 67A and 67B of the SIS Act. The Borrowings may be used for any permitted purpose including the purchasing, refinancing, repair and maintenance of an Acquirable Asset such as a Property.

Insurance

The Trustee notes that they cannot accept the transfer of an existing insurance policy from a member, or a relative of a member but may arrange new Insurance cover for members within the Fund.

The Trustee has considered, and will continue to consider, whether insurance such as life insurance, income protection insurance and disability cover, or other permissible cover, should be held for one or more Members. Arranging insurance cover will depend on the age, applicable premium and extent of cover appropriate and is subject to the availability of insurance in respect of a member.

The Trustees will continue to evaluate available insurance in consultation with the Members, and where insurance is in place, the continued suitability of that insurance.

Paying Debts

The Trustee is obliged to pay tax, expenses and benefits on behalf of the Fund. The Trustee ensures that it holds sufficient cash (or readily realisable assets) to meet such obligations.

Personal Assets and Fund Assets to be kept separate

The Trustee must ensure that money and other assets of the Fund are kept separate from those held by the Trustee personally.


Revalue annually

When preparing the documents such as the statement of the Fund's financial position, the trustee must ensure that the Fund's assets are valued at their market value.

Review

The Trustees are to regularly review the Funds investment strategy and evidence this review in the minutes of trustee meetings held during the income year. The Trustees may review this strategy as required, but it will be reviewed at least annually.

Date: 30/05/2023
.....

Signature: 
.....

Trustee: Philip Nim-Dixon
.....

Signature:
.....

Trustee:
.....

D - Pension Documentation

2022 Financial Year

Preparer Steven Lee

Reviewer Sandra Lee

Status Completed

Supporting Documents

- Transfer Balance Account Summary [Report](#)

Standard Checklist

- Attach Actuarial Certificate
- Attach documentation supporting any pensions commenced during the financial year
- Attach documentation supporting any pensions commuted during the financial year
- Ensure correct Transfer Balance Account Reports have been lodged with the ATO

Philip Nim-Dixon Super Fund

Transfer Balance Account Summary

For The Period 01 July 2021 - 30 June 2022

Member	Pension Type	Date	Lodgment Date	Transaction Type	Event Type	Debit	Credit	Balance	Cap Limit	Remaining Cap
--------	--------------	------	---------------	------------------	------------	-------	--------	---------	-----------	---------------

Philip Nim-Dixon

E - Estate Planning

2022 Financial Year

Preparer Steven Lee

Reviewer Sandra Lee

Status Completed

Supporting Documents

No supporting documents

Standard Checklist

- Attach Death Benefit Nominations (if applicable)
- Attach Life Insurance Policies (if applicable)
- Attach Reversionary Pension documentation (if applicable)
- Attach SMSF Will (if applicable)
- Review current Estate planning to ensure it matches wishes of members