
Workpapers - 2021 Financial Year

RICHINA SUPERANNUATION FUND

Preparer: Aira Cutiongco

Reviewer: Steven Lee

Printed: 01 August 2022

Lead Schedule

2021 Financial Year

Code	Workpaper	CY Balance	LY Balance	Change	Status
23800	Distributions Received		(\$611.81)	100%	Completed
23900	Dividends Received	(\$4,621.06)	(\$14,439.51)	(68)%	Completed
24200	Contributions	(\$15,000.00)	(\$17,000.00)	(11.76)%	Completed
24700	Changes in Market Values of Investments	(\$39,030.46)	(\$8,921.05)	337.51%	Completed
24800	Changes in Market Values of Other Assets	\$1.22		100%	Completed
25000	Interest Received	(\$26.36)	(\$84.98)	(68.98)%	Completed
25100	Interest Received ATO General Interest Charge	(\$0.54)		100%	Completed
26500	Other Investment Income	(\$99.75)	(\$125.28)	(20.38)%	Completed
30100	Accountancy Fees	\$1,185.00	\$85.00	1294.12%	Completed
30400	ATO Supervisory Levy	\$518.00		100%	Completed
30700	Auditor's Remuneration	\$900.00	\$450.00	100%	Completed
37500	Investment Expenses	\$82.50	\$82.50	0%	Completed
41600	Pensions Paid	\$14,465.00	\$37,000.00	(60.91)%	Completed
48500	Income Tax Expense	\$1,076.07	(\$2,757.28)	(139.03)%	Completed
49000	Profit/Loss Allocation Account	\$40,550.38	\$6,322.41	541.38%	Completed
50000	Members	(\$581,888.56)	(\$541,338.18)	7.49%	Completed
60400	Bank Accounts	\$63,889.39	\$23,391.06	173.14%	Completed

Code	Workpaper	CY Balance	LY Balance	Change	Status
62550	Reinvestment Residual Account	\$25.88	\$25.88	0%	Completed
68000	Sundry Debtors		\$1.92	100%	Completed
70040	Cryptocurrency	\$74,656.88		100%	Completed
77600	Shares in Listed Companies (Australian)	\$283,356.04	\$490,331.72	(42.21)%	Completed
77700	Shares in Listed Companies (Overseas)	\$161,036.65	\$21,176.74	660.44%	Completed
85000	Income Tax Payable /Refundable	(\$1,076.07)	\$8,070.81	(113.33)%	Completed
88000	Sundry Creditors		(\$1,659.95)	100%	Completed
A	Financial Statements				Completed
B	Permanent Documents				Completed
C	Other Documents				Completed
D	Pension Documentation				Completed
E	Estate Planning				Completed

23800 - Distributions Received

2021 Financial Year

Preparer Aira Cutiongco

Reviewer Steven Lee

Status Completed

Account Code	Description	CY Balance	LY Balance	Change
PCI.AX	Perpetual Credit Income Trust		(\$528.89)	100%
SLT2562AU	Smrtr Mny Lng-Shrt Crdt Fd(Asst CI)		(\$82.92)	100%
TOTAL		CY Balance	LY Balance	
			(\$611.81)	

Supporting Documents

No supporting documents

Standard Checklist

- Attach a copy of all Tax Statements
- Attach a copy of Distribution Reconciliation Report
- Ensure all Distributions have been reviewed on [Distribution Tax Automation](#)

23900 - Dividends Received

2021 Financial Year

Preparer Aira Cutiongco

Reviewer Steven Lee

Status Completed

Account Code	Description	CY Balance	LY Balance	Change
AAPL.NDQ17	Apple Inc	(\$39.53)		100%
ASX.AX	ASX Limited	(\$122.50)	(\$116.40)	5.24%
BHP.AX	BHP Group Limited		(\$1,478.13)	100%
BKL.AX	Blackmores Limited		(\$77.00)	100%
CBA.AXW	Commonwealth Bank Of Australia.	(\$98.00)		100%
CSL.AX	CSL Limited	(\$1,127.46)	(\$805.02)	40.05%
FMG.AX	Fortescue Metals Group Ltd		(\$3,000.00)	100%
GE.NYE1	General Electric Co.	(\$19.26)		100%
MQG.AX	Macquarie Group Limited	(\$630.00)	(\$1,680.00)	(62.5)%
MQGPB.AX	Macquarie Group Limited	(\$447.08)		100%
MQGPC.AX	Macquarie Group Limited (Capital Notes 3)	(\$693.54)	(\$839.76)	(17.41)%
MSFT.NDQ01	MICROSOFT CORP	(\$83.20)		100%
NAB.AX	National Australia Bank Limited	(\$113.40)	(\$168.49)	(32.7)%
NCM.AX	Newcrest Mining Limited	(\$121.90)		100%
NVDA.NDQ11	NVIDIA Corp	(\$14.75)		100%
ORG.AXW	Origin Energy Limited	(\$125.00)		100%
REA.AX	REA Group Ltd		(\$291.00)	100%
RIO.AX	RIO Tinto Limited	(\$432.94)	(\$5,258.56)	(91.77)%
SEK.AX	Seek Limited	(\$52.00)		100%

Account Code	Description	CY Balance	LY Balance	Change
STO.AXW	Santos Limited	(\$58.28)	(\$133.14)	(56.23)%
WBC.AX	Westpac Banking Corporation	(\$116.00)		100%
WPL.AX	Woodside Petroleum Ltd	(\$326.22)	(\$592.01)	(44.9)%
TOTAL		CY Balance	LY Balance	
		(\$4,621.06)	(\$14,439.51)	

Supporting Documents

- Dividend Reconciliation Report [Report](#)
- Investment Income Comparison Report [Report](#)
- CL1 dividend error.jpg
- International Dividends.pdf
- Etrade - tax report.pdf

Standard Checklist

- Attach copies of all dividend statements
- Attach copy of Dividend Reconciliation Report
- Attach copy of Investment Income Comparison Report

RICHINA SUPERANNUATION FUND

Dividend Reconciliation Report

For The Period 01 July 2020 - 30 June 2021

Date	Net Payment Received	Australian Income			Foreign Income			Withheld		
		Unfranked	Franked	Franking Credits	Foreign Income	Foreign Credits	NZ Credits	TFN Withheld	Non-Resident	LIC Deduction
Shares in Listed Companies (Australian)										
ASX.AX ASX Limited										
30/09/2020	122.50	0.00	122.50	52.50						
	122.50	0.00	122.50	52.50						
CBA.AX Commonwealth Bank Of Australia.										
30/09/2020	98.00	0.00	98.00	42.00						
	98.00	0.00	98.00	42.00						
CSL.AX CSL Limited										
09/10/2020	587.83	587.83	0.00	0.00						
01/04/2021	539.63	539.63	0.00	0.00						
	1,127.46	1,127.46	0.00	0.00						
MQG.AX Macquarie Group Limited										
03/07/2020	360.00	216.00	144.00	61.71						
22/12/2020	270.00	162.00	108.00	46.29						
	630.00	378.00	252.00	108.00						
MQGPB.AX Macquarie Group Limited										
17/03/2021	447.08	268.25	178.83	76.64						

RICHINA SUPERANNUATION FUND

Dividend Reconciliation Report

For The Period 01 July 2020 - 30 June 2021

Date	Net Payment Received	Australian Income			Foreign Income			Withheld		
		Unfranked	Franked	Franking Credits	Foreign Income	Foreign Credits	NZ Credits	TFN Withheld	Non-Resident	LIC Deduction
	447.08	268.25	178.83	76.64						
MQGPC.AX Macquarie Group Limited (Capital Notes 3)										
15/09/2020	176.44	105.86	70.58	30.25						
15/12/2020	174.22	104.53	69.69	29.87						
15/03/2021	169.16	101.50	67.66	29.00						
15/06/2021	173.72	104.23	69.49	29.78						
	693.54	416.12	277.42	118.90						
NAB.AX National Australia Bank Limited										
03/07/2020	30.00	0.00	30.00	12.86						
10/12/2020	83.40	0.00	83.40	35.74						
	113.40	0.00	113.40	48.60						
NCM.AX Newcrest Mining Limited										
25/09/2020	121.90	0.00	121.90							
	121.90	0.00	121.90							
ORG.AX Origin Energy Limited										
26/03/2021	125.00	125.00	0.00	0.00						
	125.00	125.00	0.00	0.00						

RICHINA SUPERANNUATION FUND

Dividend Reconciliation Report

For The Period 01 July 2020 - 30 June 2021

Date	Net Payment Received	Australian Income			Foreign Income			Withheld		
		Unfranked	Franked	Franking Credits	Foreign Income	Foreign Credits	NZ Credits	TFN Withheld	Non-Resident	LIC Deduction
RIO.AX RIO Tinto Limited										
17/09/2020	432.94	0.00	432.94	185.55						
	432.94	0.00	432.94	185.55						
SEK.AX Seek Limited										
23/07/2020	52.00	0.00	52.00	22.29						
	52.00	0.00	52.00	22.29						
STO.AX Santos Limited										
24/09/2020	58.28	0.00	58.28	24.98						
	58.28	0.00	58.28	24.98						
WBC.AX Westpac Banking Corporation										
25/06/2021	116.00	0.00	116.00	49.71						
	116.00	0.00	116.00	49.71						
WPL.AX Woodside Petroleum Ltd										
18/09/2020	326.22	0.00	326.22	139.81						
	326.22	0.00	326.22	139.81						
	4,464.32	2,314.83	2,149.49	868.98						

Shares in Listed Companies (Overseas)

RICHINA SUPERANNUATION FUND

Dividend Reconciliation Report

For The Period 01 July 2020 - 30 June 2021

Date	Net Payment Received	Australian Income			Foreign Income			Withheld		
		Unfranked	Franked	Franking Credits	Foreign Income	Foreign Credits	NZ Credits	TFN Withheld	Non-Resident	LIC Deduction
AAPL.NDQ Apple Inc										
24/11/2020	13.48				13.48	2.38				
16/02/2021	12.51				12.51	2.20				
27/05/2021	13.54				13.54	2.39				
	39.53				39.53	6.97				
GE.NYE General Electric Co.										
05/02/2021	9.73				9.73	1.71				
28/04/2021	9.53				9.53	1.68				
	19.26				19.26	3.39				
MSFT.NDQ MICROSOFT CORP										
15/09/2020	20.22				20.22	3.57				
18/12/2020	21.22				21.22	3.75				
23/03/2021	20.92				20.92	3.70				
15/06/2021	20.84				20.84	3.68				
	83.20				83.20	14.70				
NVDA.NDQ NVIDIA Corp										
29/09/2020	5.18				5.18	0.92				

RICHINA SUPERANNUATION FUND
Dividend Reconciliation Report

For The Period 01 July 2020 - 30 June 2021

Date	Net Payment Received	Australian Income			Foreign Income			Withheld		
		Unfranked	Franked	Franking Credits	Foreign Income	Foreign Credits	NZ Credits	TFN Withheld	Non-Resident	LIC Deduction
18/01/2021	4.77				4.77	0.84				
08/04/2021	4.80				4.80	0.85				
	14.75				14.75	2.61				
	156.74				156.74	27.67				
TOTAL	4,621.06	2,314.83	2,149.49	868.98	156.74	27.67				

Tax Return Reconciliation

	Totals	Tax Return Label
Unfranked	2,314.83	J
Franked Dividends	2,149.49	K
Franking Credits	868.98	L

RICHINA SUPERANNUATION FUND

Investment Income Comparison Report

As at 30 June 2021

Investment	Ledger Data				ASX & UUT Data						
	Transaction Date	Income Amount	Franking Credit	Date Payable	Ex Div/Dist Date	Units On Hand	45 Day Qualified	Amount per share/unit	Estimated Income	Estimated Franking*	
Reconciled											
Shares in Listed Companies (Australian)											
ASX.AX	ASX Limited	30/09/2020	122.50	52.50	30/09/2020	07/09/2020	100.00	100.00	1.2250	122.50	52.50
CBA.AX	Commonwealth Bank Of Australia.	30/09/2020	98.00	42.00	30/09/2020	19/08/2020	100.00	100.00	0.9800	98.00	42.00
CSL.AX	CSL Limited	09/10/2020	587.83	0.00	09/10/2020	10/09/2020	400.00	400.00	1.4696	587.83	0.00
CSL.AX	CSL Limited	01/04/2021	539.63	0.00	01/04/2021	04/03/2021	400.00	400.00	1.3491	539.63	0.00
MQG.AX	Macquarie Group Limited	03/07/2020	360.00	61.71	03/07/2020	18/05/2020	200.00	200.00	1.8000	360.00	61.71
MQG.AX	Macquarie Group Limited	22/12/2020	270.00	46.29	22/12/2020	16/11/2020	200.00	200.00	1.3500	270.00	46.29
MQGPB.AX	Macquarie Group Limited	17/03/2021	447.08	76.64	17/03/2021	08/03/2021	200.00	200.00	2.2354	447.08	76.64
MQGPC.AX	Macquarie Group Limited (Capital Notes 3)	15/09/2020	176.44	30.25	15/09/2020	04/09/2020	200.00	200.00	0.8822	176.44	30.25
MQGPC.AX	Macquarie Group Limited (Capital Notes 3)	15/12/2020	174.22	29.87	15/12/2020	04/12/2020	200.00	200.00	0.8711	174.22	29.87
MQGPC.AX	Macquarie Group Limited (Capital Notes 3)	15/03/2021	169.16	29.00	15/03/2021	04/03/2021	200.00	200.00	0.8458	169.16	29.00
MQGPC.AX	Macquarie Group Limited (Capital Notes 3)	15/06/2021	173.72	29.78	15/06/2021	03/06/2021	200.00	200.00	0.8686	173.72	29.78
NAB.AX	National Australia Bank Limited	03/07/2020	30.00	12.86	03/07/2020	01/05/2020	100.00	100.00	0.3000	30.00	12.86
NAB.AX	National Australia Bank Limited	10/12/2020	83.40	35.74	10/12/2020	12/11/2020	278.00	278.00	0.3000	83.40	35.74
NCM.AX	Newcrest Mining Limited	25/09/2020	121.90		25/09/2020	21/08/2020	500.00	0.00	0.2438	121.90	0.00
ORG.AX	Origin Energy Limited	26/03/2021	125.00	0.00	26/03/2021	03/03/2021	1,000.00	1,000.00	0.1250	125.00	0.00
RIO.AX	RIO Tinto Limited	17/09/2020	432.94	185.55	17/09/2020	06/08/2020	200.00	200.00	2.1647	432.94	185.55
SEK.AX	Seek Limited	23/07/2020	52.00	22.29	23/07/2020	25/03/2020	400.00	400.00	0.1300	52.00	22.29
STO.AX	Santos Limited	24/09/2020	58.28	24.98	24/09/2020	25/08/2020	2,000.00	2,000.00	0.0291	58.28	24.98
WBC.AX	Westpac Banking Corporation	25/06/2021	116.00	49.71	25/06/2021	13/05/2021	200.00	200.00	0.5800	116.00	49.71
WPL.AX	Woodside Petroleum Ltd	18/09/2020	326.22	139.81	18/09/2020	24/08/2020	900.00	900.00	0.3625	326.22	139.81

RICHINA SUPERANNUATION FUND

Investment Income Comparison Report

As at 30 June 2021

Investment	Ledger Data			ASX & UUT Data						
	Transaction Date	Income Amount	Franking Credit	Date Payable	Ex Div/Dist Date	Units On Hand	45 Day Qualified	Amount per share/unit	Estimated Income	Estimated Franking*
		4,464.32	868.98					18.1119	4,464.32	868.98
Unreconciled										
Shares in Listed Companies (Overseas)										
AAPL.NDQ	Apple Inc	24/11/2020	13.48							
AAPL.NDQ	Apple Inc	16/02/2021	12.51							
AAPL.NDQ	Apple Inc	27/05/2021	13.54							
GE.NYE	General Electric Co.	05/02/2021	9.73							
GE.NYE	General Electric Co.	28/04/2021	9.53							
MSFT.NDQ	MICROSOFT CORP	15/09/2020	20.22							
MSFT.NDQ	MICROSOFT CORP	18/12/2020	21.22							
MSFT.NDQ	MICROSOFT CORP	23/03/2021	20.92							
MSFT.NDQ	MICROSOFT CORP	15/06/2021	20.84							
NVDA.NDQ	NVIDIA Corp	29/09/2020	5.18							
NVDA.NDQ	NVIDIA Corp	18/01/2021	4.77							
NVDA.NDQ	NVIDIA Corp	08/04/2021	4.80							
		156.74								
		4,621.06	868.98					18.1119	4,464.32	868.98

*Franking credit is estimated using 45 day qualified units. The estimation might not be accurate for preference shares and hedging arrangements.

The third query I answer as follows :

The ANZ Paemium report shows that I held and received two dividends on CL1.AX shares (Class) in FY2021 – this is not correct as my SMSF did not hold the shares and did not receive these dividends.

This has been an error from the ANZ Paemium.



Portfolio ID: 1313249

Tax summary

01 Jul 2020 to 30 Jun 2021



Assessable income

Australian income		
Interest	Interest	3.29
	Interest exempt from NRWT	-
	Total interest	3.29
Dividends	Unfranked	332.36
	Unfranked CFI	1,982.47
	Total unfranked	2,314.83
	Franked	2,239.69
	Franking credits	900.68
Total dividends	5,455.20	
Trust income	Franked distributions	-
	Franking credits	-
	Gross franked distributions	-
	Other trust income ^(a)	-
Total trust income	-	
Total Australian income	5,458.49	
Foreign income		
Other	Other foreign source income	-
Total foreign income	-	
Net capital gain ^(b)	27,012.40	
Total assessable income	32,470.89	

(a) Share of net income from trusts (excluding gross franked distributions, foreign income, capital gains, and non-assessable amounts). For more details, refer to the 'Trust income' section of the **Income transactions** report.

(b) For more details, refer to the 'Summary of CGT gains/losses' section of the **Realised CGT** report.

Deductions

There were no deductions recorded in this period.

Tax offsets, credits and NCMI

Franking credits		
Dividends	Franking credits	952.92
	Less franking credits denied	-52.24
		900.68
Total franking credits		900.68



Portfolio ID: 1313249

Realised CGT

01 Jul 2020 to 30 Jun 2021



Disposals of CGT assets

Asset	Tax date	Purchase date	Sale date	Sale quantity	Actual cost \$	Adjusted cost ^(a) \$	Indexed cost \$	Sale proceeds \$	Gross gain \$	Capital gain using the different calculation methods			CGT gain ^(c) \$	CGT loss \$	CGT exempt gain/loss \$
										Discounted gain ^(b) \$	Indexed gain \$	Other gain \$			
AGL ENERGY LIMITED. FPO															
AGL	14/08/2020	14/08/2020	21/08/2020	500	7,704.95	7,704.95	NA	7,730.05	25.10	NA	NA	25.10	NA	NA	NA
AGL totals				500	7,704.95	7,704.95	NA	7,730.05	25.10	NA	NA	25.10	NA	NA	NA
AGRIMIN LIMITED FPO															
AMN	18/02/2021	18/02/2021	10/05/2021	20,000	13,887.82	13,887.82	NA	9,624.15	-	NA	NA	NA	-4,263.67	NA	NA
AMN totals				20,000	13,887.82	13,887.82	NA	9,624.15	-	NA	NA	NA	-4,263.67	NA	NA
AUSTRALIA AND NEW ZEALAND BANKING GROUP LIMITED FPO															
ANZ	13/03/2020	13/03/2020	29/07/2020	100	1,637.95	1,637.95	NA	1,852.35	214.40	NA	NA	214.40	NA	NA	NA
	02/04/2020	02/04/2020	29/07/2020	200	3,215.95	3,215.95	NA	3,704.70	488.75	NA	NA	488.75	NA	NA	NA
ANZ totals				300	4,853.90	4,853.90	NA	5,557.05	703.15	NA	NA	703.15	NA	NA	NA
AFTERPAY LIMITED FPO															
APT	10/07/2020	10/07/2020	02/10/2020	50	3,646.80	3,646.80	NA	3,964.64	317.84	NA	NA	317.84	NA	NA	NA
	17/07/2020	17/07/2020	02/10/2020	150	10,061.70	10,061.70	NA	11,893.90	1,832.20	NA	NA	1,832.20	NA	NA	NA
	01/09/2020	01/09/2020	02/10/2020	100	8,507.95	8,507.95	NA	7,929.27	-	NA	NA	NA	-578.68	NA	NA
	05/10/2020	05/10/2020	10/05/2021	100	7,983.15	7,983.15	NA	9,648.37	1,665.22	NA	NA	1,665.22	NA	NA	NA
	29/10/2020	29/10/2020	10/05/2021	100	9,830.95	9,830.95	NA	9,648.38	-	NA	NA	NA	-182.57	NA	NA
APT totals				500	40,030.55	40,030.55	NA	43,084.56	3,815.26	NA	NA	3,815.26	-761.25	NA	NA
ASX LIMITED FPO															
ASX	02/03/2020	02/03/2020	02/10/2020	100	7,455.54	7,455.54	NA	7,994.05	538.51	NA	NA	538.51	NA	NA	NA
ASX totals				100	7,455.54	7,455.54	NA	7,994.05	538.51	NA	NA	538.51	NA	NA	NA
AVITA MEDICAL INC. CDIS 5:1															
AVH	18/03/2020	30/06/2020	02/10/2020	250	1,744.95	1,744.95	NA	1,720.02	-	NA	NA	NA	-24.93	NA	NA
	29/06/2020	30/06/2020	02/10/2020	250	2,042.50	2,042.50	NA	1,720.03	-	NA	NA	NA	-322.47	NA	NA
AVH totals				500	3,787.45	3,787.45	NA	3,440.05	-	NA	NA	NA	-347.40	NA	NA
BRAINCHIP HOLDINGS LTD FPO															
BRN	13/10/2020	13/10/2020	29/12/2020	10,000	3,819.95	3,819.95	NA	4,280.05	460.10	NA	NA	460.10	NA	NA	NA
BRN totals				10,000	3,819.95	3,819.95	NA	4,280.05	460.10	NA	NA	460.10	NA	NA	NA
BLUESCOPE STEEL LIMITED FPO															
BSL	09/07/2020	09/07/2020	10/07/2020	9,000	97,126.72	97,126.72	NA	97,362.78	236.06	NA	NA	236.06	NA	NA	NA
BSL totals				9,000	97,126.72	97,126.72	NA	97,362.78	236.06	NA	NA	236.06	NA	NA	NA
COMMONWEALTH BANK OF AUSTRALIA. FPO															
CBA	13/03/2020	13/03/2020	24/08/2020	50	2,940.95	2,940.95	NA	3,452.52	511.57	NA	NA	511.57	NA	NA	NA
	15/04/2020	15/04/2020	24/08/2020	50	3,115.95	3,115.95	NA	3,452.53	336.58	NA	NA	336.58	NA	NA	NA
CBA totals				100	6,056.90	6,056.90	NA	6,905.05	848.15	NA	NA	848.15	NA	NA	NA
CHALLENGER LIMITED FPO															

Disposals of CGT assets continued

Asset	Tax date	Purchase date	Sale date	Sale quantity	Actual cost \$	Adjusted cost ^(a) \$	Indexed cost \$	Sale proceeds \$	Gross gain \$	Capital gain using the different calculation methods			CGT gain ^(c) \$	CGT loss \$	CGT exempt gain/loss \$
										Discounted gain ^(b) \$	Indexed gain \$	Other gain \$			
CGF	13/03/2020	13/03/2020	04/08/2020	500	2,768.31	2,768.31	NA	2,216.68	-	NA	NA	NA	-551.63	NA	
	19/03/2020	19/03/2020	04/08/2020	1,000	3,791.76	3,791.76	NA	4,433.37	641.61	NA	NA	641.61	NA	NA	
	19/08/2020	19/08/2020	26/08/2020	1,000	3,679.95	3,679.95	NA	3,820.05	140.10	NA	NA	140.10	NA	NA	
CGF totals				2,500	10,240.02	10,240.02	NA	10,470.10	781.71	NA	NA	781.71	-551.63	NA	
DOUGH LIMITED FPO															
DOU	19/10/2020	19/10/2020	19/10/2020	150,000	45,049.50	45,049.50	NA	45,699.67	650.17	NA	NA	650.17	650.17	NA	NA
	19/10/2020	19/10/2020	19/10/2020	150,000	44,298.68	44,298.68	NA	45,699.67	1,400.99	NA	NA	1,400.99	1,400.99	NA	NA
	19/10/2020	19/10/2020	19/10/2020	150,000	44,298.68	44,298.68	NA	45,699.67	1,400.99	NA	NA	1,400.99	1,400.99	NA	NA
	19/10/2020	19/10/2020	19/10/2020	100,000	28,531.35	28,531.35	NA	27,969.20	-	NA	NA	NA	-562.15	NA	
	15/10/2020	15/10/2020	17/11/2020	50,000	10,261.28	10,261.28	NA	19,253.95	8,992.67	NA	NA	8,992.67	8,992.67	NA	NA
	15/10/2020	15/10/2020	17/11/2020	50,000	10,261.27	10,261.27	NA	16,480.05	6,218.78	NA	NA	6,218.78	6,218.78	NA	NA
	19/10/2020	19/10/2020	17/11/2020	50,000	14,265.68	14,265.68	NA	19,253.95	4,988.27	NA	NA	4,988.27	4,988.27	NA	NA
DOU totals				700,000	196,966.44	196,966.44	NA	220,056.16	23,651.87	NA	NA	23,651.87	-562.15	NA	
DXN LIMITED FPO															
DXN	13/07/2020	13/07/2020	10/05/2021	200,000	7,619.95	7,619.95	NA	2,688.65	-	NA	NA	NA	-4,931.30	NA	
	16/07/2020	16/07/2020	10/05/2021	200,000	5,419.95	5,419.95	NA	2,688.65	-	NA	NA	NA	-2,731.30	NA	
DXN totals				400,000	13,039.90	13,039.90	NA	5,377.30	-	NA	NA	NA	-7,662.60	NA	
EMVISION MEDICAL DEVICES LTD FPO															
EMV	02/09/2020	02/09/2020	29/10/2020	5,000	11,119.95	11,119.95	NA	14,170.34	3,050.39	NA	NA	3,050.39	3,050.39	NA	NA
	20/11/2020	20/11/2020	10/05/2021	5,000	19,721.67	19,721.67	NA	15,449.70	-	NA	NA	NA	-4,271.97	NA	
EMV totals				10,000	30,841.62	30,841.62	NA	29,620.04	3,050.39	NA	NA	3,050.39	-4,271.97	NA	
FORTESCUE METALS GROUP LTD FPO															
FMG	08/07/2020	08/07/2020	09/07/2020	6,000	88,777.55	88,777.55	NA	89,313.14	535.59	NA	NA	535.59	535.59	NA	NA
	31/08/2020	31/08/2020	21/10/2020	250	4,369.95	4,369.95	NA	4,225.02	-	NA	NA	NA	-144.93	NA	
	05/10/2020	05/10/2020	21/10/2020	250	4,134.95	4,134.95	NA	4,225.03	90.08	NA	NA	90.08	90.08	NA	
FMG totals				6,500	97,282.45	97,282.45	NA	97,763.19	625.67	NA	NA	625.67	-144.93	NA	
LINK ADMINISTRATION HOLDINGS LIMITED FPO															
LNK	12/03/2020	12/03/2020	04/08/2020	1,000	3,889.95	3,889.95	NA	3,970.05	80.10	NA	NA	80.10	80.10	NA	NA
	17/03/2020	17/03/2020	06/08/2020	500	1,644.95	1,644.95	NA	2,070.02	425.07	NA	NA	425.07	425.07	NA	NA
	18/03/2020	18/03/2020	06/08/2020	500	1,569.95	1,569.95	NA	2,070.03	500.08	NA	NA	500.08	500.08	NA	NA
LNK totals				2,000	7,104.85	7,104.85	NA	8,110.10	1,005.25	NA	NA	1,005.25	1,005.25	NA	NA
MEGAPORT LIMITED FPO															
MP1	28/08/2020	28/08/2020	02/10/2020	500	8,459.95	8,459.95	NA	7,935.75	-	NA	NA	NA	-524.20	NA	
	09/09/2020	09/09/2020	02/10/2020	200	2,991.95	2,991.95	NA	3,174.30	182.35	NA	NA	182.35	182.35	NA	
	05/10/2020	05/10/2020	28/04/2021	500	7,759.12	7,759.12	NA	6,860.60	-	NA	NA	NA	-898.52	NA	
	21/10/2020	21/10/2020	28/04/2021	500	7,479.95	7,479.95	NA	6,860.59	-	NA	NA	NA	-619.36	NA	



Portfolio ID: 1313249

Realised CGT

01 Jul 2020 to 30 Jun 2021



Disposals of CGT assets continued

Asset	Tax date	Purchase date	Sale date	Sale quantity	Actual cost \$	Adjusted cost ^(a) \$	Indexed cost \$	Sale proceeds \$	Gross gain \$	Capital gain using the different calculation methods			CGT gain ^(c) \$	CGT loss \$	CGT exempt gain/loss \$
										Discounted gain ^(b) \$	Indexed gain \$	Other gain \$			
MP1 totals				1,700	26,690.97	26,690.97	NA	24,831.24	182.35	NA	NA	182.35	-2,042.08	NA	
MACQUARIE GROUP LIMITED CAP NOTE 6-BBSW+5.15% PERP NON-CUM RED T-03-21															
MQGPB	10/09/2020	10/09/2020	17/03/2021	200	20,402.42	20,402.42	NA	20,000.00	-	NA	NA	NA	-402.42	NA	
MQGPB totals				200	20,402.42	20,402.42	NA	20,000.00	-	NA	NA	NA	-402.42	NA	
MACQUARIE GROUP LIMITED CAP NOTE 3-BBSW+4.00% PERP NON-CUM RED T-12-24															
MQGPC	06/08/2018	06/08/2018	04/06/2021	200	20,666.40	20,666.40	NA	20,896.99	230.59	153.73	NA	153.73	NA	NA	
MQGPC totals				200	20,666.40	20,666.40	NA	20,896.99	230.59	153.73	NA	153.73	NA	NA	
MACQUARIE GROUP LIMITED CAP NOTE 3-BBSW+2.90% PERP NON-CUM RED T-09-27															
MQGPE	17/03/2021	17/03/2021	10/05/2021	200	20,000.00	20,000.00	NA	19,952.33	-	NA	NA	NA	-47.67	NA	
MQGPE totals				200	20,000.00	20,000.00	NA	19,952.33	-	NA	NA	NA	-47.67	NA	
NEWCREST MINING LIMITED FPO															
NCM	30/07/2020	30/07/2020	26/08/2020	250	8,937.45	8,937.45	NA	7,932.53	-	NA	NA	NA	-1,004.92	NA	
	12/08/2020	12/08/2020	26/08/2020	100	3,405.95	3,405.95	NA	3,173.01	-	NA	NA	NA	-232.94	NA	
	14/08/2020	14/08/2020	26/08/2020	150	5,103.45	5,103.45	NA	4,759.51	-	NA	NA	NA	-343.94	NA	
NCM totals				500	17,446.85	17,446.85	NA	15,865.05	-	NA	NA	NA	-1,581.80	NA	
NUIX LIMITED FPO															
NXL	09/03/2021	09/03/2021	28/04/2021	1,000	5,444.95	5,444.95	NA	4,298.75	-	NA	NA	NA	-1,146.20	NA	
NXL totals				1,000	5,444.95	5,444.95	NA	4,298.75	-	NA	NA	NA	-1,146.20	NA	
OPTHEA LIMITED FPO															
OPT	24/06/2020	24/06/2020	10/09/2020	2,000	5,479.95	5,479.95	NA	5,480.05	0.10	NA	NA	0.10	NA	NA	
OPT totals				2,000	5,479.95	5,479.95	NA	5,480.05	0.10	NA	NA	0.10	NA	NA	
ORIGIN ENERGY LIMITED FPO															
ORG	13/03/2020	13/03/2020	21/08/2020	1,000	4,989.95	4,989.95	NA	5,490.05	500.10	NA	NA	500.10	NA	NA	
	12/10/2020	12/10/2020	28/04/2021	500	2,204.95	2,204.95	NA	2,055.52	-	NA	NA	NA	-149.43	NA	
	29/10/2020	29/10/2020	28/04/2021	500	2,039.95	2,039.95	NA	2,055.53	15.58	NA	NA	15.58	NA	NA	
ORG totals				2,000	9,234.85	9,234.85	NA	9,601.10	515.68	NA	NA	515.68	-149.43	NA	
OVENTUS MEDICAL LIMITED FPO															
OVN	05/05/2020	05/05/2020	10/05/2021	15,000	4,294.95	4,294.95	NA	1,933.45	-	NA	NA	NA	-2,361.50	NA	
	10/06/2020	10/06/2020	10/05/2021	15,000	5,194.95	5,194.95	NA	1,933.44	-	NA	NA	NA	-3,261.51	NA	
OVN totals				30,000	9,489.90	9,489.90	NA	3,866.89	-	NA	NA	NA	-5,623.01	NA	
POLYNOVO LIMITED FPO															
PNV	17/03/2020	17/03/2020	14/08/2020	3,000	4,399.95	4,399.95	NA	6,580.05	2,180.10	NA	NA	2,180.10	NA	NA	
PNV totals				3,000	4,399.95	4,399.95	NA	6,580.05	2,180.10	NA	NA	2,180.10	NA	NA	
RIO TINTO LIMITED FPO															

Disposals of CGT assets continued

Asset	Tax date	Purchase date	Sale date	Sale quantity	Actual cost \$	Adjusted cost ^(a) \$	Indexed cost \$	Sale proceeds \$	Gross gain \$	Capital gain using the different calculation methods			CGT gain ^(c) \$	CGT loss \$	CGT exempt gain/loss \$
										Discounted gain ^(b) \$	Indexed gain \$	Other gain \$			
RIO	02/06/2016	02/06/2016	02/12/2020	100	4,314.95	4,314.95	NA	10,446.07	6,131.12	4,087.41	NA	NA	4,087.41	NA	NA
	24/06/2016	24/06/2016	02/12/2020	100	4,311.45	4,311.45	NA	10,446.07	6,134.62	4,089.75	NA	NA	4,089.75	NA	NA
RIO totals				200	8,626.40	8,626.40	NA	20,892.14	12,265.74	8,177.16	NA	NA	8,177.16	NA	NA
SEEK LIMITED FPO															
SEK	06/03/2020	06/03/2020	10/09/2020	100	2,076.95	2,076.95	NA	1,918.01	-	NA	NA	NA	NA	-158.94	NA
	16/03/2020	16/03/2020	10/09/2020	100	1,680.95	1,680.95	NA	1,918.01	237.06	NA	NA	237.06	237.06	NA	NA
	17/03/2020	17/03/2020	10/09/2020	200	3,095.95	3,095.95	NA	3,836.02	740.07	NA	NA	740.07	740.07	NA	NA
	12/08/2020	12/08/2020	10/09/2020	100	1,978.95	1,978.95	NA	1,918.01	-	NA	NA	NA	NA	-60.94	NA
SEK totals				500	8,832.80	8,832.80	NA	9,590.05	977.13	NA	NA	977.13	977.13	-219.88	NA
SYNLAIT MILK LIMITED FPO FOREIGN EXEMPT NZX															
SM1	12/03/2020	12/03/2020	25/08/2020	500	2,399.95	2,399.95	NA	2,970.03	570.08	NA	NA	570.08	570.08	NA	NA
	17/03/2020	17/03/2020	25/08/2020	500	2,259.95	2,259.95	NA	2,970.02	710.07	NA	NA	710.07	710.07	NA	NA
SM1 totals				1,000	4,659.90	4,659.90	NA	5,940.05	1,280.15	NA	NA	1,280.15	1,280.15	NA	NA
SANTOS LIMITED FPO															
STO	03/04/2020	03/04/2020	24/08/2020	1,000	4,324.75	4,324.75	NA	5,725.05	1,400.30	NA	NA	1,400.30	1,400.30	NA	NA
	13/03/2020	13/03/2020	10/09/2020	1,000	3,809.95	3,809.95	NA	5,135.02	1,325.07	NA	NA	1,325.07	1,325.07	NA	NA
	19/03/2020	19/03/2020	10/09/2020	1,000	2,979.95	2,979.95	NA	5,135.03	2,155.08	NA	NA	2,155.08	2,155.08	NA	NA
STO totals				3,000	11,114.65	11,114.65	NA	15,995.10	4,880.45	NA	NA	4,880.45	4,880.45	NA	NA
SUPER RETAIL GROUP LIMITED FPO															
SUL	18/06/2020	18/06/2020	02/07/2020	3,808	32,174.87	32,174.87	NA	32,104.17	-	NA	NA	NA	NA	-70.70	NA
	18/06/2020	18/06/2020	06/07/2020	7,192	60,767.25	60,767.25	NA	60,726.00	-	NA	NA	NA	NA	-41.25	NA
SUL totals				11,000	92,942.12	92,942.12	NA	92,830.17	-	NA	NA	NA	NA	-111.95	NA
SEZZLE INC. CDI 1:1 US PERSON PROHIBITED EXCLUDING QIB															
SZL	28/08/2020	28/08/2020	08/09/2020	1,000	11,259.95	11,259.95	NA	7,380.05	-	NA	NA	NA	NA	-3,879.90	NA
	10/08/2020	10/08/2020	05/02/2021	1,000	7,489.95	7,489.95	NA	8,808.02	1,318.07	NA	NA	1,318.07	1,318.07	NA	NA
	11/08/2020	11/08/2020	05/02/2021	500	3,649.95	3,649.95	NA	4,404.01	754.06	NA	NA	754.06	754.06	NA	NA
	12/08/2020	12/08/2020	05/02/2021	500	3,539.95	3,539.95	NA	4,404.01	864.06	NA	NA	864.06	864.06	NA	NA
	01/09/2020	01/09/2020	05/02/2021	500	4,509.95	4,509.95	NA	4,404.01	-	NA	NA	NA	NA	-105.94	NA
SZL totals				3,500	30,449.75	30,449.75	NA	29,400.10	2,936.19	NA	NA	2,936.19	2,936.19	-3,985.84	NA
TELSTRA CORPORATION LIMITED. FPO															
TLS	23/03/2020	23/03/2020	30/07/2020	1,000	2,929.95	2,929.95	NA	3,365.05	435.10	NA	NA	435.10	435.10	NA	NA
TLS totals				1,000	2,929.95	2,929.95	NA	3,365.05	435.10	NA	NA	435.10	435.10	NA	NA
TYRO PAYMENTS LIMITED FPO															
TYR	10/03/2020	10/03/2020	21/08/2020	2,000	5,519.95	5,519.95	NA	6,300.05	780.10	NA	NA	780.10	780.10	NA	NA
TYR totals				2,000	5,519.95	5,519.95	NA	6,300.05	780.10	NA	NA	780.10	780.10	NA	NA

Disposals of CGT assets continued

Asset	Tax date	Purchase date	Sale date	Sale quantity	Actual cost \$	Adjusted cost ^(a) \$	Indexed cost \$	Sale proceeds \$	Gross gain \$	Capital gain using the different calculation methods			CGT gain ^(c) \$	CGT loss \$	CGT exempt gain/loss \$
										Discounted gain ^(b) \$	Indexed gain \$	Other gain \$			
VOCUS GROUP LIMITED FPO															
VOC	13/03/2020	13/03/2020	29/07/2020	1,000	2,699.95	2,699.95	NA	2,916.70	216.75	NA	NA	216.75	NA	NA	NA
	17/03/2020	17/03/2020	29/07/2020	500	1,194.95	1,194.95	NA	1,458.35	263.40	NA	NA	263.40	NA	NA	NA
VOC totals				1,500	3,894.90	3,894.90	NA	4,375.05	480.15	NA	NA	480.15	NA	NA	NA
WESTPAC BANKING CORPORATION FPO															
WBC	13/03/2020	13/03/2020	29/07/2020	200	3,135.95	3,135.95	NA	3,516.05	380.10	NA	NA	380.10	NA	NA	NA
	09/03/2021	09/03/2021	02/06/2021	200	5,007.95	5,007.95	NA	5,239.37	231.42	NA	NA	231.42	NA	NA	NA
	13/05/2021	13/05/2021	02/06/2021	100	2,528.95	2,528.95	NA	2,619.68	90.73	NA	NA	90.73	NA	NA	NA
WBC totals				500	10,672.85	10,672.85	NA	11,375.10	702.25	NA	NA	702.25	NA	NA	NA
WEBJET LIMITED FPO															
WEB	17/04/2020	17/04/2020	11/08/2020	1,000	2,639.95	2,639.95	NA	3,413.34	773.39	NA	NA	773.39	NA	NA	NA
	18/06/2020	18/06/2020	11/08/2020	500	1,939.95	1,939.95	NA	1,706.68	-	NA	NA	NA	-233.27	NA	NA
	30/06/2020	30/06/2020	11/08/2020	500	1,659.95	1,659.95	NA	1,706.68	46.73	NA	NA	46.73	NA	NA	NA
	15/07/2020	15/07/2020	11/08/2020	1,000	2,889.95	2,889.95	NA	3,413.35	523.40	NA	NA	523.40	NA	NA	NA
WEB totals				3,000	9,129.80	9,129.80	NA	10,240.05	1,343.52	NA	NA	1,343.52	-233.27	NA	NA
WOODSIDE PETROLEUM LTD FPO															
WPL	19/03/2020	19/03/2020	02/10/2020	200	3,257.95	3,257.95	NA	3,362.01	104.06	NA	NA	104.06	NA	NA	NA
	19/03/2020	19/03/2020	02/10/2020	200	3,215.95	3,215.95	NA	3,362.00	146.05	NA	NA	146.05	NA	NA	NA
	30/03/2020	30/03/2020	02/10/2020	500	8,649.53	8,649.53	NA	8,405.03	-	NA	NA	NA	-244.50	NA	NA
	02/09/2020	02/09/2020	02/10/2020	100	1,917.95	1,917.95	NA	1,681.01	-	NA	NA	NA	-236.94	NA	NA
WPL totals				1,000	17,041.38	17,041.38	NA	16,810.05	250.11	NA	NA	250.11	-481.44	NA	NA
WISR LIMITED FPO															
WZR	13/01/2020	13/01/2020	08/02/2021	100,000	24,026.40	24,026.40	NA	23,474.15	-	NA	NA	NA	-552.25	NA	NA
	07/01/2020	07/01/2020	16/02/2021	50,000	10,019.95	10,019.95	NA	10,987.90	967.95	645.30	NA	645.30	NA	NA	NA
	13/01/2020	13/01/2020	16/02/2021	20,000	4,805.28	4,805.28	NA	4,395.16	-	NA	NA	NA	-410.12	NA	NA
	10/02/2020	10/02/2020	16/02/2021	10,166	1,880.71	1,880.71	NA	2,234.06	353.35	235.57	NA	235.57	NA	NA	NA
	10/06/2020	10/06/2020	16/02/2021	19,834	4,085.92	4,085.92	NA	4,358.68	272.76	NA	NA	272.76	NA	NA	NA
WZR totals				200,000	44,818.26	44,818.26	NA	45,449.95	1,594.06	880.87	NA	272.76	1,153.63	-962.37	NA
XTEK LIMITED. FPO															
XTE	12/06/2020	12/06/2020	01/09/2020	10,000	5,969.95	5,969.95	NA	6,846.05	876.10	NA	NA	876.10	NA	NA	NA
XTE totals				10,000	5,969.95	5,969.95	NA	6,846.05	876.10	NA	NA	876.10	NA	NA	NA
Z ENERGY LIMITED. FPO FOREIGN EXEMPT NZX															
ZEL	22/06/2020	22/06/2020	21/08/2020	1,000	2,719.95	2,719.95	NA	2,440.03	-	NA	NA	NA	-279.92	NA	NA
	23/06/2020	23/06/2020	21/08/2020	1,000	2,639.95	2,639.95	NA	2,440.02	-	NA	NA	NA	-199.93	NA	NA
ZEL totals				2,000	5,359.90	5,359.90	NA	4,880.05	-	NA	NA	NA	-479.85	NA	NA

Disposals of CGT assets continued

Asset	Tax date	Purchase date	Sale date	Sale quantity	Actual cost \$	Adjusted cost ^(a) \$	Indexed cost \$	Sale proceeds \$	Gross gain \$	Capital gain using the different calculation methods			CGT gain ^(c) \$	CGT loss \$	CGT exempt gain/loss \$
										Discounted gain ^(b) \$	Indexed gain \$	Other gain \$			
Disposals of CGT asset totals					941,417.86	941,417.86	<i>NA</i>	973,036.14	67,651.09	9,211.76	<i>NA</i>	53,833.46	63,045.22	-36,032.81	<i>NA</i>

(a) Variances between Adjusted cost and Actual cost

Where the 'Sale proceeds' in respect of the CGT parcel are equal to or less than its reduced cost base, its reduced cost base is disclosed as the adjusted cost; otherwise, its cost base is disclosed as the adjusted cost. For more details, refer to the 'Adjusted cost' subsection in this report.

(b) Gains calculated using discounted method

The capital gain calculated using the discount method, after having applied the 33.33% CGT discount rate appropriate to the tax entity type of this portfolio.

(c) CGT gain calculation method

The CGT gain is calculated based on what is optimal for the disposal method selected. In some cases the indexed gain is used to optimise the use of losses.

The CGT gain calculated from a less than optimal method is shown in italics for information purposes only and is excluded from the totals for the portfolio.

NA is shown if a calculation method is not applicable.

Trust CGT distributions

There were no trust CGT distributions within the period.

Summary of CGT gains/losses

		Total \$	Discounted \$	Indexed \$	Other \$
Losses available to offset	Carried forward from prior years	-			
	Current year losses	-36,032.81			
	Total	-36,032.81			
CGT gains	Disposals of CGT assets	67,651.09	13,817.63	-	53,833.46
	Trust CGT distributions	-	-	-	-
	CGT gain before losses applied	67,651.09	13,817.63	-	53,833.46
	Losses applied	-36,032.81	-	-	-36,032.81
	CGT gain after losses applied	31,618.28	13,817.63	-	17,800.65
	Discount applied ^(a)	-4,605.88	-4,605.88	<i>NA</i>	<i>NA</i>
Net capital gain		27,012.40	9,211.75	-	17,800.65

(a) The 'CGT gain after losses applied' amount multiplied by a 33.33% CGT discount rate appropriate to the tax entity type of the portfolio.

Income transactions^(a)

Asset	Tax date	Interest \$	Unfranked \$	Franked \$	Franking credits entitlement \$	Other Aust \$	Gross foreign \$	Trust cap gains \$	Non-assess \$	Gross excl franking credits \$	Aust taxes \$	Foreign taxes \$	Expenses withheld \$	Cash \$	DRP \$	To be received \$
Dividends																
ASX LIMITED FPO																
ASX	30/09/2020	-	-	122.50	52.50	-	-	-	-	122.50 ^(b)	-	-	-	122.50	-	-
ASX totals		-	-	122.50	52.50	-	-	-	-	122.50	-	-	-	122.50	-	-
COMMONWEALTH BANK OF AUSTRALIA. FPO																
CBA	30/09/2020	-	-	98.00	42.00	-	-	-	-	98.00 ^(b)	-	-	-	98.00	-	-
CBA totals		-	-	98.00	42.00	-	-	-	-	98.00	-	-	-	98.00	-	-
CLASS LIMITED FPO																
CL1	18/09/2020	-	-	45.10	15.85	-	-	-	-	45.10 ^(b)	-	-	-	45.10	-	-
	19/03/2021	-	-	45.10	15.85	-	-	-	-	45.10 ^(b)	-	-	-	45.10	-	-
CL1 totals		-	-	90.20	31.70	-	-	-	-	90.20	-	-	-	90.20	-	-
CSL LIMITED FPO																
CSL	09/10/2020	-	587.83	-	-	-	-	-	-	587.83 ^(b)	-	-	-	587.83	-	-
	01/04/2021	-	539.63	-	-	-	-	-	-	539.63 ^(b)	-	-	-	539.63	-	-
CSL totals		-	1,127.46	-	-	-	-	-	-	1,127.46	-	-	-	1,127.46	-	-
MACQUARIE GROUP LIMITED FPO																
MQG	03/07/2020	-	216.00	144.00	61.71	-	-	-	-	360.00 ^(b)	-	-	-	360.00	-	-
	22/12/2020	-	162.00	108.00	46.29	-	-	-	-	270.00 ^(b)	-	-	-	270.00	-	-
MQG totals		-	378.00	252.00	108.00	-	-	-	-	630.00	-	-	-	630.00	-	-
MACQUARIE GROUP LIMITED CAP NOTE 6-BBSW+5.15% PERP NON-CUM RED T-03-21																
MQGPB	17/03/2021	-	268.25	178.83	76.64	-	-	-	-	447.08 ^(b)	-	-	-	447.08	-	-
MQGPB totals		-	268.25	178.83	76.64	-	-	-	-	447.08	-	-	-	447.08	-	-
MACQUARIE GROUP LIMITED CAP NOTE 3-BBSW+4.00% PERP NON-CUM RED T-12-24																
MQGPC	15/09/2020	-	105.86	70.58	30.25	-	-	-	-	176.44 ^(b)	-	-	-	176.44	-	-
	15/12/2020	-	104.53	69.69	29.87	-	-	-	-	174.22 ^(b)	-	-	-	174.22	-	-
	15/03/2021	-	101.50	67.66	29.00	-	-	-	-	169.16 ^(b)	-	-	-	169.16	-	-
	15/06/2021	-	104.23	69.49	29.78	-	-	-	-	173.72 ^(b)	-	-	-	173.72	-	-
MQGPC totals		-	416.12	277.42	118.90	-	-	-	-	693.54	-	-	-	693.54	-	-
NATIONAL AUSTRALIA BANK LIMITED FPO																
NAB	03/07/2020	-	-	30.00	12.86	-	-	-	-	30.00	-	-	-	-1.04	31.04	-
	10/12/2020	-	-	83.40	35.74	-	-	-	-	83.40	-	-	-	-8.64	92.04	-

Income transactions^(a) continued

Asset	Tax date	Interest \$	Unfranked \$	Franked \$	Franking credits entitlement \$	Other Aust \$	Gross foreign \$	Trust cap gains \$	Non-assess \$	Gross excl franking credits \$	Aust taxes \$	Foreign taxes \$	Expenses withheld \$	Cash \$	DRP \$	To be received \$
Dividends																
NAB totals		-	-	113.40	48.60	-	-	-	-	113.40	-	-	-	-9.68	123.08	-
NEWCREST MINING LIMITED FPO																
NCM	25/09/2020	-	-	121.90	-(c)	-	-	-	-	121.90 ^(b)	-	-	-	121.90	-	-
NCM totals		-	-	121.90	-(c)	-	-	-	-	121.90	-	-	-	121.90	-	-
ORIGIN ENERGY LIMITED FPO																
ORG	26/03/2021	-	125.00	-	-	-	-	-	-	125.00 ^(b)	-	-	-	125.00	-	-
ORG totals		-	125.00	-	-	-	-	-	-	125.00	-	-	-	125.00	-	-
RIO TINTO LIMITED FPO																
RIO	17/09/2020	-	-	432.94	185.55	-	-	-	-	432.94 ^(b)	-	-	-	432.94	-	-
RIO totals		-	-	432.94	185.55	-	-	-	-	432.94	-	-	-	432.94	-	-
SEEK LIMITED FPO																
SEK	23/07/2020	-	-	52.00	22.29	-	-	-	-	52.00 ^(b)	-	-	-	52.00	-	-
SEK totals		-	-	52.00	22.29	-	-	-	-	52.00	-	-	-	52.00	-	-
SANTOS LIMITED FPO																
STO	24/09/2020	-	-	58.28	24.98	-	-	-	-	58.28 ^(b)	-	-	-	58.28	-	-
STO totals		-	-	58.28	24.98	-	-	-	-	58.28	-	-	-	58.28	-	-
WESTPAC BANKING CORPORATION FPO																
WBC	25/06/2021	-	-	116.00	49.71	-	-	-	-	116.00 ^(b)	-	-	-	116.00	-	-
WBC totals		-	-	116.00	49.71	-	-	-	-	116.00	-	-	-	116.00	-	-
WOODSIDE PETROLEUM LTD FPO																
WPL	18/09/2020	-	-	326.22	139.81	-	-	-	-	326.22 ^(b)	-	-	-	326.22	-	-
WPL totals		-	-	326.22	139.81	-	-	-	-	326.22	-	-	-	326.22	-	-
Totals		-	2,314.83	2,239.69	900.68	-	-	-	-	4,554.52	-	-	-	4,431.44	123.08	-
Interest																
ANZ Cash Investment Account																
+ANZCMT	31/07/2020	0.49	-	-	-	-	-	-	-	0.49	-	-	-	0.49	-	-
	31/08/2020	0.25	-	-	-	-	-	-	-	0.25	-	-	-	0.25	-	-
	30/09/2020	0.07	-	-	-	-	-	-	-	0.07	-	-	-	0.07	-	-

Income transactions^(a) continued

Asset	Tax date	Interest \$	Unfranked \$	Franked \$	Franking credits entitlement \$	Other Aust \$	Gross foreign \$	Trust cap gains \$	Non-assess \$	Gross excl franking credits \$	Aust taxes \$	Foreign taxes \$	Expenses withheld \$	Cash \$	DRP \$	To be received \$
Interest																
	30/10/2020	0.23	-	-	-	-	-	-	-	0.23	-	-	-	0.23	-	-
	30/11/2020	0.20	-	-	-	-	-	-	-	0.20	-	-	-	0.20	-	-
	31/12/2020	0.34	-	-	-	-	-	-	-	0.34	-	-	-	0.34	-	-
	29/01/2021	0.10	-	-	-	-	-	-	-	0.10	-	-	-	0.10	-	-
	26/02/2021	0.62	-	-	-	-	-	-	-	0.62	-	-	-	0.62	-	-
	31/03/2021	0.46	-	-	-	-	-	-	-	0.46	-	-	-	0.46	-	-
	30/04/2021	0.32	-	-	-	-	-	-	-	0.32	-	-	-	0.32	-	-
	31/05/2021	0.09	-	-	-	-	-	-	-	0.09	-	-	-	0.09	-	-
	30/06/2021	0.12	-	-	-	-	-	-	-	0.12	-	-	-	0.12	-	-
+ANZCMT totals		3.29	-	-	-	-	-	-	-	3.29	-	-	-	3.29	-	-
Totals		3.29	-	-	-	-	-	-	-	3.29	-	-	-	3.29	-	-
Income transaction totals		3.29	2,314.83	2,239.69	900.68	-	-	-	-	4,557.81	-	-	-	4,434.73	123.08	-

(a) The income transactions disclosed in this report are recognised on a tax-derivation basis. For more details about each column, refer to the corresponding sub-section under the Income - additional information section.

(b) These income amounts are yet to be confirmed.

(c) The franking credits amount has been reduced by an amount denied according to the holding period rule for franking credits. For more information see the additional information section.

Non-CGT gains/losses

There were no non-CGT gains/losses within the period.



Portfolio ID: 1313249

Taxation income

01 Jul 2020 to 30 Jun 2021



Income transactions - additional information

Interest

Asset	Tax date	Interest ^(a) \$	Interest exempt from NRWT ^(b) \$	Interest total \$
ANZ Cash Investment Account				
+ANZCMT	31/07/2020	0.49	-	0.49
	31/08/2020	0.25	-	0.25
	30/09/2020	0.07	-	0.07
	30/10/2020	0.23	-	0.23
	30/11/2020	0.20	-	0.20
	31/12/2020	0.34	-	0.34
	29/01/2021	0.10	-	0.10
	26/02/2021	0.62	-	0.62
	31/03/2021	0.46	-	0.46
	30/04/2021	0.32	-	0.32
	31/05/2021	0.09	-	0.09
	30/06/2021	0.12	-	0.12
+ANZCMT totals		3.29	-	3.29
Totals		3.29	-	3.29

(a) The amount of interest that is subject to non-resident withholding tax (NRWT).

(b) The amount of interest that is not subject to non-resident withholding tax (NRWT).

Denied franking credits

Asset	Tax date	Franking credits entitlement \$	Franking credits denied \$	Franking credits total \$
Dividends				
NEWCREST MINING LIMITED FPO	25/09/2020	-	52.24	52.24
Dividends total			52.24	
Trust income				
Trust income total				



Portfolio ID: 1313249

Taxation income

01 Jul 2020 to 30 Jun 2021



præmium

Income transactions - additional information continued

Denied franking credits

Asset	Tax date	Franking credits entitlement \$	Franking credits denied \$	Franking credits total \$
Totals			52.24	

Unfranked amounts - Unfranked CFI income component

	Tax date	Total Unfranked \$	Unfranked Non CFI \$	Unfranked CFI \$
CSL	09/10/2020	587.83	-	587.83
	01/04/2021	539.63	-	539.63
CSL totals		1,127.46	-	1,127.46
MQG	03/07/2020	216.00	-	216.00
	22/12/2020	162.00	-	162.00
MQG totals		378.00	-	378.00
MQGPB	17/03/2021	268.25	-	268.25
MQGPB totals		268.25	-	268.25
MQGPC	15/12/2020	104.53	-	104.53
	15/06/2021	104.23	-	104.23
MQGPC totals		208.76	-	208.76
Totals		1,982.47	-	1,982.47

Capital Withholding tax

Asset	Transaction Date	Capital withholding tax
Totals		-

NCMI

There were no amounts recorded in this period.

Income summary ^(a)

	Interest \$	Unfranked \$	Franked \$	Franking credits \$	Other Aust \$	Gross foreign \$	Trust cap gains \$	Non-assess \$	Gross excl franking credits \$	Aust taxes \$	Foreign taxes \$	Expenses withheld \$	Cash \$	DRP \$	To be received \$
Income transactions															
Dividends	-	2,314.83	2,239.69	900.68	-	-	-	-	4,554.52	-	-	-	4,431.44	123.08	-
Interest	3.29	-	-	-	-	-	-	-	3.29	-	-	-	3.29	-	-
Totals	3.29	2,314.83	2,239.69	900.68	-	-	-	-	4,557.81	-	-	-	4,434.73	123.08	-
Totals for all income	3.29	2,314.83	2,239.69	900.68	-	-	-	-	4,557.81	-	-	-	4,434.73	123.08	-

(a) The income disclosed in this report is recognised on a tax-derivation basis. For more details, refer to the corresponding section of the Income transactions report.

Important notices

General notices

General Notice in regard to ANZ Share Investing Tax Tools (Standard)

ANZ Share Investing is a service provided by CMC Markets Stockbroking Limited ABN 69 081 002 851 AFSL 246381 ("CMC Markets"), a Participant of the Australian Securities Exchange, Sydney Stock Exchange and Chi-X Australia, at the request of Australia and New Zealand Banking Group Limited ABN 11 005 357 222 (ANZ). CMC Markets uses a third party service provider, Praemium ("Service Provider") in providing Tax Tools to you. In order to obtain Tax Tools (Standard) Reports, you have agreed to be bound by the Tax Tools Terms and Conditions. These General Notices and Taxation Notices should be read in conjunction with the ANZ Share Investing Trading Terms and Conditions. If your account settles through an ANZ Share Investment Loan you should read the applicable Terms and Conditions. The reports generated by Tax Tools (Standard) contain the results of specific financial calculations relating to your portfolio of shares held by either CMC Markets as the sponsoring broker, or ANZ Margin Services as the sponsoring broker if you are using an ANZ Share Investment Loan ("ASIL"), as the case may be ("Portfolio"). They may be used by you and/or your professional tax adviser, together with your own training, expertise, experience and judgment (and that of your professional tax adviser), and other information you consider relevant in the course of you forming opinions or making decisions; and in the course of your professional tax adviser making recommendations in relation to taxation, Financial Products and/or related matters. The reports generated by Tax Tools (Standard) and have been prepared by Praemium. The reports are not advice, professional or otherwise, in relation to taxation, Financial Products or any other matter. They do not take into account your particular objectives, financial situation or needs. It is up to you to determine whether or not Tax Tools (Standard) is appropriate for your use. It is not to be used as a substitution for obtaining professional tax advice - we recommend you obtain professional tax advice before you use Tax Tools (Standard) to complete your tax return. Neither ANZ nor CMC Markets give any representation or warranty as to the accuracy, reliability or completeness of information contained in the reports. Except to the extent any liability cannot be excluded under law, none of ANZ, CMC Markets, nor any of their directors, employees, contractors or agents accept any liability for any error or omission in the reports or for any loss or damage suffered or incurred, directly or indirectly, by the user or any other person as a result of or in connection with the report. "Financial Products" means those products as described in Chapter 7 of the Corporations Act 2001 which are traded on the Australian Stock Exchange and includes securities, options, warrants and exchange traded funds. It does not include contracts for difference or managed funds.

Taxation

Actual Cost Details Not Supplied

Please note that where the Actual Cost details for a capital gains tax asset have not been supplied, the report may not correctly reflect the portfolio's financial position. Reports such as the Realised Report, the Unrealised Report and the Portfolio Valuation will need to be reassessed taking into account the missing cost information.

CGT for Exchange Traded Options (ETOs)

When the writer grants an option, the premium received represents a capital gain pursuant to CGT Event D2 (except if the writer is the company granting the options over its own shares or debentures or by the trustee of a unit trust over its own units or debentures). Also, there is no discount on capital gain pursuant to CGT Event D2 (applicable to any entity). Where there is a capital gain on the granting of an option pursuant to CGT Event D2, the premium received is displayed as a negative value under the actual cost and adjusted cost columns in the Realised Report. Should the option subsequently be exercised, the capital gain that the grantor would otherwise have made from writing the option under CGT Event D2 mentioned above is disregarded. The premium however, will be recognised when calculating the subsequent disposal of the underlying shares CGT Event A1 either as: • a reduction in the cost base of the underlying asset in the case of a put option; or • part of the capital proceeds in the case of a call option upon disposal of the shares by the grantor. Accordingly, an amended assessment from the Australian Taxation Office may need to be requested for the prior year to reduce the CGT event D2 capital gain that arose in the prior year. In relation to the options, the unrealised CGT report covers possible CGT consequences that may eventuate if the options are traded on an active market or the options are closed out.

Company Options and Rights on Pre CGT Assets

Holders of rights or options issued in respect of pre-CGT securities, who take up their entitlement to purchase the underlying security, should ensure that in addition to the consideration paid for this security, the cost base of the underlying security also includes the market value of the right or option at the exercise date. The automated system for rights and options will only include the consideration paid to acquire the security in its cost base.

Corporate Shareholders and Share Buybacks

Corporate shareholders i.e. companies who make a CGT loss as a result of a share buyback may have that loss denied or reduced as a result of section 159GZZZQ of the Income Tax Assessment Act 1936. The automated system for input of share buybacks does not take into account this provision. Shareholders to whom this provision applies should obtain their own taxation advice.

Income Declared but not Paid Report

An Income Declared but not Paid Report is available to show income that has been declared but not yet paid, as at a given date. For ASX-listed Financial Products, this is the distribution date. The ex-dividend amount is reflected in the Portfolio Valuation Report but not in the Income Details. Ex-dividend entitlement aspects will be reported in your portfolio. Only actual dividends received are in the Income Details Screen.

Indexed cost base with tax deferred distributions

When calculating the indexed cost base of units, the cost base needs to be indexed up until the date that a tax deferred distribution is received. The indexed cost base then needs to be reduced by the tax deferred distribution received and the adjusted indexed cost base is taken to be the 'new' cost base. Currently, upon disposal, the report applies indexation to the full acquisition cost and then adjusts the cost base for any tax deferred distributions. Please refer to the Tax Free and Tax Deferred Summary page for details of tax deferred distributions. Please note that only assets purchased at least 12 months prior to 21 September 1999 with tax deferred distributions will be affected.

Instalment Warrants and Instalment Receipts

With regard to instalment warrants and instalment receipts, the tax reports display the dividend and/or trust distribution of the underlying security only. The reports do not disclose any attaching options details or expenses and/or interest payments made by you in respect of these instruments. As not all instalment instruments have the same structure or features, you should refer to the product disclosure statement, tax statements and documents directly received from the issuer of such instruments to assist in you calculating any other tax consequences or talk to your tax adviser.

Section 115-45. CGT Discounting

Users should be aware of the existence of section 115-45 which potentially denies the CGT discount concession upon the sale of shares in a company or interest in a trust where the taxpayer would not have been allowed CGT discounting on the majority of the CGT assets by cost and value in the company or trust had a CGT event happened to those assets.

Important notices continued

Taxation

Stapled Securities

Where the stapled security is made up of a CGT asset and a traditional income security, the report may not allocate the cost base and capital proceeds to each security of the stapled arrangement. In such cases, full allocation of the cost base and the capital proceeds is made to the traditional income security. Generally, each security of the stapled arrangement is treated separately for tax purposes and holders of these securities will need to seek their own taxation advice.

Superannuation Funds - Assets held at 30/06/1988

Assets held by superannuation funds at 30 June 1988 including those acquired before 19 September 1985 are subject to special transitional measures that mean the assets are deemed to have been acquired on 30 June 1988. For these assets, the capital gain or loss that is realised upon disposal may be impacted by the market value of the asset at 30 June 1988. The automated system for calculating capital gains tax will only take into account the cost of the asset, not the market value as at 30 June 1988. To override the cost base with the market value, the cost base for the parcels can be edited in the Transaction screen. Holders to whom these transitional measures apply should obtain their own taxation advice.

Tax Free and Deferred Adjustments to Cost Base

When calculating capital losses, tax free and tax deferred amounts will always be treated as a reduction in the reduced cost base. As not all tax free amounts should be treated as a reduction in the reduced cost base, holders should consult with their professional tax advisers to ensure the correct amounts are included in the reduced cost base. When calculating capital gains, the system correctly does not reduce the cost base by the tax free amounts pursuant to section 104-70, despite showing both the tax deferred and tax free adjustments to the cost base in the summary which forms part of the Realised report.

Taxation of Financial Arrangements (TOFA)

The system does not currently take the TOFA rules (including the new TOFA 3&4 regime) into consideration in the preparation of the report. Users need to ascertain the taxation implications on their investments where the TOFA rules mandatorily apply or where a voluntary election has been made to apply the TOFA rules. Users need to seek independent taxation advice in relation to the application of the TOFA rules.

Click this link <https://trading.anzshareinvesting.com.au/Manage/TaxTools#/FAQ> for more help

Code	Pay Date	Ex Date	Holdings at Ex Date	Gross Amount Per Share	Gross Amount USD	Fees	Tax Withheld USD	Net Amount USD	FX Rate	Net Amount (AUD)	Tax Withheld AUD
MSFT:US	15/09/2020	19/08/2020	34.00	0.5099998	17.34	-	2.60	14.74	0.72899	20.22	3.57
NVDA:US	29/09/2020	01/09/2020	27.00	0.1599995	4.32	-	0.65	3.67	0.70907	5.18	0.92
AAPL:US	24/11/2020	06/11/2020	56.00	0.2049996	11.48	-	1.72	9.76	0.72408	13.48	2.38
MSFT:US	18/12/2020	18/11/2020	34.00	0.5599993	19.04	-	2.86	16.18	0.76281	21.22	3.75
NVDA:US	18/01/2021	03/12/2020	27.00	0.1599997	4.32	-	0.65	3.67	0.77055	4.77	0.84
GE:US	05/02/2021	18/12/2020	875.00	0.0099993	8.75	-	1.31	7.44	0.76424	9.73	1.71
AAPL:US	16/02/2021	05/02/2021	56.00	0.2049995	11.48	-	1.72	9.76	0.78017	12.51	2.20
MSFT:US	22/03/2021	17/02/2021	34.00	0.5600000	19.04	-	2.86	16.18	0.77375	20.92	3.70
NVDA:US	08/04/2021	09/03/2021	27.00	0.1599997	4.32	-	0.65	3.67	0.76475	4.80	0.85
GE:US	28/04/2021	05/03/2021	875.00	0.0099993	8.75	-	1.31	7.44	0.78046	9.53	1.68
AAPL:US	27/05/2021	07/05/2021	56.00	0.2199998	12.32	-	1.85	10.47	0.77327	13.54	2.39
MSFT:US	15/06/2021	19/05/2021	34.00	0.5599993	19.04	-	2.86	16.18	0.77677	20.84	3.68

24200 - Contributions

2021 Financial Year

Preparer Aira Cutiongco

Reviewer Steven Lee

Status Completed

Account Code	Description	CY Balance	LY Balance	Change
FOWRIC00004A	(Contributions) Fowler, Richard - Accumulation (Accumulation)	(\$15,000.00)	(\$17,000.00)	(11.76)%
TOTAL		CY Balance	LY Balance	
		(\$15,000.00)	(\$17,000.00)	

Supporting Documents

- Contributions Breakdown Report [Report](#)
- Contribution.jpg
- Work test.pdf [FOWRIC00004A](#)

Standard Checklist

- Attach copies of S290-170 notices (if necessary)
- Attach copy of Contributions Breakdown Report
- Attach SuperStream Contribution Data Report
- Check Fund is registered for SuperStream (if necessary)
- Ensure all Contributions have been allocated from Bank Accounts
- Ensure Work Test is satisfied if members are over 65

RICHINA SUPERANNUATION FUND

Contributions Breakdown Report

For The Period 01 July 2020 - 30 June 2021

Summary

Member	D.O.B	Age (at 30/06/2020)	Total Super Balance (at 30/06/2020) *1	Concessional	Non-Concessional	Other	Reserves	Total
Fowler, Richard	Provided	67 *3	541,338.18	15,000.00	0.00	0.00	0.00	15,000.00
All Members				15,000.00	0.00	0.00	0.00	15,000.00

*1 TSB can include information external to current fund's transaction records. The amount is per individual across all funds.

*3 Members aged 67 to 74 must satisfy work test or meet work test exemption criteria (applies from 1 July 2019) for your fund to accept non-mandated contributions (e.g. salary sacrifice, personal super contributions). NCC bring-forward arrangement is not available.

Contribution Caps

Member	Contribution Type	Contributions	Cap	Current Position
Fowler, Richard	Concessional	15,000.00	25,000.00	10,000.00 Below Cap
	Non-Concessional	0.00	100,000.00	100,000.00 Below Cap

Carry Forward Unused Concessional Contribution Cap

Member	2016	2017	2018	2019	2020	2021	Current Position
Fowler, Richard							
Concessional Contribution Cap	35,000.00	35,000.00	25,000.00	25,000.00	25,000.00	25,000.00	
Concessional Contribution	5,000.00	16,280.00	22,000.00	20,000.00	17,000.00	15,000.00	
Unused Concessional Contribution	0.00	0.00	0.00	5,000.00	8,000.00	10,000.00	
Cumulative Carry Forward Unused	N/A	N/A	N/A	0.00	0.00	0.00	
Maximum Cap Available	35,000.00	35,000.00	25,000.00	25,000.00	25,000.00	25,000.00	10,000.00 Below Cap
Total Super Balance	0.00	0.00	374,815.36	483,307.88	535,015.77	541,338.18	

NCC Bring Forward Caps

Member	Bring Forward Cap	2018	2019	2020	2021	Total	Current Position
Fowler, Richard	N/A	4,000.00	3,000.00	0.00	0.00	N/A	Bring Forward Not Triggered

Fowler, Richard

Date	Transaction Description	Ledger Data				SuperStream Data					
		Contribution Type	Concessional	Non-Concession	Other	Reserves	Contribution	Employer	Concessional	Non-Concess	Other
24/06/2021	ANZ INTERNET BANKING FUNDS TRANSFER 970293 FROM 459297282	Employer	15,000.00								
Total - Fowler, Richard			15,000.00	0.00	0.00	0.00			0.00	0.00	0.00
Total for All Members			15,000.00	0.00	0.00	0.00					

4. Please confirm what below deposit was for and provide supporting documents (if any).

- 24/06/2021 \$15,000 TRANSFER 970293 FROM 459297282 **Salary Sacrifice Super contributions**



SuperHelp Australia Pty. Ltd. Work Test Declaration

Eligibility to contribute to Superannuation

Under Super law, people aged between 67 and 74 need to satisfy the work test. This means they must be gainfully employed for at least 40 hours in a consecutive 30 day period in the financial year in which the contributions are made.

If you are aged 67 or over, please complete this form to confirm you have met the Government work test and are able to make certain types of super contributions.

Member Details

1	Surname:	FOWLER.
2	Given Names:	RICHARD
3	Current Postal Address:	24 COPPIN ST. MALVERN E.
4	Date of Birth:	30/8/1952
5	Age:	69
6	Date of Declaration:	20/7/22.

Member Declaration

This declaration is valid for the current financial year ending 30 June 20__.

I declare that I have satisfied the work test in order to make any salary sacrifice and/or, personal contributions (either concessional or non concessional) and declare that I have been gainfully employed for at least 40 hours in a period of 30 consecutive days during the current financial year ending 30 June 20__.

Signature:

R. Fowler.

Date:

20/7/22.

Important Notice: The Australian Taxation Office has indicated that gainful employment means employment or self employment for gain or reward in any business, trade, profession, vocation, calling, occupation or employment. For this reason a person who only receives passive income such as trust distributions or dividend income would fail to meet the gainful employment test. In addition, unpaid or charity work does not meet the definition of gainfully employed.

24700 - Changes in Market Values of Investments

2021 Financial Year

Preparer Aira Cutiongco

Reviewer Steven Lee

Status Completed

Account Code	Description	CY Balance	LY Balance	Change
24700	Changes in Market Values of Investments	(\$39,030.46)	(\$8,921.05)	337.51%
TOTAL		CY Balance	LY Balance	
		(\$39,030.46)	(\$8,921.05)	

Supporting Documents

- Net Capital Gains Reconciliation [Report](#)
- Market Movement [Report](#)
- Realised Capital Gain Report [Report](#)

Standard Checklist

- Attach copies of Source Documentation (Contract Notes, Broker Statements, Chess Statements, Contracts of Sale, Managed Fund Statements etc)
- Attach copy of Market Movement report
- Attach copy of Net Capital Gains Reconciliation
- Attach copy of Realised Capital Gain Report
- Ensure all Asset Disposals have been entered
- Ensure all Market Values have been entered for June 30
- Ensure all Tax Deferred Distributions have been entered

RICHINA SUPERANNUATION FUND

Market Movement Report

As at 30 June 2021

Investment	Date	Description	Unrealised				Realised			Total
			Units	Accounting Cost Movement	Market Movement	Depreciation	Balance	Consideration	Accounting Cost Base	
AAPL.NDQ17 - Apple Inc										
	01/09/2020	Purchase	14.00	9,762.83	0.00	0.00	9,762.83	0.00	0.00	0.00
	01/09/2020	Share Split	42.00	0.00	0.00	0.00	9,762.83	0.00	0.00	0.00
	23/06/2021	Revaluation	0.00	0.00	160.56	0.00	9,923.39	0.00	0.00	0.00
	30/06/2021	Revaluation	0.00	0.00	278.47	0.00	10,201.86	0.00	0.00	0.00
	30/06/2021		56.00	9,762.83	439.03	0.00	10,201.86	0.00	0.00	0.00
ADBE.NDQ5 - Adobe Inc										
	10/09/2020	Purchase	14.00	9,229.94	0.00	0.00	9,229.94	0.00	0.00	0.00
	04/06/2021	Disposal	(14.00)	(9,229.94)	0.00	0.00	0.00	8,925.15	9,229.94	(304.79)
	30/06/2021		0.00	0.00	0.00	0.00	0.00	8,925.15	9,229.94	(304.79)
AGL.AX - AGL Energy Limited.										
	18/08/2020	Purchase	500.00	7,704.95	0.00	0.00	7,704.95	0.00	0.00	0.00
	25/08/2020	Disposal	(500.00)	(7,704.95)	0.00	0.00	0.00	7,730.05	7,704.95	25.10
	30/06/2021		0.00	0.00	0.00	0.00	0.00	7,730.05	7,704.95	25.10
AMN.AX - Agrimin Limited										
	22/02/2021	Purchase	20,000.00	13,887.82	0.00	0.00	13,887.82	0.00	0.00	0.00
	12/05/2021	Disposal	(20,000.00)	(13,887.82)	0.00	0.00	0.00	9,624.15	13,887.82	(4,263.67)
	30/06/2021		0.00	0.00	0.00	0.00	0.00	9,624.15	13,887.82	(4,263.67)
AMZN.NDQ12 - Amazon.com Inc.										
	26/02/2021	Purchase	3.00	12,029.21	0.00	0.00	12,029.21	0.00	0.00	0.00
	23/06/2021	Revaluation	0.00	0.00	1,902.48	0.00	13,931.69	0.00	0.00	0.00
	30/06/2021	Revaluation	0.00	0.00	(204.00)	0.00	13,727.69	0.00	0.00	0.00
	30/06/2021		3.00	12,029.21	1,698.48	0.00	13,727.69	0.00	0.00	0.00
ANZ.AX - Australia And New Zealand Banking Group Limited										
	01/07/2020	Opening Balance	300.00	0.00	0.00	0.00	5,592.00	0.00	0.00	0.00
	31/07/2020	Disposal	(300.00)	(4,853.90)	0.00	0.00	738.10	5,557.05	4,853.90	703.15
	31/07/2020	Writeback	0.00	0.00	(738.10)	0.00	0.00	0.00	0.00	0.00
	30/06/2021		0.00	(4,853.90)	(738.10)	0.00	0.00	5,557.05	4,853.90	703.15
APT.AX - Afterpay Limited										
	01/07/2020	Opening Balance	0.00	0.00	0.00	0.00	0.00	0.00	0.00	0.00
	14/07/2020	Purchase	50.00	3,646.80	0.00	0.00	3,646.80	0.00	0.00	0.00
	21/07/2020	Purchase	150.00	10,061.70	0.00	0.00	13,708.50	0.00	0.00	0.00
	03/09/2020	Purchase	100.00	8,507.95	0.00	0.00	22,216.45	0.00	0.00	0.00

RICHINA SUPERANNUATION FUND

Market Movement Report

As at 30 June 2021

Investment	Date	Description	Unrealised				Realised			Total
			Units	Accounting Cost Movement	Market Movement	Depreciation	Balance	Consideration	Accounting Cost Base	
	06/10/2020	Disposal	(300.00)	(22,216.45)	0.00	0.00	0.00	23,787.81	22,216.45	1,571.36
	07/10/2020	Purchase	100.00	7,983.15	0.00	0.00	7,983.15	0.00	0.00	0.00
	02/11/2020	Purchase	100.00	9,830.95	0.00	0.00	17,814.10	0.00	0.00	0.00
	12/05/2021	Disposal	(200.00)	(17,814.10)	0.00	0.00	0.00	19,296.75	17,814.10	1,482.65
	30/06/2021		0.00	0.00	0.00	0.00	0.00	43,084.56	40,030.55	3,054.01
ASX.AX - ASX Limited										
	01/07/2020	Opening Balance	100.00	0.00	0.00	0.00	8,538.00	0.00	0.00	0.00
	06/10/2020	Disposal	(100.00)	(7,455.54)	0.00	0.00	1,082.46	7,994.05	7,455.54	538.51
	06/10/2020	Writeback	0.00	0.00	(1,082.46)	0.00	0.00	0.00	0.00	0.00
	30/06/2021		0.00	(7,455.54)	(1,082.46)	0.00	0.00	7,994.05	7,455.54	538.51
AVH.AX - Avita Medical Inc.										
	01/07/2020	Opening Balance	500.00	0.00	0.00	0.00	4,500.00	0.00	0.00	0.00
	06/10/2020	Disposal	(500.00)	(3,839.90)	0.00	0.00	660.10	3,440.05	3,839.90	(399.85)
	06/10/2020	Writeback	0.00	0.00	(660.10)	0.00	0.00	0.00	0.00	0.00
	30/06/2021		0.00	(3,839.90)	(660.10)	0.00	0.00	3,440.05	3,839.90	(399.85)
BRN.AX - Brainchip Holdings Ltd										
	15/10/2020	Purchase	10,000.00	3,819.95	0.00	0.00	3,819.95	0.00	0.00	0.00
	31/12/2020	Disposal	(10,000.00)	(3,819.95)	0.00	0.00	0.00	4,280.05	3,819.95	460.10
	30/06/2021		0.00	0.00	0.00	0.00	0.00	4,280.05	3,819.95	460.10
BSL.AX - Bluescope Steel Limited										
	01/07/2020	Opening Balance	0.00	0.00	0.00	0.00	0.00	0.00	0.00	0.00
	13/07/2020	Purchase	9,000.00	97,126.72	0.00	0.00	97,126.72	0.00	0.00	0.00
	14/07/2020	Disposal	(9,000.00)	(97,126.72)	0.00	0.00	0.00	97,362.78	97,126.72	236.06
	30/06/2021		0.00	0.00	0.00	0.00	0.00	97,362.78	97,126.72	236.06
BTC.COIN2 - Bitcoin										
	21/08/2020	Purchase	2.00	32,990.93	0.00	0.00	32,990.93	0.00	0.00	0.00
	23/12/2020	Purchase	1.00	31,137.55	0.00	0.00	64,128.48	0.00	0.00	0.00
	26/12/2020	Purchase	1.00	32,958.98	0.00	0.00	97,087.46	0.00	0.00	0.00
	11/01/2021	Disposal	(2.00)	(64,096.53)	0.00	0.00	32,990.93	90,625.12	64,096.53	26,528.59
	12/01/2021	Purchase	2.00	94,291.76	0.00	0.00	127,282.69	0.00	0.00	0.00
	12/01/2021	Disposal	(1.00)	(47,145.88)	0.00	0.00	80,136.81	40,085.29	47,145.88	(7,060.59)
	21/01/2021	Disposal	(1.00)	(47,145.88)	0.00	0.00	32,990.93	41,385.45	47,145.88	(5,760.43)
	21/01/2021	Disposal	(2.00)	(32,990.93)	0.00	0.00	0.00	83,542.11	32,990.93	50,551.18
	23/01/2021	Purchase	2.00	87,653.34	0.00	0.00	87,653.34	0.00	0.00	0.00

RICHINA SUPERANNUATION FUND
Market Movement Report

As at 30 June 2021

Investment	Date	Description	Unrealised				Realised			Total
			Units	Accounting Cost Movement	Market Movement	Depreciation	Balance	Consideration	Accounting Cost Base	
	29/01/2021	Disposal	(1.00)	(43,826.67)	0.00	0.00	43,826.67	47,945.12	43,826.67	4,118.45
	29/01/2021	Disposal	(1.00)	(43,826.67)	0.00	0.00	0.00	48,071.24	43,826.67	4,244.57
	03/02/2021	Purchase	0.50	24,075.80	0.00	0.00	24,075.80	0.00	0.00	0.00
	04/02/2021	Purchase	0.50	24,467.84	0.00	0.00	48,543.64	0.00	0.00	0.00
	09/02/2021	Purchase	0.50	30,033.09	0.00	0.00	78,576.73	0.00	0.00	0.00
	09/02/2021	Disposal	(1.00)	(54,500.93)	0.00	0.00	24,075.80	55,823.25	54,500.93	1,322.32
	10/02/2021	Purchase	0.50	29,391.62	0.00	0.00	53,467.42	0.00	0.00	0.00
	18/02/2021	Purchase	0.50	33,612.22	0.00	0.00	87,079.64	0.00	0.00	0.00
	18/02/2021	Purchase	0.50	33,582.12	0.00	0.00	120,661.76	0.00	0.00	0.00
	18/02/2021	Disposal	(0.50)	(33,612.22)	0.00	0.00	87,049.54	33,059.34	33,612.22	(552.88)
	18/02/2021	Disposal	(1.50)	(87,049.54)	0.00	0.00	0.00	98,272.87	87,049.54	11,223.33
	19/02/2021	Purchase	0.50	33,034.10	0.00	0.00	33,034.10	0.00	0.00	0.00
	20/02/2021	Purchase	0.50	35,820.02	0.00	0.00	68,854.12	0.00	0.00	0.00
	22/02/2021	Purchase	0.50	34,989.11	0.00	0.00	103,843.23	0.00	0.00	0.00
	22/02/2021	Disposal	(0.50)	(35,820.02)	0.00	0.00	68,023.21	33,529.11	35,820.02	(2,290.91)
	23/02/2021	Purchase	0.50	34,728.88	0.00	0.00	102,752.09	0.00	0.00	0.00
	23/02/2021	Purchase	0.50	31,463.87	0.00	0.00	134,215.96	0.00	0.00	0.00
	23/02/2021	Disposal	(1.50)	(102,752.09)	0.00	0.00	31,463.87	88,993.70	102,752.09	(13,758.39)
	24/02/2021	Purchase	0.50	32,541.89	0.00	0.00	64,005.76	0.00	0.00	0.00
	24/02/2021	Disposal	(0.50)	(32,541.89)	0.00	0.00	31,463.87	29,728.92	32,541.89	(2,812.97)
	14/03/2021	Purchase	0.50	39,398.67	0.00	0.00	70,862.54	0.00	0.00	0.00
	18/04/2021	Purchase	0.50	38,807.42	0.00	0.00	109,669.96	0.00	0.00	0.00
	19/05/2021	Disposal	(0.80)	(62,683.12)	0.00	0.00	46,986.84	40,826.55	62,683.12	(21,856.57)
	20/05/2021	Purchase	0.80	38,825.73	0.00	0.00	85,812.57	0.00	0.00	0.00
	23/05/2021	Disposal	(1.00)	(61,546.49)	0.00	0.00	24,266.08	42,712.61	61,546.49	(18,833.88)
	27/05/2021	Purchase	0.50	25,436.43	0.00	0.00	49,702.51	0.00	0.00	0.00
	23/06/2021	Revaluation	0.00	0.00	(4,868.13)	0.00	44,834.38	0.00	0.00	0.00
	30/06/2021	Revaluation	0.00	0.00	1,385.64	0.00	46,220.02	0.00	0.00	0.00
	30/06/2021		1.00	49,702.51	(3,482.49)	0.00	46,220.02	774,600.68	749,538.86	25,061.82
BYND.NDQ3 - Beyond Meat Inc										
	01/07/2020	Opening Balance	44.00	0.00	0.00	0.00	8,589.71	0.00	0.00	0.00
	19/10/2020	Disposal	(44.00)	(9,524.36)	0.00	0.00	(934.65)	11,503.93	9,524.36	1,979.57
	19/10/2020	Writeback	0.00	0.00	934.65	0.00	0.00	0.00	0.00	0.00
	30/06/2021		0.00	(9,524.36)	934.65	0.00	0.00	11,503.93	9,524.36	1,979.57

RICHINA SUPERANNUATION FUND

Market Movement Report

As at 30 June 2021

Investment	Date	Description	Unrealised				Realised			Total
			Units	Accounting Cost Movement	Market Movement	Depreciation	Balance	Consideration	Accounting Cost Base	
CBA.AXW - Commonwealth Bank Of Australia.										
	01/07/2020	Opening Balance	100.00	0.00	0.00	0.00	6,942.00	0.00	0.00	0.00
	26/08/2020	Disposal	(100.00)	(6,056.90)	0.00	0.00	885.10	6,905.05	6,056.90	848.15
	26/08/2020	Writeback	0.00	0.00	(885.10)	0.00	0.00	0.00	0.00	0.00
	30/06/2021		0.00	(6,056.90)	(885.10)	0.00	0.00	6,905.05	6,056.90	848.15
CCE.AX - Carnegie Clean Energy Limited										
	01/07/2020	Opening Balance	750,000.00	0.00	0.00	0.00	750.00	0.00	0.00	0.00
	04/08/2020	Purchase	1,250,000.00	1,894.95	0.00	0.00	2,644.95	0.00	0.00	0.00
	02/03/2021	Purchase	8,000,000.00	56,061.60	0.00	0.00	58,706.55	0.00	0.00	0.00
	23/06/2021	Revaluation	0.00	0.00	(28,706.55)	0.00	30,000.00	0.00	0.00	0.00
	30/06/2021	Revaluation	0.00	0.00	(10,000.00)	0.00	20,000.00	0.00	0.00	0.00
	30/06/2021		10,000,000.	57,956.55	(38,706.55)	0.00	20,000.00	0.00	0.00	0.00
CGF.AX - Challenger Limited										
	01/07/2020	Opening Balance	1,500.00	0.00	0.00	0.00	6,615.00	0.00	0.00	0.00
	06/08/2020	Disposal	(1,500.00)	(6,560.07)	0.00	0.00	54.93	6,650.05	6,560.07	89.98
	06/08/2020	Writeback	0.00	0.00	(54.93)	0.00	0.00	0.00	0.00	0.00
	21/08/2020	Purchase	1,000.00	3,679.95	0.00	0.00	3,679.95	0.00	0.00	0.00
	28/08/2020	Disposal	(1,000.00)	(3,679.95)	0.00	0.00	0.00	3,820.05	3,679.95	140.10
	30/06/2021		0.00	(6,560.07)	(54.93)	0.00	0.00	10,470.10	10,240.02	230.08
CSIQ.NDQ - Canadian Solar Inc										
	05/02/2021	Purchase	130.00	10,267.46	0.00	0.00	10,267.46	0.00	0.00	0.00
	23/06/2021	Revaluation	0.00	0.00	(3,596.02)	0.00	6,671.44	0.00	0.00	0.00
	30/06/2021	Revaluation	0.00	0.00	1,082.22	0.00	7,753.66	0.00	0.00	0.00
	30/06/2021		130.00	10,267.46	(2,513.80)	0.00	7,753.66	0.00	0.00	0.00
CSL.AX - CSL Limited										
	01/07/2020	Opening Balance	350.00	0.00	0.00	0.00	100,450.00	0.00	0.00	0.00
	13/07/2020	Purchase	25.00	7,016.20	0.00	0.00	107,466.20	0.00	0.00	0.00
	28/07/2020	Purchase	25.00	6,949.70	0.00	0.00	114,415.90	0.00	0.00	0.00
	23/06/2021	Revaluation	0.00	0.00	3,284.10	0.00	117,700.00	0.00	0.00	0.00
	30/06/2021	Revaluation	0.00	0.00	(3,624.00)	0.00	114,076.00	0.00	0.00	0.00
	30/06/2021		400.00	13,965.90	(339.90)	0.00	114,076.00	0.00	0.00	0.00

RICHINA SUPERANNUATION FUND

Market Movement Report

As at 30 June 2021

Investment	Date	Description	Unrealised				Realised			Total
			Units	Accounting Cost Movement	Market Movement	Depreciation	Balance	Consideration	Accounting Cost Base	
DOU.AX - Dough Limited										
	19/10/2020	Purchase	100,000.00	20,522.55	0.00	0.00	20,522.55	0.00	0.00	0.00
	21/10/2020	Purchase	150,000.00	45,049.50	0.00	0.00	65,572.05	0.00	0.00	0.00
	21/10/2020	Purchase	150,000.00	44,298.68	0.00	0.00	109,870.73	0.00	0.00	0.00
	21/10/2020	Purchase	150,000.00	44,298.68	0.00	0.00	154,169.41	0.00	0.00	0.00
	21/10/2020	Purchase	150,000.00	42,797.03	0.00	0.00	196,966.44	0.00	0.00	0.00
	21/10/2020	Disposal	(100,000.00)	(30,033.00)	0.00	0.00	166,933.44	27,969.20	30,033.00	(2,063.80)
	21/10/2020	Disposal	(150,000.00)	(44,548.95)	0.00	0.00	122,384.49	45,699.67	44,548.95	1,150.72
	21/10/2020	Disposal	(150,000.00)	(44,298.68)	0.00	0.00	78,085.81	45,699.67	44,298.68	1,400.99
	21/10/2020	Disposal	(150,000.00)	(43,297.58)	0.00	0.00	34,788.23	45,699.67	43,297.58	2,402.09
	19/11/2020	Disposal	(50,000.00)	(14,265.68)	0.00	0.00	20,522.55	16,480.05	14,265.68	2,214.37
	19/11/2020	Disposal	(100,000.00)	(20,522.55)	0.00	0.00	0.00	38,507.90	20,522.55	17,985.35
	30/06/2021		0.00	0.00	0.00	0.00	0.00	220,056.16	196,966.44	23,089.72
DXN.AX - The Data Exchange Network Limited										
	15/07/2020	Purchase	200,000.00	7,619.95	0.00	0.00	7,619.95	0.00	0.00	0.00
	20/07/2020	Purchase	200,000.00	5,419.95	0.00	0.00	13,039.90	0.00	0.00	0.00
	12/05/2021	Disposal	(400,000.00)	(13,039.90)	0.00	0.00	0.00	5,377.30	13,039.90	(7,662.60)
	30/06/2021		0.00	0.00	0.00	0.00	0.00	5,377.30	13,039.90	(7,662.60)
EMV.AX - Emvision Medical Devices Ltd										
	04/09/2020	Purchase	5,000.00	11,119.95	0.00	0.00	11,119.95	0.00	0.00	0.00
	02/11/2020	Disposal	(5,000.00)	(11,119.95)	0.00	0.00	0.00	14,170.34	11,119.95	3,050.39
	24/11/2020	Purchase	5,000.00	19,721.67	0.00	0.00	19,721.67	0.00	0.00	0.00
	12/05/2021	Disposal	(5,000.00)	(19,721.67)	0.00	0.00	0.00	15,449.70	19,721.67	(4,271.97)
	30/06/2021		0.00	0.00	0.00	0.00	0.00	29,620.04	30,841.62	(1,221.58)
ETH.COIN1 - Ethereum										
	06/02/2021	Purchase	10.00	22,033.14	0.00	0.00	22,033.14	0.00	0.00	0.00
	09/02/2021	Disposal	(10.00)	(22,033.14)	0.00	0.00	0.00	22,192.85	22,033.14	159.71
	04/05/2021	Purchase	5.00	21,028.02	0.00	0.00	21,028.02	0.00	0.00	0.00
	10/05/2021	Purchase	6.00	29,830.59	0.00	0.00	50,858.61	0.00	0.00	0.00
	15/05/2021	Purchase	6.00	29,948.44	0.00	0.00	80,807.05	0.00	0.00	0.00
	20/05/2021	Purchase	3.00	11,718.21	0.00	0.00	92,525.26	0.00	0.00	0.00
	23/05/2021	Disposal	(10.00)	(49,835.50)	0.00	0.00	42,689.76	24,746.64	49,835.50	(25,088.86)
	23/06/2021	Revaluation	0.00	0.00	(16,352.79)	0.00	26,336.97	0.00	0.00	0.00
	30/06/2021	Revaluation	0.00	0.00	2,099.89	0.00	28,436.86	0.00	0.00	0.00

RICHINA SUPERANNUATION FUND

Market Movement Report

As at 30 June 2021

Investment	Date	Description	Unrealised				Realised			Total
			Units	Accounting Cost Movement	Market Movement	Depreciation	Balance	Consideration	Accounting Cost Base	
	30/06/2021		10.00	42,689.76	(14,252.90)	0.00	28,436.86	46,939.49	71,868.64	(24,929.15)
FMG.AX - Fortescue Metals Group Ltd										
	01/07/2020	Opening Balance	0.00	0.00	0.00	0.00	0.00	0.00	0.00	0.00
	10/07/2020	Purchase	6,000.00	88,777.55	0.00	0.00	88,777.55	0.00	0.00	0.00
	13/07/2020	Disposal	(6,000.00)	(88,777.55)	0.00	0.00	0.00	89,313.14	88,777.55	535.59
	02/09/2020	Purchase	250.00	4,369.95	0.00	0.00	4,369.95	0.00	0.00	0.00
	07/10/2020	Purchase	250.00	4,134.95	0.00	0.00	8,504.90	0.00	0.00	0.00
	23/10/2020	Disposal	(500.00)	(8,504.90)	0.00	0.00	0.00	8,450.05	8,504.90	(54.85)
	30/06/2021		0.00	0.00	0.00	0.00	0.00	97,763.19	97,282.45	480.74
FSLY.NYE1 - Fastly Inc - Ordinary Shares - Class A										
	19/10/2020	Purchase	73.00	9,702.54	0.00	0.00	9,702.54	0.00	0.00	0.00
	11/12/2020	Disposal	(73.00)	(9,702.54)	0.00	0.00	0.00	9,173.57	9,702.54	(528.97)
	30/06/2021		0.00	0.00	0.00	0.00	0.00	9,173.57	9,702.54	(528.97)
FSR.NYE - Fisker Inc - Ordinary Shares - Class A										
	04/06/2021	Purchase	500.00	9,124.65	0.00	0.00	9,124.65	0.00	0.00	0.00
	23/06/2021	Revaluation	0.00	0.00	3,645.40	0.00	12,770.05	0.00	0.00	0.00
	30/06/2021	Revaluation	0.00	0.00	52.50	0.00	12,822.55	0.00	0.00	0.00
	30/06/2021		500.00	9,124.65	3,697.90	0.00	12,822.55	0.00	0.00	0.00
GE.NYE1 - General Electric Co.										
	27/10/2020	Purchase	875.00	9,815.43	0.00	0.00	9,815.43	0.00	0.00	0.00
	23/06/2021	Revaluation	0.00	0.00	5,202.81	0.00	15,018.24	0.00	0.00	0.00
	30/06/2021	Revaluation	0.00	0.00	647.50	0.00	15,665.74	0.00	0.00	0.00
	30/06/2021		875.00	9,815.43	5,850.31	0.00	15,665.74	0.00	0.00	0.00
GM.NYE01 - General Motors Company										
	24/05/2021	Purchase	160.00	11,599.15	0.00	0.00	11,599.15	0.00	0.00	0.00
	23/06/2021	Revaluation	0.00	0.00	1,149.95	0.00	12,749.10	0.00	0.00	0.00
	30/06/2021	Revaluation	0.00	0.00	(156.40)	0.00	12,592.70	0.00	0.00	0.00
	30/06/2021		160.00	11,599.15	993.55	0.00	12,592.70	0.00	0.00	0.00

RICHINA SUPERANNUATION FUND

Market Movement Report

As at 30 June 2021

Investment	Date	Description	Unrealised				Realised			Total
			Units	Accounting Cost Movement	Market Movement	Depreciation	Balance	Consideration	Accounting Cost Base	
ISX.AX - Isignthis Ltd										
	01/07/2020	Opening Balance	15,000.00	0.00	0.00	0.00	16,050.00	0.00	0.00	0.00
	30/06/2021		15,000.00	0.00	0.00	0.00	16,050.00	0.00	0.00	0.00
LMC.AX - Lemarne Corporation Limited										
	01/07/2020	Opening Balance	6,000.00	0.00	0.00	0.00	0.00	0.00	0.00	0.00
	30/06/2021	Disposal	(6,000.00)	(3,546.00)	0.00	0.00	(3,546.00)	0.00	3,546.00	(3,546.00)
	30/06/2021	Writeback	0.00	0.00	3,546.00	0.00	0.00	0.00	0.00	0.00
	30/06/2021		0.00	(3,546.00)	3,546.00	0.00	0.00	0.00	3,546.00	(3,546.00)
LNK.AX - Link Administration Holdings Limited										
	01/07/2020	Opening Balance	2,000.00	0.00	0.00	0.00	8,200.00	0.00	0.00	0.00
	06/08/2020	Disposal	(1,000.00)	(3,889.95)	0.00	0.00	4,310.05	3,970.05	3,889.95	80.10
	06/08/2020	Writeback	0.00	0.00	(1,095.15)	0.00	3,214.90	0.00	0.00	0.00
	10/08/2020	Disposal	(1,000.00)	(3,214.90)	0.00	0.00	0.00	4,140.05	3,214.90	925.15
	30/06/2021		0.00	(7,104.85)	(1,095.15)	0.00	0.00	8,110.10	7,104.85	1,005.25
MP1.AX - Megaport Limited										
	01/09/2020	Purchase	500.00	8,459.95	0.00	0.00	8,459.95	0.00	0.00	0.00
	11/09/2020	Purchase	200.00	2,991.95	0.00	0.00	11,451.90	0.00	0.00	0.00
	06/10/2020	Disposal	(700.00)	(11,451.90)	0.00	0.00	0.00	11,110.05	11,451.90	(341.85)
	07/10/2020	Purchase	500.00	7,759.12	0.00	0.00	7,759.12	0.00	0.00	0.00
	23/10/2020	Purchase	500.00	7,479.95	0.00	0.00	15,239.07	0.00	0.00	0.00
	30/04/2021	Disposal	(1,000.00)	(15,239.07)	0.00	0.00	0.00	13,721.19	15,239.07	(1,517.88)
	30/06/2021		0.00	0.00	0.00	0.00	0.00	24,831.24	26,690.97	(1,859.73)
MQG.AX - Macquarie Group Limited										
	01/07/2020	Opening Balance	200.00	0.00	0.00	0.00	23,720.00	0.00	0.00	0.00
	23/06/2021	Revaluation	0.00	0.00	6,960.00	0.00	30,680.00	0.00	0.00	0.00
	30/06/2021	Revaluation	0.00	0.00	606.00	0.00	31,286.00	0.00	0.00	0.00
	30/06/2021		200.00	0.00	7,566.00	0.00	31,286.00	0.00	0.00	0.00
MQGPB.AX - Macquarie Group Limited										
	14/09/2020	Purchase	200.00	20,402.42	0.00	0.00	20,402.42	0.00	0.00	0.00
	17/03/2021	Disposal	(200.00)	(20,402.42)	0.00	0.00	0.00	20,000.00	20,402.42	(402.42)
	30/06/2021		0.00	0.00	0.00	0.00	0.00	20,000.00	20,402.42	(402.42)

RICHINA SUPERANNUATION FUND

Market Movement Report

As at 30 June 2021

Investment	Date	Description	Unrealised				Realised			Total
			Units	Accounting Cost Movement	Market Movement	Depreciation	Balance	Consideration	Accounting Cost Base	
MQGPC.AX - Macquarie Group Limited (Capital Notes 3)										
	01/07/2020	Opening Balance	200.00	0.00	0.00	0.00	20,336.00	0.00	0.00	0.00
	08/06/2021	Disposal	(200.00)	(20,666.40)	0.00	0.00	(330.40)	20,896.99	20,666.40	230.59
	08/06/2021	Writeback	0.00	0.00	330.40	0.00	0.00	0.00	0.00	0.00
	30/06/2021		0.00	(20,666.40)	330.40	0.00	0.00	20,896.99	20,666.40	230.59
MQGPE.AX - Macquarie Group Limited										
	17/03/2021	Purchase	200.00	20,000.00	0.00	0.00	20,000.00	0.00	0.00	0.00
	12/05/2021	Disposal	(200.00)	(20,000.00)	0.00	0.00	0.00	19,952.33	20,000.00	(47.67)
	30/06/2021		0.00	0.00	0.00	0.00	0.00	19,952.33	20,000.00	(47.67)
MSFT.NDQ01 - MICROSOFT CORP										
	03/08/2020	Purchase	34.00	9,595.00	0.00	0.00	9,595.00	0.00	0.00	0.00
	23/06/2021	Revaluation	0.00	0.00	2,359.08	0.00	11,954.08	0.00	0.00	0.00
	30/06/2021	Revaluation	0.00	0.00	297.32	0.00	12,251.40	0.00	0.00	0.00
	30/06/2021		34.00	9,595.00	2,656.40	0.00	12,251.40	0.00	0.00	0.00
NAB.AX - National Australia Bank Limited										
	01/07/2020	Opening Balance	276.00	0.00	0.00	0.00	5,028.72	0.00	0.00	0.00
	03/07/2020	Purchase	2.00	30.00	0.00	0.00	5,058.72	0.00	0.00	0.00
	10/12/2020	Purchase	4.00	83.40	0.00	0.00	5,142.12	0.00	0.00	0.00
	23/06/2021	Revaluation	0.00	0.00	2,294.22	0.00	7,436.34	0.00	0.00	0.00
	30/06/2021	Revaluation	0.00	0.00	(42.30)	0.00	7,394.04	0.00	0.00	0.00
	30/06/2021		282.00	113.40	2,251.92	0.00	7,394.04	0.00	0.00	0.00
NCM.AX - Newcrest Mining Limited										
	01/07/2020	Opening Balance	0.00	0.00	0.00	0.00	0.00	0.00	0.00	0.00
	03/08/2020	Purchase	250.00	8,937.45	0.00	0.00	8,937.45	0.00	0.00	0.00
	14/08/2020	Purchase	100.00	3,405.95	0.00	0.00	12,343.40	0.00	0.00	0.00
	18/08/2020	Purchase	150.00	5,103.45	0.00	0.00	17,446.85	0.00	0.00	0.00
	28/08/2020	Disposal	(500.00)	(17,446.85)	0.00	0.00	0.00	15,865.05	17,446.85	(1,581.80)
	30/06/2021		0.00	0.00	0.00	0.00	0.00	15,865.05	17,446.85	(1,581.80)
NVDA.NDQ11 - NVIDIA Corp										
	25/08/2020	Purchase	13.00	9,089.57	0.00	0.00	9,089.57	0.00	0.00	0.00
	25/08/2020	Purchase	14.00	9,784.03	0.00	0.00	18,873.60	0.00	0.00	0.00
	23/06/2021	Revaluation	0.00	0.00	8,405.17	0.00	27,278.77	0.00	0.00	0.00
	30/06/2021	Revaluation	0.00	0.00	1,455.87	0.00	28,734.64	0.00	0.00	0.00

RICHINA SUPERANNUATION FUND

Market Movement Report

As at 30 June 2021

Investment	Date	Description	Unrealised				Realised			Total
			Units	Accounting Cost Movement	Market Movement	Depreciation	Balance	Consideration	Accounting Cost Base	
	30/06/2021		27.00	18,873.60	9,861.04	0.00	28,734.64	0.00	0.00	0.00
NXL.AX - Nuix Limited										
	11/03/2021	Purchase	1,000.00	5,444.95	0.00	0.00	5,444.95	0.00	0.00	0.00
	30/04/2021	Disposal	(1,000.00)	(5,444.95)	0.00	0.00	0.00	4,298.75	5,444.95	(1,146.20)
	30/06/2021		0.00	0.00	0.00	0.00	0.00	4,298.75	5,444.95	(1,146.20)
OPT.AX - Opthea Limited										
	01/07/2020	Opening Balance	2,000.00	0.00	0.00	0.00	4,720.00	0.00	0.00	0.00
	14/09/2020	Disposal	(2,000.00)	(5,479.95)	0.00	0.00	(759.95)	5,480.05	5,479.95	0.10
	14/09/2020	Writeback	0.00	0.00	759.95	0.00	0.00	0.00	0.00	0.00
	30/06/2021		0.00	(5,479.95)	759.95	0.00	0.00	5,480.05	5,479.95	0.10
ORG.AXW - Origin Energy Limited										
	01/07/2020	Opening Balance	1,000.00	0.00	0.00	0.00	5,840.00	0.00	0.00	0.00
	25/08/2020	Disposal	(1,000.00)	(4,989.95)	0.00	0.00	850.05	5,490.05	4,989.95	500.10
	25/08/2020	Writeback	0.00	0.00	(850.05)	0.00	0.00	0.00	0.00	0.00
	14/10/2020	Purchase	500.00	2,204.95	0.00	0.00	2,204.95	0.00	0.00	0.00
	02/11/2020	Purchase	500.00	2,039.95	0.00	0.00	4,244.90	0.00	0.00	0.00
	30/04/2021	Disposal	(1,000.00)	(4,244.90)	0.00	0.00	0.00	4,111.05	4,244.90	(133.85)
	30/06/2021		0.00	(4,989.95)	(850.05)	0.00	0.00	9,601.10	9,234.85	366.25
OVN.AX - Oventus Medical Limited										
	01/07/2020	Opening Balance	30,000.00	0.00	0.00	0.00	8,550.00	0.00	0.00	0.00
	12/05/2021	Disposal	(30,000.00)	(9,489.90)	0.00	0.00	(939.90)	3,866.89	9,489.90	(5,623.01)
	12/05/2021	Writeback	0.00	0.00	939.90	0.00	0.00	0.00	0.00	0.00
	30/06/2021		0.00	(9,489.90)	939.90	0.00	0.00	3,866.89	9,489.90	(5,623.01)
PNV.AX - Polynovo Limited										
	01/07/2020	Opening Balance	3,000.00	0.00	0.00	0.00	7,620.00	0.00	0.00	0.00
	18/08/2020	Disposal	(3,000.00)	(4,399.95)	0.00	0.00	3,220.05	6,580.05	4,399.95	2,180.10
	18/08/2020	Writeback	0.00	0.00	(3,220.05)	0.00	0.00	0.00	0.00	0.00
	30/06/2021		0.00	(4,399.95)	(3,220.05)	0.00	0.00	6,580.05	4,399.95	2,180.10

RICHINA SUPERANNUATION FUND

Market Movement Report

As at 30 June 2021

Investment	Date	Description	Unrealised				Realised			Total
			Units	Accounting Cost Movement	Market Movement	Depreciation	Balance	Consideration	Accounting Cost Base	
RIO.AX - RIO Tinto Limited										
	01/07/2020	Opening Balance	200.00	0.00	0.00	0.00	19,592.00	0.00	0.00	0.00
	04/12/2020	Disposal	(200.00)	(12,654.00)	0.00	0.00	6,938.00	20,892.14	12,654.00	8,238.14
	04/12/2020	Writeback	0.00	0.00	(6,938.00)	0.00	0.00	0.00	0.00	0.00
	30/06/2021		0.00	(12,654.00)	(6,938.00)	0.00	0.00	20,892.14	12,654.00	8,238.14
SEK.AX - Seek Limited										
	01/07/2020	Opening Balance	400.00	0.00	0.00	0.00	8,756.00	0.00	0.00	0.00
	14/08/2020	Purchase	100.00	1,978.95	0.00	0.00	10,734.95	0.00	0.00	0.00
	14/09/2020	Disposal	(500.00)	(8,832.80)	0.00	0.00	1,902.15	9,590.05	8,832.80	757.25
	14/09/2020	Writeback	0.00	0.00	(1,902.15)	0.00	0.00	0.00	0.00	0.00
	30/06/2021		0.00	(6,853.85)	(1,902.15)	0.00	0.00	9,590.05	8,832.80	757.25
SM1.AX - Synlait Milk Limited										
	01/07/2020	Opening Balance	1,000.00	0.00	0.00	0.00	6,630.00	0.00	0.00	0.00
	25/08/2020	Disposal	(1,000.00)	(4,659.90)	0.00	0.00	1,970.10	5,940.05	4,659.90	1,280.15
	25/08/2020	Writeback	0.00	0.00	(1,970.10)	0.00	0.00	0.00	0.00	0.00
	30/06/2021		0.00	(4,659.90)	(1,970.10)	0.00	0.00	5,940.05	4,659.90	1,280.15
STO.AXW - Santos Limited										
	01/07/2020	Opening Balance	3,000.00	0.00	0.00	0.00	15,900.00	0.00	0.00	0.00
	26/08/2020	Disposal	(1,000.00)	(4,324.75)	0.00	0.00	11,575.25	5,725.05	4,324.75	1,400.30
	26/08/2020	Writeback	0.00	0.00	(1,595.12)	0.00	9,980.13	0.00	0.00	0.00
	14/09/2020	Disposal	(2,000.00)	(6,789.90)	0.00	0.00	3,190.23	10,270.05	6,789.90	3,480.15
	14/09/2020	Writeback	0.00	0.00	(3,190.23)	0.00	0.00	0.00	0.00	0.00
	30/06/2021		0.00	(11,114.65)	(4,785.35)	0.00	0.00	15,995.10	11,114.65	4,880.45
SUL.AX - Super Retail Group Limited										
	01/07/2020	Opening Balance	11,000.00	0.00	0.00	0.00	88,550.00	0.00	0.00	0.00
	06/07/2020	Disposal	(3,808.00)	(32,174.87)	0.00	0.00	56,375.13	32,104.17	32,174.87	(70.70)
	06/07/2020	Writeback	0.00	0.00	4,392.12	0.00	60,767.25	0.00	0.00	0.00
	08/07/2020	Disposal	(7,192.00)	(60,767.25)	0.00	0.00	0.00	60,726.00	60,767.25	(41.25)
	08/07/2020	Writeback	0.00	0.00	4,392.12	0.00	4,392.12	0.00	0.00	0.00
	23/06/2021	Revaluation	0.00	0.00	(4,392.12)	0.00	0.00	0.00	0.00	0.00
	30/06/2021		0.00	(92,942.12)	4,392.12	0.00	0.00	92,830.17	92,942.12	(111.95)

RICHINA SUPERANNUATION FUND

Market Movement Report

As at 30 June 2021

Investment	Date	Description	Unrealised				Realised			Total
			Units	Accounting Cost Movement	Market Movement	Depreciation	Balance	Consideration	Accounting Cost Base	
SZL.AX - Sezzle Inc.										
	12/08/2020	Purchase	1,000.00	7,489.95	0.00	0.00	7,489.95	0.00	0.00	0.00
	13/08/2020	Purchase	500.00	3,649.95	0.00	0.00	11,139.90	0.00	0.00	0.00
	14/08/2020	Purchase	500.00	3,539.95	0.00	0.00	14,679.85	0.00	0.00	0.00
	01/09/2020	Purchase	1,000.00	11,259.95	0.00	0.00	25,939.80	0.00	0.00	0.00
	03/09/2020	Purchase	500.00	4,509.95	0.00	0.00	30,449.75	0.00	0.00	0.00
	10/09/2020	Disposal	(1,000.00)	(11,259.95)	0.00	0.00	19,189.80	7,380.05	11,259.95	(3,879.90)
	09/02/2021	Disposal	(2,500.00)	(19,189.80)	0.00	0.00	0.00	22,020.05	19,189.80	2,830.25
	30/06/2021		0.00	0.00	0.00	0.00	0.00	29,400.10	30,449.75	(1,049.65)
TALO.NYE - Talos Energy Inc										
	03/02/2021	Purchase	854.00	9,699.64	0.00	0.00	9,699.64	0.00	0.00	0.00
	23/06/2021	Revaluation	0.00	0.00	11,409.87	0.00	21,109.51	0.00	0.00	0.00
	30/06/2021	Revaluation	0.00	0.00	(3,343.41)	0.00	17,766.10	0.00	0.00	0.00
	30/06/2021		854.00	9,699.64	8,066.46	0.00	17,766.10	0.00	0.00	0.00
TLS.AX - Telstra Corporation Limited.										
	01/07/2020	Opening Balance	1,000.00	0.00	0.00	0.00	3,130.00	0.00	0.00	0.00
	03/08/2020	Disposal	(1,000.00)	(2,929.95)	0.00	0.00	200.05	3,365.05	2,929.95	435.10
	03/08/2020	Writeback	0.00	0.00	(200.05)	0.00	0.00	0.00	0.00	0.00
	30/06/2021		0.00	(2,929.95)	(200.05)	0.00	0.00	3,365.05	2,929.95	435.10
TSLA.NDQ5 - Tesla Inc										
	01/07/2020	Opening Balance	8.00	0.00	0.00	0.00	12,587.03	0.00	0.00	0.00
	28/08/2020	Share Split	32.00	0.00	0.00	0.00	12,587.03	0.00	0.00	0.00
	10/02/2021	Disposal	(20.00)	(4,426.36)	0.00	0.00	8,160.67	22,018.67	4,426.36	17,592.31
	10/02/2021	Writeback	0.00	0.00	(1,867.16)	0.00	6,293.51	0.00	0.00	0.00
	23/06/2021	Revaluation	0.00	0.00	11,110.60	0.00	17,404.11	0.00	0.00	0.00
	30/06/2021	Revaluation	0.00	0.00	677.83	0.00	18,081.94	0.00	0.00	0.00
	30/06/2021		20.00	(4,426.36)	9,921.27	0.00	18,081.94	22,018.67	4,426.36	17,592.31
TYR.AX - Tyro Payments Limited										
	01/07/2020	Opening Balance	2,000.00	0.00	0.00	0.00	7,000.00	0.00	0.00	0.00
	25/08/2020	Disposal	(2,000.00)	(5,519.95)	0.00	0.00	1,480.05	6,300.05	5,519.95	780.10
	25/08/2020	Writeback	0.00	0.00	(1,480.05)	0.00	0.00	0.00	0.00	0.00
	30/06/2021		0.00	(5,519.95)	(1,480.05)	0.00	0.00	6,300.05	5,519.95	780.10

RICHINA SUPERANNUATION FUND

Market Movement Report

As at 30 June 2021

Investment	Date	Description	Unrealised				Realised			Total
			Units	Accounting Cost Movement	Market Movement	Depreciation	Balance	Consideration	Accounting Cost Base	
VALE.NYE - Vale S.A. - ADR										
	28/04/2021	Purchase	377.00	9,765.05	0.00	0.00	9,765.05	0.00	0.00	0.00
	23/06/2021	Revaluation	0.00	0.00	1,627.40	0.00	11,392.45	0.00	0.00	0.00
	30/06/2021	Revaluation	0.00	0.00	45.92	0.00	11,438.37	0.00	0.00	0.00
	30/06/2021		377.00	9,765.05	1,673.32	0.00	11,438.37	0.00	0.00	0.00
VOC.AX - Vocus Group Limited										
	01/07/2020	Opening Balance	1,500.00	0.00	0.00	0.00	4,425.00	0.00	0.00	0.00
	31/07/2020	Disposal	(1,500.00)	(3,894.90)	0.00	0.00	530.10	4,375.05	3,894.90	480.15
	31/07/2020	Writeback	0.00	0.00	(530.10)	0.00	0.00	0.00	0.00	0.00
	30/06/2021		0.00	(3,894.90)	(530.10)	0.00	0.00	4,375.05	3,894.90	480.15
WBC.AX - Westpac Banking Corporation										
	01/07/2020	Opening Balance	200.00	0.00	0.00	0.00	3,590.00	0.00	0.00	0.00
	31/07/2020	Disposal	(200.00)	(3,135.95)	0.00	0.00	454.05	3,516.05	3,135.95	380.10
	31/07/2020	Writeback	0.00	0.00	(454.05)	0.00	0.00	0.00	0.00	0.00
	11/03/2021	Purchase	200.00	5,007.95	0.00	0.00	5,007.95	0.00	0.00	0.00
	17/05/2021	Purchase	100.00	2,528.95	0.00	0.00	7,536.90	0.00	0.00	0.00
	04/06/2021	Disposal	(300.00)	(7,536.90)	0.00	0.00	0.00	7,859.05	7,536.90	322.15
	30/06/2021		0.00	(3,135.95)	(454.05)	0.00	0.00	11,375.10	10,672.85	702.25
WEB.AX - Webjet Limited										
	01/07/2020	Opening Balance	2,000.00	0.00	0.00	0.00	6,640.00	0.00	0.00	0.00
	17/07/2020	Purchase	1,000.00	2,889.95	0.00	0.00	9,529.95	0.00	0.00	0.00
	13/08/2020	Disposal	(3,000.00)	(9,129.80)	0.00	0.00	400.15	10,240.05	9,129.80	1,110.25
	13/08/2020	Writeback	0.00	0.00	(400.15)	0.00	0.00	0.00	0.00	0.00
	30/06/2021		0.00	(6,239.85)	(400.15)	0.00	0.00	10,240.05	9,129.80	1,110.25
WPL.AX - Woodside Petroleum Ltd										
	01/07/2020	Opening Balance	900.00	0.00	0.00	0.00	19,485.00	0.00	0.00	0.00
	04/09/2020	Purchase	100.00	1,917.95	0.00	0.00	21,402.95	0.00	0.00	0.00
	06/10/2020	Disposal	(1,000.00)	(17,041.38)	0.00	0.00	4,361.57	16,810.05	17,041.38	(231.33)
	06/10/2020	Writeback	0.00	0.00	(4,361.57)	0.00	0.00	0.00	0.00	0.00
	30/06/2021		0.00	(15,123.43)	(4,361.57)	0.00	0.00	16,810.05	17,041.38	(231.33)
WZR.AX - Wisr Limited										
	01/07/2020	Opening Balance	200,000.00	0.00	0.00	0.00	43,000.00	0.00	0.00	0.00
	10/02/2021	Disposal	(100,000.00)	(24,026.40)	0.00	0.00	18,973.60	23,474.15	24,026.40	(552.25)
	10/02/2021	Writeback	0.00	0.00	909.13	0.00	19,882.73	0.00	0.00	0.00

RICHINA SUPERANNUATION FUND

Market Movement Report

As at 30 June 2021

Investment	Date	Description	Unrealised				Realised			Total	
			Units	Accounting Cost Movement	Market Movement	Depreciation	Balance	Consideration	Accounting Cost Base		Accounting Profit/(loss)
	18/02/2021	Disposal	(100,000.00)	(20,791.86)	0.00	0.00	(909.13)	21,975.80	20,791.86	1,183.94	
	18/02/2021	Writeback	0.00	0.00	1,818.26	0.00	909.13	0.00	0.00	0.00	
	09/06/2021	Purchase	30,000.00	7,969.95	0.00	0.00	8,879.08	0.00	0.00	0.00	
	21/06/2021	Purchase	40,000.00	10,219.95	0.00	0.00	19,099.03	0.00	0.00	0.00	
	23/06/2021	Revaluation	0.00	0.00	(1,599.03)	0.00	17,500.00	0.00	0.00	0.00	
	28/06/2021	Purchase	30,000.00	7,819.95	0.00	0.00	25,319.95	0.00	0.00	0.00	
	30/06/2021	Revaluation	0.00	0.00	680.05	0.00	26,000.00	0.00	0.00	0.00	
	30/06/2021		100,000.00	(18,808.41)	1,808.41	0.00	26,000.00	45,449.95	44,818.26	631.69	
XRO.AX - Xero Limited											
	01/07/2020	Opening Balance	200.00	0.00	0.00	0.00	18,022.00	0.00	0.00	0.00	
	16/07/2020	Purchase	50.00	4,466.48	0.00	0.00	22,488.48	0.00	0.00	0.00	
	16/07/2020	Purchase	50.00	4,463.95	0.00	0.00	26,952.43	0.00	0.00	0.00	
	28/07/2020	Purchase	100.00	9,265.95	0.00	0.00	36,218.38	0.00	0.00	0.00	
	17/05/2021	Purchase	50.00	6,145.95	0.00	0.00	42,364.33	0.00	0.00	0.00	
	18/05/2021	Purchase	50.00	5,672.04	0.00	0.00	48,036.37	0.00	0.00	0.00	
	23/06/2021	Revaluation	0.00	0.00	20,908.63	0.00	68,945.00	0.00	0.00	0.00	
	30/06/2021	Revaluation	0.00	0.00	(395.00)	0.00	68,550.00	0.00	0.00	0.00	
	30/06/2021		500.00	30,014.37	20,513.63	0.00	68,550.00	0.00	0.00	0.00	
XTE.AX - Xtek Limited.											
	01/07/2020	Opening Balance	10,000.00	0.00	0.00	0.00	7,100.00	0.00	0.00	0.00	
	03/09/2020	Disposal	(10,000.00)	(5,969.95)	0.00	0.00	1,130.05	6,846.05	5,969.95	876.10	
	03/09/2020	Writeback	0.00	0.00	(1,130.05)	0.00	0.00	0.00	0.00	0.00	
	30/06/2021		0.00	(5,969.95)	(1,130.05)	0.00	0.00	6,846.05	5,969.95	876.10	
ZEL.AX - Z Energy Limited.											
	01/07/2020	Opening Balance	2,000.00	0.00	0.00	0.00	5,060.00	0.00	0.00	0.00	
	25/08/2020	Disposal	(2,000.00)	(5,359.90)	0.00	0.00	(299.90)	4,880.05	5,359.90	(479.85)	
	25/08/2020	Writeback	0.00	0.00	299.90	0.00	0.00	0.00	0.00	0.00	
	30/06/2021		0.00	(5,359.90)	299.90	0.00	0.00	4,880.05	5,359.90	(479.85)	
Total Market Movement					(3,832.56)					42,863.02	39,030.46

RICHINA SUPERANNUATION FUND

Capital Gains Reconciliation Report

For The Period 01 July 2020 - 30 June 2021

	Total	Discounted	Indexed	Other	Notional
Losses available to offset					
Carried forward from prior losses	59,621.43				
Carried forward from prior losses - Collectables	0.00				
Current year capital losses	0.00				
Current year capital losses - Collectables	0.00				
Total Losses Available	59,621.43				
Total Losses Available - Collectables	0.00				
Capital Gains					
Capital gains from disposal of assets	0.00	0.00	0.00	0.00	0.00
Capital gains from disposal of assets - Collectables	0.00	0.00	0.00	0.00	0.00
Capital gains from trust distributions	0.00	0.00	0.00	0.00	0.00
Capital Gains Before Losses applied	0.00	0.00	0.00	0.00	0.00
Losses and discount applied					
Losses applied	0.00	0.00	0.00	0.00	0.00
Losses applied - Collectables	0.00	0.00	0.00	0.00	0.00
Capital gains after losses applied	0.00	0.00	0.00	0.00	0.00
Capital gains after losses applied - Collectables	0.00	0.00	0.00	0.00	0.00
CGT Discount applied	0.00				
CGT Discount applied - Collectables	0.00				

RICHINA SUPERANNUATION FUND

Capital Gains Reconciliation Report

For The Period 01 July 2020 - 30 June 2021

	Total	Discounted	Indexed	Other	Notional
Net Capital Gain					
Net capital gain	0.00				
Net capital gain - Collectables	0.00				
Total Net Capital Gain (11A)	0.00				
Net Capital Losses Carried Forward to later income					
Net Capital Losses Carried Forward to later income years	59,621.43				
Net Capital Losses Carried Forward to later income years - Collectables	0.00				
Total Net Capital Losses Carried Forward to later income years (14V)	59,621.43				

Note

Refer to Realised Gains Report for details of Disposals at a Security level

Refer to Distribution Reconciliation Report for Trust Distribution details at a Security level

RICHINA SUPERANNUATION FUND

Realised Capital Gains Report

For The Period 01 July 2020 - 30 June 2021

Investment		Accounting Treatment				Tax Treatment						
Purchase Contract Date	Disposal Contract Date	Units	Cost	Proceeds	Accounting Profit/(Loss)	Adjusted Cost Base	Reduced Cost Base	Indexed Cost Base	Indexed Gains	Discounted Gains (Gross)	Other Gains	Capital Loss
Cryptocurrency												
BTC.COIN2 - Bitcoin												
26/12/2020	11/01/2021	1.00	32,958.98	45,312.56	12,353.58	32,958.98	32,958.98	0.00	0.00	0.00	12,353.58	0.00
23/12/2020	11/01/2021	1.00	31,137.55	45,312.56	14,175.01	31,137.55	31,137.55	0.00	0.00	0.00	14,175.01	0.00
		2.00	64,096.53	90,625.12	26,528.59	64,096.53	64,096.53	0.00	0.00	0.00	26,528.59	0.00
12/01/2021	12/01/2021	1.00	47,145.88	40,085.29	(7,060.59)	47,145.88	47,145.88	0.00	0.00	0.00	0.00	(7,060.59)
		1.00	47,145.88	40,085.29	(7,060.59)	47,145.88	47,145.88	0.00	0.00	0.00	0.00	(7,060.59)
12/01/2021	21/01/2021	1.00	47,145.88	41,385.45	(5,760.43)	47,145.88	47,145.88	0.00	0.00	0.00	0.00	(5,760.43)
		1.00	47,145.88	41,385.45	(5,760.43)	47,145.88	47,145.88	0.00	0.00	0.00	0.00	(5,760.43)
21/08/2020	21/01/2021	2.00	32,990.93	83,542.11	50,551.18	32,990.93	32,990.93	0.00	0.00	0.00	50,551.18	0.00
		2.00	32,990.93	83,542.11	50,551.18	32,990.93	32,990.93	0.00	0.00	0.00	50,551.18	0.00
23/01/2021	29/01/2021	1.00	43,826.67	47,945.12	4,118.45	43,826.67	43,826.67	0.00	0.00	0.00	4,118.45	0.00
		1.00	43,826.67	47,945.12	4,118.45	43,826.67	43,826.67	0.00	0.00	0.00	4,118.45	0.00
23/01/2021	29/01/2021	1.00	43,826.67	48,071.24	4,244.57	43,826.67	43,826.67	0.00	0.00	0.00	4,244.57	0.00
		1.00	43,826.67	48,071.24	4,244.57	43,826.67	43,826.67	0.00	0.00	0.00	4,244.57	0.00
09/02/2021	09/02/2021	0.50	30,033.09	27,911.63	(2,121.47)	30,033.09	30,033.09	0.00	0.00	0.00	0.00	(2,121.47)
04/02/2021	09/02/2021	0.50	24,467.84	27,911.63	3,443.79	24,467.84	24,467.84	0.00	0.00	0.00	3,443.79	0.00
		1.00	54,500.93	55,823.26	1,322.32	54,500.93	54,500.93	0.00	0.00	0.00	3,443.79	(2,121.47)
18/02/2021	18/02/2021	0.50	33,612.22	33,059.34	(552.88)	33,612.22	33,612.22	0.00	0.00	0.00	0.00	(552.88)
		0.50	33,612.22	33,059.34	(552.88)	33,612.22	33,612.22	0.00	0.00	0.00	0.00	(552.88)
18/02/2021	18/02/2021	0.50	33,582.12	32,757.62	(824.50)	33,582.12	33,582.12	0.00	0.00	0.00	0.00	(824.50)

RICHINA SUPERANNUATION FUND

Realised Capital Gains Report

For The Period 01 July 2020 - 30 June 2021

Investment		Accounting Treatment				Tax Treatment						
Purchase Contract Date	Disposal Contract Date	Units	Cost	Proceeds	Accounting Profit/(Loss)	Adjusted Cost Base	Reduced Cost Base	Indexed Cost Base	Indexed Gains	Discounted Gains (Gross)	Other Gains	Capital Loss
Cryptocurrency												
10/02/2021	18/02/2021	0.50	29,391.62	32,757.62	3,366.00	29,391.62	29,391.62	0.00	0.00	0.00	3,366.00	0.00
03/02/2021	18/02/2021	0.50	24,075.80	32,757.62	8,681.82	24,075.80	24,075.80	0.00	0.00	0.00	8,681.82	0.00
		1.50	87,049.54	98,272.86	11,223.32	87,049.54	87,049.54	0.00	0.00	0.00	12,047.82	(824.50)
20/02/2021	22/02/2021	0.50	35,820.02	33,529.11	(2,290.91)	35,820.02	35,820.02	0.00	0.00	0.00	0.00	(2,290.91)
		0.50	35,820.02	33,529.11	(2,290.91)	35,820.02	35,820.02	0.00	0.00	0.00	0.00	(2,290.91)
22/02/2021	23/02/2021	0.50	34,989.11	29,664.57	(5,324.54)	34,989.11	34,989.11	0.00	0.00	0.00	0.00	(5,324.54)
23/02/2021	23/02/2021	0.50	34,728.88	29,664.57	(5,064.31)	34,728.88	34,728.88	0.00	0.00	0.00	0.00	(5,064.31)
19/02/2021	23/02/2021	0.50	33,034.10	29,664.57	(3,369.53)	33,034.10	33,034.10	0.00	0.00	0.00	0.00	(3,369.53)
		1.50	102,752.09	88,993.71	(13,758.38)	102,752.09	102,752.09	0.00	0.00	0.00	0.00	(13,758.38)
24/02/2021	24/02/2021	0.50	32,541.89	29,728.92	(2,812.97)	32,541.89	32,541.89	0.00	0.00	0.00	0.00	(2,812.97)
		0.50	32,541.89	29,728.92	(2,812.97)	32,541.89	32,541.89	0.00	0.00	0.00	0.00	(2,812.97)
14/03/2021	19/05/2021	0.50	39,398.67	25,516.59	(13,882.08)	39,398.67	39,398.67	0.00	0.00	0.00	0.00	(13,882.08)
18/04/2021	19/05/2021	0.30	23,284.45	15,309.96	(7,974.50)	23,284.45	23,284.45	0.00	0.00	0.00	0.00	(7,974.50)
		0.80	62,683.12	40,826.55	(21,856.58)	62,683.12	62,683.12	0.00	0.00	0.00	0.00	(21,856.58)
18/04/2021	23/05/2021	0.20	15,522.97	8,542.52	(6,980.45)	15,522.97	15,522.97	0.00	0.00	0.00	0.00	(6,980.45)
23/02/2021	23/05/2021	0.50	31,463.87	21,356.31	(10,107.57)	31,463.87	31,463.87	0.00	0.00	0.00	0.00	(10,107.57)
20/05/2021	23/05/2021	0.30	14,559.65	12,813.78	(1,745.87)	14,559.65	14,559.65	0.00	0.00	0.00	0.00	(1,745.87)
		1.00	61,546.49	42,712.61	(18,833.89)	61,546.49	61,546.49	0.00	0.00	0.00	0.00	(18,833.89)
ETH.COIN1 - Ethereum												
06/02/2021	09/02/2021	10.00	22,033.14	22,192.85	159.71	22,033.14	22,033.14	0.00	0.00	0.00	159.71	0.00
		10.00	22,033.14	22,192.85	159.71	22,033.14	22,033.14	0.00	0.00	0.00	159.71	0.00

RICHINA SUPERANNUATION FUND

Realised Capital Gains Report

For The Period 01 July 2020 - 30 June 2021

Investment		Accounting Treatment				Tax Treatment						
Purchase Contract Date	Disposal Contract Date	Units	Cost	Proceeds	Accounting Profit/(Loss)	Adjusted Cost Base	Reduced Cost Base	Indexed Cost Base	Indexed Gains	Discounted Gains (Gross)	Other Gains	Capital Loss
Cryptocurrency												
15/05/2021	23/05/2021	6.00	29,948.44	14,847.98	(15,100.46)	29,948.44	29,948.44	0.00	0.00	0.00	0.00	(15,100.46)
10/05/2021	23/05/2021	4.00	19,887.06	9,898.66	(9,988.40)	19,887.06	19,887.06	0.00	0.00	0.00	0.00	(9,988.40)
		10.00	49,835.50	24,746.64	(25,088.86)	49,835.50	49,835.50	0.00	0.00	0.00	0.00	(25,088.86)
		35.30	821,407.50	821,540.18	132.65	821,407.50	821,407.50	0.00	0.00	0.00	101,094.11	(100,961.46)
Shares in Listed Companies (Australian)												
AGL.AX - AGL Energy Limited.												
14/08/2020	21/08/2020	500.00	7,704.95	7,730.05	25.10	7,704.95	7,704.95	0.00	0.00	0.00	25.10	0.00
		500.00	7,704.95	7,730.05	25.10	7,704.95	7,704.95	0.00	0.00	0.00	25.10	0.00
AMN.AX - Agrimin Limited												
18/02/2021	10/05/2021	20,000.00	13,887.82	9,624.15	(4,263.67)	13,887.82	13,887.82	0.00	0.00	0.00	0.00	(4,263.67)
		20,000.00	13,887.82	9,624.15	(4,263.67)	13,887.82	13,887.82	0.00	0.00	0.00	0.00	(4,263.67)
ANZ.AX - Australia And New Zealand Banking Group Limited												
13/03/2020	29/07/2020	100.00	1,637.95	1,852.35	214.40	1,637.95	1,637.95	0.00	0.00	0.00	214.40	0.00
02/04/2020	29/07/2020	200.00	3,215.95	3,704.70	488.75	3,215.95	3,215.95	0.00	0.00	0.00	488.75	0.00
		300.00	4,853.90	5,557.05	703.15	4,853.90	4,853.90	0.00	0.00	0.00	703.15	0.00
APT.AX - Afterpay Limited												
01/09/2020	02/10/2020	100.00	8,507.95	7,929.27	(578.68)	8,507.95	8,507.95	0.00	0.00	0.00	0.00	(578.68)
10/07/2020	02/10/2020	50.00	3,646.80	3,964.64	317.84	3,646.80	3,646.80	0.00	0.00	0.00	317.84	0.00
17/07/2020	02/10/2020	150.00	10,061.70	11,893.91	1,832.21	10,061.70	10,061.70	0.00	0.00	0.00	1,832.21	0.00
		300.00	22,216.45	23,787.82	1,571.37	22,216.45	22,216.45	0.00	0.00	0.00	2,150.05	(578.68)
29/10/2020	10/05/2021	100.00	9,830.95	9,648.38	(182.58)	9,830.95	9,830.95	0.00	0.00	0.00	0.00	(182.58)

RICHINA SUPERANNUATION FUND

Realised Capital Gains Report

For The Period 01 July 2020 - 30 June 2021

Investment		Accounting Treatment				Tax Treatment						
Purchase Contract Date	Disposal Contract Date	Units	Cost	Proceeds	Accounting Profit/(Loss)	Adjusted Cost Base	Reduced Cost Base	Indexed Cost Base	Indexed Gains	Discounted Gains (Gross)	Other Gains	Capital Loss
Shares in Listed Companies (Australian)												
05/10/2020	10/05/2021	100.00	7,983.15	9,648.38	1,665.23	7,983.15	7,983.15	0.00	0.00	0.00	1,665.23	0.00
		200.00	17,814.10	19,296.76	1,482.65	17,814.10	17,814.10	0.00	0.00	0.00	1,665.23	(182.58)
ASX.AX - ASX Limited												
02/03/2020	02/10/2020	100.00	7,455.54	7,994.05	538.51	7,455.54	7,455.54	0.00	0.00	0.00	538.51	0.00
		100.00	7,455.54	7,994.05	538.51	7,455.54	7,455.54	0.00	0.00	0.00	538.51	0.00
AVH.AX - Avita Medical Inc.												
12/03/2020	02/10/2020	250.00	2,094.95	1,720.03	(374.93)	2,094.95	2,094.95	0.00	0.00	0.00	0.00	(374.93)
18/03/2020	02/10/2020	250.00	1,744.95	1,720.03	(24.93)	1,744.95	1,744.95	0.00	0.00	0.00	0.00	(24.93)
		500.00	3,839.90	3,440.06	(399.86)	3,839.90	3,839.90	0.00	0.00	0.00	0.00	(399.86)
BRN.AX - Brainchip Holdings Ltd												
13/10/2020	29/12/2020	10,000.00	3,819.95	4,280.05	460.10	3,819.95	3,819.95	0.00	0.00	0.00	460.10	0.00
		10,000.00	3,819.95	4,280.05	460.10	3,819.95	3,819.95	0.00	0.00	0.00	460.10	0.00
BSL.AX - Bluescope Steel Limited												
09/07/2020	10/07/2020	9,000.00	97,126.72	97,362.78	236.06	97,126.72	97,126.72	0.00	0.00	0.00	236.06	0.00
		9,000.00	97,126.72	97,362.78	236.06	97,126.72	97,126.72	0.00	0.00	0.00	236.06	0.00
CBA.AXW - Commonwealth Bank Of Australia.												
15/04/2020	24/08/2020	50.00	3,115.95	3,452.53	336.58	3,115.95	3,115.95	0.00	0.00	0.00	336.58	0.00
13/03/2020	24/08/2020	50.00	2,940.95	3,452.53	511.58	2,940.95	2,940.95	0.00	0.00	0.00	511.58	0.00
		100.00	6,056.90	6,905.06	848.16	6,056.90	6,056.90	0.00	0.00	0.00	848.16	0.00
CGF.AX - Challenger Limited												

RICHINA SUPERANNUATION FUND

Realised Capital Gains Report

For The Period 01 July 2020 - 30 June 2021

Investment		Accounting Treatment				Tax Treatment						
Purchase Contract Date	Disposal Contract Date	Units	Cost	Proceeds	Accounting Profit/(Loss)	Adjusted Cost Base	Reduced Cost Base	Indexed Cost Base	Indexed Gains	Discounted Gains (Gross)	Other Gains	Capital Loss
Shares in Listed Companies (Australian)												
13/03/2020	04/08/2020	500.00	2,768.31	2,216.68	(551.63)	2,768.31	2,768.31	0.00	0.00	0.00	0.00	(551.63)
19/03/2020	04/08/2020	1,000.00	3,791.76	4,433.37	641.61	3,791.76	3,791.76	0.00	0.00	0.00	641.61	0.00
		1,500.00	6,560.07	6,650.05	89.98	6,560.07	6,560.07	0.00	0.00	0.00	641.61	(551.63)
19/08/2020	26/08/2020	1,000.00	3,679.95	3,820.05	140.10	3,679.95	3,679.95	0.00	0.00	0.00	140.10	0.00
		1,000.00	3,679.95	3,820.05	140.10	3,679.95	3,679.95	0.00	0.00	0.00	140.10	0.00
DOU.AX - Dough Limited												
19/10/2020	19/10/2020	100,000.00	30,033.00	27,969.20	(2,063.80)	30,033.00	30,033.00	0.00	0.00	0.00	0.00	(2,063.80)
		100,000.00	30,033.00	27,969.20	(2,063.80)	30,033.00	30,033.00	0.00	0.00	0.00	0.00	(2,063.80)
19/10/2020	19/10/2020	50,000.00	15,016.50	15,233.22	216.72	15,016.50	15,016.50	0.00	0.00	0.00	216.72	0.00
19/10/2020	19/10/2020	100,000.00	29,532.45	30,466.45	933.99	29,532.45	29,532.45	0.00	0.00	0.00	933.99	0.00
		150,000.00	44,548.95	45,699.67	1,150.71	44,548.95	44,548.95	0.00	0.00	0.00	1,150.71	0.00
19/10/2020	19/10/2020	50,000.00	14,766.23	15,233.22	467.00	14,766.23	14,766.23	0.00	0.00	0.00	467.00	0.00
19/10/2020	19/10/2020	100,000.00	29,532.45	30,466.45	933.99	29,532.45	29,532.45	0.00	0.00	0.00	933.99	0.00
		150,000.00	44,298.68	45,699.67	1,400.99	44,298.68	44,298.68	0.00	0.00	0.00	1,400.99	0.00
19/10/2020	19/10/2020	50,000.00	14,766.23	15,233.22	467.00	14,766.23	14,766.23	0.00	0.00	0.00	467.00	0.00
19/10/2020	19/10/2020	100,000.00	28,531.35	30,466.45	1,935.09	28,531.35	28,531.35	0.00	0.00	0.00	1,935.09	0.00
		150,000.00	43,297.58	45,699.67	2,402.09	43,297.58	43,297.58	0.00	0.00	0.00	2,402.09	0.00
19/10/2020	17/11/2020	50,000.00	14,265.68	16,480.05	2,214.37	14,265.68	14,265.68	0.00	0.00	0.00	2,214.37	0.00
		50,000.00	14,265.68	16,480.05	2,214.37	14,265.68	14,265.68	0.00	0.00	0.00	2,214.37	0.00
15/10/2020	17/11/2020	100,000.00	20,522.55	38,507.90	17,985.35	20,522.55	20,522.55	0.00	0.00	0.00	17,985.35	0.00

RICHINA SUPERANNUATION FUND

Realised Capital Gains Report

For The Period 01 July 2020 - 30 June 2021

Investment		Accounting Treatment				Tax Treatment						
Purchase Contract Date	Disposal Contract Date	Units	Cost	Proceeds	Accounting Profit/(Loss)	Adjusted Cost Base	Reduced Cost Base	Indexed Cost Base	Indexed Gains	Discounted Gains (Gross)	Other Gains	Capital Loss
Shares in Listed Companies (Australian)												
		100,000.00	20,522.55	38,507.90	17,985.35	20,522.55	20,522.55	0.00	0.00	0.00	17,985.35	0.00
DXN.AX - The Data Exchange Network Limited												
13/07/2020	10/05/2021	200,000.00	7,619.95	2,688.65	(4,931.30)	7,619.95	7,619.95	0.00	0.00	0.00	0.00	(4,931.30)
16/07/2020	10/05/2021	200,000.00	5,419.95	2,688.65	(2,731.30)	5,419.95	5,419.95	0.00	0.00	0.00	0.00	(2,731.30)
		400,000.00	13,039.90	5,377.30	(7,662.60)	13,039.90	13,039.90	0.00	0.00	0.00	0.00	(7,662.60)
EMV.AX - Emvision Medical Devices Ltd												
02/09/2020	29/10/2020	5,000.00	11,119.95	14,170.34	3,050.39	11,119.95	11,119.95	0.00	0.00	0.00	3,050.39	0.00
		5,000.00	11,119.95	14,170.34	3,050.39	11,119.95	11,119.95	0.00	0.00	0.00	3,050.39	0.00
20/11/2020	10/05/2021	5,000.00	19,721.67	15,449.70	(4,271.97)	19,721.67	19,721.67	0.00	0.00	0.00	0.00	(4,271.97)
		5,000.00	19,721.67	15,449.70	(4,271.97)	19,721.67	19,721.67	0.00	0.00	0.00	0.00	(4,271.97)
FMG.AX - Fortescue Metals Group Ltd												
08/07/2020	09/07/2020	6,000.00	88,777.55	89,313.14	535.59	88,777.55	88,777.55	0.00	0.00	0.00	535.59	0.00
		6,000.00	88,777.55	89,313.14	535.59	88,777.55	88,777.55	0.00	0.00	0.00	535.59	0.00
31/08/2020	21/10/2020	250.00	4,369.95	4,225.03	(144.93)	4,369.95	4,369.95	0.00	0.00	0.00	0.00	(144.93)
05/10/2020	21/10/2020	250.00	4,134.95	4,225.03	90.08	4,134.95	4,134.95	0.00	0.00	0.00	90.08	0.00
		500.00	8,504.90	8,450.06	(54.85)	8,504.90	8,504.90	0.00	0.00	0.00	90.08	(144.93)
LMC.AX - Lemarne Corporation Limited												
30/06/2014	30/06/2021	6,000.00	3,546.00	0.00	(3,546.00)	3,546.00	3,546.00	0.00	0.00	0.00	0.00	(3,546.00)
		6,000.00	3,546.00	0.00	(3,546.00)	3,546.00	3,546.00	0.00	0.00	0.00	0.00	(3,546.00)
LNK.AX - Link Administration Holdings Limited												

RICHINA SUPERANNUATION FUND

Realised Capital Gains Report

For The Period 01 July 2020 - 30 June 2021

Investment		Accounting Treatment				Tax Treatment						
Purchase Contract Date	Disposal Contract Date	Units	Cost	Proceeds	Accounting Profit/(Loss)	Adjusted Cost Base	Reduced Cost Base	Indexed Cost Base	Indexed Gains	Discounted Gains (Gross)	Other Gains	Capital Loss
Shares in Listed Companies (Australian)												
12/03/2020	04/08/2020	1,000.00	3,889.95	3,970.05	80.10	3,889.95	3,889.95	0.00	0.00	0.00	80.10	0.00
		1,000.00	3,889.95	3,970.05	80.10	3,889.95	3,889.95	0.00	0.00	0.00	80.10	0.00
17/03/2020	06/08/2020	500.00	1,644.95	2,070.03	425.08	1,644.95	1,644.95	0.00	0.00	0.00	425.08	0.00
18/03/2020	06/08/2020	500.00	1,569.95	2,070.03	500.08	1,569.95	1,569.95	0.00	0.00	0.00	500.08	0.00
		1,000.00	3,214.90	4,140.06	925.16	3,214.90	3,214.90	0.00	0.00	0.00	925.16	0.00
MP1.AX - Megaport Limited												
28/08/2020	02/10/2020	500.00	8,459.95	7,935.75	(524.20)	8,459.95	8,459.95	0.00	0.00	0.00	0.00	(524.20)
09/09/2020	02/10/2020	200.00	2,991.95	3,174.30	182.35	2,991.95	2,991.95	0.00	0.00	0.00	182.35	0.00
		700.00	11,451.90	11,110.05	(341.85)	11,451.90	11,451.90	0.00	0.00	0.00	182.35	(524.20)
05/10/2020	28/04/2021	500.00	7,759.12	6,860.60	(898.53)	7,759.12	7,759.12	0.00	0.00	0.00	0.00	(898.53)
21/10/2020	28/04/2021	500.00	7,479.95	6,860.60	(619.36)	7,479.95	7,479.95	0.00	0.00	0.00	0.00	(619.36)
		1,000.00	15,239.07	13,721.20	(1,517.89)	15,239.07	15,239.07	0.00	0.00	0.00	0.00	(1,517.89)
MQGPB.AX - Macquarie Group Limited												
10/09/2020	17/03/2021	200.00	20,402.42	20,000.00	(402.42)	20,402.42	20,402.42	0.00	0.00	0.00	0.00	(402.42)
		200.00	20,402.42	20,000.00	(402.42)	20,402.42	20,402.42	0.00	0.00	0.00	0.00	(402.42)
MQGPC.AX - Macquarie Group Limited (Capital Notes 3)												
06/08/2018	04/06/2021	200.00	20,666.40	20,896.99	230.59	20,666.40	20,666.40	0.00	0.00	230.59	0.00	0.00
		200.00	20,666.40	20,896.99	230.59	20,666.40	20,666.40	0.00	0.00	230.59	0.00	0.00
MQGPE.AX - Macquarie Group Limited												
17/03/2021	12/05/2021	200.00	20,000.00	19,952.33	(47.67)	20,000.00	20,000.00	0.00	0.00	0.00	0.00	(47.67)

RICHINA SUPERANNUATION FUND

Realised Capital Gains Report

For The Period 01 July 2020 - 30 June 2021

Investment		Accounting Treatment				Tax Treatment						
Purchase Contract Date	Disposal Contract Date	Units	Cost	Proceeds	Accounting Profit/(Loss)	Adjusted Cost Base	Reduced Cost Base	Indexed Cost Base	Indexed Gains	Discounted Gains (Gross)	Other Gains	Capital Loss
Shares in Listed Companies (Australian)												
		200.00	20,000.00	19,952.33	(47.67)	20,000.00	20,000.00	0.00	0.00	0.00	0.00	(47.67)
NCM.AX - Newcrest Mining Limited												
30/07/2020	26/08/2020	250.00	8,937.45	7,932.53	(1,004.93)	8,937.45	8,937.45	0.00	0.00	0.00	0.00	(1,004.93)
12/08/2020	26/08/2020	100.00	3,405.95	3,173.01	(232.94)	3,405.95	3,405.95	0.00	0.00	0.00	0.00	(232.94)
14/08/2020	26/08/2020	150.00	5,103.45	4,759.52	(343.94)	5,103.45	5,103.45	0.00	0.00	0.00	0.00	(343.94)
		500.00	17,446.85	15,865.06	(1,581.81)	17,446.85	17,446.85	0.00	0.00	0.00	0.00	(1,581.81)
NXL.AX - Nuix Limited												
09/03/2021	28/04/2021	1,000.00	5,444.95	4,298.75	(1,146.20)	5,444.95	5,444.95	0.00	0.00	0.00	0.00	(1,146.20)
		1,000.00	5,444.95	4,298.75	(1,146.20)	5,444.95	5,444.95	0.00	0.00	0.00	0.00	(1,146.20)
OPT.AX - Opthea Limited												
24/06/2020	10/09/2020	2,000.00	5,479.95	5,480.05	0.10	5,479.95	5,479.95	0.00	0.00	0.00	0.10	0.00
		2,000.00	5,479.95	5,480.05	0.10	5,479.95	5,479.95	0.00	0.00	0.00	0.10	0.00
ORG.AXW - Origin Energy Limited												
13/03/2020	21/08/2020	1,000.00	4,989.95	5,490.05	500.10	4,989.95	4,989.95	0.00	0.00	0.00	500.10	0.00
		1,000.00	4,989.95	5,490.05	500.10	4,989.95	4,989.95	0.00	0.00	0.00	500.10	0.00
12/10/2020	28/04/2021	500.00	2,204.95	2,055.53	(149.43)	2,204.95	2,204.95	0.00	0.00	0.00	0.00	(149.43)
29/10/2020	28/04/2021	500.00	2,039.95	2,055.53	15.58	2,039.95	2,039.95	0.00	0.00	0.00	15.58	0.00
		1,000.00	4,244.90	4,111.06	(133.85)	4,244.90	4,244.90	0.00	0.00	0.00	15.58	(149.43)
OVN.AX - Oventus Medical Limited												
10/06/2020	10/05/2021	15,000.00	5,194.95	1,933.45	(3,261.51)	5,194.95	5,194.95	0.00	0.00	0.00	0.00	(3,261.51)

RICHINA SUPERANNUATION FUND

Realised Capital Gains Report

For The Period 01 July 2020 - 30 June 2021

Investment		Accounting Treatment				Tax Treatment						
Purchase Contract Date	Disposal Contract Date	Units	Cost	Proceeds	Accounting Profit/(Loss)	Adjusted Cost Base	Reduced Cost Base	Indexed Cost Base	Indexed Gains	Discounted Gains (Gross)	Other Gains	Capital Loss
Shares in Listed Companies (Australian)												
05/05/2020	10/05/2021	15,000.00	4,294.95	1,933.45	(2,361.51)	4,294.95	4,294.95	0.00	0.00	0.00	0.00	(2,361.51)
		30,000.00	9,489.90	3,866.90	(5,623.02)	9,489.90	9,489.90	0.00	0.00	0.00	0.00	(5,623.02)
PNV.AX - Polynovo Limited												
17/03/2020	14/08/2020	3,000.00	4,399.95	6,580.05	2,180.10	4,399.95	4,399.95	0.00	0.00	0.00	2,180.10	0.00
		3,000.00	4,399.95	6,580.05	2,180.10	4,399.95	4,399.95	0.00	0.00	0.00	2,180.10	0.00
RIO.AX - RIO Tinto Limited												
30/06/2017	02/12/2020	200.00	12,654.00	20,892.14	8,238.14	12,654.00	12,654.00	0.00	0.00	8,238.14	0.00	0.00
		200.00	12,654.00	20,892.14	8,238.14	12,654.00	12,654.00	0.00	0.00	8,238.14	0.00	0.00
SEK.AX - Seek Limited												
06/03/2020	10/09/2020	100.00	2,076.95	1,918.01	(158.94)	2,076.95	2,076.95	0.00	0.00	0.00	0.00	(158.94)
12/08/2020	10/09/2020	100.00	1,978.95	1,918.01	(60.94)	1,978.95	1,978.95	0.00	0.00	0.00	0.00	(60.94)
16/03/2020	10/09/2020	100.00	1,680.95	1,918.01	237.06	1,680.95	1,680.95	0.00	0.00	0.00	237.06	0.00
17/03/2020	10/09/2020	200.00	3,095.95	3,836.02	740.07	3,095.95	3,095.95	0.00	0.00	0.00	740.07	0.00
		500.00	8,832.80	9,590.05	757.25	8,832.80	8,832.80	0.00	0.00	0.00	977.13	(219.88)
SM1.AX - Synlait Milk Limited												
17/03/2020	25/08/2020	500.00	2,259.95	2,970.03	710.08	2,259.95	2,259.95	0.00	0.00	0.00	710.08	0.00
12/03/2020	25/08/2020	500.00	2,399.95	2,970.03	570.08	2,399.95	2,399.95	0.00	0.00	0.00	570.08	0.00
		1,000.00	4,659.90	5,940.06	1,280.16	4,659.90	4,659.90	0.00	0.00	0.00	1,280.16	0.00
STO.AXW - Santos Limited												
03/04/2020	24/08/2020	1,000.00	4,324.75	5,725.05	1,400.30	4,324.75	4,324.75	0.00	0.00	0.00	1,400.30	0.00

RICHINA SUPERANNUATION FUND

Realised Capital Gains Report

For The Period 01 July 2020 - 30 June 2021

Investment		Accounting Treatment				Tax Treatment						
Purchase Contract Date	Disposal Contract Date	Units	Cost	Proceeds	Accounting Profit/(Loss)	Adjusted Cost Base	Reduced Cost Base	Indexed Cost Base	Indexed Gains	Discounted Gains (Gross)	Other Gains	Capital Loss
Shares in Listed Companies (Australian)												
		1,000.00	4,324.75	5,725.05	1,400.30	4,324.75	4,324.75	0.00	0.00	0.00	1,400.30	0.00
13/03/2020	10/09/2020	1,000.00	3,809.95	5,135.03	1,325.08	3,809.95	3,809.95	0.00	0.00	0.00	1,325.08	0.00
19/03/2020	10/09/2020	1,000.00	2,979.95	5,135.03	2,155.08	2,979.95	2,979.95	0.00	0.00	0.00	2,155.08	0.00
		2,000.00	6,789.90	10,270.06	3,480.16	6,789.90	6,789.90	0.00	0.00	0.00	3,480.16	0.00
SUL.AX - Super Retail Group Limited												
18/06/2020	02/07/2020	3,808.00	32,174.87	32,104.17	(70.70)	32,174.87	32,174.87	0.00	0.00	0.00	0.00	(70.70)
		3,808.00	32,174.87	32,104.17	(70.70)	32,174.87	32,174.87	0.00	0.00	0.00	0.00	(70.70)
18/06/2020	06/07/2020	7,192.00	60,767.25	60,726.00	(41.25)	60,767.25	60,767.25	0.00	0.00	0.00	0.00	(41.25)
		7,192.00	60,767.25	60,726.00	(41.25)	60,767.25	60,767.25	0.00	0.00	0.00	0.00	(41.25)
SZL.AX - Sezzle Inc.												
28/08/2020	08/09/2020	1,000.00	11,259.95	7,380.05	(3,879.90)	11,259.95	11,259.95	0.00	0.00	0.00	0.00	(3,879.90)
		1,000.00	11,259.95	7,380.05	(3,879.90)	11,259.95	11,259.95	0.00	0.00	0.00	0.00	(3,879.90)
01/09/2020	05/02/2021	500.00	4,509.95	4,404.01	(105.94)	4,509.95	4,509.95	0.00	0.00	0.00	0.00	(105.94)
10/08/2020	05/02/2021	1,000.00	7,489.95	8,808.02	1,318.07	7,489.95	7,489.95	0.00	0.00	0.00	1,318.07	0.00
11/08/2020	05/02/2021	500.00	3,649.95	4,404.01	754.06	3,649.95	3,649.95	0.00	0.00	0.00	754.06	0.00
12/08/2020	05/02/2021	500.00	3,539.95	4,404.01	864.06	3,539.95	3,539.95	0.00	0.00	0.00	864.06	0.00
		2,500.00	19,189.80	22,020.05	2,830.25	19,189.80	19,189.80	0.00	0.00	0.00	2,936.19	(105.94)
TLS.AX - Telstra Corporation Limited.												
23/03/2020	30/07/2020	1,000.00	2,929.95	3,365.05	435.10	2,929.95	2,929.95	0.00	0.00	0.00	435.10	0.00
		1,000.00	2,929.95	3,365.05	435.10	2,929.95	2,929.95	0.00	0.00	0.00	435.10	0.00

RICHINA SUPERANNUATION FUND

Realised Capital Gains Report

For The Period 01 July 2020 - 30 June 2021

Investment		Accounting Treatment				Tax Treatment						
Purchase Contract Date	Disposal Contract Date	Units	Cost	Proceeds	Accounting Profit/(Loss)	Adjusted Cost Base	Reduced Cost Base	Indexed Cost Base	Indexed Gains	Discounted Gains (Gross)	Other Gains	Capital Loss
Shares in Listed Companies (Australian)												
TYR.AX - Tyro Payments Limited												
10/03/2020	21/08/2020	2,000.00	5,519.95	6,300.05	780.10	5,519.95	5,519.95	0.00	0.00	0.00	780.10	0.00
		2,000.00	5,519.95	6,300.05	780.10	5,519.95	5,519.95	0.00	0.00	0.00	780.10	0.00
VOC.AX - Vocus Group Limited												
13/03/2020	29/07/2020	1,000.00	2,699.95	2,916.70	216.75	2,699.95	2,699.95	0.00	0.00	0.00	216.75	0.00
17/03/2020	29/07/2020	500.00	1,194.95	1,458.35	263.40	1,194.95	1,194.95	0.00	0.00	0.00	263.40	0.00
		1,500.00	3,894.90	4,375.05	480.15	3,894.90	3,894.90	0.00	0.00	0.00	480.15	0.00
WBC.AX - Westpac Banking Corporation												
13/03/2020	29/07/2020	200.00	3,135.95	3,516.05	380.10	3,135.95	3,135.95	0.00	0.00	0.00	380.10	0.00
		200.00	3,135.95	3,516.05	380.10	3,135.95	3,135.95	0.00	0.00	0.00	380.10	0.00
13/05/2021	02/06/2021	100.00	2,528.95	2,619.68	90.73	2,528.95	2,528.95	0.00	0.00	0.00	90.73	0.00
09/03/2021	02/06/2021	200.00	5,007.95	5,239.37	231.42	5,007.95	5,007.95	0.00	0.00	0.00	231.42	0.00
		300.00	7,536.90	7,859.05	322.15	7,536.90	7,536.90	0.00	0.00	0.00	322.15	0.00
WEB.AX - Webjet Limited												
18/06/2020	11/08/2020	500.00	1,939.95	1,706.68	(233.28)	1,939.95	1,939.95	0.00	0.00	0.00	0.00	(233.28)
30/06/2020	11/08/2020	500.00	1,659.95	1,706.68	46.73	1,659.95	1,659.95	0.00	0.00	0.00	46.73	0.00
15/07/2020	11/08/2020	1,000.00	2,889.95	3,413.35	523.40	2,889.95	2,889.95	0.00	0.00	0.00	523.40	0.00
17/04/2020	11/08/2020	1,000.00	2,639.95	3,413.35	773.40	2,639.95	2,639.95	0.00	0.00	0.00	773.40	0.00
		3,000.00	9,129.80	10,240.06	1,110.25	9,129.80	9,129.80	0.00	0.00	0.00	1,343.53	(233.28)
WPL.AX - Woodside Petroleum Ltd												
02/09/2020	02/10/2020	100.00	1,917.95	1,681.01	(236.95)	1,917.95	1,917.95	0.00	0.00	0.00	0.00	(236.95)

RICHINA SUPERANNUATION FUND

Realised Capital Gains Report

For The Period 01 July 2020 - 30 June 2021

Investment		Accounting Treatment				Tax Treatment						
Purchase Contract Date	Disposal Contract Date	Units	Cost	Proceeds	Accounting Profit/(Loss)	Adjusted Cost Base	Reduced Cost Base	Indexed Cost Base	Indexed Gains	Discounted Gains (Gross)	Other Gains	Capital Loss
Shares in Listed Companies (Australian)												
30/03/2020	02/10/2020	500.00	8,649.53	8,405.03	(244.50)	8,649.53	8,649.53	0.00	0.00	0.00	0.00	(244.50)
19/03/2020	02/10/2020	200.00	3,257.95	3,362.01	104.06	3,257.95	3,257.95	0.00	0.00	0.00	104.06	0.00
19/03/2020	02/10/2020	200.00	3,215.95	3,362.01	146.06	3,215.95	3,215.95	0.00	0.00	0.00	146.06	0.00
		1,000.00	17,041.38	16,810.06	(231.33)	17,041.38	17,041.38	0.00	0.00	0.00	250.12	(481.45)
WZR.AX - Wisr Limited												
13/01/2020	08/02/2021	100,000.00	24,026.40	23,474.15	(552.25)	24,026.40	24,026.40	0.00	0.00	0.00	0.00	(552.25)
		100,000.00	24,026.40	23,474.15	(552.25)	24,026.40	24,026.40	0.00	0.00	0.00	0.00	(552.25)
13/01/2020	16/02/2021	20,000.00	4,805.28	4,395.16	(410.12)	4,805.28	4,805.28	0.00	0.00	0.00	0.00	(410.12)
07/01/2020	16/02/2021	50,000.00	10,019.95	10,987.90	967.95	10,019.95	10,019.95	0.00	0.00	967.95	0.00	0.00
10/06/2020	16/02/2021	19,834.00	4,085.92	4,358.68	272.76	4,085.92	4,085.92	0.00	0.00	0.00	272.76	0.00
10/02/2020	16/02/2021	10,166.00	1,880.71	2,234.06	353.35	1,880.71	1,880.71	0.00	0.00	353.35	0.00	0.00
		100,000.00	20,791.86	21,975.80	1,183.94	20,791.86	20,791.86	0.00	0.00	1,321.30	272.76	(410.12)
XTE.AX - Xtek Limited.												
12/06/2020	01/09/2020	10,000.00	5,969.95	6,846.05	876.10	5,969.95	5,969.95	0.00	0.00	0.00	876.10	0.00
		10,000.00	5,969.95	6,846.05	876.10	5,969.95	5,969.95	0.00	0.00	0.00	876.10	0.00
ZEL.AX - Z Energy Limited.												
22/06/2020	21/08/2020	1,000.00	2,719.95	2,440.03	(279.93)	2,719.95	2,719.95	0.00	0.00	0.00	0.00	(279.93)
23/06/2020	21/08/2020	1,000.00	2,639.95	2,440.03	(199.93)	2,639.95	2,639.95	0.00	0.00	0.00	0.00	(199.93)
		2,000.00	5,359.90	4,880.06	(479.86)	5,359.90	5,359.90	0.00	0.00	0.00	0.00	(479.86)
		1,449,000.00	949,043.91	973,036.29	23,992.22	949,043.91	949,043.91	0.00	0.00	9,790.03	55,335.18	(41,132.99)
Shares in Listed Companies (Overseas)												

RICHINA SUPERANNUATION FUND

Realised Capital Gains Report

For The Period 01 July 2020 - 30 June 2021

Investment		Accounting Treatment				Tax Treatment						
Purchase Contract Date	Disposal Contract Date	Units	Cost	Proceeds	Accounting Profit/(Loss)	Adjusted Cost Base	Reduced Cost Base	Indexed Cost Base	Indexed Gains	Discounted Gains (Gross)	Other Gains	Capital Loss
Shares in Listed Companies (Overseas)												
ADBE.NDQ5 - Adobe Inc												
10/09/2020	04/06/2021	14.00	9,229.94	8,925.15	(304.79)	9,229.94	9,229.94	0.00	0.00	0.00	0.00	(304.79)
		14.00	9,229.94	8,925.15	(304.79)	9,229.94	9,229.94	0.00	0.00	0.00	0.00	(304.79)
BYND.NDQ3 - Beyond Meat Inc												
12/06/2020	19/10/2020	44.00	9,524.36	11,503.93	1,979.57	9,524.36	9,524.36	0.00	0.00	0.00	1,979.57	0.00
		44.00	9,524.36	11,503.93	1,979.57	9,524.36	9,524.36	0.00	0.00	0.00	1,979.57	0.00
FSLY.NYE1 - Fastly Inc - Ordinary Shares - Class A												
19/10/2020	11/12/2020	73.00	9,702.54	9,173.57	(528.97)	9,702.54	9,702.54	0.00	0.00	0.00	0.00	(528.97)
		73.00	9,702.54	9,173.57	(528.97)	9,702.54	9,702.54	0.00	0.00	0.00	0.00	(528.97)
TSLA.NDQ5 - Tesla Inc												
23/04/2020	10/02/2021	20.00	4,426.36	22,018.67	17,592.31	4,426.36	4,426.36	0.00	0.00	0.00	17,592.31	0.00
		20.00	4,426.36	22,018.67	17,592.31	4,426.36	4,426.36	0.00	0.00	0.00	17,592.31	0.00
		151.00	32,883.20	51,621.32	18,738.12	32,883.20	32,883.20	0.00	0.00	0.00	19,571.88	(833.76)
		1,449,186.30	1,803,334.61	1,846,197.79	42,862.99	1,803,334.61	1,803,334.61	0.00	0.00	9,790.03	176,001.17	(142,928.21)

24800 - Changes in Market Values of Other Assets

2021 Financial Year

Preparer Aira Cutiongco

Reviewer Steven Lee

Status Completed

Account Code	Description	CY Balance	LY Balance	Change
24800	Changes in Market Values of Other Assets	\$1.22		100%
TOTAL		CY Balance	LY Balance	
		\$1.22		

Supporting Documents

- General Ledger [Report](#)

Standard Checklist

- Attach all supporting Documentation
- Has the Fund received any non-arm's length income? If so, it may be taxed at 47%

RICHINA SUPERANNUATION FUND

General Ledger

As at 30 June 2021

Transaction Date	Description	Units	Debit	Credit	Balance \$
Changes in Market Values of Other Assets (24800)					
<u>Changes in Market Values of Other Assets (24800)</u>					
30/06/2021	Write off Sundry Debtor		1.92		1.92 DR
30/06/2021	Adjustment			0.68	1.24 DR
30/06/2021	Balance adjustment			0.02	1.22 DR
			1.92	0.70	1.22 DR

Total Debits: 1.92

Total Credits: 0.70

25000 - Interest Received

2021 Financial Year

Preparer Aira Cutiongco

Reviewer Steven Lee

Status Completed

Account Code	Description	CY Balance	LY Balance	Change
ANZ208454677	ANZ Bank Account ***677	(\$3.29)	(\$23.65)	(86.09)%
ANZ299519252	ANZ Bank Account ***252	(\$23.07)	(\$60.35)	(61.77)%
ING60249762	ING Optimiser Account ***762		(\$0.98)	100%
TOTAL		CY Balance	LY Balance	
		(\$26.36)	(\$84.98)	

Supporting Documents

◦ Interest Reconciliation Report [Report](#)

Standard Checklist

- Attach Interest Reconciliation Report
- Ensure all interest has been recorded from Bank Statements
- Review Statements to ensure all TFN withheld has been input

RICHINA SUPERANNUATION FUND
Interest Reconciliation Report

For The Period 01 July 2020 - 30 June 2021

Date	Payment Amount	Gross Interest	TFN Withheld	Foreign Income	Foreign Credits
Bank Accounts					
ANZ208454677 ANZ Bank Account ***677					
31/07/2020	0.49	0.49			
31/08/2020	0.25	0.25			
30/09/2020	0.07	0.07			
30/10/2020	0.23	0.23			
30/11/2020	0.20	0.20			
31/12/2020	0.34	0.34			
29/01/2021	0.10	0.10			
26/02/2021	0.62	0.62			
31/03/2021	0.46	0.46			
30/04/2021	0.32	0.32			
31/05/2021	0.09	0.09			
30/06/2021	0.12	0.12			
	3.29	3.29			
ANZ299519252 ANZ Bank Account ***252					
01/07/2020	1.43	1.43			
01/10/2020	9.00	9.00			
01/01/2021	3.52	3.52			
01/04/2021	9.12	9.12			
	23.07	23.07			

RICHINA SUPERANNUATION FUND

Interest Reconciliation Report

For The Period 01 July 2020 - 30 June 2021

Date	Payment Amount	Gross Interest	TFN Withheld	Foreign Income	Foreign Credits
	26.36	26.36			
Interest Received ATO General Interest Charge					
28/07/2020		0.54			
		0.54			
		0.54			
TOTAL	26.36	26.90			

Tax Return Reconciliation

	Totals	Tax Return Label
Gross Interest	26.90	11C

25100 - Interest Received ATO General Interest Charge

2021 Financial Year

Preparer Aira Cutiongco

Reviewer Steven Lee

Status Completed

Account Code	Description	CY Balance	LY Balance	Change
25100	Interest Received ATO General Interest Charge	(\$0.54)		100%
TOTAL		CY Balance	LY Balance	
		(\$0.54)		

Supporting Documents

- General Ledger [Report](#)

Standard Checklist

- Attach all supporting Documentation
- Has the Fund received any non-arm's length income? If so, it may be taxed at 47%

RICHINA SUPERANNUATION FUND

General Ledger

As at 30 June 2021

Transaction Date	Description	Units	Debit	Credit	Balance \$
Interest Received ATO General Interest Charge (25100)					
Interest Received ATO General Interest Charge (25100)					
28/07/2020	DEPOSIT FROM ATO ATO002000013000352			0.54	0.54 CR
				0.54	0.54 CR

Total Debits: 0.00

Total Credits: 0.54

26500 - Other Investment Income

2021 Financial Year

Preparer Aira Cutiongco

Reviewer Steven Lee

Status Completed

Account Code	Description	CY Balance	LY Balance	Change
SHKDMISINCOME25	Miscellaneous Income	(\$99.75)	(\$125.28)	(20.38)%
TOTAL		CY Balance	LY Balance	
		(\$99.75)	(\$125.28)	

Supporting Documents

- General Ledger [Report](#)

Standard Checklist

- Attach all source documentation

RICHINA SUPERANNUATION FUND

General Ledger

As at 30 June 2021

Transaction Date	Description	Units	Debit	Credit	Balance \$
Other Investment Income (26500)					
<u>Miscellaneous Income (SHKDMISINCOME25)</u>					
03/08/2020	Deposit to ANZC - Bulk Settlement			39.90	39.90 CR
05/08/2020	Deposit to ANZC - Bulk Settlement			39.90	79.80 CR
07/08/2020	JNL644791 Brokerage Rebate. Ref:11067694			19.95	99.75 CR
				99.75	99.75 CR

Total Debits: 0.00

Total Credits: 99.75

30100 - Accountancy Fees

2021 Financial Year

Preparer Aira Cutiongco

Reviewer Steven Lee

Status Completed

Account Code	Description	CY Balance	LY Balance	Change
30100	Accountancy Fees	\$1,185.00	\$85.00	1294.12%
TOTAL		CY Balance	LY Balance	
		\$1,185.00	\$85.00	

Supporting Documents

- General Ledger [Report](#)
- Invoice_Annual_Richina Superannuation_Final_2019.pdf [30100](#)

Standard Checklist

- Attach all source documentation
- Ensure all Transactions have been entered

RICHINA SUPERANNUATION FUND

General Ledger

As at 30 June 2021

Transaction Date	Description	Units	Debit	Credit	Balance \$
Accountancy Fees (30100)					
<u>Accountancy Fees (30100)</u>					
22/07/2020	WITHDRAWAL ANZ INTERNET BANKING PAYMENT 611881		885.00		885.00 DR
24/02/2021	Superhelp Fees		85.00		970.00 DR
11/05/2021	WITHDRAWAL ANZ INTERNET BANKING PAYMENT 831111		215.00		1,185.00 DR
			1,185.00		1,185.00 DR

Total Debits: 1,185.00

Total Credits: 0.00



SUPERHELP AUSTRALIA PTY LTD

A.B.N. 60 061 126 663

TAX INVOICE

Date: 06-Aug-20

PO BOX 1906
 MACQUARIE CENTRE, NSW 21
 Phone 1 300 736 453

Richina Superannuation Fund
 2C Coppin Street
 MALVERN EAST VIC 3145

OUR REF	DATE	PARTICULARS	NO.	AMOUNT
RICHINAS0323	6/8/20	Annual Administration - Base Fee	1	\$1,200.00
		Actuarial Certificate	N/A	\$220.00
		Total		\$1,420.00
		GST Included in the Invoice	10.00%	\$129.09
		Amount Received Thank You		\$1,420.00
		BALANCE DUE		\$0.00

--	--	--	--	--

30400 - ATO Supervisory Levy

2021 Financial Year

Preparer Aira Cutiongco

Reviewer Steven Lee

Status Completed

Account Code	Description	CY Balance	LY Balance	Change
30400	ATO Supervisory Levy	\$518.00		100%
TOTAL		CY Balance	LY Balance	
		\$518.00		

Supporting Documents

- General Ledger [Report](#)

Standard Checklist

- Attach all source documentation
- Ensure all Transactions have been entered

RICHINA SUPERANNUATION FUND

General Ledger

As at 30 June 2021

Transaction Date	Description	Units	Debit	Credit	Balance \$
ATO Supervisory Levy (30400)					
<i>ATO Supervisory Levy (30400)</i>					
28/07/2020	DEPOSIT FROM ATO ATO002000013000352		259.00		259.00 DR
18/05/2021	DEPOSIT FROM ATO ATO001100014198512		259.00		518.00 DR
			518.00		518.00 DR

Total Debits: 518.00

Total Credits: 0.00

30700 - Auditor's Remuneration

2021 Financial Year

Preparer Aira Cutiongco

Reviewer Steven Lee

Status Completed

Account Code	Description	CY Balance	LY Balance	Change
30700	Auditor's Remuneration	\$900.00	\$450.00	100%
TOTAL		CY Balance	LY Balance	
		\$900.00	\$450.00	

Supporting Documents

- General Ledger [Report](#)
- Invoice_Annual_Richina Superannuation_Final_2019.pdf [30700](#)

Standard Checklist

- Attach all source documentation
- Ensure all Transactions have been entered

RICHINA SUPERANNUATION FUND

General Ledger

As at 30 June 2021

Transaction Date	Description	Units	Debit	Credit	Balance \$
Auditor's Remuneration (30700)					
Auditor's Remuneration (30700)					
24/02/2021	Superhelp Fees		450.00		450.00 DR
11/05/2021	WITHDRAWAL ANZ INTERNET BANKING PAYMENT 831111		450.00		900.00 DR
			900.00		900.00 DR

Total Debits: 900.00

Total Credits: 0.00



SUPERHELP AUSTRALIA PTY LTD

A.B.N. 60 061 126 663

TAX INVOICE

Date: 06-Aug-20

PO BOX 1906
MACQUARIE CENTRE, NSW 21
Phone 1 300 736 453

Richina Superannuation Fund
2C Coppin Street
MALVERN EAST VIC 3145

OUR REF	DATE	PARTICULARS	NO.	AMOUNT
RICHINAS0323	6/8/20	Annual Administration - Base Fee	1	\$1,200.00
		Actuarial Certificate	N/A	\$220.00
		Total		\$1,420.00
		GST Included in the Invoice	10.00%	\$129.09
		Amount Received Thank You		\$1,420.00
		BALANCE DUE		\$0.00



37500 - Investment Expenses

2021 Financial Year

Preparer Aira Cutiongco

Reviewer Steven Lee

Status Completed

Account Code	Description	CY Balance	LY Balance	Change
SHKDRichinaETrade	Etrade Account	\$82.50	\$82.50	0%
TOTAL		CY Balance	LY Balance	
		\$82.50	\$82.50	

Supporting Documents

- General Ledger [Report](#)

Standard Checklist

- Attach all source documentation
- Ensure all Transactions have been entered

RICHINA SUPERANNUATION FUND

General Ledger

As at 30 June 2021

Transaction Date	Description	Units	Debit	Credit	Balance \$
Investment Expenses (37500)					
Etrade Account (SHKDRichinaETrade)					
02/07/2020	JNL574883 Market data fee		41.25		41.25 DR
04/08/2020	JNL636181 Market data fee		41.25		82.50 DR
			82.50		82.50 DR

Total Debits: 82.50

Total Credits: 0.00

41600 - Pensions Paid

2021 Financial Year

Preparer Aira Cutiongco

Reviewer Steven Lee

Status Completed

Account Code	Description	CY Balance	LY Balance	Change
FOWRIC00003P	(Pensions Paid) Fowler, Richard - Pension (Account Based Pension)	\$11,250.00	\$10,930.00	2.93%
FOWRIC00005P	(Pensions Paid) Fowler, Richard - Pension (Account Based Pension)	\$1,140.00	\$4,170.00	(72.66)%
FOWRIC00006P	(Pensions Paid) Fowler, Richard - Pension (Account Based Pension)	\$20.00	\$5,130.00	(99.61)%
FOWRIC00007P	(Pensions Paid) Fowler, Richard - Pension (Account Based Pension 4)	\$501.17	\$6,860.00	(92.69)%
FOWRIC00008P	(Pensions Paid) Fowler, Richard - Pension (Account Based Pension 5)	\$503.83	\$9,230.00	(94.54)%
FOWRIC00009P	(Pensions Paid) Fowler, Richard - Pension (Account Based Pension 6)	\$160.00	\$150.00	6.67%
FOWRIC00010P	(Pensions Paid) Fowler, Richard - Pension (Account Based Pension 7)	\$540.00	\$530.00	1.89%
FOWRIC00011P	(Pensions Paid) Fowler, Richard - Pension (Account Based Pension 8)	\$350.00		100%
TOTAL		CY Balance	LY Balance	
		\$14,465.00	\$37,000.00	

Supporting Documents

- Pension Summary Report [Report](#)

Standard Checklist

- Attach copy of Pension Summary Report
- Ensure Member(s) have been advised of pension for coming year
- Ensure Minimum Pension has been paid for each account

RICHINA SUPERANNUATION FUND

Pension Summary

As at 30 June 2021

Member Name : Fowler, Richard

Member Age : 68* (Date of Birth : Provided)

Member Code	Pension Type	Pension Start Date	Tax Free	Min / PF	Minimum	Maximum	Gross Pension Payments	PAYG	Net Pension Payment	Amount to reach Minimum
FOWRIC 00003P	Account Based Pension	30/06/2015	51.37%	2.50%	\$11,250.00*	N/A	\$11,250.00	\$0.00	\$11,250.00	\$0.00

*COVID-19 50% reduction has been applied to the minimum pension amount.

FOWRIC 00005P	Account Based Pension	01/07/2016	18.18%	2.50%	\$1,140.00*	N/A	\$1,140.00	\$0.00	\$1,140.00	\$0.00
---------------	-----------------------	------------	--------	-------	-------------	-----	------------	--------	------------	--------

*COVID-19 50% reduction has been applied to the minimum pension amount.

FOWRIC 00006P	Account Based Pension	26/06/2017	6.74%	2.50%	\$20.00*	N/A	\$20.00	\$0.00	\$20.00	\$0.00
---------------	-----------------------	------------	-------	-------	----------	-----	---------	--------	---------	--------

*COVID-19 50% reduction has been applied to the minimum pension amount.

FOWRIC 00007P	Account Based Pension	26/04/2018	0.00%	2.50%	\$70.00*	N/A	\$501.17	\$0.00	\$501.17	NIL
---------------	-----------------------	------------	-------	-------	----------	-----	----------	--------	----------	-----

*COVID-19 50% reduction has been applied to the minimum pension amount.

FOWRIC 00008P	Account Based Pension	20/06/2018	0.00%	2.50%	\$10.00*	N/A	\$503.83	\$0.00	\$503.83	NIL
---------------	-----------------------	------------	-------	-------	----------	-----	----------	--------	----------	-----

*COVID-19 50% reduction has been applied to the minimum pension amount.

FOWRIC 00009P	Account Based Pension	25/06/2018	70.18%	2.50%	\$160.00*	N/A	\$160.00	\$0.00	\$160.00	\$0.00
---------------	-----------------------	------------	--------	-------	-----------	-----	----------	--------	----------	--------

*COVID-19 50% reduction has been applied to the minimum pension amount.

FOWRIC 00010P	Account Based Pension	01/07/2019	16.67%	2.50%	\$540.00*	N/A	\$540.00	\$0.00	\$540.00	\$0.00
---------------	-----------------------	------------	--------	-------	-----------	-----	----------	--------	----------	--------

RICHINA SUPERANNUATION FUND

Pension Summary

As at 30 June 2021

	Pension									
--	---------	--	--	--	--	--	--	--	--	--

*COVID-19 50% reduction has been applied to the minimum pension amount.

FOWRIC 00011P	Account Based Pension	25/06/2020	0.00%	2.50%	\$350.00*	N/A	\$350.00	\$0.00	\$350.00	\$0.00
------------------	-----------------------------	------------	-------	-------	-----------	-----	----------	--------	----------	--------

*COVID-19 50% reduction has been applied to the minimum pension amount.

FOWRIC 00012P	Account Based Pension	24/06/2021	0.00%	0.00%	\$0.00	N/A	\$0.00	\$0.00	\$0.00	NIL
------------------	-----------------------------	------------	-------	-------	--------	-----	--------	--------	--------	-----

					\$13,540.00	\$0.00	\$14,465.00	\$0.00	\$14,465.00	\$0.00
--	--	--	--	--	--------------------	---------------	--------------------	---------------	--------------------	---------------

Total :

					\$13,540.00	\$0.00	\$14,465.00	\$0.00	\$14,465.00	\$0.00
--	--	--	--	--	--------------------	---------------	--------------------	---------------	--------------------	---------------

*Age as at 01/07/2020 or pension start date for new pensions.

48500 - Income Tax Expense

2021 Financial Year

Preparer Aira Cutiongco

Reviewer Steven Lee

Status Completed

Account Code	Description	CY Balance	LY Balance	Change
48500	Income Tax Expense	\$1,076.07	(\$2,757.28)	(139.03)%
TOTAL		CY Balance	LY Balance	
		\$1,076.07	(\$2,757.28)	

Supporting Documents

No supporting documents

49000 - Profit/Loss Allocation Account

2021 Financial Year

Preparer Aira Cutiongco

Reviewer Steven Lee

Status Completed

Account Code	Description	CY Balance	LY Balance	Change
49000	Profit/Loss Allocation Account	\$40,550.38	\$6,322.41	541.38%
TOTAL		CY Balance	LY Balance	
		\$40,550.38	\$6,322.41	

Supporting Documents

No supporting documents

50000 - Members

2021 Financial Year

Preparer Aira Cutiongco

Reviewer Steven Lee

Status Completed

Account Code	Description	Opening Balance	Contribution Income	Earnings	Member Payments	Tax & Fees	Closing Balance	Change
FOWRIC00003P	Fowler, Richard - Pension (Account Based Pension)	(\$449,969.27)		(\$35,015.16)	\$11,250.00	(\$248.41)	(\$473,982.84)	5.34%
FOWRIC00004A	Fowler, Richard - Accumulation (Accumulation)		(\$15,000.00)		\$12,750.00	\$2,250.00		0%
FOWRIC00005P	Fowler, Richard - Pension (Account Based Pension)	(\$45,422.87)		(\$3,534.58)	\$1,140.00	(\$25.07)	(\$47,842.52)	5.33%
FOWRIC00006P	Fowler, Richard - Pension (Account Based Pension)	(\$640.46)		(\$50.35)	\$20.00	(\$0.37)	(\$671.18)	4.8%
FOWRIC00007P	Fowler, Richard - Pension (Account Based Pension 4)	(\$2,768.53)		(\$220.63)	\$501.17	(\$1.31)	(\$2,489.30)	(10.09)%
FOWRIC00008P	Fowler, Richard - Pension (Account Based Pension 5)	(\$503.83)		(\$45.22)	\$503.83	\$0.01	(\$45.21)	(91.03)%
FOWRIC00009P	Fowler, Richard - Pension (Account Based Pension 6)	(\$6,208.19)		(\$485.03)	\$160.00	(\$3.42)	(\$6,536.64)	5.29%

Account Code	Description	Opening Balance	Contribution Income	Earnings	Member Payments	Tax & Fees	Closing Balance	Change
FOWRIC00010P	Fowler, Richard - Pension (Account Based Pension 7)	(\$21,687.12)		(\$1,689.24)	\$540.00	(\$11.98)	(\$22,848.34)	5.35%
FOWRIC00011P	Fowler, Richard - Pension (Account Based Pension 8)	(\$14,137.91)		(\$1,099.31)	\$350.00	(\$7.81)	(\$14,895.03)	5.36%
FOWRIC00012P	Fowler, Richard - Pension (Account Based Pension 9)		(\$12,750.00)	\$179.09		(\$6.59)	(\$12,577.50)	
TOTAL		Opening Balance	Contribution Income	Earnings	Member Payments	Tax & Fees	Closing Balance	
		(\$541,338.18)	(\$27,750.00)	(\$41,960.43)	\$27,215.00	\$1,945.05	(\$581,888.56)	

Supporting Documents

- Members Summary [Report](#)
- Members Statements [Report](#)

Standard Checklist

- Attach copies of Members Statements

RICHINA SUPERANNUATION FUND

Members Statement

Richard Donald Livingstone Fowler
 2C Coppin Street
 Malvern East, Victoria, 3145, Australia

Your Details

Date of Birth :	Provided	Nominated Beneficiaries:	N/A
Age:	68	Nomination Type:	N/A
Tax File Number:	Provided	Vested Benefits:	473,982.84
Date Joined Fund:	31/01/2008	Total Death Benefit:	473,982.84
Service Period Start Date:	26/11/1984		
Date Left Fund:			
Member Code:	FOWRIC00003P		
Account Start Date:	30/08/2017		
Account Phase:	Retirement Phase		
Account Description:	Account Based Pension		

Your Balance

Total Benefits	473,982.84
<u>Preservation Components</u>	
Preserved	(10,000.00)
Unrestricted Non Preserved	483,982.84
Restricted Non Preserved	
<u>Tax Components</u>	
Tax Free (51.37%)	243,479.40
Taxable	230,503.44

Your Detailed Account Summary

	This Year	Last Year
Opening balance at 01/07/2020	449,969.27	437,214.92
<u>Increases to Member account during the period</u>		
Employer Contributions		
Personal Contributions (Concessional)		
Personal Contributions (Non Concessional)		
Government Co-Contributions		
Other Contributions		
Proceeds of Insurance Policies		
Transfers In		
Net Earnings	35,015.16	23,654.18
Internal Transfer In		
<u>Decreases to Member account during the period</u>		
Pensions Paid	11,250.00	10,930.00
Contributions Tax		
Income Tax	(248.41)	(30.17)
No TFN Excess Contributions Tax		
Excess Contributions Tax		
Refund Excess Contributions		
Division 293 Tax		
Insurance Policy Premiums Paid		
Management Fees		
Member Expenses		
Benefits Paid/Transfers Out		
Superannuation Surcharge Tax		
Internal Transfer Out		
Closing balance at 30/06/2021	473,982.84	449,969.27

Members Statement

Trustee's Disclaimer

This statement has been prepared by the Trustee for the member whose name appears at the top of this statement. Every effort has been made by the Trustee to ensure the accuracy and completeness of this Statement. The Trustee does not accept any liability for any error, omission or misprint. All amounts shown in relation to benefits do not take into account any amounts which may be withheld to satisfy the requirements imposed by the Income Tax Assessment Act 1936.

Signed by all the trustees of the fund

Richard Donald Livingstone Fowler
Trustee

Lei Fowler
Trustee

RICHINA SUPERANNUATION FUND

Members Statement

Richard Donald Livingstone Fowler
 2C Coppin Street
 Malvern East, Victoria, 3145, Australia

Your Details

Date of Birth :	Provided	Nominated Beneficiaries:	N/A
Age:	68	Nomination Type:	N/A
Tax File Number:	Provided	Vested Benefits:	
Date Joined Fund:	31/01/2008	Total Death Benefit:	
Service Period Start Date:	26/11/1984		
Date Left Fund:			
Member Code:	FOWRIC00004A		
Account Start Date:	31/01/2008		
Account Phase:	Accumulation Phase		
Account Description:	Accumulation		

Your Balance

Total Benefits

Preservation Components

Preserved
 Unrestricted Non Preserved
 Restricted Non Preserved

Tax Components

Tax Free
 Taxable

Your Detailed Account Summary

	This Year	Last Year
Opening balance at 01/07/2020		21,075.66
<u>Increases to Member account during the period</u>		
Employer Contributions	15,000.00	17,000.00
Personal Contributions (Concessional)		
Personal Contributions (Non Concessional)		
Government Co-Contributions		
Other Contributions		
Proceeds of Insurance Policies		
Transfers In		
Net Earnings		
Internal Transfer In		
<u>Decreases to Member account during the period</u>		
Pensions Paid		
Contributions Tax	2,250.00	2,550.00
Income Tax		
No TFN Excess Contributions Tax		
Excess Contributions Tax		
Refund Excess Contributions		
Division 293 Tax		
Insurance Policy Premiums Paid		
Management Fees		
Member Expenses		
Benefits Paid/Transfers Out		
Superannuation Surcharge Tax		
Internal Transfer Out	12,750.00	35,525.66
Closing balance at 30/06/2021	0.00	0.00

Members Statement

Trustee's Disclaimer

This statement has been prepared by the Trustee for the member whose name appears at the top of this statement. Every effort has been made by the Trustee to ensure the accuracy and completeness of this Statement. The Trustee does not accept any liability for any error, omission or misprint. All amounts shown in relation to benefits do not take into account any amounts which may be withheld to satisfy the requirements imposed by the Income Tax Assessment Act 1936.

Signed by all the trustees of the fund

Richard Donald Livingstone Fowler
Trustee

Lei Fowler
Trustee

RICHINA SUPERANNUATION FUND

Members Statement

Richard Donald Livingstone Fowler
 2C Coppin Street
 Malvern East, Victoria, 3145, Australia

Your Details

Date of Birth :	Provided	Nominated Beneficiaries:	N/A
Age:	68	Nomination Type:	N/A
Tax File Number:	Provided	Vested Benefits:	47,842.52
Date Joined Fund:	31/01/2008	Total Death Benefit:	47,842.52
Service Period Start Date:	26/11/1984		
Date Left Fund:			
Member Code:	FOWRIC00005P		
Account Start Date:	30/08/2017		
Account Phase:	Retirement Phase		
Account Description:	Account Based Pension 2		

Your Balance

Total Benefits	47,842.52
<u>Preservation Components</u>	
Preserved	
Unrestricted Non Preserved	47,842.52
Restricted Non Preserved	
<u>Tax Components</u>	
Tax Free (18.18%)	8,698.95
Taxable	39,143.57

Your Detailed Account Summary

	This Year	Last Year
Opening balance at 01/07/2020	45,422.87	46,982.66
<u>Increases to Member account during the period</u>		
Employer Contributions		
Personal Contributions (Concessional)		
Personal Contributions (Non Concessional)		
Government Co-Contributions		
Other Contributions		
Proceeds of Insurance Policies		
Transfers In		
Net Earnings	3,534.58	2,607.16
Internal Transfer In		
<u>Decreases to Member account during the period</u>		
Pensions Paid	1,140.00	4,170.00
Contributions Tax		
Income Tax	(25.07)	(3.05)
No TFN Excess Contributions Tax		
Excess Contributions Tax		
Refund Excess Contributions		
Division 293 Tax		
Insurance Policy Premiums Paid		
Management Fees		
Member Expenses		
Benefits Paid/Transfers Out		
Superannuation Surcharge Tax		
Internal Transfer Out		
Closing balance at 30/06/2021	47,842.52	45,422.87

Members Statement

Trustee's Disclaimer

This statement has been prepared by the Trustee for the member whose name appears at the top of this statement. Every effort has been made by the Trustee to ensure the accuracy and completeness of this Statement. The Trustee does not accept any liability for any error, omission or misprint. All amounts shown in relation to benefits do not take into account any amounts which may be withheld to satisfy the requirements imposed by the Income Tax Assessment Act 1936.

Signed by all the trustees of the fund

Richard Donald Livingstone Fowler
Trustee

Lei Fowler
Trustee

RICHINA SUPERANNUATION FUND

Members Statement

Richard Donald Livingstone Fowler
 2C Coppin Street
 Malvern East, Victoria, 3145, Australia

Your Details

Date of Birth :	Provided	Nominated Beneficiaries:	N/A
Age:	68	Nomination Type:	N/A
Tax File Number:	Provided	Vested Benefits:	671.18
Date Joined Fund:	31/01/2008	Total Death Benefit:	671.18
Service Period Start Date:	26/11/1984		
Date Left Fund:			
Member Code:	FOWRIC00006P		
Account Start Date:	30/08/2017		
Account Phase:	Retirement Phase		
Account Description:	Account Based Pension 3		

Your Balance

Total Benefits	671.18
<u>Preservation Components</u>	
Preserved	(108.49)
Unrestricted Non Preserved	779.67
Restricted Non Preserved	
<u>Tax Components</u>	
Tax Free (6.74%)	45.14
Taxable	626.04

Your Detailed Account Summary

	This Year	Last Year
Opening balance at 01/07/2020	640.46	5,372.43
<u>Increases to Member account during the period</u>		
Employer Contributions		
Personal Contributions (Concessional)		
Personal Contributions (Non Concessional)		
Government Co-Contributions		
Other Contributions		
Proceeds of Insurance Policies		
Transfers In		
Net Earnings	50.35	397.99
Internal Transfer In		
<u>Decreases to Member account during the period</u>		
Pensions Paid	20.00	5,130.00
Contributions Tax		
Income Tax	(0.37)	(0.04)
No TFN Excess Contributions Tax		
Excess Contributions Tax		
Refund Excess Contributions		
Division 293 Tax		
Insurance Policy Premiums Paid		
Management Fees		
Member Expenses		
Benefits Paid/Transfers Out		
Superannuation Surcharge Tax		
Internal Transfer Out		
Closing balance at 30/06/2021	671.18	640.46

Members Statement

Trustee's Disclaimer

This statement has been prepared by the Trustee for the member whose name appears at the top of this statement. Every effort has been made by the Trustee to ensure the accuracy and completeness of this Statement. The Trustee does not accept any liability for any error, omission or misprint. All amounts shown in relation to benefits do not take into account any amounts which may be withheld to satisfy the requirements imposed by the Income Tax Assessment Act 1936.

Signed by all the trustees of the fund

Richard Donald Livingstone Fowler
Trustee

Lei Fowler
Trustee

RICHINA SUPERANNUATION FUND

Members Statement

Richard Donald Livingstone Fowler
 2C Coppin Street
 Malvern East, Victoria, 3145, Australia

Your Details

Date of Birth :	Provided	Nominated Beneficiaries:	N/A
Age:	68	Nomination Type:	N/A
Tax File Number:	Provided	Vested Benefits:	2,489.30
Date Joined Fund:	31/01/2008	Total Death Benefit:	2,489.30
Service Period Start Date:	26/11/1984		
Date Left Fund:			
Member Code:	FOWRIC00007P		
Account Start Date:	26/04/2018		
Account Phase:	Retirement Phase		
Account Description:	Account Based Pension 4		

Your Balance

Total Benefits	2,489.30
<u>Preservation Components</u>	
Preserved	
Unrestricted Non Preserved	2,489.30
Restricted Non Preserved	
<u>Tax Components</u>	
Tax Free (0.00%)	
Taxable	2,489.30

Your Detailed Account Summary

	This Year	Last Year
Opening balance at 01/07/2020	2,768.53	9,289.38
<u>Increases to Member account during the period</u>		
Employer Contributions		
Personal Contributions (Concessional)		
Personal Contributions (Non Concessional)		
Government Co-Contributions		
Other Contributions		
Proceeds of Insurance Policies		
Transfers In		
Net Earnings	220.63	338.96
Internal Transfer In		
<u>Decreases to Member account during the period</u>		
Pensions Paid	501.17	6,860.00
Contributions Tax		
Income Tax	(1.31)	(0.19)
No TFN Excess Contributions Tax		
Excess Contributions Tax		
Refund Excess Contributions		
Division 293 Tax		
Insurance Policy Premiums Paid		
Management Fees		
Member Expenses		
Benefits Paid/Transfers Out		
Superannuation Surcharge Tax		
Internal Transfer Out		
Closing balance at 30/06/2021	2,489.30	2,768.53

Members Statement

Trustee's Disclaimer

This statement has been prepared by the Trustee for the member whose name appears at the top of this statement. Every effort has been made by the Trustee to ensure the accuracy and completeness of this Statement. The Trustee does not accept any liability for any error, omission or misprint. All amounts shown in relation to benefits do not take into account any amounts which may be withheld to satisfy the requirements imposed by the Income Tax Assessment Act 1936.

Signed by all the trustees of the fund

Richard Donald Livingstone Fowler
Trustee

Lei Fowler
Trustee

RICHINA SUPERANNUATION FUND

Members Statement

Richard Donald Livingstone Fowler
 2C Coppin Street
 Malvern East, Victoria, 3145, Australia

Your Details

		Nominated Beneficiaries:	N/A
Date of Birth :	Provided	Nomination Type:	N/A
Age:	68	Vested Benefits:	45.21
Tax File Number:	Provided	Total Death Benefit:	45.21
Date Joined Fund:	31/01/2008		
Service Period Start Date:	26/11/1984		
Date Left Fund:			
Member Code:	FOWRIC00008P		
Account Start Date:	20/06/2018		
Account Phase:	Retirement Phase		
Account Description:	Account Based Pension 5		

Your Balance

Total Benefits	45.21
<u>Preservation Components</u>	
Preserved	(503.83)
Unrestricted Non Preserved	549.04
Restricted Non Preserved	
<u>Tax Components</u>	
Tax Free (0.00%)	
Taxable	45.21

Your Detailed Account Summary

	This Year	Last Year
Opening balance at 01/07/2020	503.83	9,050.48
<u>Increases to Member account during the period</u>		
Employer Contributions		
Personal Contributions (Concessional)		
Personal Contributions (Non Concessional)		
Government Co-Contributions		
Other Contributions		
Proceeds of Insurance Policies		
Transfers In		
Net Earnings	45.22	683.33
Internal Transfer In		
<u>Decreases to Member account during the period</u>		
Pensions Paid	503.83	9,230.00
Contributions Tax		
Income Tax	0.01	(0.02)
No TFN Excess Contributions Tax		
Excess Contributions Tax		
Refund Excess Contributions		
Division 293 Tax		
Insurance Policy Premiums Paid		
Management Fees		
Member Expenses		
Benefits Paid/Transfers Out		
Superannuation Surcharge Tax		
Internal Transfer Out		
Closing balance at 30/06/2021	45.21	503.83

Members Statement

Trustee's Disclaimer

This statement has been prepared by the Trustee for the member whose name appears at the top of this statement. Every effort has been made by the Trustee to ensure the accuracy and completeness of this Statement. The Trustee does not accept any liability for any error, omission or misprint. All amounts shown in relation to benefits do not take into account any amounts which may be withheld to satisfy the requirements imposed by the Income Tax Assessment Act 1936.

Signed by all the trustees of the fund

Richard Donald Livingstone Fowler
Trustee

Lei Fowler
Trustee

RICHINA SUPERANNUATION FUND

Members Statement

Richard Donald Livingstone Fowler
 2C Coppin Street
 Malvern East, Victoria, 3145, Australia

Your Details

Date of Birth :	Provided	Nominated Beneficiaries:	N/A
Age:	68	Nomination Type:	N/A
Tax File Number:	Provided	Vested Benefits:	6,536.64
Date Joined Fund:	31/01/2008	Total Death Benefit:	6,536.64
Service Period Start Date:	26/11/1984		
Date Left Fund:			
Member Code:	FOWRIC00009P		
Account Start Date:	25/06/2018		
Account Phase:	Retirement Phase		
Account Description:	Account Based Pension 6		

Your Balance

Total Benefits	6,536.64
<u>Preservation Components</u>	
Preserved	
Unrestricted Non Preserved	6,536.64
Restricted Non Preserved	
<u>Tax Components</u>	
Tax Free (70.18%)	4,587.14
Taxable	1,949.50

Your Detailed Account Summary

	This Year	Last Year
Opening balance at 01/07/2020	6,208.19	6,030.24
<u>Increases to Member account during the period</u>		
Employer Contributions		
Personal Contributions (Concessional)		
Personal Contributions (Non Concessional)		
Government Co-Contributions		
Other Contributions		
Proceeds of Insurance Policies		
Transfers In		
Net Earnings	485.03	327.53
Internal Transfer In		
<u>Decreases to Member account during the period</u>		
Pensions Paid	160.00	150.00
Contributions Tax		
Income Tax	(3.42)	(0.42)
No TFN Excess Contributions Tax		
Excess Contributions Tax		
Refund Excess Contributions		
Division 293 Tax		
Insurance Policy Premiums Paid		
Management Fees		
Member Expenses		
Benefits Paid/Transfers Out		
Superannuation Surcharge Tax		
Internal Transfer Out		
Closing balance at 30/06/2021	6,536.64	6,208.19

Members Statement

Trustee's Disclaimer

This statement has been prepared by the Trustee for the member whose name appears at the top of this statement. Every effort has been made by the Trustee to ensure the accuracy and completeness of this Statement. The Trustee does not accept any liability for any error, omission or misprint. All amounts shown in relation to benefits do not take into account any amounts which may be withheld to satisfy the requirements imposed by the Income Tax Assessment Act 1936.

Signed by all the trustees of the fund

Richard Donald Livingstone Fowler
Trustee

Lei Fowler
Trustee

RICHINA SUPERANNUATION FUND

Members Statement

Richard Donald Livingstone Fowler
 2C Coppin Street
 Malvern East, Victoria, 3145, Australia

Your Details

Date of Birth :	Provided	Nominated Beneficiaries:	N/A
Age:	68	Nomination Type:	N/A
Tax File Number:	Provided	Vested Benefits:	22,848.34
Date Joined Fund:	31/01/2008	Total Death Benefit:	22,848.34
Service Period Start Date:	26/11/1984		
Date Left Fund:			
Member Code:	FOWRIC00010P		
Account Start Date:	01/07/2019		
Account Phase:	Retirement Phase		
Account Description:	Account Based Pension 7		

Your Balance

Total Benefits	22,848.34
<u>Preservation Components</u>	
Preserved	
Unrestricted Non Preserved	22,848.34
Restricted Non Preserved	
<u>Tax Components</u>	
Tax Free (16.67%)	3,809.71
Taxable	19,038.63

Your Detailed Account Summary

	This Year	Last Year
Opening balance at 01/07/2020	21,687.12	
<u>Increases to Member account during the period</u>		
Employer Contributions		
Personal Contributions (Concessional)		
Personal Contributions (Non Concessional)		
Government Co-Contributions		
Other Contributions		
Proceeds of Insurance Policies		
Transfers In		
Net Earnings	1,689.24	1,140.00
Internal Transfer In		21,075.66
<u>Decreases to Member account during the period</u>		
Pensions Paid	540.00	530.00
Contributions Tax		
Income Tax	(11.98)	(1.46)
No TFN Excess Contributions Tax		
Excess Contributions Tax		
Refund Excess Contributions		
Division 293 Tax		
Insurance Policy Premiums Paid		
Management Fees		
Member Expenses		
Benefits Paid/Transfers Out		
Superannuation Surcharge Tax		
Internal Transfer Out		
Closing balance at 30/06/2021	22,848.34	21,687.12

Members Statement

Trustee's Disclaimer

This statement has been prepared by the Trustee for the member whose name appears at the top of this statement. Every effort has been made by the Trustee to ensure the accuracy and completeness of this Statement. The Trustee does not accept any liability for any error, omission or misprint. All amounts shown in relation to benefits do not take into account any amounts which may be withheld to satisfy the requirements imposed by the Income Tax Assessment Act 1936.

Signed by all the trustees of the fund

Richard Donald Livingstone Fowler
Trustee

Lei Fowler
Trustee

RICHINA SUPERANNUATION FUND

Members Statement

Richard Donald Livingstone Fowler
 2C Coppin Street
 Malvern East, Victoria, 3145, Australia

Your Details

Date of Birth :	Provided	Nominated Beneficiaries:	N/A
Age:	68	Nomination Type:	N/A
Tax File Number:	Provided	Vested Benefits:	14,895.03
Date Joined Fund:	31/01/2008	Total Death Benefit:	14,895.03
Service Period Start Date:	26/11/1984		
Date Left Fund:			
Member Code:	FOWRIC00011P		
Account Start Date:	25/06/2020		
Account Phase:	Retirement Phase		
Account Description:	Account Based Pension 8		

Your Balance

Total Benefits	14,895.03
<u>Preservation Components</u>	
Preserved	
Unrestricted Non Preserved	14,895.03
Restricted Non Preserved	
<u>Tax Components</u>	
Tax Free (0.00%)	
Taxable	14,895.03

Your Detailed Account Summary

	This Year	Last Year
Opening balance at 01/07/2020	14,137.91	
<u>Increases to Member account during the period</u>		
Employer Contributions		
Personal Contributions (Concessional)		
Personal Contributions (Non Concessional)		
Government Co-Contributions		
Other Contributions		
Proceeds of Insurance Policies		
Transfers In		
Net Earnings	1,099.31	(313.04)
Internal Transfer In		14,450.00
<u>Decreases to Member account during the period</u>		
Pensions Paid	350.00	
Contributions Tax		
Income Tax	(7.81)	(0.95)
No TFN Excess Contributions Tax		
Excess Contributions Tax		
Refund Excess Contributions		
Division 293 Tax		
Insurance Policy Premiums Paid		
Management Fees		
Member Expenses		
Benefits Paid/Transfers Out		
Superannuation Surcharge Tax		
Internal Transfer Out		
Closing balance at 30/06/2021	14,895.03	14,137.91

Members Statement

Trustee's Disclaimer

This statement has been prepared by the Trustee for the member whose name appears at the top of this statement. Every effort has been made by the Trustee to ensure the accuracy and completeness of this Statement. The Trustee does not accept any liability for any error, omission or misprint. All amounts shown in relation to benefits do not take into account any amounts which may be withheld to satisfy the requirements imposed by the Income Tax Assessment Act 1936.

Signed by all the trustees of the fund

Richard Donald Livingstone Fowler
Trustee

Lei Fowler
Trustee

RICHINA SUPERANNUATION FUND

Members Statement

Richard Donald Livingstone Fowler
 2C Coppin Street
 Malvern East, Victoria, 3145, Australia

Your Details

Date of Birth :	Provided	Nominated Beneficiaries:	N/A
Age:	68	Nomination Type:	N/A
Tax File Number:	Provided	Vested Benefits:	12,577.50
Date Joined Fund:	31/01/2008	Total Death Benefit:	12,577.50
Service Period Start Date:	26/11/1984		
Date Left Fund:			
Member Code:	FOWRIC00012P		
Account Start Date:	24/06/2021		
Account Phase:	Retirement Phase		
Account Description:	Account Based Pension 9		

Your Balance

Total Benefits	12,577.50
<u>Preservation Components</u>	
Preserved	
Unrestricted Non Preserved	12,577.50
Restricted Non Preserved	
<u>Tax Components</u>	
Tax Free (0.00%)	
Taxable	12,577.50

Your Detailed Account Summary

	This Year	Last Year
Opening balance at 01/07/2020		
<u>Increases to Member account during the period</u>		
Employer Contributions		
Personal Contributions (Concessional)		
Personal Contributions (Non Concessional)		
Government Co-Contributions		
Other Contributions		
Proceeds of Insurance Policies		
Transfers In		
Net Earnings	(179.09)	
Internal Transfer In	12,750.00	
<u>Decreases to Member account during the period</u>		
Pensions Paid		
Contributions Tax		
Income Tax	(6.59)	
No TFN Excess Contributions Tax		
Excess Contributions Tax		
Refund Excess Contributions		
Division 293 Tax		
Insurance Policy Premiums Paid		
Management Fees		
Member Expenses		
Benefits Paid/Transfers Out		
Superannuation Surcharge Tax		
Internal Transfer Out		
Closing balance at 30/06/2021	12,577.50	0.00

Members Statement

Trustee's Disclaimer

This statement has been prepared by the Trustee for the member whose name appears at the top of this statement. Every effort has been made by the Trustee to ensure the accuracy and completeness of this Statement. The Trustee does not accept any liability for any error, omission or misprint. All amounts shown in relation to benefits do not take into account any amounts which may be withheld to satisfy the requirements imposed by the Income Tax Assessment Act 1936.

Signed by all the trustees of the fund

Richard Donald Livingstone Fowler
Trustee

Lei Fowler
Trustee

RICHINA SUPERANNUATION FUND

Members Summary

As at 30 June 2021

Opening Balances	Increases				Decreases					Closing Balance	
	Contributions	Transfers In	Net Earnings	Insurance Proceeds	Pensions Paid	Contributions Tax	Taxes Paid	Benefits Paid/ Transfers Out	Insurance Premiums		Member Expenses
Richard Donald Livingstone Fowler (Age: 68)											
FOWRIC00003P - Account Based Pension - Tax Free: 51.37%											
449,969.27			35,015.16		11,250.00		(248.41)				473,982.84
FOWRIC00004A - Accumulation											
	15,000.00					2,250.00		12,750.00			
FOWRIC00005P - Account Based Pension 2 - Tax Free: 18.18%											
45,422.87			3,534.58		1,140.00		(25.07)				47,842.52
FOWRIC00006P - Account Based Pension 3 - Tax Free: 6.74%											
640.46			50.35		20.00		(0.37)				671.18
FOWRIC00007P - Account Based Pension 4 - Tax Free: 0.00%											
2,768.53			220.63		501.17		(1.31)				2,489.30
FOWRIC00008P - Account Based Pension 5 - Tax Free: 0.00%											
503.83			45.22		503.83		0.01				45.21
FOWRIC00009P - Account Based Pension 6 - Tax Free: 70.18%											
6,208.19			485.03		160.00		(3.42)				6,536.64
FOWRIC00010P - Account Based Pension 7 - Tax Free: 16.67%											
21,687.12			1,689.24		540.00		(11.98)				22,848.34

RICHINA SUPERANNUATION FUND

Members Summary

As at 30 June 2021

Opening Balances	Increases				Decreases				Closing Balance		
	Contributions	Transfers In	Net Earnings	Insurance Proceeds	Pensions Paid	Contributions Tax	Taxes Paid	Benefits Paid/ Transfers Out		Insurance Premiums	Member Expenses
FOWRIC00011P - Account Based Pension 8 - Tax Free: 0.00%											
14,137.91			1,099.31		350.00		(7.81)				14,895.03
FOWRIC00012P - Account Based Pension 9 - Tax Free: 0.00%											
		12,750.00	(179.09)				(6.59)				12,577.50
541,338.18	15,000.00	12,750.00	41,960.43		14,465.00	2,250.00	(304.95)	12,750.00			581,888.56
541,338.18	15,000.00	12,750.00	41,960.43		14,465.00	2,250.00	(304.95)	12,750.00			581,888.56

60400 - Bank Accounts

2021 Financial Year

Preparer Aira Cutiongco

Reviewer Steven Lee

Status Completed

Account Code	Description	CY Balance	LY Balance	Change
ANZ208454677	ANZ Bank Account ***677	\$3,997.62	\$22,267.02	(82.05)%
ANZ299519252	ANZ Bank Account ***252	\$57,009.03	\$981.93	5705.81%
ING60249762	ING Optimiser Account ***762	\$142.32	\$142.11	0.15%
IndpReserveAU	Independent Reserve Cash AUD	\$2,740.42		100%
TOTAL		CY Balance	LY Balance	
		\$63,889.39	\$23,391.06	

Supporting Documents

- Bank Statement Report [Report](#)
- ANZ Bank Account 677.pdf [ANZ208454677](#)
- ANZ xx677 - 23 Jan 21 to 30 Jun 21.pdf [ANZ208454677](#)
- ANZ xx677 - 1 Jul 20 to 21 Jul 20.pdf [ANZ208454677](#)
- ANZ xxx252 - 1 Jul 20 to 31 May 21.pdf [ANZ299519252](#)
- ANZ Bank Account 252.pdf [ANZ299519252](#)
- ING bank statements.pdf [ING60249762](#)
- Crypto Cash Transactions - 1 Jul 20 to 30 Jun 21.pdf [IndpReserveAU](#)

Standard Checklist

- Attach Copies of Bank Statements
- Attach copy of Bank Statement Report
- Ensure all Balances match Statement Balances at June 30
- Ensure all Transactions have been entered

RICHINA SUPERANNUATION FUND

Bank Statement Report

For The Period 01 July 2020 to 30 June 2021

Chart Code: 60400 / ANZ208454677

Account Name: ANZ Bank Account ***677

BSB and Account Number: 013141 208454677

Opening Balance	-	Total Debits	+	Total Credits	=	Closing Balance	Data Feed Used
\$ 22,267.02		\$ 1,077,537.56		\$ 1,059,268.16		\$ 3,997.62	

Date	Description	Debit \$	Credit \$	Ledger Balance \$	Statement Balance \$	Variance \$
01/07/2020	Opening Balance			22,267.02		
02/07/2020	Bght 500 WEB @ 3.2800 10630350	1,659.95		20,607.07		
02/07/2020	JNL574883 Market data fee	41.25		20,565.82		
03/07/2020	EXTERNAL - FROM MQG DIVIDEND [System Matched Income Data]		360.00	20,925.82		
06/07/2020	Sold 3808 SUL @ 8.4400 10664842 [SELL 3808.00 SUL]		32,104.17	53,029.99		
08/07/2020	Sold 7192 SUL @ 8.4528 10694164 [SELL 7192.00 SUL]		60,726.00	113,755.99		
10/07/2020	Bght 6000 FMG @ 14.7800 10725970 [BUY 6000.00 FMG]	88,777.55		24,978.44		
13/07/2020	Bght 25 CSL @ 279.8500 10738543 [BUY 25.00 CSL]	7,016.20		17,962.24		
13/07/2020	Bght 9000 BSL @ 10.7800 10740750 [BUY 9000.00 BSL]	97,126.72		(79,164.48)		
13/07/2020	Sold 6000 FMG @ 14.9019 10738160 [SELL 6000.00 FMG]		89,313.14	10,148.66		
14/07/2020	Bght 50 APT @ 72.5370 10764950 [BUY 50.00 APT]	3,646.80		6,501.86		
14/07/2020	Sold 9000 BSL @ 10.8300 10763415 [SELL 9000.00 BSL]		97,362.78	103,864.64		
15/07/2020	Bght 200000 DXN @ 0.0380 10780793 [BUY 200000.00 DXN]	7,619.95		96,244.69		
16/07/2020	Bght 50 XRO @ 88.8800 10793524 [BUY 50.00 XRO]	4,463.95		91,780.74		
16/07/2020	Bght 50 XRO @ 88.9306 10793257 [BUY 50.00 XRO]	4,466.48		87,314.26		
17/07/2020	Bght 1000 WEB @ 2.8700 10809445 [BUY 1000.00 WEB]	2,889.95		84,424.31		
20/07/2020	Bght 200000 DXN @ 0.0270 10829134 [BUY 200000.00 DXN]	5,419.95		79,004.36		

RICHINA SUPERANNUATION FUND

Bank Statement Report

For The Period 01 July 2020 to 30 June 2021

Date	Description	Debit \$	Credit \$	Ledger Balance \$	Statement Balance \$	Variance \$
21/07/2020	Bght 150 APT @ 66.9450 10847856 [BUY 150.00 APT]	10,061.70		68,942.66		
23/07/2020	EXTERNAL - FROM SEK DIVIDEND [System Matched Income Data]		52.00	68,994.66		
28/07/2020	Bght 25 CSL @ 277.1900 10928637 [BUY 25.00 CSL]	6,949.70		62,044.96		
28/07/2020	Bght 100 XRO @ 92.4600 10928752 [BUY 100.00 XRO]	9,265.95		52,779.01		
31/07/2020	Sold 300 ANZ @ 18.5900 10971211 [SELL 300.00 ANZ]		5,557.05	58,336.06		
31/07/2020	Sold 1500 VOC @ 2.9300 10971001 [SELL 1500.00 VOC]		4,375.05	62,711.11		
31/07/2020	Sold 200 WBC @ 17.6800 10980688 [SELL 200.00 WBC]		3,516.05	66,227.16		
31/07/2020	Wdl TRANSFER TO NOM AC [DIRECT CREDIT - CREDIT FROM CMC MARKETS STOC 11646068 RICHINA SUPERANNUATION FUND]	25,000.00		41,227.16		
31/07/2020	CREDIT INTEREST PAID		0.49	41,227.65		
03/08/2020	Deposit to ANZC - Bulk Settlement		39.90	41,267.55		
03/08/2020	Sold 1000 TLS @ 3.3850 10994005 [SELL 1000.00 TLS]		3,365.05	44,632.60		
03/08/2020	Bght 250 NCM @ 35.6700 10989047 [BUY 250.00 NCM]	8,937.45		35,695.15		
03/08/2020	Bght 34 MSFT:US @ 280.4706 10995709	9,595.00		26,100.15		
03/08/2020	Wdl TRANSFER TO NOM AC [DIRECT CREDIT - CREDIT FROM CMC MARKETS STOC 11665013 RICHINA SUPERANNUATION FUND]	5,000.00		21,100.15		
04/08/2020	JNL636181 Market data fee	41.25		21,058.90		
04/08/2020	Bght 1250000 CCE @ 0.0015 11001487 [BUY 1250000.00 CCE]	1,894.95		19,163.95		
05/08/2020	Deposit to ANZC - Bulk Settlement		39.90	19,203.85		
06/08/2020	Sold 1500 CGF @ 4.4500 11033846 [SELL 1500.00 CGF]		6,650.05	25,853.90		
06/08/2020	Sold 1000 LNK @ 3.9900 11034035 [SELL 1000.00 LNK]		3,970.05	29,823.95		
07/08/2020	JNL644791 Brokerage Rebate. Ref:11067694		19.95	29,843.90		

RICHINA SUPERANNUATION FUND

Bank Statement Report

For The Period 01 July 2020 to 30 June 2021

Date	Description	Debit \$	Credit \$	Ledger Balance \$	Statement Balance \$	Variance \$
10/08/2020	Sold 1000 LNK @ 4.1600 11067694 [SELL 1000.00 LNK]		4,140.05	33,983.95		
12/08/2020	Bght 1000 SZL @ 7.4700 11104607 [BUY 1000.00 SZL]	7,489.95		26,494.00		
13/08/2020	Bght 500 SZL @ 7.2600 11115109 [BUY 500.00 SZL]	3,649.95		22,844.05		
13/08/2020	Sold 3000 WEB @ 3.4200 11115604 [SELL 3000.00 WEB]		10,240.05	33,084.10		
14/08/2020	Bght 100 SEK @ 19.5900 11131750 [BUY 100.00 SEK]	1,978.95		31,105.15		
14/08/2020	Bght 100 NCM @ 33.8600 11137070 [BUY 100.00 NCM]	3,405.95		27,699.20		
14/08/2020	Bght 500 SZL @ 7.0400 11141961 [BUY 500.00 SZL]	3,539.95		24,159.25		
18/08/2020	Bght 150 NCM @ 33.8900 11172642 [BUY 150.00 NCM]	5,103.45		19,055.80		
18/08/2020	Bght 500 AGL @ 15.3700 11169592 [BUY 500.00 AGL]	7,704.95		11,350.85		
18/08/2020	Sold 3000 PNV @ 2.2000 11166719 [SELL 3000.00 PNV]		6,580.05	17,930.90		
21/08/2020	Bght 1000 CGF @ 3.6600 11220125 [BUY 1000.00 CGF]	3,679.95		14,250.95		
25/08/2020	Sold 2000 ZEL @ 2.4500 11261079 [SELL 2000.00 ZEL]		4,880.05	19,131.00		
25/08/2020	Sold 500 AGL @ 15.5000 11261839 [SELL 500.00 AGL]		7,730.05	26,861.05		
25/08/2020	Sold 2000 TYR @ 3.1600 11258611 [SELL 2000.00 TYR]		6,300.05	33,161.10		
25/08/2020	SELL 1000.00 SM1 [Sold 1000 SM1 @ 5.9600 11304393]		5,940.05	39,101.15		
25/08/2020	Bght 13 NVDA:US @ 694.6592 11270009	9,089.57		30,011.58		
25/08/2020	Bght 14 NVDA:US @ 694.6450 11269995	9,784.03		20,227.55		
25/08/2020	Sold 1000 ORG @ 5.5100 11257986 [SELL 1000.00 ORG]		5,490.05	25,717.60		
26/08/2020	Sold 100 CBA @ 69.2500 11279712 [SELL 100.00 CBA]		6,905.05	32,622.65		
26/08/2020	Sold 1000 STO @ 5.7450 11279646 [SELL 1000.00 STO]		5,725.05	38,347.70		
28/08/2020	Sold 500 NCM @ 31.7700 11328846 [SELL 500.00 NCM]		15,865.05	54,212.75		

RICHINA SUPERANNUATION FUND

Bank Statement Report

For The Period 01 July 2020 to 30 June 2021

Date	Description	Debit \$	Credit \$	Ledger Balance \$	Statement Balance \$	Variance \$
28/08/2020	Sold 1000 CGF @ 3.8400 11328866 [SELL 1000.00 CGF]		3,820.05	58,032.80		
31/08/2020	CREDIT INTEREST PAID		0.25	58,033.05		
01/09/2020	Bght 14 AAPL:US @ 693.1307 11376604	9,762.83		48,270.22		
01/09/2020	Bght 500 MP1 @ 16.8800 11367281 [BUY 500.00 MP1]	8,459.95		39,810.27		
01/09/2020	Bght 1000 SZL @ 11.2400 11374079 [BUY 1000.00 SZL]	11,259.95		28,550.32		
02/09/2020	Bght 250 FMG @ 17.4000 11384799 [BUY 250.00 FMG]	4,369.95		24,180.37		
03/09/2020	Bght 500 SZL @ 8.9800 11413830 [BUY 500.00 SZL]	4,509.95		19,670.42		
03/09/2020	Bght 100 APT @ 84.8800 11411049 [BUY 100.00 APT]	8,507.95		11,162.47		
03/09/2020	Sold 10000 XTE @ 0.6871 11409478 [SELL 10000.00 XTE]		6,846.05	18,008.52		
04/09/2020	Bght 100 WPL @ 18.9800 11431616 [BUY 100.00 WPL]	1,917.95		16,090.57		
04/09/2020	Bght 5000 EMV @ 2.2200 11431663 [BUY 5000.00 EMV]	11,119.95		4,970.62		
10/09/2020	Bght 14 ADBE:US @ 655.0671 11516153	9,229.94		(4,259.32)		
10/09/2020	Sold 1000 SZL @ 7.4000 11514686 [SELL 1000.00 SZL]		7,380.05	3,120.73		
11/09/2020	Bght 200 MP1 @ 14.8600 11524873 [BUY 200.00 MP1]	2,991.95		128.78		
14/09/2020	Bght 200 MQGPB @ 101.9000 11551190 [BUY 200.00 MQGPB]	20,402.42		(20,273.64)		
14/09/2020	Sold 2000 STO @ 5.1450 11549420 [SELL 2000.00 STO]		10,270.05	(10,003.59)		
14/09/2020	Sold 500 SEK @ 19.2200 11549453 [SELL 500.00 SEK]		9,590.05	(413.54)		
14/09/2020	Sold 2000 OPT @ 2.7500 11549534 [SELL 2000.00 OPT]		5,480.05	5,066.51		
15/09/2020	JNL706340 MSFT:US Intl Div Ex:19/08/20		20.22	5,086.73		
15/09/2020	EXTERNAL - FROM MQGPC DST [System Matched Income Data]		176.44	5,263.17		
17/09/2020	EXTERNAL - FROM RIO TINTO LTD [System Matched Income Data]		432.94	5,696.11		

RICHINA SUPERANNUATION FUND

Bank Statement Report

For The Period 01 July 2020 to 30 June 2021

Date	Description	Debit \$	Credit \$	Ledger Balance \$	Statement Balance \$	Variance \$
18/09/2020	EXTERNAL - FROM WOODSIDE [System Matched Income Data]		326.22	6,022.33		
24/09/2020	EXTERNAL - FROM SANTOS LIMITED [System Matched Income Data]		58.28	6,080.61		
25/09/2020	FROM NCM DIV [System Matched Income Data]		121.90	6,202.51		
29/09/2020	JNL726859 NVDA:US Intl Div Ex:01/09/20		5.18	6,207.69		
30/09/2020	EXTERNAL - FROM CBA FNL DIV [System Matched Income Data]		98.00	6,305.69		
30/09/2020	EXTERNAL - FROM ASX FNL DIV [System Matched Income Data]		122.50	6,428.19		
30/09/2020	CREDIT INTEREST PAID		0.07	6,428.26		
06/10/2020	Sold 300 APT @ 79.3800 11802343 [SELL 300.00 APT]		23,787.81	30,216.07		
06/10/2020	Sold 1000 WPL @ 16.8300 11803092 [SELL 1000.00 WPL]		16,810.05	47,026.12		
06/10/2020	Sold 700 MP1 @ 15.9000 11802617 [SELL 700.00 MP1]		11,110.05	58,136.17		
06/10/2020	Sold 100 ASX @ 80.1900 11801915 [SELL 100.00 ASX]		7,994.05	66,130.22		
06/10/2020	Sold 500 AVH @ 6.9200 11802147 [SELL 500.00 AVH]		3,440.05	69,570.27		
07/10/2020	Bght 250 FMG @ 16.4600 11807734 [BUY 250.00 FMG]	4,134.95		65,435.32		
07/10/2020	Bght 500 MP1 @ 15.4783 11807396 [BUY 500.00 MP1]	7,759.12		57,676.20		
07/10/2020	Bght 100 APT @ 79.6320 11807680 [BUY 100.00 APT]	7,983.15		49,693.05		
09/10/2020	EXTERNAL - FROM CSL LTD DIVIDEN [System Matched Income Data]		587.83	50,280.88		
14/10/2020	Bght 500 ORG @ 4.3700 11888588 [BUY 500.00 ORG]	2,204.95		48,075.93		
15/10/2020	Bght 10000 BRN @ 0.3800 11901410 [BUY 10000.00 BRN]	3,819.95		44,255.98		
19/10/2020	Bght 73 FSLY:US @ 132.1033 11945297	9,702.54		34,553.44		
19/10/2020	Bght 100000 DOU @ 0.2050 11940479 [BUY 100000.00 DOU]	20,522.55		14,030.89		
19/10/2020	Sold 44 BYND:US @ 263.0109 11945284		11,503.93	25,534.82		

RICHINA SUPERANNUATION FUND

Bank Statement Report

For The Period 01 July 2020 to 30 June 2021

Date	Description	Debit \$	Credit \$	Ledger Balance \$	Statement Balance \$	Variance \$
21/10/2020	Bght 150000 DOU @ 0.3000 11971570 [BUY 150000.00 DOU]	45,049.50		(19,514.68)		
21/10/2020	Bght 150000 DOU @ 0.2850 11968434 [BUY 150000.00 DOU]	42,797.03		(62,311.71)		
21/10/2020	Bght 150000 DOU @ 0.2950 11969148 [BUY 150000.00 DOU]	44,298.68		(106,610.39)		
21/10/2020	Bght 150000 DOU @ 0.2950 11969506 [BUY 150000.00 DOU]	44,298.68		(150,909.07)		
21/10/2020	Sold 150000 DOU @ 0.3050 11968773 [SELL 150000.00 DOU]		45,699.67	(105,209.40)		
21/10/2020	Sold 150000 DOU @ 0.3050 11969288 [SELL 150000.00 DOU]		45,699.67	(59,509.73)		
21/10/2020	Sold 150000 DOU @ 0.3050 11969963 [SELL 150000.00 DOU]		45,699.67	(13,810.06)		
21/10/2020	Sold 100000 DOU @ 0.2800 11966014 [SELL 100000.00 DOU]		27,969.20	14,159.14		
23/10/2020	Bght 500 MP1 @ 14.9200 12009388 [BUY 500.00 MP1]	7,479.95		6,679.19		
23/10/2020	Sold 500 FMG @ 16.9400 12012309 [SELL 500.00 FMG]		8,450.05	15,129.24		
27/10/2020	Bght 875 GE:US @ 11.1502 12048680	9,815.43		5,313.81		
30/10/2020	CREDIT INTEREST PAID		0.23	5,314.04		
02/11/2020	Bght 500 ORG @ 4.0400 12115447 [BUY 500.00 ORG]	2,039.95		3,274.09		
02/11/2020	Bght 100 APT @ 98.1100 12116193 [BUY 100.00 APT]	9,830.95		(6,556.86)		
02/11/2020	Sold 5000 EMV @ 2.8381 12115418 [SELL 5000.00 EMV]		14,170.34	7,613.48		
19/11/2020	Sold 100000 DOU @ 0.3855 12316506 [SELL 100000.00 DOU]		38,507.90	46,121.38		
19/11/2020	Sold 50000 DOU @ 0.3300 12337192 [SELL 50000.00 DOU]		16,480.05	62,601.43		
24/11/2020	Bght 5000 EMV @ 3.9400 12379395 [BUY 5000.00 EMV]	19,721.67		42,879.76		
24/11/2020	JNL783132 AAPL:US Intl Div Ex:06/11/20		13.48	42,893.24		
30/11/2020	CREDIT INTEREST PAID		0.20	42,893.44		
04/12/2020	Sold 200 RIO @ 104.6105 12544441 [SELL 200.00 RIO]		20,892.14	63,785.58		

RICHINA SUPERANNUATION FUND

Bank Statement Report

For The Period 01 July 2020 to 30 June 2021

Date	Description	Debit \$	Credit \$	Ledger Balance \$	Statement Balance \$	Variance \$
11/12/2020	Sold 73 FSLY:US @ 126.4764 12643489		9,173.57	72,959.15		
15/12/2020	EXTERNAL - FROM MQGPC DST [System Matched Income Data]		174.22	73,133.37		
18/12/2020	JNL810978 MSFT:US Intl Div Ex:18/11/20		21.22	73,154.59		
18/12/2020	Wdl TRANSFER TO NOM AC [DIRECT CREDIT - CREDIT FROM CMC MARKETS STOC 13779295 RICHINA SUPERANNUATION FUND]	65,000.00		8,154.59		
22/12/2020	EXTERNAL - FROM MQG ITM DIV [System Matched Income Data]		270.00	8,424.59		
31/12/2020	Sold 10000 BRN @ 0.4300 12828347 [SELL 10000.00 BRN]		4,280.05	12,704.64		
31/12/2020	CREDIT INTEREST PAID		0.34	12,704.98		
18/01/2021	JNL839751 NVDA:US Intl Div Ex:03/12/20		4.77	12,709.75		
29/01/2021	CREDIT INTEREST PAID		0.10	12,709.85		
03/02/2021	Bght 854 TALO:US @ 11.2888 13315030	9,699.64		3,010.21		
03/02/2021	TRANSFER 613950 FRO [ANZ INTERNET BANKING FUNDS TRANSFER TRANSFER 613950 TO 012012208454677]		50,000.00	53,010.21		
05/02/2021	Bght 130 CSIQ:US @ 78.5172 13358795	10,267.46		42,742.75		
05/02/2021	JNL870361 GE:US Intl Div Ex:18/12/20		9.73	42,752.48		
09/02/2021	Sold 2500 SZL @ 8.8200 13387257 [SELL 2500.00 SZL]		22,020.05	64,772.53		
10/02/2021	Sold 100000 WZR @ 0.2350 13410652 [SELL 100000.00 WZR]		23,474.15	88,246.68		
10/02/2021	Sold 20 TSLA:US @ 1,107.4930 13426080		22,018.67	110,265.35		
16/02/2021	JNL924804 AAPL:US Intl Div Ex:05/02/21		12.51	110,277.86		
18/02/2021	Sold 100000 WZR @ 0.2200 13545050 [SELL 100000.00 WZR]		21,975.80	132,253.66		
22/02/2021	Bght 20000 AMN @ 0.6934 13616438 [BUY 20000.00 AMN]	13,887.82		118,365.84		
26/02/2021	Bght 3 AMZN:US @ 3,986.2167 13729039	12,029.21		106,336.63		

RICHINA SUPERANNUATION FUND

Bank Statement Report

For The Period 01 July 2020 to 30 June 2021

Date	Description	Debit \$	Credit \$	Ledger Balance \$	Statement Balance \$	Variance \$
26/02/2021	CREDIT INTEREST PAID		0.62	106,337.25		
02/03/2021	Bght 8000000 CCE @ 0.0070 13772492 [BUY 8000000.00 CCE]	56,061.60		50,275.65		
11/03/2021	Bght 200 WBC @ 24.9400 13913160 [BUY 200.00 WBC]	5,007.95		45,267.70		
11/03/2021	Bght 1000 NXL @ 5.4200 13913044 [BUY 1000.00 NXL]	5,444.95		39,822.75		
15/03/2021	EXTERNAL - FROM MQGPC DST [System Matched Income Data]		169.16	39,991.91		
17/03/2021	EXTERNAL - FROM MQGPB DST [System Matched Income Data]		447.08	40,438.99		
23/03/2021	JNL965499 MSFT:US Intl Div Ex:17/02/21		20.92	40,459.91		
26/03/2021	EXTERNAL - FROM ORIGIN ENERGY [System Matched Income Data]		125.00	40,584.91		
31/03/2021	CREDIT INTEREST PAID		0.46	40,585.37		
01/04/2021	EXTERNAL - FROM CSL LTD DIVIDEN [System Matched Income Data]		539.63	41,125.00		
08/04/2021	JNL987027 NVDA:US Intl Div Ex:09/03/21		4.80	41,129.80		
28/04/2021	Bght 377 VALE:US @ 25.7455 14450872	9,765.05		31,364.75		
28/04/2021	Wdl TRANSFER TO NOM AC [DIRECT CREDIT - CREDIT FROM CMC MARKETS STOC 15847473 RICHINA SUPERANNUATION FUND]	30,000.00		1,364.75		
28/04/2021	JNL1005891 GE:US Intl Div Ex:05/03/21		9.53	1,374.28		
30/04/2021	Sold 1000 MP1 @ 13.7411 14472518 [SELL 1000.00 MP1]		13,721.19	15,095.47		
30/04/2021	Sold 1000 NXL @ 4.3187 14471099 [SELL 1000.00 NXL]		4,298.75	19,394.22		
30/04/2021	Sold 1000 ORG @ 4.1310 14470895 [SELL 1000.00 ORG]		4,111.05	23,505.27		
30/04/2021	CREDIT INTEREST PAID		0.32	23,505.59		
03/05/2021	Wdl TRANSFER TO NOM AC [DIRECT CREDIT - CREDIT FROM CMC MARKETS STOC 15895857 RICHINA SUPERANNUATION FUND]	20,000.00		3,505.59		
12/05/2021	Sold 200 MQGPE @ 99.8715 14622428		19,952.33	23,457.92		

RICHINA SUPERANNUATION FUND

Bank Statement Report

For The Period 01 July 2020 to 30 June 2021

Date	Description	Debit \$	Credit \$	Ledger Balance \$	Statement Balance \$	Variance \$
12/05/2021	Sold 200 APT @ 96.5900 14622084 [SELL 200.00 APT]		19,296.75	42,754.67		
12/05/2021	Sold 5000 EMV @ 3.0939 14618850 [SELL 5000.00 EMV]		15,449.70	58,204.37		
12/05/2021	Sold 20000 AMN @ 0.4822 14618801 [SELL 20000.00 AMN]		9,624.15	67,828.52		
12/05/2021	Sold 400000 DXN @ 0.0135 14618836 [SELL 400000.00 DXN]		5,377.30	73,205.82		
12/05/2021	Sold 30000 OVN @ 0.1296 14618885 [SELL 30000.00 OVN]		3,866.89	77,072.71		
12/05/2021	WdI TRANSFER TO NOM AC [DIRECT CREDIT - CREDIT FROM CMC MARKETS STOC 16039146 RICHINA SUPERANNUATION FUND]	50,000.00		27,072.71		
17/05/2021	Bght 100 WBC @ 25.0900 14672098 [BUY 100.00 WBC]	2,528.95		24,543.76		
17/05/2021	Bght 50 XRO @ 122.5200 14673900 [BUY 50.00 XRO]	6,145.95		18,397.81		
18/05/2021	Bght 50 XRO @ 113.0418 14685601 [BUY 50.00 XRO]	5,672.04		12,725.77		
24/05/2021	Bght 160 GM:US @ 72.0695 14760141	11,599.15		1,126.62		
27/05/2021	JNL1033720 AAPL:US Intl Div Ex:07/05/21		13.54	1,140.16		
31/05/2021	CREDIT INTEREST PAID		0.09	1,140.25		
04/06/2021	Sold 300 WBC @ 26.2800 14886687 [SELL 300.00 WBC]		7,859.05	8,999.30		
04/06/2021	Bght 500 FSR:US @ 18.1313 14896826	9,124.65		(125.35)		
04/06/2021	Sold 14 ADBE:US @ 641.7400 14896611		8,925.15	8,799.80		
08/06/2021	Sold 200 MQGPC @ 104.6000 14928727 [SELL 200.00 MQGPC]		20,896.99	29,696.79		
09/06/2021	Bght 30000 WZR @ 0.2650 14934799 [BUY 30000.00 WZR]	7,969.95		21,726.84		
15/06/2021	JNL1053112 MSFT:US Intl Div Ex:19/05/21		20.84	21,747.68		
15/06/2021	EXTERNAL - FROM MQGPC DST [System Matched Income Data]		173.72	21,921.40		
21/06/2021	Bght 40000 WZR @ 0.2550 15055848 [BUY 40000.00 WZR]	10,219.95		11,701.45		
25/06/2021	EXTERNAL - FROM WBC DIVIDEND [System Matched Income Data]		116.00	11,817.45		

RICHINA SUPERANNUATION FUND

Bank Statement Report

For The Period 01 July 2020 to 30 June 2021

Date	Description	Debit \$	Credit \$	Ledger Balance \$	Statement Balance \$	Variance \$
28/06/2021	Bght 30000 WZR @ 0.2600 15141334 [BUY 30000.00 WZR]	7,819.95		3,997.50		
30/06/2021	CREDIT INTEREST PAID		0.12	3,997.62		
30/06/2021	CLOSING BALANCE			3,997.62		
		<u>1,077,537.56</u>	<u>1,059,268.16</u>			

RICHINA SUPERANNUATION FUND

Bank Statement Report

For The Period 01 July 2020 to 30 June 2021

Chart Code: 60400 / ANZ299519252

Account Name: ANZ Bank Account ***252

BSB and Account Number: 013141 299519252

Opening Balance	-	Total Debits	+	Total Credits	=	Closing Balance
\$ 981.93		\$ 311,550.00		\$ 367,577.10		\$ 57,009.03

Data Feed Used

Date	Description	Debit \$	Credit \$	Ledger Balance \$	Statement Balance \$	Variance \$
01/07/2020	Opening Balance			981.93		
01/07/2020	INTEREST		1.43	983.36		
22/07/2020	WITHDRAWAL ANZ INTERNET BANKING PAYMENT 611881	885.00		98.36		
28/07/2020	DEPOSIT FROM ATO ATO002000013000352		5,055.75	5,154.11		
31/07/2020	Wdi TRANSFER TO NOM AC [DIRECT CREDIT - CREDIT FROM CMC MARKETS STOC 11646068 RICHINA SUPERANNUATION FUND]		25,000.00	30,154.11		
03/08/2020	Wdi TRANSFER TO NOM AC [DIRECT CREDIT - CREDIT FROM CMC MARKETS STOC 11665013 RICHINA SUPERANNUATION FUND]		5,000.00	35,154.11		
19/08/2020	WITHDRAWAL ANZ INTERNET BANKING PAYMENT 845693	25,000.00		10,154.11		
20/08/2020	WITHDRAWAL ANZ INTERNET BANKING PAYMENT 651791	10,000.00		154.11		
01/10/2020	INTEREST		9.00	163.11		
18/12/2020	Wdi TRANSFER TO NOM AC [DIRECT CREDIT - CREDIT FROM CMC MARKETS STOC 13779295 RICHINA SUPERANNUATION FUND]		65,000.00	65,163.11		
21/12/2020	WITHDRAWAL ANZ INTERNET BANKING PAYMENT 339486	20,000.00		45,163.11		
22/12/2020	WITHDRAWAL ANZ INTERNET BANKING PAYMENT 550052	20,000.00		25,163.11		
23/12/2020	WITHDRAWAL ANZ INTERNET BANKING PAYMENT 246248	25,000.00		163.11		
01/01/2021	INTEREST		3.52	166.63		
02/02/2021	DEPOSIT FROM Boss Access Acco IRAUD100000.00		100,000.00	100,166.63		

RICHINA SUPERANNUATION FUND

Bank Statement Report

For The Period 01 July 2020 to 30 June 2021

Date	Description	Debit \$	Credit \$	Ledger Balance \$	Statement Balance \$	Variance \$
03/02/2021	TRANSFER 613950 FRO [ANZ INTERNET BANKING FUNDS TRANSFER TRANSFER 613950 TO 012012208454677]	50,000.00		50,166.63		
15/02/2021	WITHDRAWAL ANZ INTERNET BANKING PAYMENT 626322	25,000.00		25,166.63		
15/02/2021	WITHDRAWAL ANZ INTERNET BANKING PAYMENT 444801	25,000.00		166.63		
01/04/2021	INTEREST		9.12	175.75		
28/04/2021	Wdi TRANSFER TO NOM AC [DIRECT CREDIT - CREDIT FROM CMC MARKETS STOC 15847473 RICHINA SUPERANNUATION FUND]		30,000.00	30,175.75		
29/04/2021	WITHDRAWAL ANZ INTERNET BANKING PAYMENT 793570	25,000.00		5,175.75		
03/05/2021	WITHDRAWAL ANZ INTERNET BANKING PAYMENT 599302	20,000.00		(14,824.25)		
03/05/2021	Wdi TRANSFER TO NOM AC [DIRECT CREDIT - CREDIT FROM CMC MARKETS STOC 15895857 RICHINA SUPERANNUATION FUND]		20,000.00	5,175.75		
11/05/2021	WITHDRAWAL ANZ INTERNET BANKING PAYMENT 831111	665.00		4,510.75		
12/05/2021	WITHDRAWAL ANZ INTERNET BANKING PAYMENT 675420	25,000.00		(20,489.25)		
12/05/2021	Wdi TRANSFER TO NOM AC [DIRECT CREDIT - CREDIT FROM CMC MARKETS STOC 16039146 RICHINA SUPERANNUATION FUND]		50,000.00	29,510.75		
13/05/2021	WITHDRAWAL ANZ INTERNET BANKING PAYMENT 221525	25,000.00		4,510.75		
18/05/2021	DEPOSIT FROM ATO ATO001100014198512		2,498.28	7,009.03		
09/06/2021	DEPOSIT FROM Boss Access Acco IRAUD50000.00		50,000.00	57,009.03		
23/06/2021	ANZ INTERNET BANKING FUNDS TRANSFER TRANSFER 246542 TO 013350459297282 [Superhelp Fees]	15,000.00		42,009.03		
24/06/2021	ANZ INTERNET BANKING FUNDS TRANSFER TRANSFER 970293 FROM 459297282		15,000.00	57,009.03		
30/06/2021	CLOSING BALANCE			57,009.03		
		<u>311,550.00</u>	<u>367,577.10</u>			

RICHINA SUPERANNUATION FUND

Bank Statement Report

For The Period 01 July 2020 to 30 June 2021

Chart Code: 60400 / IndpReserveAU

Account Name: Independent Reserve Cash AUD

BSB and Account Number:

Opening Balance	-	Total Debits	+	Total Credits	=	Closing Balance	Data Feed Used
		\$ 1,063,799.77		\$ 1,066,540.19		\$ 2,740.42	None - Manually Input or Import

Date	Description	Debit \$	Credit \$	Ledger Balance \$	Statement Balance \$	Variance \$
19/08/2020	WITHDRAWAL ANZ INTERNET BANKING PAYMENT 845693		25,000.00	25,000.00		
20/08/2020	WITHDRAWAL ANZ INTERNET BANKING PAYMENT 651791		10,000.00	35,000.00		
21/08/2020	Crypto trades [BUY 2.0 BTC.COIN]	32,990.93		2,009.07		
21/12/2020	WITHDRAWAL ANZ INTERNET BANKING PAYMENT 339486		20,000.00	22,009.07		
22/12/2020	WITHDRAWAL ANZ INTERNET BANKING PAYMENT 550052		20,000.00	42,009.07		
23/12/2020	WITHDRAWAL ANZ INTERNET BANKING PAYMENT 246248		25,000.00	67,009.07		
23/12/2020	Crypto trades [BUY 1.0 BTC.COIN]	31,137.55		35,871.52		
26/12/2020	Crypto trades [BUY 1.0 BTC.COIN]	32,958.98		2,912.54		
11/01/2021	Crypto trades [SELL 2.0 BTC.COIN]		90,625.12	93,537.66		
12/01/2021	Crypto trades [BUY 2.0 BTC.COIN]	94,291.76		(754.10)		
12/01/2021	Crypto trades [SELL 1.0 BTC.COIN]		40,085.29	39,331.19		
21/01/2021	Crypto trades [SELL 2.0 BTC.COIN]		83,542.11	122,873.30		
21/01/2021	Crypto trades [SELL 1.0 BTC.COIN]		41,385.45	164,258.75		
23/01/2021	Crypto trades [BUY 2.0 BTC.COIN]	87,653.34		76,605.41		
29/01/2021	Crypto trades [SELL 1.0 BTC.COIN]		47,945.12	124,550.53		
29/01/2021	Crypto trades [SELL 1.0 BTC.COIN]		48,071.24	172,621.77		
02/02/2021	DEPOSIT FROM Boss Access Acco IRAUD100000.00	100,000.00		72,621.77		

RICHINA SUPERANNUATION FUND**Bank Statement Report**

For The Period 01 July 2020 to 30 June 2021

Date	Description	Debit \$	Credit \$	Ledger Balance \$	Statement Balance \$	Variance \$
03/02/2021	Cypto trades [BUY 0.5 BTC.COIN]	24,075.80		48,545.97		
04/02/2021	Cypto trades [BUY 0.5 BTC.COIN]	24,467.84		24,078.13		
06/02/2021	Cypto trades [BUY 10.0 ETH.COIN]	22,033.14		2,044.99		
09/02/2021	Cypto trades [BUY 0.5 BTC.COIN]	30,033.09		(27,988.10)		
09/02/2021	Cypto trades [SELL 10.0 ETH.COIN]		22,192.85	(5,795.25)		
09/02/2021	Cypto trades [SELL 1.0 BTC.COIN]		55,823.25	50,028.00		
10/02/2021	Cypto trades [BUY 0.5 BTC.COIN]	29,391.62		20,636.38		
15/02/2021	WITHDRAWAL ANZ INTERNET BANKING PAYMENT 626322		25,000.00	45,636.38		
15/02/2021	WITHDRAWAL ANZ INTERNET BANKING PAYMENT 444801		25,000.00	70,636.38		
18/02/2021	Cypto trades [SELL 1.5 BTC.COIN]		98,272.87	168,909.25		
18/02/2021	Cypto trades [BUY 0.5 BTC.COIN]	33,612.22		135,297.03		
18/02/2021	Cypto trades [SELL 0.5 BTC.COIN]		33,059.34	168,356.37		
18/02/2021	Cypto trades [BUY 0.5 BTC.COIN]	33,582.12		134,774.25		
19/02/2021	Cypto trades [BUY 0.5 BTC.COIN]	33,034.10		101,740.15		
20/02/2021	Cypto trades [BUY 0.5 BTC.COIN]	35,820.02		65,920.13		
22/02/2021	Cypto trades [SELL 0.5 BTC.COIN]		33,529.11	99,449.24		
22/02/2021	Cypto trades [BUY 0.5 BTC.COIN]	34,989.11		64,460.13		
23/02/2021	Cypto trades [BUY 0.5 BTC.COIN]	31,463.87		32,996.26		
23/02/2021	Cypto trades [SELL 1.5 BTC.COIN]		88,993.70	121,989.96		
23/02/2021	Cypto trades [BUY 0.5 BTC.COIN]	34,728.88		87,261.08		
24/02/2021	Cypto trades [BUY 0.5 BTC.COIN]	32,541.89		54,719.19		

RICHINA SUPERANNUATION FUND

Bank Statement Report

For The Period 01 July 2020 to 30 June 2021

Date	Description	Debit \$	Credit \$	Ledger Balance \$	Statement Balance \$	Variance \$
24/02/2021	Cypto trades [SELL 0.5 BTC.COIN]		29,728.92	84,448.11		
14/03/2021	Cypto trades [BUY 0.5 BTC.COIN]	39,398.67		45,049.44		
18/04/2021	Cypto trades [BUY 0.5 BTC.COIN]	38,807.42		6,242.02		
29/04/2021	WITHDRAWAL ANZ INTERNET BANKING PAYMENT 793570		25,000.00	31,242.02		
03/05/2021	WITHDRAWAL ANZ INTERNET BANKING PAYMENT 599302		20,000.00	51,242.02		
04/05/2021	Cypto trades [BUY 5.0 ETH.COIN]	21,028.02		30,214.00		
10/05/2021	Cypto trades [BUY 6.0 ETH.COIN]	29,830.59		383.41		
12/05/2021	WITHDRAWAL ANZ INTERNET BANKING PAYMENT 675420		25,000.00	25,383.41		
13/05/2021	WITHDRAWAL ANZ INTERNET BANKING PAYMENT 221525		25,000.00	50,383.41		
15/05/2021	Cypto trades [BUY 6.0 ETH.COIN]	29,948.44		20,434.97		
19/05/2021	Cypto trades [SELL 0.8 BTC.COIN]		40,826.55	61,261.52		
20/05/2021	Cypto trades [BUY 3.0 ETH.COIN]	11,718.21		49,543.31		
20/05/2021	Cypto trades [BUY 0.8 BTC.COIN]	38,825.73		10,717.58		
23/05/2021	Cypto trades [SELL 10.0 ETH.COIN]		24,746.64	35,464.22		
23/05/2021	Cypto trades [SELL 1.0 BTC.COIN]		42,712.61	78,176.83		
27/05/2021	Cypto trades [BUY 0.5 BTC.COIN]	25,436.43		52,740.40		
09/06/2021	DEPOSIT FROM Boss Access Acco IRAUD50000.00	50,000.00		2,740.40		
30/06/2021	Balance adjustment		0.02	2,740.42		
30/06/2021	CLOSING BALANCE			2,740.42		
		<u>1,063,799.77</u>	<u>1,066,540.19</u>			

RICHINA SUPERANNUATION FUND
Bank Statement Report

For The Period 01 July 2020 to 30 June 2021

Chart Code: 60400 / ING60249762
Account Name: ING Optimiser Account ***762
BSB and Account Number: 923100 60249762

Opening Balance	-	Total Debits	+	Total Credits	=	Closing Balance	Data Feed Used
\$ 142.11		\$ 0.01		\$ 0.22		\$ 142.32	

Date	Description	Debit \$	Credit \$	Ledger Balance \$	Statement Balance \$	Variance \$
01/07/2020	Opening Balance			142.11		
31/07/2020	Interest Credit - Receipt 907995		0.03	142.14		
31/08/2020	Interest Credit - Receipt 925020		0.03	142.17		
30/09/2020	Interest Credit - Receipt 913172		0.03	142.20		
31/10/2020	Interest Credit - Receipt 924974		0.03	142.23		
30/11/2020	Interest Credit - Receipt 914453		0.02	142.25		
31/12/2020	Interest Credit - Receipt 924985		0.01	142.26		
31/01/2021	Interest Credit - Receipt 913004		0.01	142.27		
28/02/2021	Interest Credit - Receipt 925946		0.01	142.28		
31/03/2021	Interest Credit - Receipt 908827		0.01	142.29		
28/04/2021	Withdrawal - Receipt 889711 To 123236200 183334	0.01		142.28		
28/04/2021	Reverse Withdrawal To 123236200 183334		0.01	142.29		
30/04/2021	Interest Credit - Receipt 924998		0.01	142.30		
31/05/2021	Interest Credit - Receipt 924982		0.01	142.31		
30/06/2021	Interest Credit - Receipt 929879		0.01	142.32		
30/06/2021	CLOSING BALANCE			142.32		
		<u>0.01</u>	<u>0.22</u>			



ANZ CASH INVESTMENT ACCT STATEMENT

STATEMENT NUMBER 15

22 JULY 2020 TO 22 JANUARY 2021

MR RICHARD FOWLER
MRS LEI ZHANG
2C COPPIN ST
MALVERN EAST VIC 3145

WELCOME TO YOUR ANZ ACCOUNT AT A GLANCE

Account Details

SHARE INVESTING LIMITED
RICHINA SUPER FUND

Branch Number (BSB)

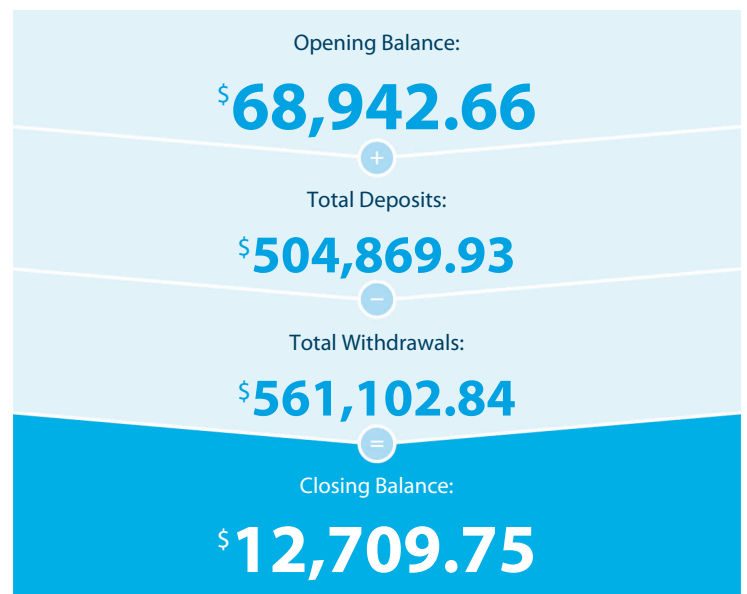
012-012

Account Number

2084-54677

Account Descriptor

TRUST ACCOUNT



NEED TO GET IN TOUCH?



ANZ Internet Banking
anz.com

OR



Enquiries: 133350
Lost/Stolen Cards: 1800 033 844

ANZ CASH INVESTMENT ACCT STATEMENT

Account Number 2084-54677

Transaction Details

Please retain this statement for taxation purposes

Date	Transaction Details	Withdrawals (\$)	Deposits (\$)	Balance (\$)
2020				
22 JUL	OPENING BALANCE			68,942.66
23 JUL	DIVIDEND FROM SEK DIVIDEND JUL20/00807401		52.00	68,994.66
28 JUL	SHARE TRADE WITHDRAWAL TO CMC MARKETS STOC C10928637	6,949.70		62,044.96
28 JUL	SHARE TRADE WITHDRAWAL TO CMC MARKETS STOC C10928752	9,265.95		52,779.01
31 JUL	TRANSFER FROM CMC MARKETS STOC C10980688		3,516.05	56,295.06
31 JUL	TRANSFER FROM CMC MARKETS STOC C10971001		4,375.05	60,670.11
31 JUL	TRANSFER FROM CMC MARKETS STOC C10971211		5,557.05	66,227.16
31 JUL	SHARE TRADE WITHDRAWAL TO CMC MARKETS STOC 11646067	25,000.00		41,227.16
31 JUL	CREDIT INTEREST PAID		0.49	41,227.65
03 AUG	TRANSFER FROM CMC MARKETS STOC 11660098		39.90	41,267.55
03 AUG	TRANSFER FROM CMC MARKETS STOC C10994005		3,365.05	44,632.60
03 AUG	SHARE TRADE WITHDRAWAL TO CMC MARKETS STOC 11665012	5,000.00		39,632.60
03 AUG	SHARE TRADE WITHDRAWAL TO CMC MARKETS STOC C10989047	8,937.45		30,695.15
03 AUG	SHARE TRADE WITHDRAWAL TO CMC MARKETS STOC C10995709	9,595.00		21,100.15
04 AUG	SHARE TRADE WITHDRAWAL TO CMC MARKETS STOC 11679120	41.25		21,058.90
04 AUG	SHARE TRADE WITHDRAWAL TO CMC MARKETS STOC C11001487	1,894.95		19,163.95
05 AUG	TRANSFER FROM CMC MARKETS STOC 11728799		39.90	19,203.85
06 AUG	TRANSFER FROM CMC MARKETS STOC C11034035		3,970.05	23,173.90
06 AUG	TRANSFER FROM CMC MARKETS STOC C11033846		6,650.05	29,823.95
07 AUG	TRANSFER FROM CMC MARKETS STOC 11763889		19.95	29,843.90
10 AUG	TRANSFER FROM CMC MARKETS STOC C11067694		4,140.05	33,983.95
12 AUG	SHARE TRADE WITHDRAWAL TO CMC MARKETS STOC C11104607	7,489.95		26,494.00
13 AUG	TRANSFER FROM CMC MARKETS STOC C11115604		10,240.05	36,734.05
13 AUG	SHARE TRADE WITHDRAWAL TO CMC MARKETS STOC C11115109	3,649.95		33,084.10
	TOTALS AT END OF PAGE	\$77,824.20	\$41,965.64	

ANZ CASH INVESTMENT ACCT STATEMENT

Account Number 2084-54677

Date	Transaction Details	Withdrawals (\$)	Deposits (\$)	Balance (\$)
14 AUG	SHARE TRADE WITHDRAWAL TO CMC MARKETS STOC C11131750	1,978.95		31,105.15
14 AUG	SHARE TRADE WITHDRAWAL TO CMC MARKETS STOC C11137070	3,405.95		27,699.20
14 AUG	SHARE TRADE WITHDRAWAL TO CMC MARKETS STOC C11141961	3,539.95		24,159.25
18 AUG	TRANSFER FROM CMC MARKETS STOC C11166719		6,580.05	30,739.30
18 AUG	SHARE TRADE WITHDRAWAL TO CMC MARKETS STOC C11172642	5,103.45		25,635.85
18 AUG	SHARE TRADE WITHDRAWAL TO CMC MARKETS STOC C11169592	7,704.95		17,930.90
21 AUG	SHARE TRADE WITHDRAWAL TO CMC MARKETS STOC C11220125	3,679.95		14,250.95
25 AUG	TRANSFER FROM CMC MARKETS STOC C11261079		4,880.05	19,131.00
25 AUG	TRANSFER FROM CMC MARKETS STOC C11257986		5,490.05	24,621.05
25 AUG	TRANSFER FROM CMC MARKETS STOC C11258611		6,300.05	30,921.10
25 AUG	TRANSFER FROM CMC MARKETS STOC C11261839		7,730.05	38,651.15
25 AUG	SHARE TRADE WITHDRAWAL TO CMC MARKETS STOC C11270009	9,089.57		29,561.58
25 AUG	SHARE TRADE WITHDRAWAL TO CMC MARKETS STOC C11269995	9,784.03		19,777.55
26 AUG	TRANSFER FROM CMC MARKETS STOC C11279646		5,725.05	25,502.60
26 AUG	TRANSFER FROM CMC MARKETS STOC C11279712		6,905.05	32,407.65
27 AUG	TRANSFER FROM CMC MARKETS STOC C11304393		5,940.05	38,347.70
28 AUG	TRANSFER FROM CMC MARKETS STOC C11328866		3,820.05	42,167.75
28 AUG	TRANSFER FROM CMC MARKETS STOC C11328846		15,865.05	58,032.80
31 AUG	CREDIT INTEREST PAID		0.25	58,033.05
01 SEP	SHARE TRADE WITHDRAWAL TO CMC MARKETS STOC C11367281	8,459.95		49,573.10
01 SEP	SHARE TRADE WITHDRAWAL TO CMC MARKETS STOC C11376604	9,762.83		39,810.27
01 SEP	SHARE TRADE WITHDRAWAL TO CMC MARKETS STOC C11374079	11,259.95		28,550.32
02 SEP	SHARE TRADE WITHDRAWAL TO CMC MARKETS STOC C11384799	4,369.95		24,180.37
03 SEP	TRANSFER FROM CMC MARKETS STOC C11409478		6,846.05	31,026.42
03 SEP	SHARE TRADE WITHDRAWAL TO CMC MARKETS STOC C11413830	4,509.95		26,516.47
TOTALS AT END OF PAGE		\$82,649.43	\$76,081.80	

ANZ CASH INVESTMENT ACCT STATEMENT

Account Number 2084-54677

Date	Transaction Details	Withdrawals (\$)	Deposits (\$)	Balance (\$)
03 SEP	SHARE TRADE WITHDRAWAL TO CMC MARKETS STOC C11411049	8,507.95		18,008.52
04 SEP	SHARE TRADE WITHDRAWAL TO CMC MARKETS STOC C11431616	1,917.95		16,090.57
04 SEP	SHARE TRADE WITHDRAWAL TO CMC MARKETS STOC C11431663	11,119.95		4,970.62
10 SEP	TRANSFER FROM CMC MARKETS STOC C11514686		7,380.05	12,350.67
10 SEP	SHARE TRADE WITHDRAWAL TO CMC MARKETS STOC C11516153	9,229.94		3,120.73
11 SEP	SHARE TRADE WITHDRAWAL TO CMC MARKETS STOC C11524873	2,991.95		128.78
14 SEP	TRANSFER FROM CMC MARKETS STOC C11549534		5,480.05	5,608.83
14 SEP	TRANSFER FROM CMC MARKETS STOC C11549453		9,590.05	15,198.88
14 SEP	TRANSFER FROM CMC MARKETS STOC C11549420		10,270.05	25,468.93
14 SEP	SHARE TRADE WITHDRAWAL TO CMC MARKETS STOC C11551190	20,402.42		5,066.51
15 SEP	DIVIDEND FROM MQGPC DST 001251966343		176.44	5,242.95
15 SEP	TRANSFER FROM CMC MARKETS STOC 12377343		20.22	5,263.17
17 SEP	DIVIDEND FROM RIO TINTO LTD AUI20/00853957		432.94	5,696.11
18 SEP	DIVIDEND FROM WOODSIDE INT20/00573686		326.22	6,022.33
24 SEP	DIVIDEND FROM SANTOS LIMITED S00023081211		58.28	6,080.61
25 SEP	DIVIDEND FROM NCM DIV 001249627436		121.90	6,202.51
29 SEP	TRANSFER FROM CMC MARKETS STOC 12558596		5.18	6,207.69
30 SEP	DIVIDEND FROM CBA FNL DIV 001249242646		98.00	6,305.69
30 SEP	DIVIDEND FROM ASX FNL DIV 001252064970		122.50	6,428.19
30 SEP	CREDIT INTEREST PAID		0.07	6,428.26
06 OCT	TRANSFER FROM CMC MARKETS STOC C11802147		3,440.05	9,868.31
06 OCT	TRANSFER FROM CMC MARKETS STOC C11801915		7,994.05	17,862.36
06 OCT	TRANSFER FROM CMC MARKETS STOC C11802617		11,110.05	28,972.41
06 OCT	TRANSFER FROM CMC MARKETS STOC C11803092		16,810.05	45,782.46
06 OCT	TRANSFER FROM CMC MARKETS STOC C11802343		23,787.81	69,570.27
	TOTALS AT END OF PAGE	\$54,170.16	\$97,223.96	

ANZ CASH INVESTMENT ACCT STATEMENT

Account Number 2084-54677

Date	Transaction Details	Withdrawals (\$)	Deposits (\$)	Balance (\$)
07 OCT	SHARE TRADE WITHDRAWAL TO CMC MARKETS STOC C11807734	4,134.95		65,435.32
07 OCT	SHARE TRADE WITHDRAWAL TO CMC MARKETS STOC C11807396	7,759.12		57,676.20
07 OCT	SHARE TRADE WITHDRAWAL TO CMC MARKETS STOC C11807680	7,983.15		49,693.05
09 OCT	DIVIDEND FROM CSL LTD DIVIDEND FAU20/00968905		587.83	50,280.88
14 OCT	SHARE TRADE WITHDRAWAL TO CMC MARKETS STOC C11888588	2,204.95		48,075.93
15 OCT	SHARE TRADE WITHDRAWAL TO CMC MARKETS STOC C11901410	3,819.95		44,255.98
19 OCT	TRANSFER FROM CMC MARKETS STOC C11945284		11,503.93	55,759.91
19 OCT	SHARE TRADE WITHDRAWAL TO CMC MARKETS STOC C11945297	9,702.54		46,057.37
19 OCT	SHARE TRADE WITHDRAWAL TO CMC MARKETS STOC C11940479	20,522.55		25,534.82
21 OCT	TRANSFER FROM CMC MARKETS STOC C11966014		27,969.20	53,504.02
21 OCT	TRANSFER FROM CMC MARKETS STOC C11968773		45,699.67	99,203.69
21 OCT	TRANSFER FROM CMC MARKETS STOC C11969288		45,699.67	144,903.36
21 OCT	TRANSFER FROM CMC MARKETS STOC C11969963		45,699.67	190,603.03
21 OCT	SHARE TRADE WITHDRAWAL TO CMC MARKETS STOC C11968434	42,797.03		147,806.00
21 OCT	SHARE TRADE WITHDRAWAL TO CMC MARKETS STOC C11969148	44,298.68		103,507.32
21 OCT	SHARE TRADE WITHDRAWAL TO CMC MARKETS STOC C11969506	44,298.68		59,208.64
21 OCT	SHARE TRADE WITHDRAWAL TO CMC MARKETS STOC C11971570	45,049.50		14,159.14
23 OCT	TRANSFER FROM CMC MARKETS STOC C12012309		8,450.05	22,609.19
23 OCT	SHARE TRADE WITHDRAWAL TO CMC MARKETS STOC C12009388	7,479.95		15,129.24
27 OCT	SHARE TRADE WITHDRAWAL TO CMC MARKETS STOC C12048680	9,815.43		5,313.81
30 OCT	CREDIT INTEREST PAID		0.23	5,314.04
02 NOV	TRANSFER FROM CMC MARKETS STOC C12115418		14,170.34	19,484.38
02 NOV	SHARE TRADE WITHDRAWAL TO CMC MARKETS STOC C12115447	2,039.95		17,444.43
02 NOV	SHARE TRADE WITHDRAWAL TO CMC MARKETS STOC C12116193	9,830.95		7,613.48
19 NOV	TRANSFER FROM CMC MARKETS STOC C12337192		16,480.05	24,093.53
TOTALS AT END OF PAGE		\$261,737.38	\$216,260.64	

ANZ CASH INVESTMENT ACCT STATEMENT

Account Number 2084-54677

Date	Transaction Details	Withdrawals (\$)	Deposits (\$)	Balance (\$)
19 NOV	TRANSFER FROM CMC MARKETS STOC C12316506		38,507.90	62,601.43
24 NOV	TRANSFER FROM CMC MARKETS STOC 13373051		13.48	62,614.91
24 NOV	SHARE TRADE WITHDRAWAL TO CMC MARKETS STOC C12379395	19,721.67		42,893.24
30 NOV	CREDIT INTEREST PAID		0.20	42,893.44
04 DEC	TRANSFER FROM CMC MARKETS STOC C12544441		20,892.14	63,785.58
11 DEC	TRANSFER FROM CMC MARKETS STOC C12643489		9,173.57	72,959.15
15 DEC	DIVIDEND FROM MQGPC DST 001254816409		174.22	73,133.37
18 DEC	TRANSFER FROM CMC MARKETS STOC 13777719		21.22	73,154.59
18 DEC	SHARE TRADE WITHDRAWAL TO CMC MARKETS STOC 13779294	65,000.00		8,154.59
22 DEC	DIVIDEND FROM MQG ITM DIV 001254348019		270.00	8,424.59
31 DEC	TRANSFER FROM CMC MARKETS STOC C12828347		4,280.05	12,704.64
31 DEC	CREDIT INTEREST PAID		0.34	12,704.98
2021				
18 JAN	TRANSFER FROM CMC MARKETS STOC 14143616		4.77	12,709.75
TOTALS AT END OF PAGE		\$84,721.67	\$73,337.89	
TOTALS AT END OF PERIOD		\$561,102.84	\$504,869.93	\$12,709.75

This Statement Includes

Interest earned on deposits	\$1.58
-----------------------------	--------

Fee Summary

Fees Charged for period: 01 JUL 2020 to 31 JUL 2020

Summary of ANZ Transaction Fees

	Transactions			Fee Per Transaction (\$)	Amount Waived (\$)	Total Charge (\$)
	Total	Free	Additional			
Transaction Fees						
EFTPOS/PHONE BANKING WDL	15.00	5.00	10.00	0.50	5.00	0.00
Total Transaction Fees Charged					\$5.00	\$0.00

Please note: Overseas transaction fees, overseas ATM fees and non ANZ ATM operator fees not included

ANZ CASH INVESTMENT ACCT STATEMENT

Account Number 2084-54677

Fees Charged for period: 01 AUG 2020 to 31 AUG 2020

Summary of ANZ Transaction Fees

	Transactions			Fee Per Transaction (\$)	Amount Waived (\$)	Total Charge (\$)
	Total	Free	Additional			
Transaction Fees						
EFTPOS/PHONE BANKING WDL	15.00	5.00	10.00	0.50	5.00	0.00
Total Transaction Fees Charged					\$5.00	\$0.00

Please note: Overseas transaction fees, overseas ATM fees and non ANZ ATM operator fees not included

Fees Charged for period: 01 SEP 2020 to 30 SEP 2020

Summary of ANZ Transaction Fees

	Transactions			Fee Per Transaction (\$)	Amount Waived (\$)	Total Charge (\$)
	Total	Free	Additional			
Transaction Fees						
EFTPOS/PHONE BANKING WDL	11.00	5.00	6.00	0.50	3.00	0.00
Total Transaction Fees Charged					\$3.00	\$0.00

Please note: Overseas transaction fees, overseas ATM fees and non ANZ ATM operator fees not included

Fees Charged for period: 01 OCT 2020 to 30 OCT 2020

Summary of ANZ Transaction Fees

	Transactions			Fee Per Transaction (\$)	Amount Waived (\$)	Total Charge (\$)
	Total	Free	Additional			
Transaction Fees						
EFTPOS/PHONE BANKING WDL	13.00	5.00	8.00	0.50	4.00	0.00
Total Transaction Fees Charged					\$4.00	\$0.00

Please note: Overseas transaction fees, overseas ATM fees and non ANZ ATM operator fees not included

Fees Charged for period: 31 OCT 2020 to 30 NOV 2020

Summary of ANZ Transaction Fees

	Transactions			Fee Per Transaction (\$)	Amount Waived (\$)	Total Charge (\$)
	Total	Free	Additional			
Transaction Fees						
EFTPOS/PHONE BANKING WDL		3.00	3.00	0.50		0.00
Total Transaction Fees Charged						\$0.00

Please note: Overseas transaction fees, overseas ATM fees and non ANZ ATM operator fees not included

ANZ CASH INVESTMENT ACCT STATEMENT

Account Number 2084-54677

Fees Charged for period: 01 DEC 2020 to 31 DEC 2020

Summary of ANZ Transaction Fees

	Transactions		Fee Per Transaction (\$)	Total Charge (\$)
	Total	Free Additional		
Transaction Fees				
EFTPOS/PHONE BANKING WDL	1.00	1.00	0.50	0.00
Total Transaction Fees Charged				\$0.00

Please note: Overseas transaction fees, overseas ATM fees and non ANZ ATM operator fees not included

Please note: Your fee cycle may not always reconcile with your statement cycle. This statement date ends on 22/01/21 and the monthly fee cycle, as appears above, ended on 31/12/20.

Update your profile in the ANZ App or ANZ Internet Banking

New mobile number or email address? No worries. You can update your details via Profile in the ANZ App or ANZ Internet Banking. By keeping your details up to date, we can contact you for security purposes (e.g. send you an SMS one-time passcode or verify transactions), or send you account information.

Forgot your password? We've all been there. You can also securely reset your ANZ App PIN or change ANZ Internet Banking password too. It's all in one place – your Profile.

Visit www.anz.com.au/ways-to-bank to learn about how you can manage your money, simply and securely.

Daily cash deposit limit at ANZ ATMs

A daily transaction limit now applies for all cash deposits at ANZ ATMs that accept cash deposits, as previously advised by ANZ in the Australian Financial Review on 20 January 2020.

You can find out the current ATM Cash deposit limit on your account, as well as other options which may be available to make cash deposits into your account by contacting ANZ on 13 13 14.

IMPORTANT INFORMATION

PLEASE CHECK THE ENTRIES AND CALL 13 13 14 REGARDING ANY ERRORS ON THIS STATEMENT.

All entries generated are subject to authorisation and verification and if necessary, adjustments will appear on a later statement.

If you have a complaint or unresolved issue with ANZ's product or service please call our National Feedback Line **1800 805 154** and advise us. Further information in relation to ANZ's dispute resolution process and this product (including details of benefits or fees and charges) is available on request and you can access this information by reviewing the Terms and Conditions, and Fees and Charges brochures which can be found at www.anz.com or by calling **13 13 14**.



Search results

RICHINA Super ETrade (012012 208454677)

Period displayed: 23 January 2021 to 30 June 2021

Date	Description	Debit(\$AUD)	Credit(\$AUD)	Balance
June 2021				
30 JUN	CREDIT INTEREST PAID		\$0.12	\$3,997.62
28 JUN	SHARE TRADE WITHDRAWAL TO CMC MARKETS STOC C15141334	\$7,819.95		\$3,997.50
25 JUN	DIVIDEND FROM WBC DIVIDEND 001260533474		\$116.00	\$11,817.45
21 JUN	SHARE TRADE WITHDRAWAL TO CMC MARKETS STOC C15055848	\$10,219.95		\$11,701.45
15 JUN	DIVIDEND FROM MQGPC DST 001261268311		\$173.72	\$21,921.40
15 JUN	TRANSFER FROM CMC MARKETS STOC 16443176		\$20.84	\$21,747.68
09 JUN	SHARE TRADE WITHDRAWAL TO CMC MARKETS STOC C14934799	\$7,969.95		\$21,726.84
08 JUN	TRANSFER FROM CMC MARKETS STOC C14928727		\$20,896.99	\$29,696.79
04 JUN	SHARE TRADE WITHDRAWAL TO CMC MARKETS STOC C14896826	\$9,124.65		\$8,799.80
04 JUN	TRANSFER FROM CMC MARKETS STOC C14896611		\$8,925.15	\$17,924.45
04 JUN	TRANSFER FROM CMC MARKETS STOC C14886687		\$7,859.05	\$8,999.30
May 2021				
31 MAY	CREDIT INTEREST PAID		\$0.09	\$1,140.25
27 MAY	TRANSFER FROM CMC MARKETS STOC 16233911		\$13.54	\$1,140.16
24 MAY	SHARE TRADE WITHDRAWAL TO CMC MARKETS STOC C14760141	\$11,599.15		\$1,126.62

Date	Description	Debit(\$AUD)	Credit(\$AUD)	Balance
18 MAY	SHARE TRADE WITHDRAWAL TO CMC MARKETS STOC C14685601	\$5,672.04		\$12,725.77
17 MAY	SHARE TRADE WITHDRAWAL TO CMC MARKETS STOC C14673900	\$6,145.95		\$18,397.81
17 MAY	SHARE TRADE WITHDRAWAL TO CMC MARKETS STOC C14672098	\$2,528.95		\$24,543.76
12 MAY	SHARE TRADE WITHDRAWAL TO CMC MARKETS STOC 16039145	\$50,000.00		\$27,072.71
12 MAY	TRANSFER FROM CMC MARKETS STOC C14622428		\$19,952.33	\$77,072.71
12 MAY	TRANSFER FROM CMC MARKETS STOC C14622084		\$19,296.75	\$57,120.38
12 MAY	TRANSFER FROM CMC MARKETS STOC C14618850		\$15,449.70	\$37,823.63
12 MAY	TRANSFER FROM CMC MARKETS STOC C14618801		\$9,624.15	\$22,373.93
12 MAY	TRANSFER FROM CMC MARKETS STOC C14618836		\$5,377.30	\$12,749.78
12 MAY	TRANSFER FROM CMC MARKETS STOC C14618885		\$3,866.89	\$7,372.48
03 MAY	SHARE TRADE WITHDRAWAL TO CMC MARKETS STOC 15895856	\$20,000.00		\$3,505.59
April 2021				
30 APR	CREDIT INTEREST PAID		\$0.32	\$23,505.59
30 APR	TRANSFER FROM CMC MARKETS STOC C14472518		\$13,721.19	\$23,505.27
30 APR	TRANSFER FROM CMC MARKETS STOC C14471099		\$4,298.75	\$9,784.08
30 APR	TRANSFER FROM CMC MARKETS STOC C14470895		\$4,111.05	\$5,485.33
28 APR	SHARE TRADE WITHDRAWAL TO CMC MARKETS STOC 15847472	\$30,000.00		\$1,374.28
28 APR	SHARE TRADE WITHDRAWAL TO CMC MARKETS STOC C14450872	\$9,765.05		\$31,374.28
28 APR	TRANSFER FROM CMC MARKETS STOC 15848548		\$9.53	\$41,139.33
08 APR	TRANSFER FROM CMC MARKETS STOC 15586179		\$4.80	\$41,129.80

Date	Description	Debit(\$AUD)	Credit(\$AUD)	Balance
01 APR	DIVIDEND FROM CSL LTD DIVIDEND 21AUD/00971134		\$539.63	\$41,125.00
March 2021				
31 MAR	CREDIT INTEREST PAID		\$0.46	\$40,585.37
26 MAR	DIVIDEND FROM ORIGIN ENERGY S00023081211		\$125.00	\$40,584.91
23 MAR	TRANSFER FROM CMC MARKETS STOC 15382302		\$20.92	\$40,459.91
17 MAR	DIVIDEND FROM MQGPB DST 001259130180		\$447.08	\$40,438.99
15 MAR	DIVIDEND FROM MQGPC DST 001258458711		\$169.16	\$39,991.91
11 MAR	SHARE TRADE WITHDRAWAL TO CMC MARKETS STOC C13913044	\$5,444.95		\$39,822.75
11 MAR	SHARE TRADE WITHDRAWAL TO CMC MARKETS STOC C13913160	\$5,007.95		\$45,267.70
02 MAR	SHARE TRADE WITHDRAWAL TO CMC MARKETS STOC C13772492	\$56,061.60		\$50,275.65
February 2021				
26 FEB	CREDIT INTEREST PAID		\$0.62	\$106,337.25
26 FEB	SHARE TRADE WITHDRAWAL TO CMC MARKETS STOC C13729039	\$12,029.21		\$106,336.63
22 FEB	SHARE TRADE WITHDRAWAL TO CMC MARKETS STOC C13616438	\$13,887.82		\$118,365.84
18 FEB	TRANSFER FROM CMC MARKETS STOC C13545050		\$21,975.80	\$132,253.66
16 FEB	TRANSFER FROM CMC MARKETS STOC 14793828		\$12.51	\$110,277.86
10 FEB	TRANSFER FROM CMC MARKETS STOC C13410652		\$23,474.15	\$110,265.35
10 FEB	TRANSFER FROM CMC MARKETS STOC C13426080		\$22,018.67	\$86,791.20
09 FEB	TRANSFER FROM CMC MARKETS STOC C13387257		\$22,020.05	\$64,772.53
05 FEB	SHARE TRADE WITHDRAWAL TO CMC MARKETS STOC C13358795	\$10,267.46		\$42,752.48

Date	Description	Debit(\$AUD)	Credit(\$AUD)	Balance
05 FEB	TRANSFER FROM CMC MARKETS STOC 14527998		\$9.73	\$53,019.94
03 FEB	SHARE TRADE WITHDRAWAL TO CMC MARKETS STOC C13315030	\$9,699.64		\$53,010.21
03 FEB	ANZ INTERNET BANKING FUNDS TFER TRANSFER 613950 FROM 299519252		\$50,000.00	\$62,709.85
January 2021				
29 JAN	CREDIT INTEREST PAID		\$0.10	\$12,709.85



Search results

RICHINA Super ETrade (012012 208454677)

Period displayed: 01 July 2020 to 21 July 2020

Date	Description	Debit(\$AUD)	Credit(\$AUD)	Balance
July 2020				
21 JUL	SHARE TRADE WITHDRAWAL TO CMC MARKETS STOC C10847856	\$10,061.70		\$68,942.66
20 JUL	SHARE TRADE WITHDRAWAL TO CMC MARKETS STOC C10829134	\$5,419.95		\$79,004.36
17 JUL	SHARE TRADE WITHDRAWAL TO CMC MARKETS STOC C10809445	\$2,889.95		\$84,424.31
16 JUL	SHARE TRADE WITHDRAWAL TO CMC MARKETS STOC C10793257	\$4,466.48		\$87,314.26
16 JUL	SHARE TRADE WITHDRAWAL TO CMC MARKETS STOC C10793524	\$4,463.95		\$91,780.74
15 JUL	SHARE TRADE WITHDRAWAL TO CMC MARKETS STOC C10780793	\$7,619.95		\$96,244.69
14 JUL	SHARE TRADE WITHDRAWAL TO CMC MARKETS STOC C10764950	\$3,646.80		\$103,864.64
14 JUL	TRANSFER FROM CMC MARKETS STOC C10763415		\$97,362.78	\$107,511.44
13 JUL	SHARE TRADE WITHDRAWAL TO CMC MARKETS STOC C10740750	\$97,126.72		\$10,148.66
13 JUL	SHARE TRADE WITHDRAWAL TO CMC MARKETS STOC C10738543	\$7,016.20		\$107,275.38
13 JUL	TRANSFER FROM CMC MARKETS STOC C10738160		\$89,313.14	\$114,291.58
10 JUL	SHARE TRADE WITHDRAWAL TO CMC MARKETS STOC C10725970	\$88,777.55		\$24,978.44
08 JUL	TRANSFER FROM CMC MARKETS STOC C10694164		\$60,726.00	\$113,755.99
06 JUL	TRANSFER FROM CMC MARKETS STOC C10664842		\$32,104.17	\$53,029.99

Date	Description	Debit(\$AUD)	Credit(\$AUD)	Balance
03 JUL	DIVIDEND FROM MQG DIVIDEND S00023081211		\$360.00	\$20,925.82
02 JUL	SHARE TRADE WITHDRAWAL TO CMC MARKETS STOC C10630350	\$1,659.95		\$20,565.82
02 JUL	SHARE TRADE WITHDRAWAL TO CMC MARKETS STOC 11233848	\$41.25		\$22,225.77

© Australia and New Zealand Banking Group Limited (ANZ) ABN 11 005 357 522.



Search results

RICHINA Everyday Acc (013141 299519252)

Period displayed: 01 July 2020 to 31 May 2021

Date	Description	Debit(\$AUD)	Credit(\$AUD)	Balance
May 2021				
18 MAY	DEPOSIT FROM ATO ATO001100014198512		\$2,498.28	\$7,009.03
13 MAY	WITHDRAWAL ANZ INTERNET BANKING PAYMENT 221525	\$25,000.00		\$4,510.75
12 MAY	WITHDRAWAL ANZ INTERNET BANKING PAYMENT 675420	\$25,000.00		\$29,510.75
12 MAY	DIRECT CREDIT - CREDIT FROM CMC MARKETS STOC 16039146 RICHINA SUPERANNUATION FUND		\$50,000.00	\$54,510.75
11 MAY	WITHDRAWAL ANZ INTERNET BANKING PAYMENT 831111	\$665.00		\$4,510.75
03 MAY	WITHDRAWAL ANZ INTERNET BANKING PAYMENT 599302	\$20,000.00		\$5,175.75
03 MAY	DIRECT CREDIT - CREDIT FROM CMC MARKETS STOC 15895857 RICHINA SUPERANNUATION FUND		\$20,000.00	\$25,175.75
April 2021				
29 APR	WITHDRAWAL ANZ INTERNET BANKING PAYMENT 793570	\$25,000.00		\$5,175.75
28 APR	DIRECT CREDIT - CREDIT FROM CMC MARKETS STOC 15847473 RICHINA SUPERANNUATION FUND		\$30,000.00	\$30,175.75
01 APR	INTEREST		\$9.12	\$166.63
February 2021				
15 FEB	WITHDRAWAL ANZ INTERNET BANKING PAYMENT 626322	\$25,000.00		\$166.63

Date	Description	Debit(\$AUD)	Credit(\$AUD)	Balance
15 FEB	WITHDRAWAL ANZ INTERNET BANKING PAYMENT 444801	\$25,000.00		\$25,166.63
03 FEB	ANZ INTERNET BANKING FUNDS TRANSFER TRANSFER 613950 TO 012012208454677	\$50,000.00		\$50,166.63
02 FEB	DEPOSIT FROM Boss Access Acco IRAUD100000.00		\$100,000.00	\$100,166.63
January 2021				
01 JAN	INTEREST		\$3.52	\$166.63
December 2020				
23 DEC	WITHDRAWAL ANZ INTERNET BANKING PAYMENT 246248	\$25,000.00		\$163.11
22 DEC	WITHDRAWAL ANZ INTERNET BANKING PAYMENT 550052	\$20,000.00		\$25,163.11
21 DEC	WITHDRAWAL ANZ INTERNET BANKING PAYMENT 339486	\$20,000.00		\$45,163.11
18 DEC	DIRECT CREDIT - CREDIT FROM CMC MARKETS STOC 13779295 RICHINA SUPERANNUATION FUND		\$65,000.00	\$65,163.11
October 2020				
01 OCT	INTEREST		\$9.00	\$163.11
August 2020				
20 AUG	WITHDRAWAL ANZ INTERNET BANKING PAYMENT 651791	\$10,000.00		\$154.11
19 AUG	WITHDRAWAL ANZ INTERNET BANKING PAYMENT 845693	\$25,000.00		\$10,154.11
03 AUG	DIRECT CREDIT - CREDIT FROM CMC MARKETS STOC 11665013 RICHINA SUPERANNUATION FUND		\$5,000.00	\$35,154.11
July 2020				
31 JUL	DIRECT CREDIT - CREDIT FROM CMC MARKETS STOC 11646068 RICHINA SUPERANNUATION FUND		\$25,000.00	\$30,154.11
28 JUL	DEPOSIT FROM ATO ATO002000013000352		\$5,055.75	\$5,154.11

Date	Description	Debit(\$AUD)	Credit(\$AUD)	Balance
22 JUL	WITHDRAWAL ANZ INTERNET BANKING PAYMENT 611881	\$885.00		\$98.36
01 JUL	INTEREST		\$1.43	\$983.36

© Australia and New Zealand Banking Group Limited (ANZ) ABN 11 005 357 522.



ANZ V2 PLUS STATEMENT

STATEMENT NUMBER 80

01 JUNE 2021 TO 30 JUNE 2021

THE TRUSTEES
RICHINA SUPERANNUATION FUND
2C COPPIN STREET
MALVERN EAST VIC 3145

WELCOME TO YOUR ANZ ACCOUNT AT A GLANCE

Account Details

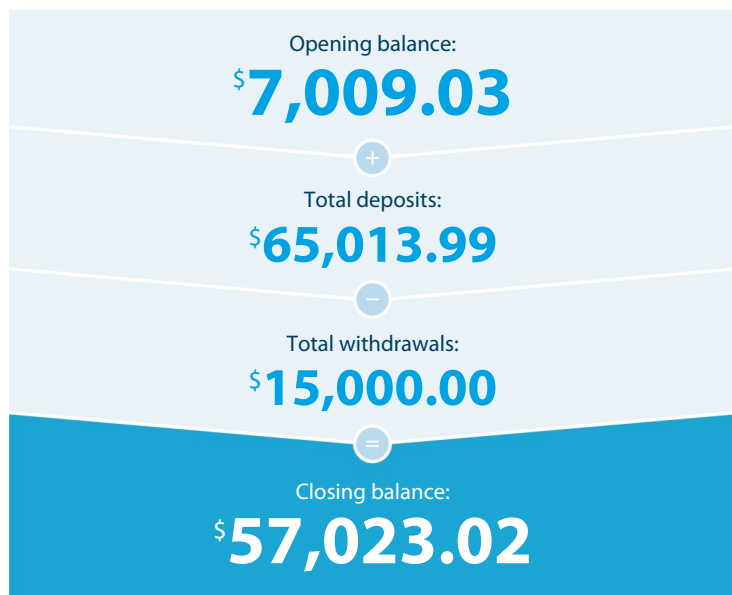
RICHARD D L FOWLER & LEI ZHANG
ATF
RICHINA SUPERANNUATION FUND

Branch Number (BSB)

013-141

Account Number

2995-19252



Notice something different?

Welcome to your new look statement. You can find out more here anz.com/yourstatement

If you haven't already switched off paper for your ANZ V2 PLUS statement, follow the link above to find out how.

NEED TO GET IN TOUCH?

 Enquiries: 13 28 33 Lost/Stolen Cards: 1800 033 844 Fax: 1800 671 800	OR	 ANZ Internet Banking www.anz.com	OR	 V2 PLUS Service Centre Locked Bag 3000, Collins St West MELBOURNE VIC 8007
---	----	--	----	--

ANZ V2 PLUS STATEMENT

Account Number: 2995-19252

Transaction Details

Please retain this statement for taxation purposes

Date	Transaction Details	Withdrawals (\$)	Deposits (\$)	Balance (\$)
2021				
01 JUN	OPENING BALANCE			7,009.03
09 JUN	DEPOSIT FROM BOSS ACCESS ACCO IRAUD50000.00		50,000.00	57,009.03
23 JUN	ANZ INTERNET BANKING FUNDS TRANSFER TRANSFER 246542 TO 013350459297282	15,000.00		42,009.03
24 JUN	ANZ INTERNET BANKING FUNDS TRANSFER TRANSFER 970293 FROM 459297282		15,000.00	57,009.03
01 JUL	QUARTERLY INTEREST		13.99	57,023.02
	TOTALS AT END OF PAGE	\$15,000.00	\$65,013.99	
	TOTALS AT END OF PERIOD	\$15,000.00	\$65,013.99	\$57,023.02

This Statement Includes

Interest Paid	\$13.99
---------------	---------

Yearly Summary

Financial Year to 30/06

Interest Paid	\$23.07
---------------	---------

Interest rate at date of statement issue .33% p.a
Your credit interest rate consists of the ANZ V2 PLUS Intermediary Rate (.10% as at the end of your statement period) plus a margin (if applicable). You can find out the current interest rate by visiting www.anz.com
How to read this statement: This statement covers transactions on your account for the quarter ending 30 June 2021.
Interest shown as paid on 1 July 2021 will be reported to the Australian Taxation Office for the 2022 income year.
If you have any difficulty reading this statement please contact the V2 PLUS Service Centre 13 28 33.

IMPORTANT INFORMATION

PLEASE CHECK THE ENTRIES AND CALL 13 28 33 REGARDING ANY ERRORS ON THIS STATEMENT.

All entries generated are subject to authorization and verification and if necessary, adjustments will appear on a later statement.

If you have a complaint or unresolved issue with ANZ's product or service please call our National Feedback Line **1800 805 154** and advise us. Further information in relation to ANZ's dispute resolution process and this product (including details of benefits or fees and charges) is available on request and you can access this information by reviewing the Product Terms and Conditions, and Fees and Charges booklets which can be found at www.anz.com or by calling **13 28 33**.



Account Currency: **AUSTRALIAN DOLLAR (AUD)**

Statement Period: **1 Jul 2020 - 30 Jun 2021**

Account Name: Richina Superannuation Fund
Account Address: 2C Coppin Street, Malvern East, Victoria 3145, Australia

Settled	Currency	Type	Status	Credit	Debit	Balance
9 Jun 2021 14:09	AUD	Withdrawal	Confirmed		50,000.00	2,740.42
27 May 2021 00:22	AUD	Brokerage	Confirmed		101.30	52,740.42
27 May 2021 00:22	AUD	GST	Confirmed		10.13	52,841.72
27 May 2021 00:22	AUD	Trade	Confirmed		25,325.00	52,851.85
23 May 2021 23:34	AUD	Brokerage	Confirmed		103.96	78,176.85
23 May 2021 23:34	AUD	GST	Confirmed		10.40	78,280.81
23 May 2021 23:34	AUD	Trade	Confirmed	24,861.00		78,291.21
23 May 2021 23:24	AUD	Brokerage	Confirmed		179.44	53,430.21
23 May 2021 23:24	AUD	GST	Confirmed		17.94	53,609.65
23 May 2021 23:23	AUD	Trade	Confirmed	42,910.00		53,627.59
20 May 2021 23:20	AUD	Brokerage	Confirmed		39.40	10,717.59

Independent Reserve Pty. Ltd.
ABN 46 164 257 069
Level 26, 44 Market Street, Sydney, 2000
New South Wales, Australia
Website: www.independentreserve.com

Settled	Currency	Type	Status	Credit	Debit	Balance
20 May 2021 23:20	AUD	GST	Confirmed		3.94	10,757.00
20 May 2021 23:20	AUD	Brokerage	Confirmed		13.60	10,760.94
20 May 2021 23:20	AUD	GST	Confirmed		1.36	10,774.53
20 May 2021 23:20	AUD	Trade	Confirmed		8,668.90	10,775.89
20 May 2021 23:20	AUD	Trade	Confirmed		2,991.01	19,444.80
20 May 2021 16:36	AUD	Brokerage	Confirmed		75.80	22,435.81
20 May 2021 16:36	AUD	GST	Confirmed		7.58	22,511.60
20 May 2021 16:36	AUD	Brokerage	Confirmed		99.81	22,519.18
20 May 2021 16:36	AUD	GST	Confirmed		9.98	22,618.99
20 May 2021 16:35	AUD	Trade	Confirmed		16,675.03	22,628.97
20 May 2021 16:35	AUD	Trade	Confirmed		21,957.53	39,304.00
19 May 2021 09:39	AUD	Brokerage	Confirmed		73.56	61,261.53
19 May 2021 09:39	AUD	GST	Confirmed		7.36	61,335.09
19 May 2021 09:39	AUD	Brokerage	Confirmed		112.95	61,342.45
19 May 2021 09:39	AUD	GST	Confirmed		11.29	61,455.40
19 May 2021 09:39	AUD	Trade	Confirmed	16,183.06		61,466.69
19 May 2021 09:39	AUD	Trade	Confirmed	24,848.65		45,283.63



Independent Reserve

The Cryptocurrency Exchange

Settled	Currency	Type	Status	Credit	Debit	Balance
15 May 2021 20:59	AUD	Brokerage	Confirmed		11.41	20,434.98
15 May 2021 20:59	AUD	GST	Confirmed		1.14	20,446.39
15 May 2021 20:59	AUD	Brokerage	Confirmed		124.05	20,447.53
15 May 2021 20:59	AUD	GST	Confirmed		12.40	20,571.58
15 May 2021 20:58	AUD	Trade	Confirmed		2,509.23	20,583.98
15 May 2021 20:58	AUD	Trade	Confirmed		27,290.22	23,093.21
15 May 2021 16:37	AUD	Deposit	Confirmed	25,000.00		50,383.42
15 May 2021 16:37	AUD	Deposit	Confirmed	25,000.00		25,383.42
10 May 2021 00:52	AUD	Brokerage	Confirmed		109.46	383.42
10 May 2021 00:52	AUD	GST	Confirmed		10.95	492.88
10 May 2021 00:52	AUD	Brokerage	Confirmed		22.26	503.83
10 May 2021 00:52	AUD	GST	Confirmed		2.23	526.09
10 May 2021 00:52	AUD	Brokerage	Confirmed		3.19	528.32
10 May 2021 00:52	AUD	GST	Confirmed		0.32	531.51
10 May 2021 00:52	AUD	Trade	Confirmed		24,081.73	531.83
10 May 2021 00:52	AUD	Trade	Confirmed		4,897.56	24,613.56
10 May 2021 00:52	AUD	Trade	Confirmed		702.89	29,511.12

Independent Reserve Pty. Ltd.
ABN 46 164 257 069
Level 26, 44 Market Street, Sydney, 2000
New South Wales, Australia
Website: www.independentreserve.com

Settled	Currency	Type	Status	Credit	Debit	Balance
8 May 2021 08:33	AUD	Deposit	Confirmed	20,000.00		30,214.01
4 May 2021 12:52	AUD	Brokerage	Confirmed		90.64	10,214.01
4 May 2021 12:52	AUD	GST	Confirmed		9.06	10,304.65
4 May 2021 12:52	AUD	Brokerage	Confirmed		4.46	10,313.72
4 May 2021 12:52	AUD	GST	Confirmed		0.45	10,318.18
4 May 2021 12:51	AUD	Trade	Confirmed		19,941.40	10,318.63
4 May 2021 12:51	AUD	Trade	Confirmed		982.00	30,260.02
29 Apr 2021 17:12	AUD	Deposit	Confirmed	25,000.00		31,242.03
18 Apr 2021 12:52	AUD	Brokerage	Confirmed		91.29	6,242.03
18 Apr 2021 12:52	AUD	GST	Confirmed		9.13	6,333.32
18 Apr 2021 12:52	AUD	Brokerage	Confirmed		19.25	6,342.45
18 Apr 2021 12:52	AUD	GST	Confirmed		1.92	6,361.70
18 Apr 2021 12:52	AUD	Brokerage	Confirmed		56.41	6,363.63
18 Apr 2021 12:52	AUD	GST	Confirmed		5.64	6,420.03
18 Apr 2021 12:52	AUD	Brokerage	Confirmed		8.57	6,425.67
18 Apr 2021 12:52	AUD	GST	Confirmed		0.86	6,434.24
18 Apr 2021 12:52	AUD	Trade	Confirmed		20,084.68	6,435.10



Independent Reserve

The Cryptocurrency Exchange

Settled	Currency	Type	Status	Credit	Debit	Balance
18 Apr 2021 12:52	AUD	Trade	Confirmed		4,234.95	26,519.78
18 Apr 2021 12:52	AUD	Trade	Confirmed		12,409.16	30,754.73
18 Apr 2021 12:52	AUD	Trade	Confirmed		1,885.56	43,163.89
14 Mar 2021 19:55	AUD	Brokerage	Confirmed		25.30	45,049.45
14 Mar 2021 19:55	AUD	GST	Confirmed		2.53	45,074.75
14 Mar 2021 19:55	AUD	Brokerage	Confirmed		0.57	45,077.28
14 Mar 2021 19:55	AUD	GST	Confirmed		0.06	45,077.85
14 Mar 2021 19:55	AUD	Brokerage	Confirmed		30.61	45,077.91
14 Mar 2021 19:55	AUD	GST	Confirmed		3.06	45,108.51
14 Mar 2021 19:55	AUD	Brokerage	Confirmed		45.03	45,111.58
14 Mar 2021 19:55	AUD	GST	Confirmed		4.50	45,156.61
14 Mar 2021 19:55	AUD	Brokerage	Confirmed		2.92	45,161.11
14 Mar 2021 19:55	AUD	GST	Confirmed		0.29	45,164.03
14 Mar 2021 19:55	AUD	Brokerage	Confirmed		9.82	45,164.32
14 Mar 2021 19:55	AUD	GST	Confirmed		0.98	45,174.14
14 Mar 2021 19:55	AUD	Trade	Confirmed		8,695.83	45,175.12
14 Mar 2021 19:55	AUD	Trade	Confirmed		196.38	53,870.95

Independent Reserve Pty. Ltd.
ABN 46 164 257 069
Level 26, 44 Market Street, Sydney, 2000
New South Wales, Australia
Website: www.independentreserve.com



Independent Reserve

The Cryptocurrency Exchange

Settled	Currency	Type	Status	Credit	Debit	Balance
14 Mar 2021 19:55	AUD	Trade	Confirmed		10,521.77	54,067.33
14 Mar 2021 19:55	AUD	Trade	Confirmed		15,479.49	64,589.10
14 Mar 2021 19:55	AUD	Trade	Confirmed		1,002.60	80,068.59
14 Mar 2021 19:55	AUD	Trade	Confirmed		3,376.93	81,071.19
24 Feb 2021 23:03	AUD	Brokerage	Confirmed		76.72	84,448.12
24 Feb 2021 23:03	AUD	GST	Confirmed		7.67	84,524.84
24 Feb 2021 23:02	AUD	Trade	Confirmed		32,457.50	84,532.51
24 Feb 2021 05:30	AUD	Brokerage	Confirmed		19.28	116,990.01
24 Feb 2021 05:30	AUD	GST	Confirmed		1.93	117,009.29
24 Feb 2021 05:30	AUD	Brokerage	Confirmed		27.99	117,011.22
24 Feb 2021 05:30	AUD	GST	Confirmed		2.80	117,039.21
24 Feb 2021 05:30	AUD	Brokerage	Confirmed		27.98	117,042.01
24 Feb 2021 05:30	AUD	GST	Confirmed		2.80	117,070.00
24 Feb 2021 05:30	AUD	Brokerage	Confirmed		0.63	117,072.79
24 Feb 2021 05:30	AUD	GST	Confirmed		0.06	117,073.42
24 Feb 2021 05:29	AUD	Trade	Confirmed	7,575.17		117,073.48
24 Feb 2021 05:29	AUD	Trade	Confirmed	10,997.80		109,498.31

Independent Reserve Pty. Ltd.
ABN 46 164 257 069
Level 26, 44 Market Street, Sydney, 2000
New South Wales, Australia
Website: www.independentreserve.com



Independent Reserve

The Cryptocurrency Exchange

Settled	Currency	Type	Status	Credit	Debit	Balance
24 Feb 2021 05:29	AUD	Trade	Confirmed	10,993.16		98,500.51
24 Feb 2021 05:29	AUD	Trade	Confirmed	246.26		87,507.35
23 Feb 2021 23:03	AUD	Brokerage	Confirmed		15.36	87,261.09
23 Feb 2021 23:03	AUD	GST	Confirmed		1.54	87,276.45
23 Feb 2021 23:03	AUD	Brokerage	Confirmed		1.56	87,277.98
23 Feb 2021 23:03	AUD	GST	Confirmed		0.16	87,279.55
23 Feb 2021 23:03	AUD	Brokerage	Confirmed		31.48	87,279.70
23 Feb 2021 23:03	AUD	GST	Confirmed		3.15	87,311.18
23 Feb 2021 23:03	AUD	Brokerage	Confirmed		31.46	87,314.33
23 Feb 2021 23:03	AUD	GST	Confirmed		3.15	87,345.79
23 Feb 2021 23:03	AUD	Trade	Confirmed		6,034.60	87,348.94
23 Feb 2021 23:03	AUD	Trade	Confirmed		614.36	93,383.54
23 Feb 2021 23:03	AUD	Trade	Confirmed		12,367.29	93,997.89
23 Feb 2021 23:03	AUD	Trade	Confirmed		12,359.77	106,365.19
23 Feb 2021 18:56	AUD	Brokerage	Confirmed		59.95	118,724.96
23 Feb 2021 18:56	AUD	GST	Confirmed		6.00	118,784.91
23 Feb 2021 18:56	AUD	Brokerage	Confirmed		29.96	118,790.90

Independent Reserve Pty. Ltd.
ABN 46 164 257 069
Level 26, 44 Market Street, Sydney, 2000
New South Wales, Australia
Website: www.independentreserve.com



Independent Reserve

The Cryptocurrency Exchange

Settled	Currency	Type	Status	Credit	Debit	Balance
23 Feb 2021 18:56	AUD	GST	Confirmed		3.00	118,820.87
23 Feb 2021 18:56	AUD	Brokerage	Confirmed		1.62	118,823.86
23 Feb 2021 18:56	AUD	GST	Confirmed		0.16	118,825.48
23 Feb 2021 18:56	AUD	Brokerage	Confirmed		4.06	118,825.65
23 Feb 2021 18:56	AUD	GST	Confirmed		0.41	118,829.70
23 Feb 2021 18:56	AUD	Brokerage	Confirmed		1.14	118,830.11
23 Feb 2021 18:56	AUD	GST	Confirmed		0.11	118,831.24
23 Feb 2021 18:56	AUD	Brokerage	Confirmed		0.32	118,831.36
23 Feb 2021 18:56	AUD	GST	Confirmed		0.03	118,831.68
23 Feb 2021 18:56	AUD	Brokerage	Confirmed		0.30	118,831.71
23 Feb 2021 18:56	AUD	GST	Confirmed		0.03	118,832.02
23 Feb 2021 18:56	AUD	Brokerage	Confirmed		1.30	118,832.05
23 Feb 2021 18:56	AUD	GST	Confirmed		0.13	118,833.34
23 Feb 2021 18:56	AUD	Brokerage	Confirmed		8.60	118,833.47
23 Feb 2021 18:56	AUD	GST	Confirmed		0.86	118,842.07
23 Feb 2021 18:56	AUD	Brokerage	Confirmed		29.96	118,842.93
23 Feb 2021 18:56	AUD	GST	Confirmed		3.00	118,872.90

Independent Reserve Pty. Ltd.
ABN 46 164 257 069
Level 26, 44 Market Street, Sydney, 2000
New South Wales, Australia
Website: www.independentreserve.com

Settled	Currency	Type	Status	Credit	Debit	Balance
23 Feb 2021 18:56	AUD	Brokerage	Confirmed		14.30	118,875.90
23 Feb 2021 18:56	AUD	GST	Confirmed		1.43	118,890.19
23 Feb 2021 18:56	AUD	Brokerage	Confirmed		16.25	118,891.62
23 Feb 2021 18:56	AUD	GST	Confirmed		1.62	118,907.87
23 Feb 2021 18:56	AUD	Brokerage	Confirmed		6.54	118,909.49
23 Feb 2021 18:56	AUD	GST	Confirmed		0.65	118,916.04
23 Feb 2021 18:56	AUD	Brokerage	Confirmed		1.07	118,916.69
23 Feb 2021 18:56	AUD	GST	Confirmed		0.11	118,917.76
23 Feb 2021 18:56	AUD	Brokerage	Confirmed		0.65	118,917.87
23 Feb 2021 18:56	AUD	GST	Confirmed		0.07	118,918.52
23 Feb 2021 18:56	AUD	Brokerage	Confirmed		30.11	118,918.59
23 Feb 2021 18:56	AUD	GST	Confirmed		3.01	118,948.70
23 Feb 2021 18:56	AUD	Brokerage	Confirmed		3.26	118,951.71
23 Feb 2021 18:56	AUD	GST	Confirmed		0.33	118,954.97
23 Feb 2021 18:56	AUD	Brokerage	Confirmed		0.33	118,955.29
23 Feb 2021 18:56	AUD	GST	Confirmed		0.03	118,955.62
23 Feb 2021 18:56	AUD	Brokerage	Confirmed		1.62	118,955.65



Independent Reserve

The Cryptocurrency Exchange

Settled	Currency	Type	Status	Credit	Debit	Balance
23 Feb 2021 18:56	AUD	GST	Confirmed		0.16	118,957.26
23 Feb 2021 18:56	AUD	Brokerage	Confirmed		32.10	118,957.43
23 Feb 2021 18:56	AUD	GST	Confirmed		3.21	118,989.53
23 Feb 2021 18:56	AUD	Trade	Confirmed	21,982.70		118,992.74
23 Feb 2021 18:56	AUD	Trade	Confirmed	10,986.27		97,010.04
23 Feb 2021 18:56	AUD	Trade	Confirmed	594.53		86,023.77
23 Feb 2021 18:56	AUD	Trade	Confirmed	1,487.00		85,429.24
23 Feb 2021 18:56	AUD	Trade	Confirmed	416.40		83,942.24
23 Feb 2021 18:56	AUD	Trade	Confirmed	119.00		83,525.85
23 Feb 2021 18:56	AUD	Trade	Confirmed	110.67		83,406.85
23 Feb 2021 18:56	AUD	Trade	Confirmed	476.00		83,296.18
23 Feb 2021 18:56	AUD	Trade	Confirmed	3,153.50		82,820.18
23 Feb 2021 18:56	AUD	Trade	Confirmed	10,986.86		79,666.68
23 Feb 2021 18:56	AUD	Trade	Confirmed	5,242.30		68,679.82
23 Feb 2021 18:56	AUD	Trade	Confirmed	5,957.10		63,437.52
23 Feb 2021 18:56	AUD	Trade	Confirmed	2,399.24		57,480.42
23 Feb 2021 18:56	AUD	Trade	Confirmed	392.86		55,081.18

Independent Reserve Pty. Ltd.
ABN 46 164 257 069
Level 26, 44 Market Street, Sydney, 2000
New South Wales, Australia
Website: www.independentreserve.com



Independent Reserve

The Cryptocurrency Exchange

Settled	Currency	Type	Status	Credit	Debit	Balance
23 Feb 2021 18:56	AUD	Trade	Confirmed	238.72		54,688.32
23 Feb 2021 18:56	AUD	Trade	Confirmed	11,041.36		54,449.60
23 Feb 2021 18:56	AUD	Trade	Confirmed	1,193.66		43,408.24
23 Feb 2021 18:56	AUD	Trade	Confirmed	119.37		42,214.58
23 Feb 2021 18:56	AUD	Trade	Confirmed	592.41		42,095.21
23 Feb 2021 18:56	AUD	Trade	Confirmed	11,771.55		41,502.80
23 Feb 2021 07:33	AUD	Brokerage	Confirmed		94.43	29,731.25
23 Feb 2021 07:33	AUD	GST	Confirmed		9.44	29,825.68
23 Feb 2021 07:32	AUD	Trade	Confirmed		34,625.00	29,835.13
22 Feb 2021 23:49	AUD	Brokerage	Confirmed		91.72	64,460.13
22 Feb 2021 23:49	AUD	GST	Confirmed		9.17	64,551.85
22 Feb 2021 23:48	AUD	Trade	Confirmed	33,630.00		64,561.02
22 Feb 2021 20:06	AUD	Brokerage	Confirmed		101.46	30,931.02
22 Feb 2021 20:06	AUD	GST	Confirmed		10.15	31,032.48
22 Feb 2021 20:06	AUD	Trade	Confirmed		34,877.50	31,042.63
20 Feb 2021 17:03	AUD	Brokerage	Confirmed		90.92	65,920.13
20 Feb 2021 17:03	AUD	GST	Confirmed		9.09	66,011.05

Independent Reserve Pty. Ltd.
ABN 46 164 257 069
Level 26, 44 Market Street, Sydney, 2000
New South Wales, Australia
Website: www.independentreserve.com

Settled	Currency	Type	Status	Credit	Debit	Balance
20 Feb 2021 17:02	AUD	Trade	Confirmed		35,720.00	66,020.14
19 Feb 2021 12:11	AUD	Brokerage	Confirmed		17.28	101,740.14
19 Feb 2021 12:11	AUD	GST	Confirmed		1.73	101,757.42
19 Feb 2021 12:11	AUD	Brokerage	Confirmed		36.73	101,759.15
19 Feb 2021 12:11	AUD	GST	Confirmed		3.67	101,795.88
19 Feb 2021 12:11	AUD	Brokerage	Confirmed		29.84	101,799.55
19 Feb 2021 12:11	AUD	GST	Confirmed		2.98	101,829.39
19 Feb 2021 12:11	AUD	Trade	Confirmed		6,788.21	101,832.38
19 Feb 2021 12:11	AUD	Trade	Confirmed		14,430.57	108,620.59
19 Feb 2021 12:11	AUD	Trade	Confirmed		11,723.07	123,051.16
18 Feb 2021 21:50	AUD	Brokerage	Confirmed		183.07	134,774.24
18 Feb 2021 21:50	AUD	GST	Confirmed		18.31	134,957.31
18 Feb 2021 21:50	AUD	Brokerage	Confirmed		39.27	134,975.62
18 Feb 2021 21:50	AUD	GST	Confirmed		3.93	135,014.88
18 Feb 2021 21:50	AUD	Brokerage	Confirmed		5.43	135,018.81
18 Feb 2021 21:50	AUD	GST	Confirmed		0.54	135,024.24
18 Feb 2021 21:50	AUD	Brokerage	Confirmed		39.28	135,024.79



Independent Reserve

The Cryptocurrency Exchange

Settled	Currency	Type	Status	Credit	Debit	Balance
18 Feb 2021 21:50	AUD	GST	Confirmed		3.93	135,064.07
18 Feb 2021 21:50	AUD	Brokerage	Confirmed		1.77	135,068.00
18 Feb 2021 21:50	AUD	GST	Confirmed		0.18	135,069.77
18 Feb 2021 21:50	AUD	Trade	Confirmed	67,125.34		135,069.95
18 Feb 2021 21:50	AUD	Trade	Confirmed	14,398.05		67,944.61
18 Feb 2021 21:50	AUD	Trade	Confirmed	1,992.83		53,546.56
18 Feb 2021 21:50	AUD	Trade	Confirmed	14,403.64		51,553.73
18 Feb 2021 21:50	AUD	Trade	Confirmed	648.71		37,150.09
18 Feb 2021 17:53	AUD	Brokerage	Confirmed		97.47	36,501.37
18 Feb 2021 17:53	AUD	GST	Confirmed		9.75	36,598.84
18 Feb 2021 17:53	AUD	Trade	Confirmed		33,505.00	36,608.59
18 Feb 2021 17:25	AUD	Brokerage	Confirmed		53.95	70,113.59
18 Feb 2021 17:25	AUD	GST	Confirmed		5.40	70,167.54
18 Feb 2021 17:25	AUD	Brokerage	Confirmed		0.07	70,172.94
18 Feb 2021 17:25	AUD	GST	Confirmed		0.01	70,173.00
18 Feb 2021 17:25	AUD	Brokerage	Confirmed		42.26	70,173.01
18 Feb 2021 17:25	AUD	GST	Confirmed		4.23	70,215.27

Independent Reserve Pty. Ltd.
ABN 46 164 257 069
Level 26, 44 Market Street, Sydney, 2000
New South Wales, Australia
Website: www.independentreserve.com



Independent Reserve

The Cryptocurrency Exchange

Settled	Currency	Type	Status	Credit	Debit	Balance
18 Feb 2021 17:25	AUD	Brokerage	Confirmed		0.07	70,219.50
18 Feb 2021 17:25	AUD	GST	Confirmed		0.01	70,219.56
18 Feb 2021 17:25	AUD	Brokerage	Confirmed		0.07	70,219.57
18 Feb 2021 17:25	AUD	GST	Confirmed		0.01	70,219.64
18 Feb 2021 17:25	AUD	Brokerage	Confirmed		0.07	70,219.64
18 Feb 2021 17:25	AUD	GST	Confirmed		0.01	70,219.71
18 Feb 2021 17:24	AUD	Trade	Confirmed	18,545.87		70,219.72
18 Feb 2021 17:24	AUD	Trade	Confirmed	23.22		51,673.85
18 Feb 2021 17:24	AUD	Trade	Confirmed	14,526.72		51,650.63
18 Feb 2021 17:24	AUD	Trade	Confirmed	23.22		37,123.92
18 Feb 2021 17:24	AUD	Trade	Confirmed	23.22		37,100.70
18 Feb 2021 17:24	AUD	Trade	Confirmed	23.23		37,077.48
18 Feb 2021 16:55	AUD	Brokerage	Confirmed		97.38	37,054.25
18 Feb 2021 16:55	AUD	GST	Confirmed		9.74	37,151.63
18 Feb 2021 16:54	AUD	Trade	Confirmed		33,475.00	37,161.37
17 Feb 2021 09:55	AUD	Deposit	Confirmed	25,000.00		70,636.37
17 Feb 2021 09:55	AUD	Deposit	Confirmed	25,000.00		45,636.37

Independent Reserve Pty. Ltd.
ABN 46 164 257 069
Level 26, 44 Market Street, Sydney, 2000
New South Wales, Australia
Website: www.independentreserve.com



Independent Reserve

The Cryptocurrency Exchange

Settled	Currency	Type	Status	Credit	Debit	Balance
10 Feb 2021 22:41	AUD	Brokerage	Confirmed		7.56	20,636.37
10 Feb 2021 22:41	AUD	GST	Confirmed		0.76	20,643.93
10 Feb 2021 22:41	AUD	Brokerage	Confirmed		11.22	20,644.69
10 Feb 2021 22:41	AUD	GST	Confirmed		1.12	20,655.91
10 Feb 2021 22:41	AUD	Brokerage	Confirmed		26.68	20,657.03
10 Feb 2021 22:41	AUD	GST	Confirmed		2.67	20,683.72
10 Feb 2021 22:41	AUD	Brokerage	Confirmed		34.45	20,686.39
10 Feb 2021 22:41	AUD	GST	Confirmed		3.45	20,720.84
10 Feb 2021 22:41	AUD	Trade	Confirmed		2,772.05	20,724.28
10 Feb 2021 22:41	AUD	Trade	Confirmed		4,115.76	23,496.33
10 Feb 2021 22:41	AUD	Trade	Confirmed		9,784.09	27,612.09
10 Feb 2021 22:41	AUD	Trade	Confirmed		12,631.82	37,396.18
9 Feb 2021 21:28	AUD	Brokerage	Confirmed		34.22	50,027.99
9 Feb 2021 21:28	AUD	GST	Confirmed		3.42	50,062.21
9 Feb 2021 21:28	AUD	Brokerage	Confirmed		11.68	50,065.64
9 Feb 2021 21:28	AUD	GST	Confirmed		1.17	50,077.32
9 Feb 2021 21:28	AUD	Brokerage	Confirmed		35.76	50,078.48

Independent Reserve Pty. Ltd.
ABN 46 164 257 069
Level 26, 44 Market Street, Sydney, 2000
New South Wales, Australia
Website: www.independentreserve.com



Independent Reserve

The Cryptocurrency Exchange

Settled	Currency	Type	Status	Credit	Debit	Balance
9 Feb 2021 21:28	AUD	GST	Confirmed		3.58	50,114.25
9 Feb 2021 21:27	AUD	Trade	Confirmed		12,548.25	50,117.82
9 Feb 2021 21:27	AUD	Trade	Confirmed		4,282.58	62,666.07
9 Feb 2021 21:27	AUD	Trade	Confirmed		13,112.44	66,948.65
9 Feb 2021 08:38	AUD	Brokerage	Confirmed		31.20	80,061.08
9 Feb 2021 08:38	AUD	GST	Confirmed		3.12	80,092.29
9 Feb 2021 08:38	AUD	Brokerage	Confirmed		29.51	80,095.41
9 Feb 2021 08:38	AUD	GST	Confirmed		2.95	80,124.91
9 Feb 2021 08:37	AUD	Trade	Confirmed	11,441.13		80,127.86
9 Feb 2021 08:37	AUD	Trade	Confirmed	10,818.51		68,686.74
9 Feb 2021 06:08	AUD	Brokerage	Confirmed		115.59	57,868.23
9 Feb 2021 06:08	AUD	GST	Confirmed		11.56	57,983.82
9 Feb 2021 06:08	AUD	Brokerage	Confirmed		37.11	57,995.38
9 Feb 2021 06:08	AUD	GST	Confirmed		3.71	58,032.49
9 Feb 2021 06:07	AUD	Trade	Confirmed	42,384.43		58,036.20
9 Feb 2021 06:07	AUD	Trade	Confirmed	13,606.79		15,651.77
6 Feb 2021 13:23	AUD	Brokerage	Confirmed		10.55	2,044.98

Independent Reserve Pty. Ltd.
ABN 46 164 257 069
Level 26, 44 Market Street, Sydney, 2000
New South Wales, Australia
Website: www.independentreserve.com

Settled	Currency	Type	Status	Credit	Debit	Balance
6 Feb 2021 13:23	AUD	GST	Confirmed		1.06	2,055.54
6 Feb 2021 13:23	AUD	Brokerage	Confirmed		1.95	2,056.59
6 Feb 2021 13:23	AUD	GST	Confirmed		0.19	2,058.54
6 Feb 2021 13:23	AUD	Brokerage	Confirmed		51.40	2,058.73
6 Feb 2021 13:23	AUD	GST	Confirmed		5.14	2,110.13
6 Feb 2021 13:23	AUD	Trade	Confirmed		3,626.79	2,115.27
6 Feb 2021 13:23	AUD	Trade	Confirmed		668.65	5,742.06
6 Feb 2021 13:23	AUD	Trade	Confirmed		17,667.41	6,410.71
4 Feb 2021 20:24	AUD	Brokerage	Confirmed		42.58	24,078.13
4 Feb 2021 20:24	AUD	GST	Confirmed		4.26	24,120.70
4 Feb 2021 20:24	AUD	Brokerage	Confirmed		28.38	24,124.96
4 Feb 2021 20:24	AUD	GST	Confirmed		2.84	24,153.34
4 Feb 2021 20:23	AUD	Trade	Confirmed		14,635.50	24,156.17
4 Feb 2021 20:23	AUD	Trade	Confirmed		9,754.29	38,791.67
3 Feb 2021 16:59	AUD	Brokerage	Confirmed		62.06	48,545.97
3 Feb 2021 16:59	AUD	GST	Confirmed		6.21	48,608.03
3 Feb 2021 16:59	AUD	Trade	Confirmed		21,333.58	48,614.23



Independent Reserve

The Cryptocurrency Exchange

Settled	Currency	Type	Status	Credit	Debit	Balance
3 Feb 2021 16:53	AUD	Brokerage	Confirmed		7.75	69,947.81
3 Feb 2021 16:53	AUD	GST	Confirmed		0.78	69,955.57
3 Feb 2021 16:52	AUD	Trade	Confirmed		2,665.42	69,956.34
2 Feb 2021 06:11	AUD	Withdrawal	Confirmed		100,000.00	72,621.76
29 Jan 2021 19:42	AUD	Brokerage	Confirmed		36.87	172,621.76
29 Jan 2021 19:42	AUD	GST	Confirmed		3.69	172,658.64
29 Jan 2021 19:42	AUD	Brokerage	Confirmed		36.07	172,662.32
29 Jan 2021 19:42	AUD	GST	Confirmed		3.61	172,698.40
29 Jan 2021 19:42	AUD	Brokerage	Confirmed		53.02	172,702.00
29 Jan 2021 19:42	AUD	GST	Confirmed		5.30	172,755.03
29 Jan 2021 19:42	AUD	Brokerage	Confirmed		31.51	172,760.33
29 Jan 2021 19:42	AUD	GST	Confirmed		3.15	172,791.84
29 Jan 2021 19:42	AUD	Trade	Confirmed	11,266.91		172,794.99
29 Jan 2021 19:42	AUD	Trade	Confirmed	11,021.56		161,528.08
29 Jan 2021 19:42	AUD	Trade	Confirmed	16,202.03		150,506.53
29 Jan 2021 19:42	AUD	Trade	Confirmed	9,627.86		134,304.50
29 Jan 2021 19:31	AUD	Brokerage	Confirmed		18.13	124,676.64

Independent Reserve Pty. Ltd.
ABN 46 164 257 069
Level 26, 44 Market Street, Sydney, 2000
New South Wales, Australia
Website: www.independentreserve.com

Settled	Currency	Type	Status	Credit	Debit	Balance
29 Jan 2021 19:31	AUD	GST	Confirmed		1.81	124,694.77
29 Jan 2021 19:31	AUD	Brokerage	Confirmed		35.34	124,696.59
29 Jan 2021 19:31	AUD	GST	Confirmed		3.53	124,731.93
29 Jan 2021 19:31	AUD	Brokerage	Confirmed		6.84	124,735.46
29 Jan 2021 19:31	AUD	GST	Confirmed		0.68	124,742.30
29 Jan 2021 19:31	AUD	Brokerage	Confirmed		31.77	124,742.98
29 Jan 2021 19:31	AUD	GST	Confirmed		3.18	124,774.75
29 Jan 2021 19:31	AUD	Brokerage	Confirmed		38.72	124,777.93
29 Jan 2021 19:31	AUD	GST	Confirmed		3.87	124,816.65
29 Jan 2021 19:31	AUD	Brokerage	Confirmed		27.09	124,820.52
29 Jan 2021 19:31	AUD	GST	Confirmed		2.71	124,847.61
29 Jan 2021 19:30	AUD	Trade	Confirmed	5,540.67		124,850.32
29 Jan 2021 19:30	AUD	Trade	Confirmed	10,798.68		119,309.65
29 Jan 2021 19:30	AUD	Trade	Confirmed	2,089.50		108,510.97
29 Jan 2021 19:30	AUD	Trade	Confirmed	9,706.76		106,421.47
29 Jan 2021 19:30	AUD	Trade	Confirmed	11,831.87		96,714.71
29 Jan 2021 19:30	AUD	Trade	Confirmed	8,277.44		84,882.84



Independent Reserve

The Cryptocurrency Exchange

Settled	Currency	Type	Status	Credit	Debit	Balance
23 Jan 2021 08:18	AUD	Brokerage	Confirmed		70.81	76,605.40
23 Jan 2021 08:18	AUD	GST	Confirmed		7.08	76,676.21
23 Jan 2021 08:18	AUD	Brokerage	Confirmed		36.66	76,683.29
23 Jan 2021 08:18	AUD	GST	Confirmed		3.67	76,719.95
23 Jan 2021 08:18	AUD	Brokerage	Confirmed		119.53	76,723.61
23 Jan 2021 08:18	AUD	GST	Confirmed		11.95	76,843.14
23 Jan 2021 08:18	AUD	Brokerage	Confirmed		36.65	76,855.10
23 Jan 2021 08:18	AUD	GST	Confirmed		3.66	76,891.74
23 Jan 2021 08:18	AUD	Brokerage	Confirmed		38.01	76,895.41
23 Jan 2021 08:18	AUD	GST	Confirmed		3.80	76,933.42
23 Jan 2021 08:17	AUD	Trade	Confirmed		20,497.86	76,937.22
23 Jan 2021 08:17	AUD	Trade	Confirmed		10,611.52	97,435.08
23 Jan 2021 08:17	AUD	Trade	Confirmed		34,600.86	108,046.60
23 Jan 2021 08:17	AUD	Trade	Confirmed		10,608.36	142,647.47
23 Jan 2021 08:17	AUD	Trade	Confirmed		11,002.92	153,255.82
21 Jan 2021 21:38	AUD	Brokerage	Confirmed		9.12	164,258.74
21 Jan 2021 21:38	AUD	GST	Confirmed		0.91	164,267.86

Independent Reserve Pty. Ltd.
ABN 46 164 257 069
Level 26, 44 Market Street, Sydney, 2000
New South Wales, Australia
Website: www.independentreserve.com



Independent Reserve

The Cryptocurrency Exchange

Settled	Currency	Type	Status	Credit	Debit	Balance
21 Jan 2021 21:38	AUD	Brokerage	Confirmed		38.90	164,268.77
21 Jan 2021 21:38	AUD	GST	Confirmed		3.89	164,307.68
21 Jan 2021 21:38	AUD	Brokerage	Confirmed		32.04	164,311.57
21 Jan 2021 21:38	AUD	GST	Confirmed		3.20	164,343.60
21 Jan 2021 21:38	AUD	Brokerage	Confirmed		240.26	164,346.81
21 Jan 2021 21:38	AUD	GST	Confirmed		24.03	164,587.07
21 Jan 2021 21:37	AUD	Trade	Confirmed	2,388.50		164,611.10
21 Jan 2021 21:37	AUD	Trade	Confirmed	10,189.32		162,222.60
21 Jan 2021 21:37	AUD	Trade	Confirmed	8,390.19		152,033.28
21 Jan 2021 21:37	AUD	Trade	Confirmed	62,926.46		143,643.08
21 Jan 2021 20:25	AUD	Brokerage	Confirmed		158.68	80,716.63
21 Jan 2021 20:25	AUD	GST	Confirmed		15.87	80,875.31
21 Jan 2021 20:24	AUD	Trade	Confirmed	41,560.00		80,891.18
12 Jan 2021 16:50	AUD	Brokerage	Confirmed		44.77	39,331.18
12 Jan 2021 16:50	AUD	GST	Confirmed		4.48	39,375.95
12 Jan 2021 16:50	AUD	Brokerage	Confirmed		294.38	39,380.43
12 Jan 2021 16:50	AUD	GST	Confirmed		29.44	39,674.81

Independent Reserve Pty. Ltd.
ABN 46 164 257 069
Level 26, 44 Market Street, Sydney, 2000
New South Wales, Australia
Website: www.independentreserve.com

Settled	Currency	Type	Status	Credit	Debit	Balance
12 Jan 2021 16:50	AUD	Brokerage	Confirmed		53.35	39,704.25
12 Jan 2021 16:50	AUD	GST	Confirmed		5.34	39,757.60
12 Jan 2021 16:50	AUD	Trade	Confirmed		10,706.48	39,762.94
12 Jan 2021 16:50	AUD	Trade	Confirmed		70,395.00	50,469.42
12 Jan 2021 16:50	AUD	Trade	Confirmed		12,758.52	120,864.42
12 Jan 2021 00:14	AUD	Brokerage	Confirmed		127.48	133,622.94
12 Jan 2021 00:14	AUD	GST	Confirmed		12.75	133,750.42
12 Jan 2021 00:14	AUD	Brokerage	Confirmed		40.92	133,763.16
12 Jan 2021 00:14	AUD	GST	Confirmed		4.09	133,804.09
12 Jan 2021 00:14	AUD	Trade	Confirmed	30,484.39		133,808.18
12 Jan 2021 00:14	AUD	Trade	Confirmed	9,786.14		103,323.79
11 Jan 2021 13:23	AUD	Brokerage	Confirmed		67.49	93,537.65
11 Jan 2021 13:23	AUD	GST	Confirmed		6.75	93,605.14
11 Jan 2021 13:23	AUD	Brokerage	Confirmed		22.76	93,611.89
11 Jan 2021 13:23	AUD	GST	Confirmed		2.28	93,634.65
11 Jan 2021 13:23	AUD	Brokerage	Confirmed		13.19	93,636.92
11 Jan 2021 13:23	AUD	GST	Confirmed		1.32	93,650.11



Independent Reserve

The Cryptocurrency Exchange

Settled	Currency	Type	Status	Credit	Debit	Balance
11 Jan 2021 13:23	AUD	Brokerage	Confirmed		310.57	93,651.43
11 Jan 2021 13:23	AUD	GST	Confirmed		31.06	93,962.00
11 Jan 2021 13:22	AUD	Trade	Confirmed	14,847.97		93,993.05
11 Jan 2021 13:22	AUD	Trade	Confirmed	5,006.43		79,145.08
11 Jan 2021 13:22	AUD	Trade	Confirmed	2,901.12		74,138.65
11 Jan 2021 13:22	AUD	Trade	Confirmed	68,325.00		71,237.53
26 Dec 2020 20:12	AUD	Brokerage	Confirmed		149.07	2,912.53
26 Dec 2020 20:12	AUD	GST	Confirmed		14.91	3,061.60
26 Dec 2020 20:11	AUD	Trade	Confirmed		32,795.00	3,076.51
24 Dec 2020 06:42	AUD	Deposit	Confirmed	25,000.00		35,871.51
23 Dec 2020 21:01	AUD	Brokerage	Confirmed		50.75	10,871.51
23 Dec 2020 21:01	AUD	GST	Confirmed		5.08	10,922.26
23 Dec 2020 21:01	AUD	Brokerage	Confirmed		51.97	10,927.34
23 Dec 2020 21:01	AUD	GST	Confirmed		5.20	10,979.31
23 Dec 2020 21:01	AUD	Brokerage	Confirmed		38.10	10,984.51
23 Dec 2020 21:01	AUD	GST	Confirmed		3.81	11,022.61
23 Dec 2020 21:00	AUD	Trade	Confirmed		11,165.93	11,026.42

Independent Reserve Pty. Ltd.
ABN 46 164 257 069
Level 26, 44 Market Street, Sydney, 2000
New South Wales, Australia
Website: www.independentreserve.com

Settled	Currency	Type	Status	Credit	Debit	Balance
23 Dec 2020 21:00	AUD	Trade	Confirmed		11,434.23	22,192.36
23 Dec 2020 21:00	AUD	Trade	Confirmed		8,382.48	33,626.58
23 Dec 2020 06:44	AUD	Deposit	Confirmed	20,000.00		42,009.06
23 Dec 2020 06:44	AUD	Deposit	Confirmed	20,000.00		22,009.06
21 Aug 2020 21:45	AUD	Brokerage	Confirmed		149.21	2,009.06
21 Aug 2020 21:45	AUD	GST	Confirmed		14.92	2,158.27
21 Aug 2020 21:45	AUD	Trade	Confirmed		32,826.80	2,173.20
21 Aug 2020 07:54	AUD	Deposit	Confirmed	10,000.00		35,000.00
20 Aug 2020 08:29	AUD	Deposit	Confirmed	25,000.00		25,000.00

Business Optimiser statement



003847

THE ACCOUNTANT
RICHARD FOWLER & LEI ZHANG ATF RICHINA
SUPERANNUATION FUND
2C COPPIN ST
MALVERN EAST VIC 3145

027

BSB number: 923 100

Business Optimiser number: 60249762

Statement number: 53

Statement from: 01/04/2021 to 30/06/2021



**Need to update
your details?**

You can update your address, phone number or email easily by giving us a call on 133 464 or log in at ing.com.au

Balance

Opening balance	Total money in	Total money out	Closing balance
\$142.29	\$0.01	\$-0.01	\$142.32

Transactions

Date	Details	Money out \$	Money in \$	Balance \$
28/04/2021	Withdrawal - Receipt 889711 To 123236200 183334	-0.01		142.28
28/04/2021	Reverse Withdrawal To 123236200 183334		0.01	142.29
30/04/2021	Interest Credit - Receipt 924998		0.01	142.30
31/05/2021	Interest Credit - Receipt 924982		0.01	142.31
30/06/2021	Interest Credit - Receipt 929879		0.01	142.32

Financial Year Summary

Standard Variable rate for the end of statement period: 0.10% p.a.

Total Interest Financial Year to Date: \$0.21

Total Interest for this statement: \$0.03

Tax File Number/ABN/Exemption Provided: Yes

Lauren - ING

Elm supporting-documents@ing.com.au

Ref. No. 395 3673

elm send 21/7/21

(updating Link Bank A/c)

Business Optimiser statement



003766

THE ACCOUNTANT
RICHARD FOWLER & LEI ZHANG ATF RICHINA
SUPERANNUATION FUND
2C COPPIN ST
MALVERN EAST VIC 3145

127

BSB number: 923 100

Business Optimiser number: 60249762

Statement number: 52

Statement from: 01/01/2021 to 31/03/2021

Need to update your details?

You can update your address, phone number or email easily by giving us a call on 133 464 or log in at ing.com.au



Balance

Opening balance	Total money in	Total money out	Closing balance
\$142.26	\$0.00	\$0.00	\$142.29

Transactions

Date	Details	Money out \$	Money in \$	Balance \$
31/01/2021	Interest Credit - Receipt 913004		0.01	142.27
28/02/2021	Interest Credit - Receipt 925946		0.01	142.28
31/03/2021	Interest Credit - Receipt 908827		0.01	142.29

Standard Variable rate for the end of statement period: 0.10% p.a.

Total Interest Financial Year to Date: \$0.18

Total Interest for this statement: \$0.03

Tax File Number/ABN/Exemption Provided: Yes

Please check all transactions carefully. If you believe there is an error or unauthorised transaction, or if you have any queries, please call us as soon as possible on 133 464.

Business Optimiser statement



004159

THE ACCOUNTANT
RICHARD FOWLER & LEI ZHANG ATF RICHINA
SUPERANNUATION FUND
2C COPPIN ST
MALVERN EAST VIC 3145

127

BSB number: 923 100


Business Optimiser number: 60249762

Statement number: 51

Statement from: 01/10/2020 to 31/12/2020

Need to update your details?

You can update your address, phone number or email easily by giving us a call on 133 464 or log in at ing.com.au



Balance

Opening balance	Total money in	Total money out	Closing balance
\$142.20	\$0.00	\$0.00	\$142.26

Transactions

Date	Details	Money out \$	Money in \$	Balance \$
31/10/2020	Interest Credit - Receipt 924974		0.03	142.23
11/11/2020	Int. Rate Changed To .10% p.a.			
30/11/2020	Interest Credit - Receipt 914453		0.02	142.25
31/12/2020	Interest Credit - Receipt 924985		0.01	142.26

Standard Variable rate for the end of statement period: 0.10% p.a.

Total Interest Financial Year to Date: \$0.15

Total Interest for this statement: \$0.06

Tax File Number/ABN/Exemption Provided: Yes

Please check all transactions carefully. If you believe there is an error or unauthorised transaction, or if you have any queries, please call us as soon as possible on 133 464.

Business Optimiser statement



004673

THE ACCOUNTANT
RICHARD FOWLER & LEI ZHANG ATF RICHINA
SUPERANNUATION FUND
2C COPPIN ST
MALVERN EAST VIC 3145

127

BSB number: 923 100


Business Optimiser number: 60249762

Statement number: 50

Statement from: 01/07/2020 to 30/09/2020

Need to update your details?

You can update your address, phone number or email easily by giving us a call on 133 464 or log in at ing.com.au



Balance

Opening balance	Total money in	Total money out	Closing balance
\$142.11	\$0.00	\$0.00	\$142.20

Transactions

Date	Details	Money out \$	Money in \$	Balance \$
31/07/2020	Interest Credit - Receipt 907995		0.03	142.14
31/08/2020	Interest Credit - Receipt 925020		0.03	142.17
30/09/2020	Interest Credit - Receipt 913172		0.03	142.20

Standard Variable rate for the end of statement period: 0.25% p.a.

Total Interest Financial Year to Date: \$0.09

Total Interest for this statement: \$0.09

Tax File Number/ABN/Exemption Provided: Yes

Please check all transactions carefully. If you believe there is an error or unauthorised transaction, or if you have any queries, please call us as soon as possible on 133 464.

62550 - Reinvestment Residual Account

2021 Financial Year

Preparer Aira Cutiongco

Reviewer Steven Lee

Status Completed

Account Code	Description	CY Balance	LY Balance	Change
WBC.AX	Westpac Banking Corporation	\$25.88	\$25.88	0%
TOTAL		CY Balance	LY Balance	
		\$25.88	\$25.88	

Supporting Documents

- General Ledger [Report](#)

Standard Checklist

- Attach all source documentation
- Ensure all Transactions have been entered

RICHINA SUPERANNUATION FUND

General Ledger

As at 30 June 2021

Transaction Date	Description	Units	Debit	Credit	Balance \$
Reinvestment Residual Account (62550)					
<u>Westpac Banking Corporation (WBC.AX)</u>					
01/07/2020	Opening Balance				25.88 DR
					25.88 DR
<hr/>					
Total Debits:	0.00				
Total Credits:	0.00				

68000 - Sundry Debtors

2021 Financial Year

Preparer Aira Cutiongco

Reviewer Steven Lee

Status Completed

Account Code	Description	CY Balance	LY Balance	Change
68000	Sundry Debtors		\$1.92	100%
TOTAL		CY Balance	LY Balance	
			\$1.92	

Supporting Documents

- General Ledger [Report](#)

Standard Checklist

- Match to Source Documentation

RICHINA SUPERANNUATION FUND

General Ledger

As at 30 June 2021

Transaction Date	Description	Units	Debit	Credit	Balance \$
Sundry Debtors (68000)					
<u>Sundry Debtors (68000)</u>					
01/07/2020	Opening Balance				1.92 DR
30/06/2021	Write off Sundry Debtor			1.92	0.00 DR
				1.92	0.00 DR

Total Debits: 0.00

Total Credits: 1.92

70040 - Cryptocurrency

2021 Financial Year

Preparer Aira Cutiongco

Reviewer Steven Lee

Status Completed

Account Code	Description	CY Units	CY Balance	LY Units	LY Balance	Change
BTC.COIN2	Bitcoin	1.000000	\$46,220.02			100%
ETH.COIN1	Ethereum	10.000000	\$28,436.86			100%
TOTAL		CY Units	CY Balance	LY Units	LY Balance	
		11.000000	\$74,656.88			

Supporting Documents

- Investment Movement Report [Report](#)
- 20210630-holdings-report.pdf

Standard Checklist

- Attach Investment Movement Report
- Ensure that cryptocurrency has not been acquired from a related party
- Ensure that investments in cryptocurrency are allowed under the Trust Deed
- Ensure the 30 June closing value is correct
- Ensure the Fund's Investment Strategy allows the investment
- Ensure the Investment is held in the name of the Trustee/Fund
- Ensure the Investment is not breaching the Sole Purpose Test

RICHINA SUPERANNUATION FUND

Investment Movement Report

As at 30 June 2021

Investment	Opening Balance		Additions		Disposals			Closing Balance		
	Units	Cost	Units	Cost	Units	Cost	Accounting Profit/(Loss)	Units	Cost	Market Value
Bank Accounts										
ANZ Bank Account ***252		981.93		367,577.10		(311,550.00)			57,009.03	57,009.03
ANZ Bank Account ***677		22,267.02		1,059,268.16		(1,077,537.56)			3,997.62	3,997.62
Independent Reserve Cash AUD				1,066,540.19		(1,063,799.77)			2,740.42	2,740.42
ING Optimiser Account ***762		142.11		0.22		(0.01)			142.32	142.32
		23,391.06		2,493,385.67		(2,452,887.34)			63,889.39	63,889.39
Cryptocurrency										
BTC.COIN2 - Bitcoin			16.30	799,241.37	(15.30)	(749,538.86)	25,061.82	1.00	49,702.51	46,220.02
ETH.COIN1 - Ethereum			30.00	114,558.40	(20.00)	(71,868.64)	(24,929.15)	10.00	42,689.76	28,436.86
				913,799.77		(821,407.50)	132.67		92,392.27	74,656.88
Shares in Listed Companies (Australian)										
APT.AX - Afterpay Limited			500.00	40,030.55	(500.00)	(40,030.55)	3,054.01		0.00	
AGL.AX - AGL Energy Limited.			500.00	7,704.95	(500.00)	(7,704.95)	25.10		0.00	
AMN.AX - Agrimin Limited			20,000.00	13,887.82	(20,000.00)	(13,887.82)	(4,263.67)		0.00	

RICHINA SUPERANNUATION FUND
Investment Movement Report

As at 30 June 2021

Investment	Opening Balance		Additions		Disposals			Closing Balance		
	Units	Cost	Units	Cost	Units	Cost	Accounting Profit/(Loss)	Units	Cost	Market Value
ASX.AX - ASX Limited	100.00	7,455.54			(100.00)	(7,455.54)	538.51		0.00	
ANZ.AX - Australia And New Zealand Banking Group Limited	300.00	4,853.90			(300.00)	(4,853.90)	703.15		0.00	
AVH.AX - Avita Medical Inc.	500.00	3,839.90			(500.00)	(3,839.90)	(399.85)		0.00	
BSL.AX - Bluescope Steel Limited			9,000.00	97,126.72	(9,000.00)	(97,126.72)	236.06		0.00	
BRN.AX - Brainchip Holdings Ltd			10,000.00	3,819.95	(10,000.00)	(3,819.95)	460.10		0.00	
CCE.AX - Carnegie Clean Energy Limited	750,000.00	7,759.85	9,250,000.00	57,956.55				10,000,000.00	65,716.40	20,000.00
CGF.AX - Challenger Limited	1,500.00	6,560.07	1,000.00	3,679.95	(2,500.00)	(10,240.02)	230.08		0.00	
CBA.AXW - Commonwealth Bank Of Australia.	100.00	6,056.90			(100.00)	(6,056.90)	848.15		0.00	
CSL.AX - CSL Limited	350.00	60,089.84	50.00	13,965.90				400.00	74,055.74	114,076.00
DOU.AX - Douough Limited			700,000.00	196,966.44	(700,000.00)	(196,966.44)	23,089.72		0.00	
EMV.AX - Emvision Medical Devices Ltd			10,000.00	30,841.62	(10,000.00)	(30,841.62)	(1,221.58)		0.00	
FMG.AX - Fortescue Metals Group Ltd			6,500.00	97,282.45	(6,500.00)	(97,282.45)	480.74		0.00	

RICHINA SUPERANNUATION FUND
Investment Movement Report

As at 30 June 2021

Investment	Opening Balance		Additions		Disposals			Closing Balance		
	Units	Cost	Units	Cost	Units	Cost	Accounting Profit/(Loss)	Units	Cost	Market Value
ISX.AX - Isignthis Ltd	15,000.00	10,894.95						15,000.00	10,894.95	16,050.00
LMC.AX - Lemarne Corporation Limited	6,000.00	3,546.00			(6,000.00)	(3,546.00)	(3,546.00)		0.00	
LNK.AX - Link Administration Holdings Limited	2,000.00	7,104.85			(2,000.00)	(7,104.85)	1,005.25		0.00	
MQG.AX - Macquarie Group Limited	200.00	21,199.80						200.00	21,199.80	31,286.00
MQGPB.AX - Macquarie Group Limited			200.00	20,402.42	(200.00)	(20,402.42)	(402.42)		0.00	
MQGPE.AX - Macquarie Group Limited			200.00	20,000.00	(200.00)	(20,000.00)	(47.67)		0.00	
MQGPC.AX - Macquarie Group Limited (Capital Notes 3)	200.00	20,666.40			(200.00)	(20,666.40)	230.59		0.00	
MP1.AX - Megaport Limited			1,700.00	26,690.97	(1,700.00)	(26,690.97)	(1,859.73)		0.00	
NAB.AX - National Australia Bank Limited	276.00	4,098.35	6.00	113.40				282.00	4,211.75	7,394.04
NCM.AX - Newcrest Mining Limited			500.00	17,446.85	(500.00)	(17,446.85)	(1,581.80)		0.00	
NXL.AX - Nuix Limited			1,000.00	5,444.95	(1,000.00)	(5,444.95)	(1,146.20)		0.00	
OPT.AX - Opthea Limited	2,000.00	5,479.95			(2,000.00)	(5,479.95)	0.10		0.00	

RICHINA SUPERANNUATION FUND
Investment Movement Report

As at 30 June 2021

Investment	Opening Balance		Additions		Disposals			Closing Balance		
	Units	Cost	Units	Cost	Units	Cost	Accounting Profit/(Loss)	Units	Cost	Market Value
ORG.AXW - Origin Energy Limited	1,000.00	4,989.95	1,000.00	4,244.90	(2,000.00)	(9,234.85)	366.25			0.00
OVN.AX - Oventus Medical Limited	30,000.00	9,489.90			(30,000.00)	(9,489.90)	(5,623.01)			0.00
PNV.AX - Polynovo Limited	3,000.00	4,399.95			(3,000.00)	(4,399.95)	2,180.10			0.00
RIO.AX - RIO Tinto Limited	200.00	12,654.00			(200.00)	(12,654.00)	8,238.14			0.00
STO.AXW - Santos Limited	3,000.00	11,114.65			(3,000.00)	(11,114.65)	4,880.45			0.00
SEK.AX - Seek Limited	400.00	6,853.85	100.00	1,978.95	(500.00)	(8,832.80)	757.25			0.00
SZL.AX - Sezzle Inc.			3,500.00	30,449.75	(3,500.00)	(30,449.75)	(1,049.65)			0.00
SUL.AX - Super Retail Group Limited	11,000.00	92,942.12			(11,000.00)	(92,942.12)	(111.95)			0.00
SM1.AX - Synlait Milk Limited	1,000.00	4,659.90			(1,000.00)	(4,659.90)	1,280.15			0.00
TLS.AX - Telstra Corporation Limited.	1,000.00	2,929.95			(1,000.00)	(2,929.95)	435.10			0.00
DXN.AX - The Data Exchange Network Limited			400,000.00	13,039.90	(400,000.00)	(13,039.90)	(7,662.60)			0.00
TYR.AX - Tyro Payments Limited	2,000.00	5,519.95			(2,000.00)	(5,519.95)	780.10			0.00

RICHINA SUPERANNUATION FUND

Investment Movement Report

As at 30 June 2021

Investment	Opening Balance		Additions		Disposals			Closing Balance		
	Units	Cost	Units	Cost	Units	Cost	Accounting Profit/(Loss)	Units	Cost	Market Value
VOC.AX - Vocus Group Limited	1,500.00	3,894.90			(1,500.00)	(3,894.90)	480.15		0.00	
WEB.AX - Webjet Limited	2,000.00	6,239.85	1,000.00	2,889.95	(3,000.00)	(9,129.80)	1,110.25		0.00	
WBC.AX - Westpac Banking Corporation	200.00	3,135.95	300.00	7,536.90	(500.00)	(10,672.85)	702.25		0.00	
WZR.AX - Wisr Limited	200,000.00	44,818.26	100,000.00	26,009.85	(200,000.00)	(44,818.26)	631.69	100,000.00	26,009.85	26,000.00
WPL.AX - Woodside Petroleum Ltd	900.00	15,123.43	100.00	1,917.95	(1,000.00)	(17,041.38)	(231.33)		0.00	
XRO.AX - Xero Limited	200.00	7,278.00	300.00	30,014.37				500.00	37,292.37	68,550.00
XTE.AX - Xtek Limited.	10,000.00	5,969.95			(10,000.00)	(5,969.95)	876.10		0.00	
ZEL.AX - Z Energy Limited.	2,000.00	5,359.90			(2,000.00)	(5,359.90)	(479.85)		0.00	
		416,980.76		771,444.01		(949,043.91)	23,992.23		239,380.86	283,356.04

Shares in Listed Companies (Overseas)

ADBE.NDQ5 - Adobe Inc			14.00	9,229.94	(14.00)	(9,229.94)	(304.79)		0.00	
AMZN.NDQ12 - Amazon.com Inc.			3.00	12,029.21				3.00	12,029.21	13,727.69
AAPL.NDQ17 - Apple Inc			56.00	9,762.83				56.00	9,762.83	10,201.86

RICHINA SUPERANNUATION FUND
Investment Movement Report

As at 30 June 2021

Investment	Opening Balance		Additions		Disposals			Closing Balance		
	Units	Cost	Units	Cost	Units	Cost	Accounting Profit/(Loss)	Units	Cost	Market Value
BYND.NDQ3 - Beyond Meat Inc	44.00	9,524.36			(44.00)	(9,524.36)	1,979.57		0.00	
CSIQ.NDQ - Canadian Solar Inc			130.00	10,267.46				130.00	10,267.46	7,753.66
FSLY.NYE1 - Fastly Inc - Ordinary Shares - Class A			73.00	9,702.54	(73.00)	(9,702.54)	(528.97)		0.00	
FSR.NYE - Fisker Inc - Ordinary Shares - Class A			500.00	9,124.65				500.00	9,124.65	12,822.55
GE.NYE1 - General Electric Co.			875.00	9,815.43				875.00	9,815.43	15,665.74
GM.NYE01 - General Motors Company			160.00	11,599.15				160.00	11,599.15	12,592.70
MSFT.NDQ01 - MICROSOFT CORP			34.00	9,595.00				34.00	9,595.00	12,251.40
NVDA.NDQ11 - NVIDIA Corp			27.00	18,873.60				27.00	18,873.60	28,734.64
TALO.NYE - Talos Energy Inc			854.00	9,699.64				854.00	9,699.64	17,766.10
TSLA.NDQ5 - Tesla Inc	8.00	8,852.72	32.00		(20.00)	(4,426.36)	17,592.31	20.00	4,426.36	18,081.94
VALE.NYE - Vale S.A. - ADR			377.00	9,765.05				377.00	9,765.05	11,438.37
	18,377.08	129,464.50				(32,883.20)	18,738.12		114,958.38	161,036.65
	458,748.90	4,308,093.95				(4,256,221.95)	42,863.02		510,620.90	582,938.96





Holdings Report

Statement Date: **26 Jun 2022**
Account Name: **Richina Superannuation Fund**
Account Address: **2C Coppin Street, Malvern East, Victoria 3145, Australia**

Account Balances as at 30 Jun 2021

Currency	Amount	Value (AUD)
AUD	2,740.42262907	2,740.42
BTC	1.00000000	46,070.97
ETH	10.000000000000000000	28,396.50
Total		77,207.89

Account balance as end of the day. AUD Value is calculated based on the last trade for the day and best available FX rates.

77600 - Shares in Listed Companies (Australian)

2021 Financial Year

Preparer Aira Cutiongco

Reviewer Steven Lee

Status Completed

Account Code	Description	CY Units	CY Balance	LY Units	LY Balance	Change
AGL.AX	AGL Energy Limited	0.000000				0%
AMN.AX	Agrimin Limited	0.000000				0%
ANZ.AX	Australia And New Zealand Banking Group Limited	0.000000		300.000000	\$5,592.00	100%
APT.AX	Afterpay Limited	0.000000		0.000000		0%
ASX.AX	ASX Limited	0.000000		100.000000	\$8,538.00	100%
AVH.AX	Avita Medical Inc.	0.000000		500.000000	\$4,500.00	100%
BRN.AX	Brainchip Holdings Ltd	0.000000				0%
BSL.AX	Bluescope Steel Limited	0.000000		0.000000		0%
CBA.AXW	Commonwealth Bank Of Australia.	0.000000		100.000000	\$6,942.00	100%
CCE.AX	Carnegie Clean Energy Limited	10000000.000000	\$20,000.00	750000.000000	\$750.00	2566.67%
CGF.AX	Challenger Limited	0.000000		1500.000000	\$6,615.00	100%
CSL.AX	CSL Limited	400.000000	\$114,076.00	350.000000	\$100,450.00	13.56%
DOU.AX	Dough Limited	0.000000				0%

Account Code	Description	CY Units	CY Balance	LY Units	LY Balance	Change
DXN.AX	The Data Exchange Network Limited	0.000000				0%
EMV.AX	Emvision Medical Devices Ltd	0.000000				0%
FMG.AX	Fortescue Metals Group Ltd	0.000000		0.000000		0%
ISX.AX	Isignthis Ltd	15000.000000	\$16,050.00	15000.000000	\$16,050.00	0%
LMC.AX	Lemarne Corporation Limited	0.000000		6000.000000		0%
LNK.AX	Link Administration Holdings Limited	0.000000		2000.000000	\$8,200.00	100%
MP1.AX	Megaport Limited	0.000000				0%
MQG.AX	Macquarie Group Limited	200.000000	\$31,286.00	200.000000	\$23,720.00	31.9%
MQGPB.AX	Macquarie Group Limited	0.000000				0%
MQGPC.AX	Macquarie Group Limited (Capital Notes 3)	0.000000		200.000000	\$20,336.00	100%
MQGPE.AX	Macquarie Group Limited	0.000000				0%
NAB.AX	National Australia Bank Limited	282.000000	\$7,394.04	276.000000	\$5,028.72	47.04%
NCM.AX	Newcrest Mining Limited	0.000000		0.000000		0%
NXL.AX	Nuix Limited	0.000000				0%

Account Code	Description	CY Units	CY Balance	LY Units	LY Balance	Change
OPT.AX	Opthea Limited	0.000000		2000.000000	\$4,720.00	100%
ORG.AXW	Origin Energy Limited	0.000000		1000.000000	\$5,840.00	100%
OVN.AX	Oventus Medical Limited	0.000000		30000.000000	\$8,550.00	100%
PNV.AX	Polynovo Limited	0.000000		3000.000000	\$7,620.00	100%
RIO.AX	RIO Tinto Limited	0.000000		200.000000	\$19,592.00	100%
SEK.AX	Seek Limited	0.000000		400.000000	\$8,756.00	100%
SM1.AX	Synlait Milk Limited	0.000000		1000.000000	\$6,630.00	100%
STO.AXW	Santos Limited	0.000000		3000.000000	\$15,900.00	100%
SUL.AX	Super Retail Group Limited	0.000000		11000.000000	\$88,550.00	100%
SZL.AX	Sezzle Inc.	0.000000				0%
TLS.AX	Telstra Corporation Limited.	0.000000		1000.000000	\$3,130.00	100%
TYR.AX	Tyro Payments Limited	0.000000		2000.000000	\$7,000.00	100%
VOC.AX	Vocus Group Limited	0.000000		1500.000000	\$4,425.00	100%
WBC.AX	Westpac Banking Corporation	0.000000		200.000000	\$3,590.00	100%
WEB.AX	Webjet Limited	0.000000		2000.000000	\$6,640.00	100%
WPL.AX	Woodside Petroleum Ltd	0.000000		900.000000	\$19,485.00	100%
WZR.AX	Wisr Limited	100000.000000	\$26,000.00	200000.000000	\$43,000.00	(39.53)%

Account Code	Description	CY Units	CY Balance	LY Units	LY Balance	Change
XRO.AX	Xero Limited	500.000000	\$68,550.00	200.000000	\$18,022.00	280.37%
XTE.AX	Xtek Limited.	0.000000		10000.000000	\$7,100.00	100%
ZEL.AX	Z Energy Limited.	0.000000		2000.000000	\$5,060.00	100%
TOTAL		CY Units	CY Balance	LY Units	LY Balance	
		10116382.000000	\$283,356.04	1047926.000000	\$490,331.72	

Supporting Documents

- Balance Review Report [Report](#)
- Investment Movement Report [Report](#)
- Etrade - Trading account statement EOFY.pdf

Standard Checklist

- Attach Balance Review Report
- Attach copies of HIN/SRN or Chess Statements, Broker Statements, Contract Notes Corporate Action documentation and any other relevant Source Documentation
- Attach Investment Movement Report
- Ensure all Investments are valued correctly at June 30
- Ensure the investment is in accordance with the Fund's investment strategy

RICHINA SUPERANNUATION FUND
Balance Review Report

As at 30 June 2021

Investment Code	Investment Name	Holding Reference	Third Party Data			BGL Ledger	Variance
			Data Feed Provider	Balance Date	Balance Amount	Balance	
60400	Bank Accounts						
ANZ299519252	ANZ Bank Account ***252					57,009.03	
ANZ208454677	ANZ Bank Account ***677					3,997.62	
IndpReserveAU	Independent Reserve Cash AUD					2,740.42	
ING60249762	ING Optimiser Account ***762					142.32	
70040	Cryptocurrency						
BTC.COIN	Bitcoin				Setup	1.0000	1.0000
ETH.COIN	Ethereum				Setup	10.0000	10.0000
77600	Shares in Listed Companies (Australian)						
CCE.AX	Carnegie Clean Energy Limited				Verify	10,000,000.0000	10,000,000.0000
CSL.AX	CSL Limited				Setup	400.0000	400.0000
ISX.AX	Isignthis Ltd				Setup	15,000.0000	15,000.0000
MQG.AX	Macquarie Group Limited				Setup	200.0000	200.0000
NAB.AX	National Australia Bank Limited				Setup	282.0000	282.0000
WZR.AX	Wisr Limited				Setup	100,000.0000	100,000.0000
XRO.AX	Xero Limited				Setup	500.0000	500.0000
77700	Shares in Listed Companies (Overseas)						
AMZN.NDQ	Amazon.com Inc.					3.0000	
AAPL.NDQ	Apple Inc					56.0000	
CSIQ.NDQ	Canadian Solar Inc					130.0000	

RICHINA SUPERANNUATION FUND
Balance Review Report

As at 30 June 2021

Investment Code	Investment Name	Holding Reference	Third Party Data			BGL Ledger	Variance
			Data Feed Provider	Balance Date	Balance Amount	Balance	
FSR.NYE	Fisker Inc - Ordinary Shares - Class A					500.0000	
GE.NYE	General Electric Co.					875.0000	
GM.NYE	General Motors Company					160.0000	
MSFT.NDQ	MICROSOFT CORP					34.0000	
NVDA.NDQ	NVIDIA Corp					27.0000	
TALO.NYE	Talos Energy Inc					854.0000	
TSLA.NDQ	Tesla Inc					20.0000	
VALE.NYE	Vale S.A. - ADR					377.0000	

RICHINA SUPERANNUATION FUND

Investment Movement Report

As at 30 June 2021

Investment	Opening Balance		Additions		Disposals			Closing Balance		
	Units	Cost	Units	Cost	Units	Cost	Accounting Profit/(Loss)	Units	Cost	Market Value
Bank Accounts										
ANZ Bank Account ***252		981.93		367,577.10		(311,550.00)			57,009.03	57,009.03
ANZ Bank Account ***677		22,267.02		1,059,268.16		(1,077,537.56)			3,997.62	3,997.62
Independent Reserve Cash AUD				1,066,540.19		(1,063,799.77)			2,740.42	2,740.42
ING Optimiser Account ***762		142.11		0.22		(0.01)			142.32	142.32
		23,391.06		2,493,385.67		(2,452,887.34)			63,889.39	63,889.39
Cryptocurrency										
BTC.COIN2 - Bitcoin			16.30	799,241.37	(15.30)	(749,538.86)	25,061.82	1.00	49,702.51	46,220.02
ETH.COIN1 - Ethereum			30.00	114,558.40	(20.00)	(71,868.64)	(24,929.15)	10.00	42,689.76	28,436.86
				913,799.77		(821,407.50)	132.67		92,392.27	74,656.88
Shares in Listed Companies (Australian)										
APT.AX - Afterpay Limited			500.00	40,030.55	(500.00)	(40,030.55)	3,054.01		0.00	
AGL.AX - AGL Energy Limited.			500.00	7,704.95	(500.00)	(7,704.95)	25.10		0.00	
AMN.AX - Agrimin Limited			20,000.00	13,887.82	(20,000.00)	(13,887.82)	(4,263.67)		0.00	

RICHINA SUPERANNUATION FUND
Investment Movement Report

As at 30 June 2021

Investment	Opening Balance		Additions		Disposals			Closing Balance		
	Units	Cost	Units	Cost	Units	Cost	Accounting Profit/(Loss)	Units	Cost	Market Value
ASX.AX - ASX Limited	100.00	7,455.54			(100.00)	(7,455.54)	538.51		0.00	
ANZ.AX - Australia And New Zealand Banking Group Limited	300.00	4,853.90			(300.00)	(4,853.90)	703.15		0.00	
AVH.AX - Avita Medical Inc.	500.00	3,839.90			(500.00)	(3,839.90)	(399.85)		0.00	
BSL.AX - Bluescope Steel Limited			9,000.00	97,126.72	(9,000.00)	(97,126.72)	236.06		0.00	
BRN.AX - Brainchip Holdings Ltd			10,000.00	3,819.95	(10,000.00)	(3,819.95)	460.10		0.00	
CCE.AX - Carnegie Clean Energy Limited	750,000.00	7,759.85	9,250,000.00	57,956.55				10,000,000.00	65,716.40	20,000.00
CGF.AX - Challenger Limited	1,500.00	6,560.07	1,000.00	3,679.95	(2,500.00)	(10,240.02)	230.08		0.00	
CBA.AXW - Commonwealth Bank Of Australia.	100.00	6,056.90			(100.00)	(6,056.90)	848.15		0.00	
CSL.AX - CSL Limited	350.00	60,089.84	50.00	13,965.90				400.00	74,055.74	114,076.00
DOU.AX - Douough Limited			700,000.00	196,966.44	(700,000.00)	(196,966.44)	23,089.72		0.00	
EMV.AX - Emvision Medical Devices Ltd			10,000.00	30,841.62	(10,000.00)	(30,841.62)	(1,221.58)		0.00	
FMG.AX - Fortescue Metals Group Ltd			6,500.00	97,282.45	(6,500.00)	(97,282.45)	480.74		0.00	

RICHINA SUPERANNUATION FUND
Investment Movement Report

As at 30 June 2021

Investment	Opening Balance		Additions		Disposals			Closing Balance		
	Units	Cost	Units	Cost	Units	Cost	Accounting Profit/(Loss)	Units	Cost	Market Value
ISX.AX - Isignthis Ltd	15,000.00	10,894.95						15,000.00	10,894.95	16,050.00
LMC.AX - Lemarne Corporation Limited	6,000.00	3,546.00			(6,000.00)	(3,546.00)	(3,546.00)		0.00	
LNK.AX - Link Administration Holdings Limited	2,000.00	7,104.85			(2,000.00)	(7,104.85)	1,005.25		0.00	
MQG.AX - Macquarie Group Limited	200.00	21,199.80						200.00	21,199.80	31,286.00
MQGPB.AX - Macquarie Group Limited			200.00	20,402.42	(200.00)	(20,402.42)	(402.42)		0.00	
MQGPE.AX - Macquarie Group Limited			200.00	20,000.00	(200.00)	(20,000.00)	(47.67)		0.00	
MQGPC.AX - Macquarie Group Limited (Capital Notes 3)	200.00	20,666.40			(200.00)	(20,666.40)	230.59		0.00	
MP1.AX - Megaport Limited			1,700.00	26,690.97	(1,700.00)	(26,690.97)	(1,859.73)		0.00	
NAB.AX - National Australia Bank Limited	276.00	4,098.35	6.00	113.40				282.00	4,211.75	7,394.04
NCM.AX - Newcrest Mining Limited			500.00	17,446.85	(500.00)	(17,446.85)	(1,581.80)		0.00	
NXL.AX - Nuix Limited			1,000.00	5,444.95	(1,000.00)	(5,444.95)	(1,146.20)		0.00	
OPT.AX - Opthea Limited	2,000.00	5,479.95			(2,000.00)	(5,479.95)	0.10		0.00	

RICHINA SUPERANNUATION FUND
Investment Movement Report

As at 30 June 2021

Investment	Opening Balance		Additions		Disposals			Closing Balance		
	Units	Cost	Units	Cost	Units	Cost	Accounting Profit/(Loss)	Units	Cost	Market Value
ORG.AXW - Origin Energy Limited	1,000.00	4,989.95	1,000.00	4,244.90	(2,000.00)	(9,234.85)	366.25			0.00
OVN.AX - Oventus Medical Limited	30,000.00	9,489.90			(30,000.00)	(9,489.90)	(5,623.01)			0.00
PNV.AX - Polynovo Limited	3,000.00	4,399.95			(3,000.00)	(4,399.95)	2,180.10			0.00
RIO.AX - RIO Tinto Limited	200.00	12,654.00			(200.00)	(12,654.00)	8,238.14			0.00
STO.AXW - Santos Limited	3,000.00	11,114.65			(3,000.00)	(11,114.65)	4,880.45			0.00
SEK.AX - Seek Limited	400.00	6,853.85	100.00	1,978.95	(500.00)	(8,832.80)	757.25			0.00
SZL.AX - Sezzle Inc.			3,500.00	30,449.75	(3,500.00)	(30,449.75)	(1,049.65)			0.00
SUL.AX - Super Retail Group Limited	11,000.00	92,942.12			(11,000.00)	(92,942.12)	(111.95)			0.00
SM1.AX - Synlait Milk Limited	1,000.00	4,659.90			(1,000.00)	(4,659.90)	1,280.15			0.00
TLS.AX - Telstra Corporation Limited.	1,000.00	2,929.95			(1,000.00)	(2,929.95)	435.10			0.00
DXN.AX - The Data Exchange Network Limited			400,000.00	13,039.90	(400,000.00)	(13,039.90)	(7,662.60)			0.00
TYR.AX - Tyro Payments Limited	2,000.00	5,519.95			(2,000.00)	(5,519.95)	780.10			0.00

RICHINA SUPERANNUATION FUND

Investment Movement Report

As at 30 June 2021

Investment	Opening Balance		Additions		Disposals			Closing Balance		
	Units	Cost	Units	Cost	Units	Cost	Accounting Profit/(Loss)	Units	Cost	Market Value
VOC.AX - Vocus Group Limited	1,500.00	3,894.90			(1,500.00)	(3,894.90)	480.15		0.00	
WEB.AX - Webjet Limited	2,000.00	6,239.85	1,000.00	2,889.95	(3,000.00)	(9,129.80)	1,110.25		0.00	
WBC.AX - Westpac Banking Corporation	200.00	3,135.95	300.00	7,536.90	(500.00)	(10,672.85)	702.25		0.00	
WZR.AX - Wisr Limited	200,000.00	44,818.26	100,000.00	26,009.85	(200,000.00)	(44,818.26)	631.69	100,000.00	26,009.85	26,000.00
WPL.AX - Woodside Petroleum Ltd	900.00	15,123.43	100.00	1,917.95	(1,000.00)	(17,041.38)	(231.33)		0.00	
XRO.AX - Xero Limited	200.00	7,278.00	300.00	30,014.37				500.00	37,292.37	68,550.00
XTE.AX - Xtek Limited.	10,000.00	5,969.95			(10,000.00)	(5,969.95)	876.10		0.00	
ZEL.AX - Z Energy Limited.	2,000.00	5,359.90			(2,000.00)	(5,359.90)	(479.85)		0.00	
		416,980.76		771,444.01		(949,043.91)	23,992.23		239,380.86	283,356.04

Shares in Listed Companies (Overseas)

ADBE.NDQ5 - Adobe Inc			14.00	9,229.94	(14.00)	(9,229.94)	(304.79)		0.00	
AMZN.NDQ12 - Amazon.com Inc.			3.00	12,029.21				3.00	12,029.21	13,727.69
AAPL.NDQ17 - Apple Inc			56.00	9,762.83				56.00	9,762.83	10,201.86

RICHINA SUPERANNUATION FUND
Investment Movement Report

As at 30 June 2021

Investment	Opening Balance		Additions		Disposals			Closing Balance		
	Units	Cost	Units	Cost	Units	Cost	Accounting Profit/(Loss)	Units	Cost	Market Value
BYND.NDQ3 - Beyond Meat Inc	44.00	9,524.36			(44.00)	(9,524.36)	1,979.57		0.00	
CSIQ.NDQ - Canadian Solar Inc			130.00	10,267.46				130.00	10,267.46	7,753.66
FSLY.NYE1 - Fastly Inc - Ordinary Shares - Class A			73.00	9,702.54	(73.00)	(9,702.54)	(528.97)		0.00	
FSR.NYE - Fisker Inc - Ordinary Shares - Class A			500.00	9,124.65				500.00	9,124.65	12,822.55
GE.NYE1 - General Electric Co.			875.00	9,815.43				875.00	9,815.43	15,665.74
GM.NYE01 - General Motors Company			160.00	11,599.15				160.00	11,599.15	12,592.70
MSFT.NDQ01 - MICROSOFT CORP			34.00	9,595.00				34.00	9,595.00	12,251.40
NVDA.NDQ11 - NVIDIA Corp			27.00	18,873.60				27.00	18,873.60	28,734.64
TALO.NYE - Talos Energy Inc			854.00	9,699.64				854.00	9,699.64	17,766.10
TSLA.NDQ5 - Tesla Inc	8.00	8,852.72	32.00		(20.00)	(4,426.36)	17,592.31	20.00	4,426.36	18,081.94
VALE.NYE - Vale S.A. - ADR			377.00	9,765.05				377.00	9,765.05	11,438.37
	18,377.08	129,464.50			(32,883.20)	18,738.12		114,958.38	161,036.65	
	458,748.90	4,308,093.95			(4,256,221.95)	42,863.02		510,620.90	582,938.96	





SHARE INVESTING

MR RICHARD FOWLER + MRS LEI ZHANG <RICHINA SUPER FUND A/C>

2C COPPIN STREET

MALVERN EAST VIC 3145

AUSTRALIA

Trading Account Statement

Period: 01/07/2020 - 30/06/2021

Trading Account Number: 1313249

Date	Reference	Description	Debit	Credit	Balance
01/07/2020		Open Balance			1,659.95
02/07/2020	10400121	Wdl ANZCIA 012-012 208454677 10630350		1,659.95	0.00
02/07/2020	574883	JNL574883 Market data fee	41.25		41.25
02/07/2020	10409485	Wdl ANZCIA 012-012 208454677		41.25	0.00
02/07/2020	10664842	Sold 3808 SUL @ 8.4400		32,104.17	32,104.17Cr
06/07/2020	8054627	Dep ANZCIA 012-012 208454677 10664842	32,104.17		0.00
06/07/2020	10694164	Sold 7192 SUL @ 8.4528		60,726.00	60,726.00Cr
08/07/2020	8076744	Dep ANZCIA 012-012 208454677 10694164	60,726.00		0.00
08/07/2020	10725970	Bght 6000 FMG @ 14.7800	88,777.55		88,777.55
09/07/2020	10738160	Sold 6000 FMG @ 14.9019		89,313.14	535.59Cr
09/07/2020	10738543	Bght 25 CSL @ 279.8500	7,016.20		6,480.61
09/07/2020	10740750	Bght 9000 BSL @ 10.7800	97,126.72		103,607.33
10/07/2020	10494894	Wdl ANZCIA 012-012 208454677 10725970		88,777.55	14,829.78
10/07/2020	10763415	Sold 9000 BSL @ 10.8300		97,362.78	82,533.00Cr
10/07/2020	10764950	Bght 50 APT @ 72.5370	3,646.80		78,886.20Cr
13/07/2020	10509354	Wdl ANZCIA 012-012 208454677 10738543		7,016.20	85,902.40Cr
13/07/2020	10509355	Wdl ANZCIA 012-012 208454677 10740750		97,126.72	183,029.12Cr
13/07/2020	8106136	Dep ANZCIA 012-012 208454677 10738160	89,313.14		93,715.98Cr
13/07/2020	10780793	Bght 200000 DXN @ 0.0380	7,619.95		86,096.03Cr
14/07/2020	10525270	Wdl ANZCIA 012-012 208454677 10764950		3,646.80	89,742.83Cr
14/07/2020	8115075	Dep ANZCIA 012-012 208454677 10763415	97,362.78		7,619.95
14/07/2020	10793257	Bght 50 XRO @ 88.9306	4,466.48		12,086.43
14/07/2020	10793524	Bght 50 XRO @ 88.8800	4,463.95		16,550.38
15/07/2020	10541677	Wdl ANZCIA 012-012 208454677 10780793		7,619.95	8,930.43
15/07/2020	10809445	Bght 1000 WEB @ 2.8700	2,889.95		11,820.38
16/07/2020	10558847	Wdl ANZCIA 012-012 208454677 10793524		4,463.95	7,356.43
16/07/2020	10558848	Wdl ANZCIA 012-012 208454677 10793257		4,466.48	2,889.95
16/07/2020	10829134	Bght 200000 DXN @ 0.0270	5,419.95		8,309.90
17/07/2020	10573624	Wdl ANZCIA 012-012 208454677 10809445		2,889.95	5,419.95
17/07/2020	10847856	Bght 150 APT @ 66.9450	10,061.70		15,481.65
20/07/2020	10587078	Wdl ANZCIA 012-012 208454677 10829134		5,419.95	10,061.70
21/07/2020	10599771	Wdl ANZCIA 012-012 208454677 10847856		10,061.70	0.00
24/07/2020	10928637	Bght 25 CSL @ 277.1900	6,949.70		6,949.70
24/07/2020	10928752	Bght 100 XRO @ 92.4600	9,265.95		16,215.65
28/07/2020	10667591	Wdl ANZCIA 012-012 208454677 10928637		6,949.70	9,265.95
28/07/2020	10667592	Wdl ANZCIA 012-012 208454677 10928752		9,265.95	0.00
29/07/2020	10971001	Sold 1500 VOC @ 2.9300		4,375.05	4,375.05Cr
29/07/2020	10971211	Sold 300 ANZ @ 18.5900		5,557.05	9,932.10Cr
29/07/2020	10980688	Sold 200 WBC @ 17.6800		3,516.05	13,448.15Cr
30/07/2020	10989047	Bght 250 NCM @ 35.6700	8,937.45		4,510.70Cr
30/07/2020	10994005	Sold 1000 TLS @ 3.3850		3,365.05	7,875.75Cr
31/07/2020	10995709	Bght 34 MSFT:US @ 280.4706	9,595.00		1,719.25
31/07/2020	8258568	Dep ANZCIA 012-012 208454677 10971211	5,557.05		7,276.30

While every effort has been made to provide you with an accurate transaction summary, we give no warranty of accuracy or reliability and take no responsibility for any errors or omissions including by negligence. You should confirm the information, holdings and valuations contained herein. All prices and values are denominated in AUD unless otherwise indicated. The ANZ Share Investing service is provided by CMC Markets Stockbroking Limited (ABN 69 081 002 851, AFSL 246381), a Participant of the ASX Group (CMC Markets Stockbroking), SSX (Sydney Stock Exchange) and Cboe (Cboe Australia) at the request of Australia and New Zealand Banking Group Limited ABN 11 005 357 522.

Page 1 of 16

Generated : 13/05/2022 11:35 AM



SHARE INVESTING

MR RICHARD FOWLER + MRS LEI ZHANG <RICHINA SUPER FUND A/C>

2C COPPIN STREET

MALVERN EAST VIC 3145

AUSTRALIA

Trading Account Statement

Period: 01/07/2020 - 30/06/2021

Trading Account Number: 1313249

Date	Reference	Description	Debit	Credit	Balance
31/07/2020	8258569	Dep ANZCIA 012-012 208454677 10971001	4,375.05		11,651.35
31/07/2020	8258570	Dep ANZCIA 012-012 208454677 10980688	3,516.05		15,167.40
31/07/2020	11001487	Bght 1250000 CCE @ 0.0015	1,894.95		17,062.35
31/07/2020	10722722	Wdl ANZCIA 012-012 208454677 TRANSFER TO NOM AC		25,000.00	7,937.65Cr
31/07/2020	8264575	DE: 013-141 299519252	25,000.00		17,062.35
31/07/2020	632093	JNL632093 Brokerage Rebate. Ref:10995709		19.95	17,042.40
31/07/2020	632094	JNL632094 Brokerage Rebate. Ref:11001487		19.95	17,022.45
03/08/2020	8270489	Dep ANZCIA 012-012 208454677	39.90		17,062.35
03/08/2020	8272242	Dep ANZCIA 012-012 208454677 10994005	3,365.05		20,427.40
03/08/2020	10729764	Wdl ANZCIA 012-012 208454677 10989047		8,937.45	11,489.95
03/08/2020	10729765	Wdl ANZCIA 012-012 208454677 10995709		9,595.00	1,894.95
03/08/2020	10735815	Wdl ANZCIA 012-012 208454677 TRANSFER TO NOM AC		5,000.00	3,105.05Cr
03/08/2020	8276236	DE: 013-141 299519252	5,000.00		1,894.95
04/08/2020	636181	JNL636181 Market data fee	41.25		1,936.20
04/08/2020	10744667	Wdl ANZCIA 012-012 208454677		41.25	1,894.95
04/08/2020	10746357	Wdl ANZCIA 012-012 208454677 11001487		1,894.95	0.00
04/08/2020	11033846	Sold 1500 CGF @ 4.4500		6,650.05	6,650.05Cr
04/08/2020	11034035	Sold 1000 LNK @ 3.9900		3,970.05	10,620.10Cr
04/08/2020	639352	JNL639352 Brokerage Rebate. Ref:11033846		19.95	10,640.05Cr
04/08/2020	639353	JNL639353 Brokerage Rebate. Ref:11034035		19.95	10,660.00Cr
05/08/2020	8339254	Dep ANZCIA 012-012 208454677	39.90		10,620.10Cr
06/08/2020	8352253	Dep ANZCIA 012-012 208454677 11033846	6,650.05		3,970.05Cr
06/08/2020	8352254	Dep ANZCIA 012-012 208454677 11034035	3,970.05		0.00
06/08/2020	11067694	Sold 1000 LNK @ 4.1600		4,140.05	4,140.05Cr
06/08/2020	644791	JNL644791 Brokerage Rebate. Ref:11067694		19.95	4,160.00Cr
07/08/2020	8361610	Dep ANZCIA 012-012 208454677	19.95		4,140.05Cr
10/08/2020	8373875	Dep ANZCIA 012-012 208454677 11067694	4,140.05		0.00
10/08/2020	11104607	Bght 1000 SZL @ 7.4700	7,489.95		7,489.95
11/08/2020	11115109	Bght 500 SZL @ 7.2600	3,649.95		11,139.90
11/08/2020	11115604	Sold 3000 WEB @ 3.4200		10,240.05	899.85
12/08/2020	10834533	Wdl ANZCIA 012-012 208454677 11104607		7,489.95	6,590.10Cr
12/08/2020	11131750	Bght 100 SEK @ 19.5900	1,978.95		4,611.15Cr
12/08/2020	11137070	Bght 100 NCM @ 33.8600	3,405.95		1,205.20Cr
12/08/2020	11141961	Bght 500 SZL @ 7.0400	3,539.95		2,334.75
13/08/2020	10850477	Wdl ANZCIA 012-012 208454677 11115109		3,649.95	1,315.20Cr
13/08/2020	8410680	Dep ANZCIA 012-012 208454677 11115604	10,240.05		8,924.85
14/08/2020	10866444	Wdl ANZCIA 012-012 208454677 11131750		1,978.95	6,945.90
14/08/2020	10866445	Wdl ANZCIA 012-012 208454677 11137070		3,405.95	3,539.95
14/08/2020	10866446	Wdl ANZCIA 012-012 208454677 11141961		3,539.95	0.00
14/08/2020	11166719	Sold 3000 PNV @ 2.2000		6,580.05	6,580.05Cr
14/08/2020	11169592	Bght 500 AGL @ 15.3700	7,704.95		1,124.90
14/08/2020	11172642	Bght 150 NCM @ 33.8900	5,103.45		6,228.35

While every effort has been made to provide you with an accurate transaction summary, we give no warranty of accuracy or reliability and take no responsibility for any errors or omissions including by negligence. You should confirm the information, holdings and valuations contained herein. All prices and values are denominated in AUD unless otherwise indicated. The ANZ Share Investing service is provided by CMC Markets Stockbroking Limited (ABN 69 081 002 851, AFSL 246381), a Participant of the ASX Group (CMC Markets Stockbroking), SSX (Sydney Stock Exchange) and Cboe (Cboe Australia) at the request of Australia and New Zealand Banking Group Limited ABN 11 005 357 522.

Page 2 of 16

Generated : 13/05/2022 11:35 AM



SHARE INVESTING

MR RICHARD FOWLER + MRS LEI ZHANG <RICHINA SUPER FUND A/C>
2C COPPIN STREET
MALVERN EAST VIC 3145
AUSTRALIA

Trading Account Statement

Period: 01/07/2020 - 30/06/2021
Trading Account Number: 1313249

Date	Reference	Description	Debit	Credit	Balance
18/08/2020	10897623	Wdl ANZCIA 012-012 208454677 11172642		5,103.45	1,124.90
18/08/2020	10897624	Wdl ANZCIA 012-012 208454677 11169592		7,704.95	6,580.05Cr
18/08/2020	8446253	Dep ANZCIA 012-012 208454677 11166719	6,580.05		0.00
19/08/2020	11220125	Bght 1000 CGF @ 3.6600	3,679.95		3,679.95
21/08/2020	10946290	Wdl ANZCIA 012-012 208454677 11220125		3,679.95	0.00
21/08/2020	11257986	Sold 1000 ORG @ 5.5100		5,490.05	5,490.05Cr
21/08/2020	11258611	Sold 2000 TYR @ 3.1600		6,300.05	11,790.10Cr
21/08/2020	11261079	Sold 2000 ZEL @ 2.4500		4,880.05	16,670.15Cr
21/08/2020	11261839	Sold 500 AGL @ 15.5000		7,730.05	24,400.20Cr
24/08/2020	11269995	Bght 14 NVDA:US @ 694.6450	9,784.03		14,616.17Cr
24/08/2020	11270009	Bght 13 NVDA:US @ 694.6592	9,089.57		5,526.60Cr
24/08/2020	11279646	Sold 1000 STO @ 5.7450		5,725.05	11,251.65Cr
24/08/2020	11279712	Sold 100 CBA @ 69.2500		6,905.05	18,156.70Cr
25/08/2020	10980888	Wdl ANZCIA 012-012 208454677 11270009		9,089.57	27,246.27Cr
25/08/2020	10980889	Wdl ANZCIA 012-012 208454677 11269995		9,784.03	37,030.30Cr
25/08/2020	8503812	Dep ANZCIA 012-012 208454677 11257986	5,490.05		31,540.25Cr
25/08/2020	8503813	Dep ANZCIA 012-012 208454677 11261079	4,880.05		26,660.20Cr
25/08/2020	8503814	Dep ANZCIA 012-012 208454677 11261839	7,730.05		18,930.15Cr
25/08/2020	8503815	Dep ANZCIA 012-012 208454677 11258611	6,300.05		12,630.10Cr
25/08/2020	11304393	Sold 1000 SM1 @ 5.9600		5,940.05	18,570.15Cr
26/08/2020	8515821	Dep ANZCIA 012-012 208454677 11279712	6,905.05		11,665.10Cr
26/08/2020	8515822	Dep ANZCIA 012-012 208454677 11279646	5,725.05		5,940.05Cr
26/08/2020	11328846	Sold 500 NCM @ 31.7700		15,865.05	21,805.10Cr
26/08/2020	11328866	Sold 1000 CGF @ 3.8400		3,820.05	25,625.15Cr
27/08/2020	8527195	Dep ANZCIA 012-012 208454677 11304393	5,940.05		19,685.10Cr
28/08/2020	8541911	Dep ANZCIA 012-012 208454677 11328846	15,865.05		3,820.05Cr
28/08/2020	8541912	Dep ANZCIA 012-012 208454677 11328866	3,820.05		0.00
28/08/2020	11367281	Bght 500 MP1 @ 16.8800	8,459.95		8,459.95
28/08/2020	11374079	Bght 1000 SZL @ 11.2400	11,259.95		19,719.90
31/08/2020	11376604	Bght 14 AAPL:US @ 693.1307	9,762.83		29,482.73
31/08/2020	11384799	Bght 250 FMG @ 17.4000	4,369.95		33,852.68
01/09/2020	11074888	Wdl ANZCIA 012-012 208454677 11376604		9,762.83	24,089.85
01/09/2020	11074889	Wdl ANZCIA 012-012 208454677 11367281		8,459.95	15,629.90
01/09/2020	11074890	Wdl ANZCIA 012-012 208454677 11374079		11,259.95	4,369.95
01/09/2020	11409478	Sold 10000 XTE @ 0.6871		6,846.05	2,476.10Cr
01/09/2020	11411049	Bght 100 APT @ 84.8800	8,507.95		6,031.85
01/09/2020	11413830	Bght 500 SZL @ 8.9800	4,509.95		10,541.80
02/09/2020	11095154	Wdl ANZCIA 012-012 208454677 11384799		4,369.95	6,171.85
02/09/2020	11431616	Bght 100 WPL @ 18.9800	1,917.95		8,089.80
02/09/2020	11431663	Bght 5000 EMV @ 2.2200	11,119.95		19,209.75
03/09/2020	11121442	Wdl ANZCIA 012-012 208454677 11413830		4,509.95	14,699.80
03/09/2020	11121443	Wdl ANZCIA 012-012 208454677 11411049		8,507.95	6,191.85
03/09/2020	8588470	Dep ANZCIA 012-012 208454677 11409478	6,846.05		13,037.90

While every effort has been made to provide you with an accurate transaction summary, we give no warranty of accuracy or reliability and take no responsibility for any errors or omissions including by negligence. You should confirm the information, holdings and valuations contained herein. All prices and values are denominated in AUD unless otherwise indicated. The ANZ Share Investing service is provided by CMC Markets Stockbroking Limited (ABN 69 081 002 851, AFSL 246381), a Participant of the ASX Group (CMC Markets Stockbroking), SSX (Sydney Stock Exchange) and Cboe (Cboe Australia) at the request of Australia and New Zealand Banking Group Limited ABN 11 005 357 522.



SHARE INVESTING

MR RICHARD FOWLER + MRS LEI ZHANG <RICHINA SUPER FUND A/C>
2C COPPIN STREET
MALVERN EAST VIC 3145
AUSTRALIA

Trading Account Statement

Period: 01/07/2020 - 30/06/2021
Trading Account Number: 1313249

Date	Reference	Description	Debit	Credit	Balance
04/09/2020	11140047	Wdl ANZCIA 012-012 208454677 11431616		1,917.95	11,119.95
04/09/2020	11140048	Wdl ANZCIA 012-012 208454677 11431663		11,119.95	0.00
08/09/2020	11514686	Sold 1000 SZL @ 7.4000		7,380.05	7,380.05Cr
09/09/2020	11516153	Bght 14 ADBE:US @ 655.0671	9,229.94		1,849.89
09/09/2020	11524873	Bght 200 MP1 @ 14.8600	2,991.95		4,841.84
10/09/2020	11209322	Wdl ANZCIA 012-012 208454677 11516153		9,229.94	4,388.10Cr
10/09/2020	8678150	Dep ANZCIA 012-012 208454677 11514686	7,380.05		2,991.95
10/09/2020	11549420	Sold 2000 STO @ 5.1450		10,270.05	7,278.10Cr
10/09/2020	11549453	Sold 500 SEK @ 19.2200		9,590.05	16,868.15Cr
10/09/2020	11549534	Sold 2000 OPT @ 2.7500		5,480.05	22,348.20Cr
10/09/2020	11551190	Bght 200 MQGPB @ 101.9000	20,402.42		1,945.78Cr
11/09/2020	11228024	Wdl ANZCIA 012-012 208454677 11524873		2,991.95	4,937.73Cr
14/09/2020	11244780	Wdl ANZCIA 012-012 208454677 11551190		20,402.42	25,340.15Cr
14/09/2020	8699984	Dep ANZCIA 012-012 208454677 11549420	10,270.05		15,070.10Cr
14/09/2020	8699985	Dep ANZCIA 012-012 208454677 11549453	9,590.05		5,480.05Cr
14/09/2020	8699986	Dep ANZCIA 012-012 208454677 11549534	5,480.05		0.00
15/09/2020	706340	JNL706340 MSFT:US Intl Div Ex:19/08/20		20.22	20.22Cr
15/09/2020	8714748	Dep ANZCIA 012-012 208454677	20.22		0.00
29/09/2020	726859	JNL726859 NVDA:US Intl Div Ex:01/09/20		5.18	5.18Cr
29/09/2020	8809471	Dep ANZCIA 012-012 208454677	5.18		0.00
02/10/2020	11801915	Sold 100 ASX @ 80.1900		7,994.05	7,994.05Cr
02/10/2020	11802147	Sold 500 AVH @ 6.9200		3,440.05	11,434.10Cr
02/10/2020	11802343	Sold 300 APT @ 79.3800		23,787.81	35,221.91Cr
02/10/2020	11802617	Sold 700 MP1 @ 15.9000		11,110.05	46,331.96Cr
02/10/2020	11803092	Sold 1000 WPL @ 16.8300		16,810.05	63,142.01Cr
05/10/2020	11807680	Bght 100 APT @ 79.6320	7,983.15		55,158.86Cr
05/10/2020	11807734	Bght 250 FMG @ 16.4600	4,134.95		51,023.91Cr
05/10/2020	11807396	Bght 500 MP1 @ 15.4783	7,759.12		43,264.79Cr
06/10/2020	8888101	Dep ANZCIA 012-012 208454677 11802343	23,787.81		19,476.98Cr
06/10/2020	8888102	Dep ANZCIA 012-012 208454677 11803092	16,810.05		2,666.93Cr
06/10/2020	8888103	Dep ANZCIA 012-012 208454677 11802617	11,110.05		8,443.12
06/10/2020	8888104	Dep ANZCIA 012-012 208454677 11801915	7,994.05		16,437.17
06/10/2020	8888105	Dep ANZCIA 012-012 208454677 11802147	3,440.05		19,877.22
07/10/2020	11499160	Wdl ANZCIA 012-012 208454677 11807734		4,134.95	15,742.27
07/10/2020	11499161	Wdl ANZCIA 012-012 208454677 11807396		7,759.12	7,983.15
07/10/2020	11499162	Wdl ANZCIA 012-012 208454677 11807680		7,983.15	0.00
12/10/2020	11888588	Bght 500 ORG @ 4.3700	2,204.95		2,204.95
13/10/2020	11901410	Bght 10000 BRN @ 0.3800	3,819.95		6,024.90
14/10/2020	11568163	Wdl ANZCIA 012-012 208454677 11888588		2,204.95	3,819.95
15/10/2020	11583288	Wdl ANZCIA 012-012 208454677 11901410		3,819.95	0.00
15/10/2020	11940479	Bght 100000 DOU @ 0.2050	20,522.55		20,522.55
16/10/2020	11945284	Sold 44 BYND:US @ 263.0109		11,503.93	9,018.62
16/10/2020	11945297	Bght 73 FSLY:US @ 132.1033	9,702.54		18,721.16

While every effort has been made to provide you with an accurate transaction summary, we give no warranty of accuracy or reliability and take no responsibility for any errors or omissions including by negligence. You should confirm the information, holdings and valuations contained herein. All prices and values are denominated in AUD unless otherwise indicated. The ANZ Share Investing service is provided by CMC Markets Stockbroking Limited (ABN 69 081 002 851, AFSL 246381), a Participant of the ASX Group (CMC Markets Stockbroking), SSX (Sydney Stock Exchange) and Cboe (Cboe Australia) at the request of Australia and New Zealand Banking Group Limited ABN 11 005 357 522.



SHARE INVESTING

MR RICHARD FOWLER + MRS LEI ZHANG <RICHINA SUPER FUND A/C>

2C COPPIN STREET

MALVERN EAST VIC 3145

AUSTRALIA

Trading Account Statement

Period: 01/07/2020 - 30/06/2021

Trading Account Number: 1313249

Date	Reference	Description	Debit	Credit	Balance
19/10/2020	11613231	Wdl ANZCIA 012-012 208454677 11945297		9,702.54	9,018.62
19/10/2020	11613233	Wdl ANZCIA 012-012 208454677 11940479		20,522.55	11,503.93Cr
19/10/2020	11966014	Sold 100000 DOU @ 0.2800		27,969.20	39,473.13Cr
19/10/2020	11968434	Bght 150000 DOU @ 0.2850	42,797.03		3,323.90
19/10/2020	11968773	Sold 150000 DOU @ 0.3050		45,699.67	42,375.77Cr
19/10/2020	11969148	Bght 150000 DOU @ 0.2950	44,298.68		1,922.91
19/10/2020	11969288	Sold 150000 DOU @ 0.3050		45,699.67	43,776.76Cr
19/10/2020	8986368	Dep ANZCIA 012-012 208454677 11945284	11,503.93		32,272.83Cr
19/10/2020	11969506	Bght 150000 DOU @ 0.2950	44,298.68		12,025.85
19/10/2020	11969963	Sold 150000 DOU @ 0.3050		45,699.67	33,673.82Cr
19/10/2020	11971570	Bght 150000 DOU @ 0.3000	45,049.50		11,375.68
21/10/2020	11644709	Wdl ANZCIA 012-012 208454677 11971570		45,049.50	33,673.82Cr
21/10/2020	11644710	Wdl ANZCIA 012-012 208454677 11968434		42,797.03	76,470.85Cr
21/10/2020	11644711	Wdl ANZCIA 012-012 208454677 11969148		44,298.68	120,769.53Cr
21/10/2020	11644712	Wdl ANZCIA 012-012 208454677 11969506		44,298.68	165,068.21Cr
21/10/2020	9003457	Dep ANZCIA 012-012 208454677 11968773	45,699.67		119,368.54Cr
21/10/2020	9003458	Dep ANZCIA 012-012 208454677 11969288	45,699.67		73,668.87Cr
21/10/2020	9003459	Dep ANZCIA 012-012 208454677 11969963	45,699.67		27,969.20Cr
21/10/2020	9003460	Dep ANZCIA 012-012 208454677 11966014	27,969.20		0.00
21/10/2020	12009388	Bght 500 MP1 @ 14.9200	7,479.95		7,479.95
21/10/2020	12012309	Sold 500 FMG @ 16.9400		8,450.05	970.10Cr
23/10/2020	11677755	Wdl ANZCIA 012-012 208454677 12009388		7,479.95	8,450.05Cr
23/10/2020	9024255	Dep ANZCIA 012-012 208454677 12012309	8,450.05		0.00
26/10/2020	12048680	Bght 875 GE:US @ 11.1502	9,815.43		9,815.43
27/10/2020	11709033	Wdl ANZCIA 012-012 208454677 12048680		9,815.43	0.00
29/10/2020	12115447	Bght 500 ORG @ 4.0400	2,039.95		2,039.95
29/10/2020	12115418	Sold 5000 EMV @ 2.8381		14,170.34	12,130.39Cr
29/10/2020	12116193	Bght 100 APT @ 98.1100	9,830.95		2,299.44Cr
02/11/2020	11776826	Wdl ANZCIA 012-012 208454677 12115447		2,039.95	4,339.39Cr
02/11/2020	11776827	Wdl ANZCIA 012-012 208454677 12116193		9,830.95	14,170.34Cr
02/11/2020	9082400	Dep ANZCIA 012-012 208454677 12115418	14,170.34		0.00
17/11/2020	12316506	Sold 100000 DOU @ 0.3855		38,507.90	38,507.90Cr
17/11/2020	12337192	Sold 50000 DOU @ 0.3300		16,480.05	54,987.95Cr
19/11/2020	9249978	Dep ANZCIA 012-012 208454677 12316506	38,507.90		16,480.05Cr
19/11/2020	9249979	Dep ANZCIA 012-012 208454677 12337192	16,480.05		0.00
20/11/2020	12379395	Bght 5000 EMV @ 3.9400	19,721.67		19,721.67
24/11/2020	12023027	Wdl ANZCIA 012-012 208454677 12379395		19,721.67	0.00
24/11/2020	783132	JNL783132 AAPL:US Intl Div Ex:06/11/20		13.48	13.48Cr
24/11/2020	9287012	Dep ANZCIA 012-012 208454677	13.48		0.00
02/12/2020	12544441	Sold 200 RIO @ 104.6105		20,892.14	20,892.14Cr
04/12/2020	9376982	Dep ANZCIA 012-012 208454677 12544441	20,892.14		0.00
10/12/2020	12643489	Sold 73 FSLY:US @ 126.4764		9,173.57	9,173.57Cr

While every effort has been made to provide you with an accurate transaction summary, we give no warranty of accuracy or reliability and take no responsibility for any errors or omissions including by negligence. You should confirm the information, holdings and valuations contained herein. All prices and values are denominated in AUD unless otherwise indicated. The ANZ Share Investing service is provided by CMC Markets Stockbroking Limited (ABN 69 081 002 851, AFSL 246381), a Participant of the ASX Group (CMC Markets Stockbroking), SSX (Sydney Stock Exchange) and Cboe (Cboe Australia) at the request of Australia and New Zealand Banking Group Limited ABN 11 005 357 522.

Page 5 of 16

Generated : 13/05/2022 11:35 AM



SHARE INVESTING

MR RICHARD FOWLER + MRS LEI ZHANG <RICHINA SUPER FUND A/C>

2C COPPIN STREET

MALVERN EAST VIC 3145

AUSTRALIA

Trading Account Statement

Period: 01/07/2020 - 30/06/2021

Trading Account Number: 1313249

Date	Reference	Description	Debit	Credit	Balance
11/12/2020	9476811	Dep ANZCIA 012-012 208454677 12643489	9,173.57		0.00
18/12/2020	810978	JNL810978 MSFT:US Intl Div Ex:18/11/20		21.22	21.22Cr
18/12/2020	9531115	Dep ANZCIA 012-012 208454677	21.22		0.00
18/12/2020	12338477	Wdl ANZCIA 012-012 208454677 TRANSFER TO NOM AC		65,000.00	65,000.00Cr
18/12/2020	9532701	DE: 013-141 299519252	65,000.00		0.00
29/12/2020	12828347	Sold 10000 BRN @ 0.4300		4,280.05	4,280.05Cr
31/12/2020	9594934	Dep ANZCIA 012-012 208454677 12828347	4,280.05		0.00
18/01/2021	839751	JNL839751 NVDA:US Intl Div Ex:03/12/20		4.77	4.77Cr
18/01/2021	9756495	Dep ANZCIA 012-012 208454677	4.77		0.00
02/02/2021	13315030	Bght 854 TALO:US @ 11.2888	9,699.64		9,699.64
03/02/2021	12855569	Wdl ANZCIA 012-012 208454677 13315030		9,699.64	0.00
04/02/2021	13358795	Bght 130 CSIQ:US @ 78.5172	10,267.46		10,267.46
05/02/2021	12898166	Wdl ANZCIA 012-012 208454677 13358795		10,267.46	0.00
05/02/2021	13387257	Sold 2500 SZL @ 8.8200		22,020.05	22,020.05Cr
05/02/2021	870361	JNL870361 GE:US Intl Div Ex:18/12/20		9.73	22,029.78Cr
05/02/2021	9988097	Dep ANZCIA 012-012 208454677	9.73		22,020.05Cr
08/02/2021	13410652	Sold 100000 WZR @ 0.2350		23,474.15	45,494.20Cr
09/02/2021	13426080	Sold 20 TSLA:US @ 1 107.4930		22,018.67	67,512.87Cr
09/02/2021	10002449	Dep ANZCIA 012-012 208454677 13387257	22,020.05		45,492.82Cr
10/02/2021	10037162	Dep ANZCIA 012-012 208454677 13410652	23,474.15		22,018.67Cr
10/02/2021	10048407	Dep ANZCIA 012-012 208454677 13426080	22,018.67		0.00
16/02/2021	13545050	Sold 100000 WZR @ 0.2200		21,975.80	21,975.80Cr
16/02/2021	924804	JNL924804 AAPL:US Intl Div Ex:05/02/21		12.51	21,988.31Cr
16/02/2021	10121400	Dep ANZCIA 012-012 208454677	12.51		21,975.80Cr
18/02/2021	10142506	Dep ANZCIA 012-012 208454677 13545050	21,975.80		0.00
18/02/2021	13616438	Bght 20000 AMN @ 0.6934	13,887.82		13,887.82
22/02/2021	13191956	Wdl ANZCIA 012-012 208454677 13616438		13,887.82	0.00
25/02/2021	13729039	Bght 3 AMZN:US @ 3 986.2167	12,029.21		12,029.21
26/02/2021	13271428	Wdl ANZCIA 012-012 208454677 13729039		12,029.21	0.00
26/02/2021	13772492	Bght 8000000 CCE @ 0.0070	56,061.60		56,061.60
02/03/2021	13306624	Wdl ANZCIA 012-012 208454677 13772492		56,061.60	0.00
09/03/2021	13913044	Bght 1000 NXL @ 5.4200	5,444.95		5,444.95
09/03/2021	13913160	Bght 200 WBC @ 24.9400	5,007.95		10,452.90
11/03/2021	13415426	Wdl ANZCIA 012-012 208454677 13913160		5,007.95	5,444.95
11/03/2021	13415427	Wdl ANZCIA 012-012 208454677 13913044		5,444.95	0.00
22/03/2021	965499	JNL965499 MSFT:US Intl Div Ex:17/02/21		20.92	20.92Cr
23/03/2021	10383261	Dep ANZCIA 012-012 208454677	20.92		0.00
08/04/2021	987027	JNL987027 NVDA:US Intl Div Ex:09/03/21		4.80	4.80Cr
08/04/2021	10481679	Dep ANZCIA 012-012 208454677	4.80		0.00
27/04/2021	14450872	Bght 377 VALE:US @ 25.7455	9,765.05		9,765.05
28/04/2021	13834630	Wdl ANZCIA 012-012 208454677 14450872		9,765.05	0.00
28/04/2021	14470895	Sold 1000 ORG @ 4.1310		4,111.05	4,111.05Cr
28/04/2021	14471099	Sold 1000 NXL @ 4.3187		4,298.75	8,409.80Cr

While every effort has been made to provide you with an accurate transaction summary, we give no warranty of accuracy or reliability and take no responsibility for any errors or omissions including by negligence. You should confirm the information, holdings and valuations contained herein. All prices and values are denominated in AUD unless otherwise indicated. The ANZ Share Investing service is provided by CMC Markets Stockbroking Limited (ABN 69 081 002 851, AFSL 246381), a Participant of the ASX Group (CMC Markets Stockbroking), SSX (Sydney Stock Exchange) and Cboe (Cboe Australia) at the request of Australia and New Zealand Banking Group Limited ABN 11 005 357 522.

Page 6 of 16

Generated : 13/05/2022 11:35 AM



SHARE INVESTING

MR RICHARD FOWLER + MRS LEI ZHANG <RICHINA SUPER FUND A/C>
2C COPPIN STREET
MALVERN EAST VIC 3145
AUSTRALIA

Trading Account Statement

Period: 01/07/2020 - 30/06/2021
Trading Account Number: 1313249

Date	Reference	Description	Debit	Credit	Balance
28/04/2021	14472518	Sold 1000 MP1 @ 13.7411		13,721.19	22,130.99Cr
28/04/2021	13841744	Wdl ANZCIA 012-012 208454677 TRANSFER TO NOM AC		30,000.00	52,130.99Cr
28/04/2021	10605781	DE: 013-141 299519252	30,000.00		22,130.99Cr
28/04/2021	1005891	JNL1005891 GE:US Intl Div Ex:05/03/21		9.53	22,140.52Cr
28/04/2021	10606218	Dep ANZCIA 012-012 208454677	9.53		22,130.99Cr
30/04/2021	10616396	Dep ANZCIA 012-012 208454677 14472518	13,721.19		8,409.80Cr
30/04/2021	10616397	Dep ANZCIA 012-012 208454677 14471099	4,298.75		4,111.05Cr
30/04/2021	10616398	Dep ANZCIA 012-012 208454677 14470895	4,111.05		0.00
03/05/2021	13874870	Wdl ANZCIA 012-012 208454677 TRANSFER TO NOM AC		20,000.00	20,000.00Cr
03/05/2021	10628942	DE: 013-141 299519252	20,000.00		0.00
10/05/2021	14618801	Sold 20000 AMN @ 0.4822		9,624.15	9,624.15Cr
10/05/2021	14618836	Sold 400000 DXN @ 0.0135		5,377.30	15,001.45Cr
10/05/2021	14618885	Sold 30000 OVN @ 0.1296		3,866.89	18,868.34Cr
10/05/2021	14618850	Sold 5000 EMV @ 3.0939		15,449.70	34,318.04Cr
10/05/2021	14622084	Sold 200 APT @ 96.5900		19,296.75	53,614.79Cr
10/05/2021	14622428	Sold 200 MQGPE @ 99.8715		19,952.33	73,567.12Cr
12/05/2021	10690276	Dep ANZCIA 012-012 208454677 14622428	19,952.33		53,614.79Cr
12/05/2021	10690277	Dep ANZCIA 012-012 208454677 14622084	19,296.75		34,318.04Cr
12/05/2021	10690278	Dep ANZCIA 012-012 208454677 14618850	15,449.70		18,868.34Cr
12/05/2021	10690279	Dep ANZCIA 012-012 208454677 14618801	9,624.15		9,244.19Cr
12/05/2021	10690280	Dep ANZCIA 012-012 208454677 14618836	5,377.30		3,866.89Cr
12/05/2021	10690281	Dep ANZCIA 012-012 208454677 14618885	3,866.89		0.00
12/05/2021	13972039	Wdl ANZCIA 012-012 208454677 TRANSFER TO NOM AC		50,000.00	50,000.00Cr
12/05/2021	10697809	DE: 013-141 299519252	50,000.00		0.00
13/05/2021	14672098	Bght 100 WBC @ 25.0900	2,528.95		2,528.95
13/05/2021	14673900	Bght 50 XRO @ 122.5200	6,145.95		8,674.90
14/05/2021	14685601	Bght 50 XRO @ 113.0418	5,672.04		14,346.94
17/05/2021	14005929	Wdl ANZCIA 012-012 208454677 14672098		2,528.95	11,817.99
17/05/2021	14005930	Wdl ANZCIA 012-012 208454677 14673900		6,145.95	5,672.04
18/05/2021	14019771	Wdl ANZCIA 012-012 208454677 14685601		5,672.04	0.00
21/05/2021	14760141	Bght 160 GM:US @ 72.0695	11,599.15		11,599.15
24/05/2021	14065865	Wdl ANZCIA 012-012 208454677 14760141		11,599.15	0.00
27/05/2021	1033720	JNL1033720 AAPL:US Intl Div Ex:07/05/21		13.54	13.54Cr
27/05/2021	10791994	Dep ANZCIA 012-012 208454677	13.54		0.00
02/06/2021	14886687	Sold 300 WBC @ 26.2800		7,859.05	7,859.05Cr
03/06/2021	14896611	Sold 14 ADBE:US @ 641.7400		8,925.15	16,784.20Cr
03/06/2021	14896826	Bght 500 FSR:US @ 18.1313	9,124.65		7,659.55Cr
04/06/2021	10838988	Dep ANZCIA 012-012 208454677 14886687	7,859.05		199.50
04/06/2021	14165505	Wdl ANZCIA 012-012 208454677 14896826		9,124.65	8,925.15Cr
04/06/2021	10844035	Dep ANZCIA 012-012 208454677 14896611	8,925.15		0.00
04/06/2021	14928727	Sold 200 MQGPC @ 104.6000		20,896.99	20,896.99Cr
07/06/2021	14934799	Bght 30000 WZR @ 0.2650	7,969.95		12,927.04Cr
08/06/2021	10858031	Dep ANZCIA 012-012 208454677 14928727	20,896.99		7,969.95

While every effort has been made to provide you with an accurate transaction summary, we give no warranty of accuracy or reliability and take no responsibility for any errors or omissions including by negligence. You should confirm the information, holdings and valuations contained herein. All prices and values are denominated in AUD unless otherwise indicated. The ANZ Share Investing service is provided by CMC Markets Stockbroking Limited (ABN 69 081 002 851, AFSL 246381), a Participant of the ASX Group (CMC Markets Stockbroking), SSX (Sydney Stock Exchange) and Cboe (Cboe Australia) at the request of Australia and New Zealand Banking Group Limited ABN 11 005 357 522.



SHARE INVESTING

MR RICHARD FOWLER + MRS LEI ZHANG <RICHINA SUPER FUND A/C>
2C COPPIN STREET
MALVERN EAST VIC 3145
AUSTRALIA

Trading Account Statement

Period: 01/07/2020 - 30/06/2021
Trading Account Number: 1313249

Date	Reference	Description	Debit	Credit	Balance
09/06/2021	14200349	Wdl ANZCIA 012-012 208454677 14934799		7,969.95	0.00
15/06/2021	1053112	JNL1053112 MSFT:US Intl Div Ex:19/05/21		20.84	20.84Cr
15/06/2021	10901122	Dep ANZCIA 012-012 208454677	20.84		0.00
17/06/2021	15055848	Bght 40000 WZR @ 0.2550	10,219.95		10,219.95
21/06/2021	14284291	Wdl ANZCIA 012-012 208454677 15055848		10,219.95	0.00
24/06/2021	15141334	Bght 30000 WZR @ 0.2600	7,819.95		7,819.95
28/06/2021	14348583	Wdl ANZCIA 012-012 208454677 15141334		7,819.95	0.00
Total			2,080,791.560	2,082,451.510	

While every effort has been made to provide you with an accurate transaction summary, we give no warranty of accuracy or reliability and take no responsibility for any errors or omissions including by negligence. You should confirm the information, holdings and valuations contained herein. All prices and values are denominated in AUD unless otherwise indicated. The ANZ Share Investing service is provided by CMC Markets Stockbroking Limited (ABN 69 081 002 851, AFSL 246381), a Participant of the ASX Group (CMC Markets Stockbroking), SSX (Sydney Stock Exchange) and Cboe (Cboe Australia) at the request of Australia and New Zealand Banking Group Limited ABN 11 005 357 522.



SHARE INVESTING

MR RICHARD FOWLER + MRS LEI ZHANG <RICHINA SUPER FUND A/C>

2C COPPIN STREET

MALVERN EAST VIC 3145

AUSTRALIA

Confirmations

Period: 01/07/2020 - 30/06/2021

Trading Account Number: 1313249

Code	Confirmation No.	Type	Trade Date	Settlement Date	Price	Quantity	Brokerage	GST	Other fees	Consideration
SUL	10664842	Sell	02/07/2020	06/07/2020	8.440	3808	32.14	3.21	0.00	32,104.17
SUL	10694164	Sell	06/07/2020	08/07/2020	8.453	7192	60.79	6.08	0.00	60,726.00
FMG	10725970	Buy	08/07/2020	10/07/2020	14.780	6000	88.68	8.87	0.00	88,777.55
BSL	10740750	Buy	09/07/2020	13/07/2020	10.780	9000	97.02	9.70	0.00	97,126.72
CSL	10738543	Buy	09/07/2020	13/07/2020	279.850	25	18.14	1.81	0.00	7,016.20
FMG	10738160	Sell	09/07/2020	13/07/2020	14.902	6000	89.41	8.94	0.00	89,313.14
APT	10764950	Buy	10/07/2020	14/07/2020	72.537	50	18.14	1.81	0.00	3,646.80
BSL	10763415	Sell	10/07/2020	14/07/2020	10.830	9000	97.47	9.75	0.00	97,362.78
DXN	10780793	Buy	13/07/2020	15/07/2020	0.038	200000	18.14	1.81	0.00	7,619.95
XRO	10793524	Buy	14/07/2020	16/07/2020	88.880	50	18.14	1.81	0.00	4,463.95
XRO	10793257	Buy	14/07/2020	16/07/2020	88.931	50	18.14	1.81	0.00	4,466.48
WEB	10809445	Buy	15/07/2020	17/07/2020	2.870	1000	18.14	1.81	0.00	2,889.95
DXN	10829134	Buy	16/07/2020	20/07/2020	0.027	200000	18.14	1.81	0.00	5,419.95
APT	10847856	Buy	17/07/2020	21/07/2020	66.945	150	18.14	1.81	0.00	10,061.70
XRO	10928752	Buy	24/07/2020	28/07/2020	92.460	100	18.14	1.81	0.00	9,265.95
CSL	10928637	Buy	24/07/2020	28/07/2020	277.190	25	18.14	1.81	0.00	6,949.70
WBC	10980688	Sell	29/07/2020	31/07/2020	17.680	200	18.14	1.81	0.00	3,516.05
ANZ	10971211	Sell	29/07/2020	31/07/2020	18.590	300	18.14	1.81	0.00	5,557.05
VOC	10971001	Sell	29/07/2020	31/07/2020	2.930	1500	18.14	1.81	0.00	4,375.05
TLS	10994005	Sell	30/07/2020	03/08/2020	3.385	1000	18.14	1.81	0.00	3,365.05
NCM	10989047	Buy	30/07/2020	03/08/2020	35.670	250	18.14	1.81	0.00	8,937.45
CCE	11001487	Buy	31/07/2020	04/08/2020	0.002	1250000	18.14	1.81	0.00	1,894.95
MSFT:US	10995709	Buy	31/07/2020	03/08/2020	280.471	34	59.00	0.00	0.00	9,595.00
Av Price:199.9800 USD. Rate:1.402493. Exch Fees:0										
LNK	11034035	Sell	04/08/2020	06/08/2020	3.990	1000	18.14	1.81	0.00	3,970.05
CGF	11033846	Sell	04/08/2020	06/08/2020	4.450	1500	22.68	2.27	0.00	6,650.05
LNK	11067694	Sell	06/08/2020	10/08/2020	4.160	1000	18.14	1.81	0.00	4,140.05
SZL	11104607	Buy	10/08/2020	12/08/2020	7.470	1000	18.14	1.81	0.00	7,489.95
WEB	11115604	Sell	11/08/2020	13/08/2020	3.420	3000	18.14	1.81	0.00	10,240.05
SZL	11115109	Buy	11/08/2020	13/08/2020	7.260	500	18.14	1.81	0.00	3,649.95
SZL	11141961	Buy	12/08/2020	14/08/2020	7.040	500	18.14	1.81	0.00	3,539.95
NCM	11137070	Buy	12/08/2020	14/08/2020	33.860	100	18.14	1.81	0.00	3,405.95
SEK	11131750	Buy	12/08/2020	14/08/2020	19.590	100	18.14	1.81	0.00	1,978.95
NCM	11172642	Buy	14/08/2020	18/08/2020	33.890	150	18.14	1.81	0.00	5,103.45
AGL	11169592	Buy	14/08/2020	18/08/2020	15.370	500	18.14	1.81	0.00	7,704.95
PNV	11166719	Sell	14/08/2020	18/08/2020	2.200	3000	18.14	1.81	0.00	6,580.05
CGF	11220125	Buy	19/08/2020	21/08/2020	3.660	1000	18.14	1.81	0.00	3,679.95
AGL	11261839	Sell	21/08/2020	25/08/2020	15.500	500	18.14	1.81	0.00	7,730.05
ZEL	11261079	Sell	21/08/2020	25/08/2020	2.450	2000	18.14	1.81	0.00	4,880.05
TYR	11258611	Sell	21/08/2020	25/08/2020	3.160	2000	18.14	1.81	0.00	6,300.05
ORG	11257986	Sell	21/08/2020	25/08/2020	5.510	1000	18.14	1.81	0.00	5,490.05
CBA	11279712	Sell	24/08/2020	26/08/2020	69.250	100	18.14	1.81	0.00	6,905.05
STO	11279646	Sell	24/08/2020	26/08/2020	5.745	1000	18.14	1.81	0.00	5,725.05

While every effort has been made to provide you with an accurate transaction summary, we give no warranty of accuracy or reliability and take no responsibility for any errors or omissions including by negligence. You should confirm the information, holdings and valuations contained herein. All prices and values are denominated in AUD unless otherwise indicated. The ANZ Share Investing service is provided by CMC Markets Stockbroking Limited (ABN 69 081 002 851, AFSL 246381), a Participant of the ASX Group (CMC Markets Stockbroking), SSX (Sydney Stock Exchange) and Cboe (Cboe Australia) at the request of Australia and New Zealand Banking Group Limited ABN 11 005 357 522.

Page 9 of 16

Generated : 13/05/2022 11:35 AM



SHARE INVESTING

MR RICHARD FOWLER + MRS LEI ZHANG <RICHINA SUPER FUND A/C>
 2C COPPIN STREET
 MALVERN EAST VIC 3145
 AUSTRALIA

Confirmations

Period: 01/07/2020 - 30/06/2021
 Trading Account Number: 1313249

Code	Confirmation No.	Type	Trade Date	Settlement Date	Price	Quantity	Brokerage	GST	Other fees	Consideration
NVDA:US	11270009	Buy	24/08/2020	25/08/2020	694.659	13	59.00	0.00	0.00	9,089.57
Av Price:495.8900 USD. Rate:1.400833. Exch Fees:0										
NVDA:US	11269995	Buy	24/08/2020	25/08/2020	694.645	14	59.00	0.00	0.00	9,784.03
Av Price:495.8800 USD. Rate:1.400833. Exch Fees:0										
SM1	11304393	Sell	25/08/2020	27/08/2020	5.960	1000	18.14	1.81	0.00	5,940.05
CGF	11328866	Sell	26/08/2020	28/08/2020	3.840	1000	18.14	1.81	0.00	3,820.05
NCM	11328846	Sell	26/08/2020	28/08/2020	31.770	500	18.14	1.81	0.00	15,865.05
SZL	11374079	Buy	28/08/2020	01/09/2020	11.240	1000	18.14	1.81	0.00	11,259.95
MP1	11367281	Buy	28/08/2020	01/09/2020	16.880	500	18.14	1.81	0.00	8,459.95
FMG	11384799	Buy	31/08/2020	02/09/2020	17.400	250	18.14	1.81	0.00	4,369.95
AAPL:US	11376604	Buy	31/08/2020	01/09/2020	693.131	14	59.00	0.00	0.00	9,762.83
Av Price:499.9800 USD. Rate:1.386317. Exch Fees:0										
SZL	11413830	Buy	01/09/2020	03/09/2020	8.980	500	18.14	1.81	0.00	4,509.95
APT	11411049	Buy	01/09/2020	03/09/2020	84.880	100	18.14	1.81	0.00	8,507.95
XTE	11409478	Sell	01/09/2020	03/09/2020	0.687	10000	22.68	2.27	0.00	6,846.05
EMV	11431663	Buy	02/09/2020	04/09/2020	2.220	5000	18.14	1.81	0.00	11,119.95
WPL	11431616	Buy	02/09/2020	04/09/2020	18.980	100	18.14	1.81	0.00	1,917.95
SZL	11514686	Sell	08/09/2020	10/09/2020	7.400	1000	18.14	1.81	0.00	7,380.05
MP1	11524873	Buy	09/09/2020	11/09/2020	14.860	200	18.14	1.81	0.00	2,991.95
ADBE:US	11516153	Buy	09/09/2020	10/09/2020	655.067	14	59.00	0.00	0.00	9,229.94
Av Price:473.6300 USD. Rate:1.383077. Exch Fees:0										
MQGPB	11551190	Buy	10/09/2020	14/09/2020	101.900	200	20.38	2.04	0.00	20,402.42
OPT	11549534	Sell	10/09/2020	14/09/2020	2.750	2000	18.14	1.81	0.00	5,480.05
SEK	11549453	Sell	10/09/2020	14/09/2020	19.220	500	18.14	1.81	0.00	9,590.05
STO	11549420	Sell	10/09/2020	14/09/2020	5.145	2000	18.14	1.81	0.00	10,270.05
WPL	11803092	Sell	02/10/2020	06/10/2020	16.830	1000	18.14	1.81	0.00	16,810.05
MP1	11802617	Sell	02/10/2020	06/10/2020	15.900	700	18.14	1.81	0.00	11,110.05
APT	11802343	Sell	02/10/2020	06/10/2020	79.380	300	23.81	2.38	0.00	23,787.81
AVH	11802147	Sell	02/10/2020	06/10/2020	6.920	500	18.14	1.81	0.00	3,440.05
ASX	11801915	Sell	02/10/2020	06/10/2020	80.190	100	22.68	2.27	0.00	7,994.05
FMG	11807734	Buy	05/10/2020	07/10/2020	16.460	250	18.14	1.81	0.00	4,134.95
APT	11807680	Buy	05/10/2020	07/10/2020	79.632	100	18.14	1.81	0.00	7,983.15
MP1	11807396	Buy	05/10/2020	07/10/2020	15.478	500	18.14	1.81	0.00	7,759.12
ORG	11888588	Buy	12/10/2020	14/10/2020	4.370	500	18.14	1.81	0.00	2,204.95
BRN	11901410	Buy	13/10/2020	15/10/2020	0.380	10000	18.14	1.81	0.00	3,819.95
DOU	11940479	Buy	15/10/2020	19/10/2020	0.205	100000	20.50	2.05	0.00	20,522.55
FSLY:US	11945297	Buy	16/10/2020	19/10/2020	132.103	73	59.00	0.00	0.00	9,702.54
Av Price:92.8800 USD. Rate:1.422301. Exch Fees:0										
BYND:US	11945284	Sell	16/10/2020	19/10/2020	263.011	44	68.28	0.00	0.27	11,503.93
Av Price:187.2100 USD. Rate:1.404898. Exch Fees:0.2673										
DOU	11971570	Buy	19/10/2020	21/10/2020	0.300	150000	45.00	4.50	0.00	45,049.50
DOU	11969963	Sell	19/10/2020	21/10/2020	0.305	150000	45.75	4.58	0.00	45,699.67

While every effort has been made to provide you with an accurate transaction summary, we give no warranty of accuracy or reliability and take no responsibility for any errors or omissions including by negligence. You should confirm the information, holdings and valuations contained herein. All prices and values are denominated in AUD unless otherwise indicated. The ANZ Share Investing service is provided by CMC Markets Stockbroking Limited (ABN 69 081 002 851, AFSL 246381), a Participant of the ASX Group (CMC Markets Stockbroking), SSX (Sydney Stock Exchange) and Cboe (Cboe Australia) at the request of Australia and New Zealand Banking Group Limited ABN 11 005 357 522.



SHARE INVESTING

MR RICHARD FOWLER + MRS LEI ZHANG <RICHINA SUPER FUND A/C>

2C COPPIN STREET

MALVERN EAST VIC 3145

AUSTRALIA

Confirmations

Period: 01/07/2020 - 30/06/2021

Trading Account Number: 1313249

Code	Confirmation No.	Type	Trade Date	Settlement Date	Price	Quantity	Brokerage	GST	Other fees	Consideration
DOU	11969506	Buy	19/10/2020	21/10/2020	0.295	150000	44.25	4.43	0.00	44,298.68
DOU	11969288	Sell	19/10/2020	21/10/2020	0.305	150000	45.75	4.58	0.00	45,699.67
DOU	11969148	Buy	19/10/2020	21/10/2020	0.295	150000	44.25	4.43	0.00	44,298.68
DOU	11968773	Sell	19/10/2020	21/10/2020	0.305	150000	45.75	4.58	0.00	45,699.67
DOU	11968434	Buy	19/10/2020	21/10/2020	0.285	150000	42.75	4.28	0.00	42,797.03
DOU	11966014	Sell	19/10/2020	21/10/2020	0.280	100000	28.00	2.80	0.00	27,969.20
FMG	12012309	Sell	21/10/2020	23/10/2020	16.940	500	18.14	1.81	0.00	8,450.05
MP1	12009388	Buy	21/10/2020	23/10/2020	14.920	500	18.14	1.81	0.00	7,479.95
GE:US	12048680	Buy	26/10/2020	27/10/2020	11.150	875	59.00	0.00	0.00	9,815.43
Av Price:7.8800 USD. Rate:1.414999. Exch Fees:0										
APT	12116193	Buy	29/10/2020	02/11/2020	98.110	100	18.14	1.81	0.00	9,830.95
ORG	12115447	Buy	29/10/2020	02/11/2020	4.040	500	18.14	1.81	0.00	2,039.95
EMV	12115418	Sell	29/10/2020	02/11/2020	2.838	5000	18.14	1.81	0.00	14,170.34
DOU	12337192	Sell	17/11/2020	19/11/2020	0.330	50000	18.14	1.81	0.00	16,480.05
DOU	12316506	Sell	17/11/2020	19/11/2020	0.386	100000	38.55	3.86	0.00	38,507.90
EMV	12379395	Buy	20/11/2020	24/11/2020	3.940	5000	19.70	1.97	0.00	19,721.67
RIO	12544441	Sell	02/12/2020	04/12/2020	104.611	200	27.23	2.72	0.00	20,892.14
FSLY:US	12643489	Sell	10/12/2020	11/12/2020	126.476	73	59.00	0.00	0.21	9,173.57
Av Price:95.2000 USD. Rate:1.328534. Exch Fees:0.2133										
BRN	12828347	Sell	29/12/2020	31/12/2020	0.430	10000	18.14	1.81	0.00	4,280.05
TALO:US	13315030	Buy	02/02/2021	03/02/2021	11.289	854	59.00	0.00	0.00	9,699.64
Av Price:8.5482 USD. Rate:1.320604. Exch Fees:0										
CSIQ:US	13358795	Buy	04/02/2021	05/02/2021	78.517	130	60.22	0.00	0.00	10,267.46
Av Price:59.4500 USD. Rate:1.320726. Exch Fees:0										
SZL	13387257	Sell	05/02/2021	09/02/2021	8.820	2500	27.23	2.72	0.00	22,020.05
WZR	13410652	Sell	08/02/2021	10/02/2021	0.235	100000	23.50	2.35	0.00	23,474.15
TSLA:US	13426080	Sell	09/02/2021	10/02/2021	1,107.493	20	130.68	0.00	0.51	22,018.67
Av Price:858.8000 USD. Rate:1.289582. Exch Fees:0.5117										
WZR	13545050	Sell	16/02/2021	18/02/2021	0.220	100000	22.00	2.20	0.00	21,975.80
AMN	13616438	Buy	18/02/2021	22/02/2021	0.693	20000	18.14	1.81	0.00	13,887.82
AMZN:US	13729039	Buy	25/02/2021	26/02/2021	3,986.217	3	70.56	0.00	0.00	12,029.21
Av Price:3147.8500 USD. Rate:1.266330. Exch Fees:0										
CCE	13772492	Buy	26/02/2021	02/03/2021	0.007	8000000	56.00	5.60	0.00	56,061.60
WBC	13913160	Buy	09/03/2021	11/03/2021	24.940	200	18.14	1.81	0.00	5,007.95
NXL	13913044	Buy	09/03/2021	11/03/2021	5.420	1000	22.68	2.27	0.00	5,444.95
VALE:US	14450872	Buy	27/04/2021	28/04/2021	25.746	377	59.00	0.00	0.00	9,765.05
Av Price:19.9500 USD. Rate:1.290501. Exch Fees:0										
MP1	14472518	Sell	28/04/2021	30/04/2021	13.741	1000	18.14	1.81	0.00	13,721.19
NXL	14471099	Sell	28/04/2021	30/04/2021	4.319	1000	18.14	1.81	0.00	4,298.75
ORG	14470895	Sell	28/04/2021	30/04/2021	4.131	1000	18.14	1.81	0.00	4,111.05
MQGPE	14622428	Sell	10/05/2021	12/05/2021	99.872	200	19.97	2.00	0.00	19,952.33
APT	14622084	Sell	10/05/2021	12/05/2021	96.590	200	19.32	1.93	0.00	19,296.75
OVN	14618885	Sell	10/05/2021	12/05/2021	0.130	30000	18.14	1.81	0.00	3,866.89

While every effort has been made to provide you with an accurate transaction summary, we give no warranty of accuracy or reliability and take no responsibility for any errors or omissions including by negligence. You should confirm the information, holdings and valuations contained herein. All prices and values are denominated in AUD unless otherwise indicated. The ANZ Share Investing service is provided by CMC Markets Stockbroking Limited (ABN 69 081 002 851, AFSL 246381), a Participant of the ASX Group (CMC Markets Stockbroking), SSX (Sydney Stock Exchange) and Cboe (Cboe Australia) at the request of Australia and New Zealand Banking Group Limited ABN 11 005 357 522.



SHARE INVESTING

MR RICHARD FOWLER + MRS LEI ZHANG <RICHINA SUPER FUND A/C>
2C COPPIN STREET
MALVERN EAST VIC 3145
AUSTRALIA

Confirmations

Period: 01/07/2020 - 30/06/2021
Trading Account Number: 1313249

Code	Confirmation No.	Type	Trade Date	Settlement Date	Price	Quantity	Brokerage	GST	Other fees	Consideration
EMV	14618850	Sell	10/05/2021	12/05/2021	3.094	5000	18.14	1.81	0.00	15,449.70
DZN	14618836	Sell	10/05/2021	12/05/2021	0.014	400000	18.14	1.81	0.00	5,377.30
AMN	14618801	Sell	10/05/2021	12/05/2021	0.482	20000	18.14	1.81	0.00	9,624.15
XRO	14673900	Buy	13/05/2021	17/05/2021	122.520	50	18.14	1.81	0.00	6,145.95
WBC	14672098	Buy	13/05/2021	17/05/2021	25.090	100	18.14	1.81	0.00	2,528.95
XRO	14685601	Buy	14/05/2021	18/05/2021	113.042	50	18.14	1.81	0.00	5,672.04
GM:US	14760141	Buy	21/05/2021	24/05/2021	72.070	160	68.03	0.00	0.00	11,599.15
Av Price:55.6900 USD. Rate:1.294120. Exch Fees:0										
WBC	14886687	Sell	02/06/2021	04/06/2021	26.280	300	22.68	2.27	0.00	7,859.05
FSR:US	14896826	Buy	03/06/2021	04/06/2021	18.131	500	59.00	0.00	0.00	9,124.65
Av Price:13.9500 USD. Rate:1.299738. Exch Fees:0										
ADBE:US	14896611	Sell	03/06/2021	04/06/2021	641.740	14	59.00	0.00	0.21	8,925.15
Av Price:500.1000 USD. Rate:1.283223. Exch Fees:0.2075										
MQGPC	14928727	Sell	04/06/2021	08/06/2021	104.600	200	20.92	2.09	0.00	20,896.99
WZR	14934799	Buy	07/06/2021	09/06/2021	0.265	30000	18.14	1.81	0.00	7,969.95
WZR	15055848	Buy	17/06/2021	21/06/2021	0.255	40000	18.14	1.81	0.00	10,219.95
WZR	15141334	Buy	24/06/2021	28/06/2021	0.260	30000	18.14	1.81	0.00	7,819.95

While every effort has been made to provide you with an accurate transaction summary, we give no warranty of accuracy or reliability and take no responsibility for any errors or omissions including by negligence. You should confirm the information, holdings and valuations contained herein. All prices and values are denominated in AUD unless otherwise indicated. The ANZ Share Investing service is provided by CMC Markets Stockbroking Limited (ABN 69 081 002 851, AFSL 246381), a Participant of the ASX Group (CMC Markets Stockbroking), SSX (Sydney Stock Exchange) and Cboe (Cboe Australia) at the request of Australia and New Zealand Banking Group Limited ABN 11 005 357 522.



SHARE INVESTING

MR RICHARD FOWLER + MRS LEI ZHANG <RICHINA SUPER FUND A/C>

2C COPPIN STREET

MALVERN EAST VIC 3145

AUSTRALIA

Holdings

At close of business: 30/06/2021

Trading Account Number: 1313249

Code	Company Name	Closing Price	FX Rate	Quantity	Value
AAPL:US	Apple	136.960 USD	1.326	56	10,232.227
AMZN:US	Amazon.com	3,440.160 USD	1.326	3	13,768.552
CCE	CARNEGIE CLEAN ENERGY LIMITED	0.002		10,000,000	20,000.000
CSIQ:US	Canadian Solar	44.840 USD	1.326	130	7,776.736
CSL	CSL LIMITED	285.190		400	114,076.000
FSR:US	Fisker	19.280 USD	1.326	500	12,860.724
GE:US	General Electric Company	13.460 USD	1.326	875	15,712.363
GM:US	General Motors Company	59.170 USD	1.326	160	12,630.192
ISX	ISIGNTHIS LTD	1.070		15,000	16,050.000
MQG	MACQUARIE GROUP LIMITED	156.430		200	31,286.000
MSFT:US	Microsoft Corp	270.900 USD	1.326	34	12,287.861
NAB	NATIONAL AUSTRALIA BANK LIMITED	26.220		282	7,394.040
NVDA:US	NVIDIA Corp	800.100 USD	1.326	27	28,820.162
TALO:US	Talos Energy	15.640 USD	1.326	854	17,818.987
TSLA:US	Tesla	679.700 USD	1.326	20	18,135.755
VALE:US	Vale SA	22.810 USD	1.326	377	11,472.420
WZR	WISR LIMITED	0.260		100,000	26,000.000
XRO	XERO LIMITED	137.100		500	68,550.000
Total					444,872.018

While every effort has been made to provide you with an accurate transaction summary, we give no warranty of accuracy or reliability and take no responsibility for any errors or omissions including by negligence. You should confirm the information, holdings and valuations contained herein. All prices and values are denominated in AUD unless otherwise indicated. The ANZ Share Investing service is provided by CMC Markets Stockbroking Limited (ABN 69 081 002 851, AFSL 246381), a Participant of the ASX Group (CMC Markets Stockbroking), SSX (Sydney Stock Exchange) and Cboe (Cboe Australia) at the request of Australia and New Zealand Banking Group Limited ABN 11 005 357 522.

Page 13 of 16

Generated : 13/05/2022 11:35 AM



SHARE INVESTING

MR RICHARD FOWLER + MRS LEI ZHANG <RICHINA SUPER FUND A/C>
2C COPPIN STREET
MALVERN EAST VIC 3145
AUSTRALIA

International Dividends

Period: 01/07/2020 - 30/06/2021
Trading Account Number: 1313249

Code	Pay Date	Ex Date	Holdings at Ex Date	Gross Amount Per Share	Gross Amount	Fees	Tax Withheld	Net Amount	FX Rate	Net Amount (AUD)
MSFT:US	15/09/2020	19/08/2020	34.00	0.5099998	USD 17.34	USD 0.00	USD 2.60	USD 14.74	0.72899	20.22
NVDA:US	29/09/2020	01/09/2020	27.00	0.1599995	USD 4.32	USD 0.00	USD 0.65	USD 3.67	0.70907	5.18
AAPL:US	24/11/2020	06/11/2020	56.00	0.2049996	USD 11.48	USD 0.00	USD 1.72	USD 9.76	0.72408	13.48
MSFT:US	18/12/2020	18/11/2020	34.00	0.5599993	USD 19.04	USD 0.00	USD 2.86	USD 16.18	0.76281	21.22
NVDA:US	18/01/2021	03/12/2020	27.00	0.1599997	USD 4.32	USD 0.00	USD 0.65	USD 3.67	0.77055	4.77
GE:US	05/02/2021	18/12/2020	875.00	0.0099993	USD 8.75	USD 0.00	USD 1.31	USD 7.44	0.76424	9.73
AAPL:US	16/02/2021	05/02/2021	56.00	0.2049995	USD 11.48	USD 0.00	USD 1.72	USD 9.76	0.78017	12.51
MSFT:US	22/03/2021	17/02/2021	34.00	0.5600000	USD 19.04	USD 0.00	USD 2.86	USD 16.18	0.77375	20.92
NVDA:US	08/04/2021	09/03/2021	27.00	0.1599997	USD 4.32	USD 0.00	USD 0.65	USD 3.67	0.76475	4.80
GE:US	28/04/2021	05/03/2021	875.00	0.0099993	USD 8.75	USD 0.00	USD 1.31	USD 7.44	0.78046	9.53
AAPL:US	27/05/2021	07/05/2021	56.00	0.2199998	USD 12.32	USD 0.00	USD 1.85	USD 10.47	0.77327	13.54
MSFT:US	15/06/2021	19/05/2021	34.00	0.5599993	USD 19.04	USD 0.00	USD 2.86	USD 16.18	0.77677	20.84
Total										156.74

While every effort has been made to provide you with an accurate transaction summary, we give no warranty of accuracy or reliability and take no responsibility for any errors or omissions including by negligence. You should confirm the information, holdings and valuations contained herein. All prices and values are denominated in AUD unless otherwise indicated. The ANZ Share Investing service is provided by CMC Markets Stockbroking Limited (ABN 69 081 002 851, AFSL 246381), a Participant of the ASX Group (CMC Markets Stockbroking), SSX (Sydney Stock Exchange) and Cboe (Cboe Australia) at the request of Australia and New Zealand Banking Group Limited ABN 11 005 357 522.



Statement Glossary

Trading Account Statement

The Trading Account Statement displays all transactions processed through the trading account during the reporting period. This may include trade transactions (buying and selling shares) as well as cash movements for settling trades. All prices and values are denominated in AUD unless otherwise indicated.

Date	The date the transaction was processed
Reference	A unique reference number for the transaction
Description	A brief description of the transaction
Debit	Amount debited from the trading account
Credit	Amount credited to the trading account
Balance	A running balance of the trading account

Confirmations

The Confirmations statement lists all equity trade confirmations recorded on the trading account during the reporting period. This is a summary of the information provided to you through email or printed trade confirmations issued on the day of the trade. All prices and values are denominated in AUD unless otherwise indicated.

Code	The instrument code traded
Confirmation No	The unique confirmation reference number
Type	Indicates if the transaction was a Buy or Sell
Trade Date	The date the trade was recorded
Settlement Date	The date the transaction was due to settle. This will usually, but not always, be 2 business day after the trade date
Price	The average price at which the shares were bought or sold
Quantity	The number of shares bought or sold
Brokerage	The brokerage charged for the transaction (excluding GST)
GST	The GST charged for the transaction for brokerage and any other fees
Other Fees	Any other fees related to the transaction (excluding GST). This may include stamp duty, postage fees, or exchange fees. Please refer to your original confirmation for full details
Consideration	The consideration paid (for buys) or received (for sells) net of brokerage, fees, and GST
Foreign Exchange	For confirmations related to international shares, the foreign exchange rate and price in local currency is displayed

Holdings

The Holdings statement displays all equity positions held at the end of the reporting period.

Code	The instrument code
Company Name	The name of the company or instrument
Closing Price	The price as at market close on the last trading day of the reporting period
FX Rate	The foreign exchange rate applied to international holdings
Quantity	The notional number of shares held. This will include any pending buy transactions, and exclude any pending sell transactions
Value	The value, in AUD, of the holding at the end of the reporting period. So Closing Price x Quantity (x FX rate for international holdings)



Statement Glossary

International Dividends

The International Dividends Statement lists all dividends paid from international shares during the reporting period. All prices and values are denominated in AUD unless otherwise indicated.

Code	The instrument code
Pay Date	The date the dividend was paid to you
Ex Date	The date after which a security will trade without the dividend. You must hold the security on this date to be entitled to the dividend
Holdings at Ex Date	The number of shares you held on the ex date
Gross Amount Per Share	The amount paid by the company per share held
Gross Amount	The gross amount paid, being Amount per Share x Holdings at ex date
Fees	Custodial Fees charged by our custodian
Tax Withheld	The amount of tax withheld from the dividend. In some cases for US Shares you may be eligible for a reduced rate of withholding tax. See the trading platform under Support US Tax Form for more details
Net Amount	The net amount paid after tax has been withheld in the local currency of the instrument
FX Rate	The foreign exchange rate applied to the dividend payment
Net Amount (AUD)	The net amount in AUD paid into your account

77700 - Shares in Listed Companies (Overseas)

2021 Financial Year

Preparer Aira Cutiongco

Reviewer Steven Lee

Status Completed

Account Code	Description	CY Units	CY Balance	LY Units	LY Balance	Change
AAPL. NDQ17	Apple Inc	56.000000	\$10,201.86			100%
ADBE.NDQ5	Adobe Inc	0.000000				0%
AMZN. NDQ12	Amazon.com Inc.	3.000000	\$13,727.69			100%
BYND.NDQ3	Beyond Meat Inc	0.000000		44.000000	\$8,589.71	100%
CSIQ.NDQ	Canadian Solar Inc	130.000000	\$7,753.66			100%
FSLY.NYE1	Fastly Inc - Ordinary Shares - Class A	0.000000				0%
FSR.NYE	Fisker Inc - Ordinary Shares - Class A	500.000000	\$12,822.55			100%
GE.NYE1	General Electric Co.	875.000000	\$15,665.74			100%
GM.NYE01	General Motors Company	160.000000	\$12,592.70			100%
MSFT. NDQ01	MICROSOFT CORP	34.000000	\$12,251.40			100%
NVDA. NDQ11	NVIDIA Corp	27.000000	\$28,734.64			100%
TALO.NYE	Talos Energy Inc	854.000000	\$17,766.10			100%
TSLA.NDQ5	Tesla Inc	20.000000	\$18,081.94	8.000000	\$12,587.03	43.66%
VALE.NYE	Vale S.A. - ADR	377.000000	\$11,438.37			100%

TOTAL	CY Units	CY Balance	LY Units	LY Balance
	3036.000000	\$161,036.65	52.000000	\$21,176.74

Supporting Documents

- Investment Movement Report [Report](#)

Standard Checklist

- Attach copies of Statements and Source Documentation
- Attach Investment Movement Report
- Ensure all Investments are valued at June 30 in Australian Dollars
- Ensure the investment is in accordance with the Fund's investment strategy
- Ensure the investment is in accordance with the SIS Act

RICHINA SUPERANNUATION FUND

Investment Movement Report

As at 30 June 2021

Investment	Opening Balance		Additions		Disposals			Closing Balance		
	Units	Cost	Units	Cost	Units	Cost	Accounting Profit/(Loss)	Units	Cost	Market Value
Bank Accounts										
ANZ Bank Account ***252		981.93		367,577.10		(311,550.00)			57,009.03	57,009.03
ANZ Bank Account ***677		22,267.02		1,059,268.16		(1,077,537.56)			3,997.62	3,997.62
Independent Reserve Cash AUD				1,066,540.19		(1,063,799.77)			2,740.42	2,740.42
ING Optimiser Account ***762		142.11		0.22		(0.01)			142.32	142.32
		23,391.06		2,493,385.67		(2,452,887.34)			63,889.39	63,889.39
Cryptocurrency										
BTC.COIN2 - Bitcoin			16.30	799,241.37	(15.30)	(749,538.86)	25,061.82	1.00	49,702.51	46,220.02
ETH.COIN1 - Ethereum			30.00	114,558.40	(20.00)	(71,868.64)	(24,929.15)	10.00	42,689.76	28,436.86
				913,799.77		(821,407.50)	132.67		92,392.27	74,656.88
Shares in Listed Companies (Australian)										
APT.AX - Afterpay Limited			500.00	40,030.55	(500.00)	(40,030.55)	3,054.01		0.00	
AGL.AX - AGL Energy Limited.			500.00	7,704.95	(500.00)	(7,704.95)	25.10		0.00	
AMN.AX - Agrimin Limited			20,000.00	13,887.82	(20,000.00)	(13,887.82)	(4,263.67)		0.00	

RICHINA SUPERANNUATION FUND
Investment Movement Report

As at 30 June 2021

Investment	Opening Balance		Additions		Disposals			Closing Balance		
	Units	Cost	Units	Cost	Units	Cost	Accounting Profit/(Loss)	Units	Cost	Market Value
ASX.AX - ASX Limited	100.00	7,455.54			(100.00)	(7,455.54)	538.51		0.00	
ANZ.AX - Australia And New Zealand Banking Group Limited	300.00	4,853.90			(300.00)	(4,853.90)	703.15		0.00	
AVH.AX - Avita Medical Inc.	500.00	3,839.90			(500.00)	(3,839.90)	(399.85)		0.00	
BSL.AX - Bluescope Steel Limited			9,000.00	97,126.72	(9,000.00)	(97,126.72)	236.06		0.00	
BRN.AX - Brainchip Holdings Ltd			10,000.00	3,819.95	(10,000.00)	(3,819.95)	460.10		0.00	
CCE.AX - Carnegie Clean Energy Limited	750,000.00	7,759.85	9,250,000.00	57,956.55				10,000,000.00	65,716.40	20,000.00
CGF.AX - Challenger Limited	1,500.00	6,560.07	1,000.00	3,679.95	(2,500.00)	(10,240.02)	230.08		0.00	
CBA.AXW - Commonwealth Bank Of Australia.	100.00	6,056.90			(100.00)	(6,056.90)	848.15		0.00	
CSL.AX - CSL Limited	350.00	60,089.84	50.00	13,965.90				400.00	74,055.74	114,076.00
DOU.AX - Douough Limited			700,000.00	196,966.44	(700,000.00)	(196,966.44)	23,089.72		0.00	
EMV.AX - Emvision Medical Devices Ltd			10,000.00	30,841.62	(10,000.00)	(30,841.62)	(1,221.58)		0.00	
FMG.AX - Fortescue Metals Group Ltd			6,500.00	97,282.45	(6,500.00)	(97,282.45)	480.74		0.00	

RICHINA SUPERANNUATION FUND
Investment Movement Report

As at 30 June 2021

Investment	Opening Balance		Additions		Disposals			Closing Balance		
	Units	Cost	Units	Cost	Units	Cost	Accounting Profit/(Loss)	Units	Cost	Market Value
ISX.AX - Isignthis Ltd	15,000.00	10,894.95						15,000.00	10,894.95	16,050.00
LMC.AX - Lemarne Corporation Limited	6,000.00	3,546.00			(6,000.00)	(3,546.00)	(3,546.00)		0.00	
LNK.AX - Link Administration Holdings Limited	2,000.00	7,104.85			(2,000.00)	(7,104.85)	1,005.25		0.00	
MQG.AX - Macquarie Group Limited	200.00	21,199.80						200.00	21,199.80	31,286.00
MQGPB.AX - Macquarie Group Limited			200.00	20,402.42	(200.00)	(20,402.42)	(402.42)		0.00	
MQGPE.AX - Macquarie Group Limited			200.00	20,000.00	(200.00)	(20,000.00)	(47.67)		0.00	
MQGPC.AX - Macquarie Group Limited (Capital Notes 3)	200.00	20,666.40			(200.00)	(20,666.40)	230.59		0.00	
MP1.AX - Megaport Limited			1,700.00	26,690.97	(1,700.00)	(26,690.97)	(1,859.73)		0.00	
NAB.AX - National Australia Bank Limited	276.00	4,098.35	6.00	113.40				282.00	4,211.75	7,394.04
NCM.AX - Newcrest Mining Limited			500.00	17,446.85	(500.00)	(17,446.85)	(1,581.80)		0.00	
NXL.AX - Nuix Limited			1,000.00	5,444.95	(1,000.00)	(5,444.95)	(1,146.20)		0.00	
OPT.AX - Opthea Limited	2,000.00	5,479.95			(2,000.00)	(5,479.95)	0.10		0.00	

RICHINA SUPERANNUATION FUND
Investment Movement Report

As at 30 June 2021

Investment	Opening Balance		Additions		Disposals			Closing Balance		
	Units	Cost	Units	Cost	Units	Cost	Accounting Profit/(Loss)	Units	Cost	Market Value
ORG.AXW - Origin Energy Limited	1,000.00	4,989.95	1,000.00	4,244.90	(2,000.00)	(9,234.85)	366.25			0.00
OVN.AX - Oventus Medical Limited	30,000.00	9,489.90			(30,000.00)	(9,489.90)	(5,623.01)			0.00
PNV.AX - Polynovo Limited	3,000.00	4,399.95			(3,000.00)	(4,399.95)	2,180.10			0.00
RIO.AX - RIO Tinto Limited	200.00	12,654.00			(200.00)	(12,654.00)	8,238.14			0.00
STO.AXW - Santos Limited	3,000.00	11,114.65			(3,000.00)	(11,114.65)	4,880.45			0.00
SEK.AX - Seek Limited	400.00	6,853.85	100.00	1,978.95	(500.00)	(8,832.80)	757.25			0.00
SZL.AX - Sezzle Inc.			3,500.00	30,449.75	(3,500.00)	(30,449.75)	(1,049.65)			0.00
SUL.AX - Super Retail Group Limited	11,000.00	92,942.12			(11,000.00)	(92,942.12)	(111.95)			0.00
SM1.AX - Synlait Milk Limited	1,000.00	4,659.90			(1,000.00)	(4,659.90)	1,280.15			0.00
TLS.AX - Telstra Corporation Limited.	1,000.00	2,929.95			(1,000.00)	(2,929.95)	435.10			0.00
DXN.AX - The Data Exchange Network Limited			400,000.00	13,039.90	(400,000.00)	(13,039.90)	(7,662.60)			0.00
TYR.AX - Tyro Payments Limited	2,000.00	5,519.95			(2,000.00)	(5,519.95)	780.10			0.00

RICHINA SUPERANNUATION FUND

Investment Movement Report

As at 30 June 2021

Investment	Opening Balance		Additions		Disposals			Closing Balance		
	Units	Cost	Units	Cost	Units	Cost	Accounting Profit/(Loss)	Units	Cost	Market Value
VOC.AX - Vocus Group Limited	1,500.00	3,894.90			(1,500.00)	(3,894.90)	480.15		0.00	
WEB.AX - Webjet Limited	2,000.00	6,239.85	1,000.00	2,889.95	(3,000.00)	(9,129.80)	1,110.25		0.00	
WBC.AX - Westpac Banking Corporation	200.00	3,135.95	300.00	7,536.90	(500.00)	(10,672.85)	702.25		0.00	
WZR.AX - Wisr Limited	200,000.00	44,818.26	100,000.00	26,009.85	(200,000.00)	(44,818.26)	631.69	100,000.00	26,009.85	26,000.00
WPL.AX - Woodside Petroleum Ltd	900.00	15,123.43	100.00	1,917.95	(1,000.00)	(17,041.38)	(231.33)		0.00	
XRO.AX - Xero Limited	200.00	7,278.00	300.00	30,014.37				500.00	37,292.37	68,550.00
XTE.AX - Xtek Limited.	10,000.00	5,969.95			(10,000.00)	(5,969.95)	876.10		0.00	
ZEL.AX - Z Energy Limited.	2,000.00	5,359.90			(2,000.00)	(5,359.90)	(479.85)		0.00	
		416,980.76		771,444.01		(949,043.91)	23,992.23		239,380.86	283,356.04

Shares in Listed Companies (Overseas)

ADBE.NDQ5 - Adobe Inc			14.00	9,229.94	(14.00)	(9,229.94)	(304.79)		0.00	
AMZN.NDQ12 - Amazon.com Inc.			3.00	12,029.21				3.00	12,029.21	13,727.69
AAPL.NDQ17 - Apple Inc			56.00	9,762.83				56.00	9,762.83	10,201.86

RICHINA SUPERANNUATION FUND
Investment Movement Report

As at 30 June 2021

Investment	Opening Balance		Additions		Disposals			Closing Balance		
	Units	Cost	Units	Cost	Units	Cost	Accounting Profit/(Loss)	Units	Cost	Market Value
BYND.NDQ3 - Beyond Meat Inc	44.00	9,524.36			(44.00)	(9,524.36)	1,979.57		0.00	
CSIQ.NDQ - Canadian Solar Inc			130.00	10,267.46				130.00	10,267.46	7,753.66
FSLY.NYE1 - Fastly Inc - Ordinary Shares - Class A			73.00	9,702.54	(73.00)	(9,702.54)	(528.97)		0.00	
FSR.NYE - Fisker Inc - Ordinary Shares - Class A			500.00	9,124.65				500.00	9,124.65	12,822.55
GE.NYE1 - General Electric Co.			875.00	9,815.43				875.00	9,815.43	15,665.74
GM.NYE01 - General Motors Company			160.00	11,599.15				160.00	11,599.15	12,592.70
MSFT.NDQ01 - MICROSOFT CORP			34.00	9,595.00				34.00	9,595.00	12,251.40
NVDA.NDQ11 - NVIDIA Corp			27.00	18,873.60				27.00	18,873.60	28,734.64
TALO.NYE - Talos Energy Inc			854.00	9,699.64				854.00	9,699.64	17,766.10
TSLA.NDQ5 - Tesla Inc	8.00	8,852.72	32.00		(20.00)	(4,426.36)	17,592.31	20.00	4,426.36	18,081.94
VALE.NYE - Vale S.A. - ADR			377.00	9,765.05				377.00	9,765.05	11,438.37
	18,377.08	129,464.50			(32,883.20)	(32,883.20)	18,738.12		114,958.38	161,036.65
	458,748.90	4,308,093.95			(4,256,221.95)	(4,256,221.95)	42,863.02		510,620.90	582,938.96



85000 - Income Tax Payable/Refundable

2021 Financial Year

Preparer Aira Cutiongco

Reviewer Steven Lee

Status Completed

Account Code	Description	CY Balance	LY Balance	Change
85000	Income Tax Payable/Refundable	(\$1,076.07)	\$8,070.81	(113.33)%
TOTAL		CY Balance	LY Balance	
		(\$1,076.07)	\$8,070.81	

Supporting Documents

- Exempt Pension Reconciliation [Report](#)
- Statement of Taxable Income [Report](#)
- Non Deductible Expense Reconciliation [Report](#)
- Tax Reconciliation Report [Report](#)
- ATO Income Tax.pdf [85000](#)

Standard Checklist

- Attach Actuarial Certificate (if applicable)
- Attach any other Tax reconciliations
- Attach copy of Exempt Pension Reconciliation (if applicable)
- Attach copy of Non Deductible Expense Reconciliation (if applicable)
- Attach copy of Statement of Taxable Income
- Attach copy of Tax Reconciliation Report
- Confirm Transactions in ATO Portal

RICHINA SUPERANNUATION FUND

Exempt Current Pension Income Reconciliation

For The Period 01 July 2020 - 30 June 2021

	Date	Account Code	Account Description	Taxable Amount	Actuary/Pool %	Exempt Amount
Segment - 01 July 2020 to 23 June 2021						
Label C						
	28/07/2020	25100	Interest Received ATO General Interest	0.54		
	01/07/2020	25000/ANZ299519252	ANZ Bank Account ***252	1.43		
	31/07/2020	25000/ANZ208454677	ANZ Bank Account ***677	0.49		
	31/08/2020	25000/ANZ208454677	ANZ Bank Account ***677	0.25		
	30/09/2020	25000/ANZ208454677	ANZ Bank Account ***677	0.07		
	01/10/2020	25000/ANZ299519252	ANZ Bank Account ***252	9.00		
	30/10/2020	25000/ANZ208454677	ANZ Bank Account ***677	0.23		
	30/11/2020	25000/ANZ208454677	ANZ Bank Account ***677	0.20		
	31/12/2020	25000/ANZ208454677	ANZ Bank Account ***677	0.34		
	01/01/2021	25000/ANZ299519252	ANZ Bank Account ***252	3.52		
	29/01/2021	25000/ANZ208454677	ANZ Bank Account ***677	0.10		
	26/02/2021	25000/ANZ208454677	ANZ Bank Account ***677	0.62		
	31/03/2021	25000/ANZ208454677	ANZ Bank Account ***677	0.46		
	01/04/2021	25000/ANZ299519252	ANZ Bank Account ***252	9.12		
	30/04/2021	25000/ANZ208454677	ANZ Bank Account ***677	0.32		
	31/05/2021	25000/ANZ208454677	ANZ Bank Account ***677	0.09		
			Total	26.78	100.000 %	26.78
Label D1						
	15/09/2020	23900/MSFT.NDQ01	MICROSOFT CORP	23.79		
	29/09/2020	23900/NVDA.NDQ11	NVIDIA Corp	6.10		
	24/11/2020	23900/AAPL.NDQ17	Apple Inc	15.86		

RICHINA SUPERANNUATION FUND

Exempt Current Pension Income Reconciliation

For The Period 01 July 2020 - 30 June 2021

	Date	Account Code	Account Description	Taxable Amount	Actuary/Pool %	Exempt Amount
Label D1						
	18/12/2020	23900/MSFT.NDQ01	MICROSOFT CORP	24.97		
	18/01/2021	23900/NVDA.NDQ11	NVIDIA Corp	5.61		
	05/02/2021	23900/GE.NYE1	General Electric Co.	11.44		
	16/02/2021	23900/AAPL.NDQ17	Apple Inc	14.71		
	23/03/2021	23900/MSFT.NDQ01	MICROSOFT CORP	24.62		
	08/04/2021	23900/NVDA.NDQ11	NVIDIA Corp	5.65		
	28/04/2021	23900/GE.NYE1	General Electric Co.	11.21		
	27/05/2021	23900/AAPL.NDQ17	Apple Inc	15.93		
	15/06/2021	23900/MSFT.NDQ01	MICROSOFT CORP	24.52		
			Total	184.41	100.000 %	184.41

Label J						
	03/07/2020	23900/MQG.AX	Macquarie Group Limited	216.00		
	15/09/2020	23900/MQGPC.AX	Macquarie Group Limited (Capital Notes 3)	105.86		
	09/10/2020	23900/CSL.AX	CSL Limited	587.83		
	15/12/2020	23900/MQGPC.AX	Macquarie Group Limited (Capital Notes 3)	104.53		
	22/12/2020	23900/MQG.AX	Macquarie Group Limited	162.00		
	15/03/2021	23900/MQGPC.AX	Macquarie Group Limited (Capital Notes 3)	101.50		
	17/03/2021	23900/MQGPB.AX	Macquarie Group Limited	268.25		
	26/03/2021	23900/ORG.AXW	Origin Energy Limited	125.00		
	01/04/2021	23900/CSL.AX	CSL Limited	539.63		
	15/06/2021	23900/MQGPC.AX	Macquarie Group Limited (Capital Notes 3)	104.23		

RICHINA SUPERANNUATION FUND

Exempt Current Pension Income Reconciliation

For The Period 01 July 2020 - 30 June 2021

	Date	Account Code	Account Description	Taxable Amount	Actuary/Pool %	Exempt Amount
Label J						
				Total		2,314.83
					100.000 %	2,314.83
Label K						
	03/07/2020	23900/NAB.AX	National Australia Bank Limited	30.00		
	03/07/2020	23900/MQG.AX	Macquarie Group Limited	144.00		
	23/07/2020	23900/SEK.AX	Seek Limited	52.00		
	15/09/2020	23900/MQGPC.AX	Macquarie Group Limited (Capital Notes 3)	70.58		
	17/09/2020	23900/RIO.AX	RIO Tinto Limited	432.94		
	18/09/2020	23900/WPL.AX	Woodside Petroleum Ltd	326.22		
	24/09/2020	23900/STO.AXW	Santos Limited	58.28		
	25/09/2020	23900/NCM.AX	Newcrest Mining Limited	121.90		
	30/09/2020	23900/CBA.AXW	Commonwealth Bank Of Australia.	98.00		
	30/09/2020	23900/ASX.AX	ASX Limited	122.50		
	10/12/2020	23900/NAB.AX	National Australia Bank Limited	83.40		
	15/12/2020	23900/MQGPC.AX	Macquarie Group Limited (Capital Notes 3)	69.69		
	22/12/2020	23900/MQG.AX	Macquarie Group Limited	108.00		
	15/03/2021	23900/MQGPC.AX	Macquarie Group Limited (Capital Notes 3)	67.66		
	17/03/2021	23900/MQGPB.AX	Macquarie Group Limited	178.83		
	15/06/2021	23900/MQGPC.AX	Macquarie Group Limited (Capital Notes 3)	69.49		
			Total	2,033.49	100.000 %	2,033.49
Label L						
	03/07/2020	23900/NAB.AX	National Australia Bank Limited	12.86		
	03/07/2020	23900/MQG.AX	Macquarie Group Limited	61.71		

RICHINA SUPERANNUATION FUND

Exempt Current Pension Income Reconciliation

For The Period 01 July 2020 - 30 June 2021

	Date	Account Code	Account Description	Taxable Amount	Actuary/Pool %	Exempt Amount
Label L						
	23/07/2020	23900/SEK.AX	Seek Limited	22.29		
	15/09/2020	23900/MQGPC.AX	Macquarie Group Limited (Capital Notes 3)	30.25		
	17/09/2020	23900/RIO.AX	RIO Tinto Limited	185.55		
	18/09/2020	23900/WPL.AX	Woodside Petroleum Ltd	139.81		
	24/09/2020	23900/STO.AXW	Santos Limited	24.98		
	30/09/2020	23900/CBA.AXW	Commonwealth Bank Of Australia.	42.00		
	30/09/2020	23900/ASX.AX	ASX Limited	52.50		
	10/12/2020	23900/NAB.AX	National Australia Bank Limited	35.74		
	15/12/2020	23900/MQGPC.AX	Macquarie Group Limited (Capital Notes 3)	29.87		
	22/12/2020	23900/MQG.AX	Macquarie Group Limited	46.29		
	15/03/2021	23900/MQGPC.AX	Macquarie Group Limited (Capital Notes 3)	29.00		
	17/03/2021	23900/MQGPB.AX	Macquarie Group Limited	76.64		
	15/06/2021	23900/MQGPC.AX	Macquarie Group Limited (Capital Notes 3)	29.78		
			Total	819.27	100.000 %	819.27
Label S						
	03/08/2020	26500/SHKDMISINCOME25	Miscellaneous Income	39.90		
	05/08/2020	26500/SHKDMISINCOME25	Miscellaneous Income	39.90		
	07/08/2020	26500/SHKDMISINCOME25	Miscellaneous Income	19.95		
			Total	99.75	100.000 %	99.75
					Total Segment ECPI *	5,478.53

Segment - 24 June 2021 to 30 June 2021

Label C

RICHINA SUPERANNUATION FUND

Exempt Current Pension Income Reconciliation

For The Period 01 July 2020 - 30 June 2021

	Date	Account Code	Account Description	Taxable Amount	Actuary/Pool %	Exempt Amount
Label C						
	30/06/2021	25000/ANZ208454677	ANZ Bank Account ***677	0.12		
			Total	0.12	100.000 %	0.12
Label K						
	25/06/2021	23900/WBC.AX	Westpac Banking Corporation	116.00		
			Total	116.00	100.000 %	116.00
Label L						
	25/06/2021	23900/WBC.AX	Westpac Banking Corporation	49.71		
			Total	49.71	100.000 %	49.71
					Total Segment ECPI *	165.83
					SMSF Annual Return Rounding	4.36
					Total ECPI	5,640.00

* Total Segment ECPI does not include ECPI amounts from Label A. The total ECPI from Label A is shown separately at the start of the report.

RICHINA SUPERANNUATION FUND

Pension Non Deductible Expense Report

For The Period 01 July 2020 - 30 June 2021

	Date	Account Code	Account Description	Amount	Expense %	Deductible	Non Deductible
Segment - 01 July 2020 to 23 June 2021							
Label H							
Deemed Segregated							
	11/05/2021	30700	Auditor's Remuneration	450.00			
	23/06/2021	30700	Auditor's Remuneration	450.00			
			Total	900.00	27.326 %	654.06	245.94
Label I							
Deemed Segregated							
	02/07/2020	37500/SHKDRichinaETrade	Etrade Account	41.25			
	04/08/2020	37500/SHKDRichinaETrade	Etrade Account	41.25			
			Total	82.50	100.000 %	0.00	82.50
Label J							
Deemed Segregated							
	22/07/2020	30100	Accountancy Fees	885.00			
	23/06/2021	30100	Accountancy Fees	85.00			
	11/05/2021	30100	Accountancy Fees	215.00			
			Total	1,185.00	27.326 %	861.18	323.82
Deemed Segregated							
	28/07/2020	30400	ATO Supervisory Levy	259.00			

RICHINA SUPERANNUATION FUND

Pension Non Deductible Expense Report

For The Period 01 July 2020 - 30 June 2021

	Date	Account Code	Account Description	Amount	Expense %	Deductible	Non Deductible
Label J							
Deemed Segregated							
	18/05/2021	30400	ATO Supervisory Levy	259.00			
			Total	518.00	0.000 %	518.00	0.00
						Label Total	1,379.18
							323.82
						Total Segment Expenses	2,033.24
							652.26
Segment - 24 June 2021 to 30 June 2021							
Label L							
Deemed Segregated							
	30/06/2021	85000	Income Tax Payable/Refundable	0.68			
			Total	0.68	0.000 %	0.00	0.68
						Total Segment Expenses	0.00
							0.68
						Total Expenses *	2,033.24
							652.94

* General expense percentage - 27.326 %

* Investment expense percentage - 100.000 %

RICHINA SUPERANNUATION FUND
Statement of Taxable Income

For the year ended 30 June 2021

	2021
	\$
Benefits accrued as a result of operations	41,626.45
Less	
Other Non Taxable Income	(1.22)
Exempt current pension income	5,640.00
Realised Accounting Capital Gains	42,863.02
	<u>48,501.80</u>
Add	
Decrease in MV of investments	3,832.56
SMSF non deductible expenses	650.00
Pension Payments	14,465.00
Franking Credits	868.98
Foreign Credits	27.67
	<u>19,844.21</u>
SMSF Annual Return Rounding	(1.86)
Taxable Income or Loss	<u>12,967.00</u>
Income Tax on Taxable Income or Loss	1,945.05
Less	
Franking Credits	868.98
CURRENT TAX OR REFUND	<u>1,076.07</u>
Supervisory Levy	259.00
AMOUNT DUE OR REFUNDABLE	<u>1,335.07</u>

RICHINA SUPERANNUATION FUND

Tax Reconciliation Report

For the year ended 30 June 2021

Tax Return Label	Date	Account Code	Account Name	Amount \$
C - Income - Gross interest				
	28/07/2020	25100	Interest Received ATO General Interest Charge	0.54
	01/07/2020	25000/ANZ299519252	ANZ Bank Account ***252	1.43
	31/07/2020	25000/ANZ208454677	ANZ Bank Account ***677	0.49
	31/08/2020	25000/ANZ208454677	ANZ Bank Account ***677	0.25
	30/09/2020	25000/ANZ208454677	ANZ Bank Account ***677	0.07
	01/10/2020	25000/ANZ299519252	ANZ Bank Account ***252	9.00
	30/10/2020	25000/ANZ208454677	ANZ Bank Account ***677	0.23
	30/11/2020	25000/ANZ208454677	ANZ Bank Account ***677	0.20
	31/12/2020	25000/ANZ208454677	ANZ Bank Account ***677	0.34
	01/01/2021	25000/ANZ299519252	ANZ Bank Account ***252	3.52
	29/01/2021	25000/ANZ208454677	ANZ Bank Account ***677	0.10
	26/02/2021	25000/ANZ208454677	ANZ Bank Account ***677	0.62
	31/03/2021	25000/ANZ208454677	ANZ Bank Account ***677	0.46
	01/04/2021	25000/ANZ299519252	ANZ Bank Account ***252	9.12
	30/04/2021	25000/ANZ208454677	ANZ Bank Account ***677	0.32
	31/05/2021	25000/ANZ208454677	ANZ Bank Account ***677	0.09
	30/06/2021	25000/ANZ208454677	ANZ Bank Account ***677	0.12
Sub-Total				26.90
Ignore Cents				0.90
Total				26.00
D1 - Income - Gross foreign income				
	15/09/2020	23900/MSFT.NDQ01	MICROSOFT CORP	23.79
	29/09/2020	23900/NVDA.NDQ11	NVIDIA Corp	6.10
	24/11/2020	23900/AAPL.NDQ17	Apple Inc	15.86
	18/12/2020	23900/MSFT.NDQ01	MICROSOFT CORP	24.97
	18/01/2021	23900/NVDA.NDQ11	NVIDIA Corp	5.61
	05/02/2021	23900/GE.NYE1	General Electric Co.	11.44
	16/02/2021	23900/AAPL.NDQ17	Apple Inc	14.71
	23/03/2021	23900/MSFT.NDQ01	MICROSOFT CORP	24.62
	08/04/2021	23900/NVDA.NDQ11	NVIDIA Corp	5.65
	28/04/2021	23900/GE.NYE1	General Electric Co.	11.21
	27/05/2021	23900/AAPL.NDQ17	Apple Inc	15.93
	15/06/2021	23900/MSFT.NDQ01	MICROSOFT CORP	24.52
Sub-Total				184.41
Ignore Cents				0.41
Total				184.00
D - Income - Net foreign income				
	15/09/2020	23900/MSFT.NDQ01	MICROSOFT CORP	23.79
	29/09/2020	23900/NVDA.NDQ11	NVIDIA Corp	6.10
	24/11/2020	23900/AAPL.NDQ17	Apple Inc	15.86
	18/12/2020	23900/MSFT.NDQ01	MICROSOFT CORP	24.97
	18/01/2021	23900/NVDA.NDQ11	NVIDIA Corp	5.61

RICHINA SUPERANNUATION FUND

Tax Reconciliation Report

For the year ended 30 June 2021

Tax Return Label	Date	Account Code	Account Name	Amount \$
D - Income - Net foreign income				
	05/02/2021	23900/GE.NYE1	General Electric Co.	11.44
	16/02/2021	23900/AAPL.NDQ17	Apple Inc	14.71
	23/03/2021	23900/MSFT.NDQ01	MICROSOFT CORP	24.62
	08/04/2021	23900/NVDA.NDQ11	NVIDIA Corp	5.65
	28/04/2021	23900/GE.NYE1	General Electric Co.	11.21
	27/05/2021	23900/AAPL.NDQ17	Apple Inc	15.93
	15/06/2021	23900/MSFT.NDQ01	MICROSOFT CORP	24.52
Sub-Total				184.41
Ignore Cents				0.41
Total				184.00
J - Unfranked dividend amount				
	03/07/2020	23900/MQG.AX	Macquarie Group Limited	216.00
	15/09/2020	23900/MQGPC.AX	Macquarie Group Limited (Capital Notes 3)	105.86
	09/10/2020	23900/CSL.AX	CSL Limited	587.83
	15/12/2020	23900/MQGPC.AX	Macquarie Group Limited (Capital Notes 3)	104.53
	22/12/2020	23900/MQG.AX	Macquarie Group Limited	162.00
	15/03/2021	23900/MQGPC.AX	Macquarie Group Limited (Capital Notes 3)	101.50
	17/03/2021	23900/MQGPB.AX	Macquarie Group Limited	268.25
	26/03/2021	23900/ORG.AXW	Origin Energy Limited	125.00
	01/04/2021	23900/CSL.AX	CSL Limited	539.63
	15/06/2021	23900/MQGPC.AX	Macquarie Group Limited (Capital Notes 3)	104.23
Sub-Total				2,314.83
Ignore Cents				0.83
Total				2,314.00
K - Franked dividend amount				
	03/07/2020	23900/MQG.AX	Macquarie Group Limited	144.00
	03/07/2020	23900/NAB.AX	National Australia Bank Limited	30.00
	23/07/2020	23900/SEK.AX	Seek Limited	52.00
	15/09/2020	23900/MQGPC.AX	Macquarie Group Limited (Capital Notes 3)	70.58
	17/09/2020	23900/RIO.AX	RIO Tinto Limited	432.94
	18/09/2020	23900/WPL.AX	Woodside Petroleum Ltd	326.22
	24/09/2020	23900/STO.AXW	Santos Limited	58.28
	25/09/2020	23900/NCM.AX	Newcrest Mining Limited	121.90
	30/09/2020	23900/CBA.AXW	Commonwealth Bank Of Australia.	98.00
	30/09/2020	23900/ASX.AX	ASX Limited	122.50
	10/12/2020	23900/NAB.AX	National Australia Bank Limited	83.40
	15/12/2020	23900/MQGPC.AX	Macquarie Group Limited (Capital Notes 3)	69.69
	22/12/2020	23900/MQG.AX	Macquarie Group Limited	108.00
	15/03/2021	23900/MQGPC.AX	Macquarie Group Limited (Capital Notes 3)	67.66

RICHINA SUPERANNUATION FUND

Tax Reconciliation Report

For the year ended 30 June 2021

Tax Return Label	Date	Account Code	Account Name	Amount \$
K - Franked dividend amount				
	17/03/2021	23900/MQGPB.AX	Macquarie Group Limited	178.83
	15/06/2021	23900/MQGPC.AX	Macquarie Group Limited (Capital Notes 3)	69.49
	25/06/2021	23900/WBC.AX	Westpac Banking Corporation	116.00
Sub-Total				2,149.49
Ignore Cents				0.49
Total				2,149.00
L - Income - Dividend franking credit				
	03/07/2020	23900/MQG.AX	Macquarie Group Limited	61.71
	03/07/2020	23900/NAB.AX	National Australia Bank Limited	12.86
	23/07/2020	23900/SEK.AX	Seek Limited	22.29
	15/09/2020	23900/MQGPC.AX	Macquarie Group Limited (Capital Notes 3)	30.25
	17/09/2020	23900/RIO.AX	RIO Tinto Limited	185.55
	18/09/2020	23900/WPL.AX	Woodside Petroleum Ltd	139.81
	24/09/2020	23900/STO.AXW	Santos Limited	24.98
	30/09/2020	23900/CBA.AXW	Commonwealth Bank Of Australia.	42.00
	30/09/2020	23900/ASX.AX	ASX Limited	52.50
	10/12/2020	23900/NAB.AX	National Australia Bank Limited	35.74
	15/12/2020	23900/MQGPC.AX	Macquarie Group Limited (Capital Notes 3)	29.87
	22/12/2020	23900/MQG.AX	Macquarie Group Limited	46.29
	15/03/2021	23900/MQGPC.AX	Macquarie Group Limited (Capital Notes 3)	29.00
	17/03/2021	23900/MQGPB.AX	Macquarie Group Limited	76.64
	15/06/2021	23900/MQGPC.AX	Macquarie Group Limited (Capital Notes 3)	29.78
	25/06/2021	23900/WBC.AX	Westpac Banking Corporation	49.71
Sub-Total				868.98
Ignore Cents				0.98
Total				868.00
R1 - Assessable employer contributions				
	24/06/2021	24200/FOWRIC00004A	(Contributions) Fowler, Richard - Accumulation (Accumulation)	15,000.00
Sub-Total				15,000.00
Ignore Cents				0.00
Total				15,000.00
R - Assessable contributions (R1 plus R2 plus R3 less R6)				
			Assessable employer contributions	15,000.00
Sub-Total				15,000.00
Ignore Cents				0.00
Total				15,000.00
S - Income - Other income				
	03/08/2020	26500/SHKDMISINCOME2 5	Miscellaneous Income	39.90

RICHINA SUPERANNUATION FUND

Tax Reconciliation Report

For the year ended 30 June 2021

Tax Return Label	Date	Account Code	Account Name	Amount \$
S - Income - Other income				
	05/08/2020	26500/SHKDMISINCOME2 5	Miscellaneous Income	39.90
	07/08/2020	26500/SHKDMISINCOME2 5	Miscellaneous Income	19.95
Sub-Total				99.75
Ignore Cents				0.75
Total				99.00
W - GROSS INCOME (Sum of labels A to U)				
				20,640.00
Sub-Total				20,640.00
Ignore Cents				0.00
Total				20,640.00
Y - Income - Exempt current pension income				
				5,640.00
Sub-Total				5,640.00
Ignore Cents				0.00
Total				5,640.00
V - TOTAL ASSESSABLE INCOME (W less Y)				
				15,000.00
Sub-Total				15,000.00
Ignore Cents				0.00
Total				15,000.00
H1 - Expenses - SMSF auditor fee				
	11/05/2021	30700	Auditor's Remuneration	327.03
	23/06/2021	30700	Auditor's Remuneration	327.03
Sub-Total				654.07
Ignore Cents				0.07
Total				654.00
H2 - Expenses - SMSF auditor fee non deductible				
	11/05/2021	30700	Auditor's Remuneration	122.97
	23/06/2021	30700	Auditor's Remuneration	122.97
Sub-Total				245.93
Ignore Cents				0.93
Total				245.00
I2 - Expenses - Investment expenses non deductible				
	02/07/2020	37500/SHKDRichinaETrade	Etrade Account	41.25
	04/08/2020	37500/SHKDRichinaETrade	Etrade Account	41.25
Sub-Total				82.50
Ignore Cents				0.50
Total				82.00

RICHINA SUPERANNUATION FUND
Tax Reconciliation Report

For the year ended 30 June 2021

Tax Return Label	Date	Account Code	Account Name	Amount \$
J1 - Expenses - Management and administration expenses				
	22/07/2020	30100	Accountancy Fees	643.16
	11/05/2021	30100	Accountancy Fees	156.25
	23/06/2021	30100	Accountancy Fees	61.77
	28/07/2020	30400	ATO Supervisory Levy	259.00
	18/05/2021	30400	ATO Supervisory Levy	259.00
Sub-Total				1,379.19
Ignore Cents				0.19
Total				1,379.00
J2 - Expenses - Management and administration expenses non deductible				
	22/07/2020	30100	Accountancy Fees	241.84
	11/05/2021	30100	Accountancy Fees	58.75
	23/06/2021	30100	Accountancy Fees	23.23
Sub-Total				323.81
Ignore Cents				0.81
Total				323.00
N - TOTAL DEDUCTIONS				2,033.00
Sub-Total				2,033.00
Ignore Cents				0.00
Total				2,033.00
Y - TOTAL NON DEDUCTIBLE EXPENSES				650.00
Sub-Total				650.00
Ignore Cents				0.00
Total				650.00
O - TAXABLE INCOME OR LOSS				12,967.00
Sub-Total				12,967.00
Ignore Cents				0.00
Total				12,967.00
Z - TOTAL SMSF EXPENSES				2,683.00
Sub-Total				2,683.00
Ignore Cents				0.00
Total				2,683.00
A - Taxable income				12,967.00
Sub-Total				12,967.00
Ignore Cents				0.00
Total				12,967.00

RICHINA SUPERANNUATION FUND
Tax Reconciliation Report

For the year ended 30 June 2021

Tax Return Label	Date	Account Code	Account Name	Amount \$
T1 - Tax on taxable income				
				1,945.05
Sub-Total				1,945.05
Ignore Cents				0.00
Total				1,945.05
B - Gross Tax				
				1,945.05
Sub-Total				1,945.05
Ignore Cents				0.00
Total				1,945.05
C1 - Foreign income tax offset				
	15/09/2020	23900/MSFT.NDQ01	MICROSOFT CORP	3.57
	29/09/2020	23900/NVDA.NDQ11	NVIDIA Corp	0.92
	24/11/2020	23900/AAPL.NDQ17	Apple Inc	2.38
	18/12/2020	23900/MSFT.NDQ01	MICROSOFT CORP	3.75
	18/01/2021	23900/NVDA.NDQ11	NVIDIA Corp	0.84
	05/02/2021	23900/GE.NYE1	General Electric Co.	1.71
	16/02/2021	23900/AAPL.NDQ17	Apple Inc	2.20
	23/03/2021	23900/MSFT.NDQ01	MICROSOFT CORP	3.70
	08/04/2021	23900/NVDA.NDQ11	NVIDIA Corp	0.85
	28/04/2021	23900/GE.NYE1	General Electric Co.	1.68
	27/05/2021	23900/AAPL.NDQ17	Apple Inc	2.39
	15/06/2021	23900/MSFT.NDQ01	MICROSOFT CORP	3.68
			Adjustment	(27.67)
Sub-Total				0.00
Ignore Cents				0.00
Total				0.00
T2 - SUBTOTAL				
				1,945.05
Sub-Total				1,945.05
Ignore Cents				0.00
Total				1,945.05
T3 - SUBTOTAL 2				
				1,945.05
Sub-Total				1,945.05
Ignore Cents				0.00
Total				1,945.05
E1 - Complying fund's franking credits tax offset				
	03/07/2020	23900/MQG.AX	Macquarie Group Limited	61.71
	03/07/2020	23900/NAB.AX	National Australia Bank Limited	12.86
	23/07/2020	23900/SEK.AX	Seek Limited	22.29
	15/09/2020	23900/MQGPC.AX	Macquarie Group Limited (Capital	30.25

RICHINA SUPERANNUATION FUND
Tax Reconciliation Report

For the year ended 30 June 2021

Tax Return Label	Date	Account Code	Account Name	Amount \$
E1 - Complying fund's franking credits tax offset				
			Notes 3)	
	17/09/2020	23900/RIO.AX	RIO Tinto Limited	185.55
	18/09/2020	23900/WPL.AX	Woodside Petroleum Ltd	139.81
	24/09/2020	23900/STO.AXW	Santos Limited	24.98
	30/09/2020	23900/CBA.AXW	Commonwealth Bank Of Australia.	42.00
	30/09/2020	23900/ASX.AX	ASX Limited	52.50
	10/12/2020	23900/NAB.AX	National Australia Bank Limited	35.74
	15/12/2020	23900/MQGPC.AX	Macquarie Group Limited (Capital Notes 3)	29.87
	22/12/2020	23900/MQG.AX	Macquarie Group Limited	46.29
	15/03/2021	23900/MQGPC.AX	Macquarie Group Limited (Capital Notes 3)	29.00
	17/03/2021	23900/MQGPB.AX	Macquarie Group Limited	76.64
	15/06/2021	23900/MQGPC.AX	Macquarie Group Limited (Capital Notes 3)	29.78
	25/06/2021	23900/WBC.AX	Westpac Banking Corporation	49.71
Sub-Total				868.98
Ignore Cents				0.00
Total				868.98
E - Refundable tax offsets				
				868.98
Sub-Total				868.98
Ignore Cents				0.00
Total				868.98
T5 - TAX PAYABLE				
				1,076.07
Sub-Total				1,076.07
Ignore Cents				0.00
Total				1,076.07
L - Supervisory levy				
				259.00
Sub-Total				259.00
Ignore Cents				0.00
Total				259.00
S - AMOUNT DUE OR REFUNDABLE				
				1,335.07
Sub-Total				1,335.07
Ignore Cents				0.00
Total				1,335.07



Income tax 551

Date generated	03/06/2022
Overdue	\$0.00
Not yet due	\$0.00
Balance	\$0.00

Transactions

5 results found - from **03 June 2020** to **03 June 2022** sorted by **processed date** ordered **newest to oldest**

Processed date	Effective date	Description	Debit (DR)	Credit (CR)	Balance
13 May 2021	18 May 2021	EFT refund for Income Tax for the period from 01 Jul 19 to 30 Jun 20	\$2,498.28		\$0.00
13 May 2021	13 May 2021	Tax return Self Man Superfund - Income Tax for the period from 01 Jul 19 to 30 Jun 20		\$2,498.28	\$2,498.28 CR
23 Jul 2020	28 Jul 2020	EFT refund for Income Tax for the period from 01 Jul 18 to 30 Jun 19	\$5,055.75		\$0.00
23 Jul 2020	23 Jul 2020	Interest on overpayment for Income Tax for the period from 01 Jul 18 to 30 Jun 19		\$0.54	\$5,055.75 CR
23 Jul 2020	30 Jun 2020	Tax return Self Man Superfund - Income Tax for the period from 01 Jul 18 to 30 Jun 19		\$5,055.21	\$5,055.21 CR

88000 - Sundry Creditors

2021 Financial Year

Preparer Aira Cutiongco

Reviewer Steven Lee

Status Completed

Account Code	Description	CY Balance	LY Balance	Change
88000	Sundry Creditors		(\$1,659.95)	100%
TOTAL		CY Balance	LY Balance	
			(\$1,659.95)	

Supporting Documents

- General Ledger [Report](#)

Standard Checklist

- Attach all source documentation and confirmations of Liability

RICHINA SUPERANNUATION FUND

General Ledger

As at 30 June 2021

Transaction Date	Description	Units	Debit	Credit	Balance \$
Sundry Creditors (88000)					
Sundry Creditors (88000)					
01/07/2020	Opening Balance				1,659.95 CR
02/07/2020	Bght 500 WEB @ 3.2800 10630350		1,659.95		0.00 DR
			1,659.95		0.00 DR

Total Debits: 1,659.95

Total Credits: 0.00

A - Financial Statements

2021 Financial Year

Preparer Aira Cutiongco

Reviewer Steven Lee

Status Completed

Supporting Documents

No supporting documents

Standard Checklist

- Attach copy of Financial Statements
- Attach copy of SMSF Annual Return

B - Permanent Documents

2021 Financial Year

Preparer Aira Cutiongco

Reviewer Steven Lee

Status Completed

Supporting Documents

- Fund Summary Report Report

Standard Checklist

- Attach latest copy of ASIC annual company statement (if corporate trustee)
- Ensure latest copies of ATO Trustee Declarations and ATO confirmation that the fund is a regulated fund is attached
- Ensure latest copies of trustee consents, member consents and registers are attached
- Ensure latest copy of trust deed (including amendments) are attached
- Use [Australian Business Register](#) to ensure details are correct
- Use [Super Fund Lookup](#) to check the eligibility to receive rollovers and contributions

RICHINA SUPERANNUATION FUND

Fund Summary Report

As at 30 June 2021

Fund Details

Date Formed: 31/01/2008

Period: 01/07/2020 - 30/06/2021

Tax File Number: Provided

Fund Type: SMSF

ABN: 32933263058

GST Registered: No

Postal Address:

2C Coppin Street

Malvern East, Victoria 3145

Physical Address:

2C Coppin Street

Malvern East, Victoria 3145

Members

Number of Members: 1

Name	Age	Member Accounts	Pension Accounts	Tax File Number	Beneficiary Details
Fowler, Richard	68	10	9	Provided	Not Provided

Fund Relationships

Relationship Type	Contact
Accountant	Superhelp Australia Pty Limited
Auditor	Pinnacle Super Pty Ltd
Fund Contact	Fowler, Richard
Tax Agent	Superhelp Australia Pty Limited
Trustee	Fowler, Richard
Trustee	Fowler, Lei

C - Other Documents

2021 Financial Year

Preparer Aira Cutiongco

Reviewer Steven Lee

Status Completed

Supporting Documents

- Investment strategy.pdf

Standard Checklist

- Attach copy of any SOAs issued during the Financial Year
- Attach copy of Investment Strategy
- Attach signed Engagement Letter
- Attach signed Trustee Representation Letter
- Attach Trustee Minutes prepared during the year

RICHINA SUPERANNUATION FUND

Projected Investment Strategy

Overview

The aim of this strategy is to provide the Members with an income on retirement.

Investment Objectives

The Trustee(s) will at all times ensure the funds assets are invested in accordance with the trust deed and comply with the applicable legislative requirements.

The Trustee(s) will act prudently to maximise the rate of return, subject to acceptable risk parameters whilst maintaining an appropriate diversification across a broad range of assets whilst assessing the risks where it is determined the fund's portfolio lacks diversification and / or has elected to implement a sector bias.

Having considered the risk profile of the fund and the member's needs and circumstances, the trustee has adopted the following objectives for the investment of assets of the fund;

- to achieve an investment return (based on market values and net of tax and charges) that exceeds the CPI by at least 3% per annum when measured over a rolling 5 year period.
- to have a probability of zero or negative returns in any 12 Month period of less than one in five years; and
- have sufficient liquidity to meet liabilities as and when they fall due.
- to consider the need to hold a policy of insurance for one or more members of the fund.

Investment Strategy

The fund will invest in a portfolio of assets according to market conditions and within the ranges specified below:

Asset Allocation

The targeted asset allocation will be in the following ranges:

<u>Asset Class</u>	<u>Target Range</u>	<u>Benchmark</u>
Australian Shares	0 - 60 %	40 %
International Shares	0 - 15 %	20 %
Cash	0 - 10 %	25 %
Australian Fixed Interest	0 - 0 %	0 %
International Fixed Interest	0 - 0 %	0 %
Mortgages	0 - 0 %	0 %
Direct Property	0 - 0 %	0 %
Listed Property	0 - 0 %	0 %
Other	0 - 15 %	15 %

Quality companies and trusts as supported by research and fundamental analysis will be selected. Direct investments in property, artwork and lease equipment may form part of the strategy provided there is sufficient basis for the decision.

Insurance

The Trustees have considered and consulted Professional Advice where necessary to ensure that all fund members have the correct type, and level of insurance. Insurance may be held within or outside the SMSF.

Review and Monitoring

The trustees will monitor and review the fund's investment activities on a regular basis and to communicate with the members should they feel that any change in strategy is necessary in order to achieve the fund's objective.

Date: 25 / 6 / 2021

RICHINA SUPERANNUATION FUND
Projected Investment Strategy



.....
Richard Fowler



.....
Lei Fowler

D - Pension Documentation

2021 Financial Year

Preparer Aira Cutiongco

Reviewer Steven Lee

Status Completed

Supporting Documents

- Pension Summary Report Report
- Transfer Balance Account Summary Report
- Pension_setup_Richard_2021.pdf
- TBAR_Richard.pdf
- CCE28072022_0001.pdf

Standard Checklist

- Attach Actuarial Certificate
- Attach documentation supporting any pensions commenced during the financial year
- Attach documentation supporting any pensions commuted during the financial year
- Ensure correct Transfer Balance Account Reports have been lodged with the ATO

RICHINA SUPERANNUATION FUND

Pension Summary

As at 30 June 2021

Member Name : Fowler, Richard

Member Age : 68* (Date of Birth : Provided)

Member Code	Pension Type	Pension Start Date	Tax Free	Min / PF	Minimum	Maximum	Gross Pension Payments	PAYG	Net Pension Payment	Amount to reach Minimum
FOWRIC 00003P	Account Based Pension	30/06/2015	51.37%	2.50%	\$11,250.00*	N/A	\$11,250.00	\$0.00	\$11,250.00	\$0.00

*COVID-19 50% reduction has been applied to the minimum pension amount.

FOWRIC 00005P	Account Based Pension	01/07/2016	18.18%	2.50%	\$1,140.00*	N/A	\$1,140.00	\$0.00	\$1,140.00	\$0.00
---------------	-----------------------	------------	--------	-------	-------------	-----	------------	--------	------------	--------

*COVID-19 50% reduction has been applied to the minimum pension amount.

FOWRIC 00006P	Account Based Pension	26/06/2017	6.74%	2.50%	\$20.00*	N/A	\$20.00	\$0.00	\$20.00	\$0.00
---------------	-----------------------	------------	-------	-------	----------	-----	---------	--------	---------	--------

*COVID-19 50% reduction has been applied to the minimum pension amount.

FOWRIC 00007P	Account Based Pension	26/04/2018	0.00%	2.50%	\$70.00*	N/A	\$501.17	\$0.00	\$501.17	NIL
---------------	-----------------------	------------	-------	-------	----------	-----	----------	--------	----------	-----

*COVID-19 50% reduction has been applied to the minimum pension amount.

FOWRIC 00008P	Account Based Pension	20/06/2018	0.00%	2.50%	\$10.00*	N/A	\$503.83	\$0.00	\$503.83	NIL
---------------	-----------------------	------------	-------	-------	----------	-----	----------	--------	----------	-----

*COVID-19 50% reduction has been applied to the minimum pension amount.

FOWRIC 00009P	Account Based Pension	25/06/2018	70.18%	2.50%	\$160.00*	N/A	\$160.00	\$0.00	\$160.00	\$0.00
---------------	-----------------------	------------	--------	-------	-----------	-----	----------	--------	----------	--------

*COVID-19 50% reduction has been applied to the minimum pension amount.

FOWRIC 00010P	Account Based Pension	01/07/2019	16.67%	2.50%	\$540.00*	N/A	\$540.00	\$0.00	\$540.00	\$0.00
---------------	-----------------------	------------	--------	-------	-----------	-----	----------	--------	----------	--------

RICHINA SUPERANNUATION FUND

Pension Summary

As at 30 June 2021

	Pension									
--	---------	--	--	--	--	--	--	--	--	--

*COVID-19 50% reduction has been applied to the minimum pension amount.

FOWRIC 00011P	Account Based Pension	25/06/2020	0.00%	2.50%	\$350.00*	N/A	\$350.00	\$0.00	\$350.00	\$0.00
------------------	-----------------------------	------------	-------	-------	-----------	-----	----------	--------	----------	--------

*COVID-19 50% reduction has been applied to the minimum pension amount.

FOWRIC 00012P	Account Based Pension	24/06/2021	0.00%	0.00%	\$0.00	N/A	\$0.00	\$0.00	\$0.00	NIL
------------------	-----------------------------	------------	-------	-------	--------	-----	--------	--------	--------	-----

					\$13,540.00	\$0.00	\$14,465.00	\$0.00	\$14,465.00	\$0.00
--	--	--	--	--	--------------------	---------------	--------------------	---------------	--------------------	---------------

Total :

					\$13,540.00	\$0.00	\$14,465.00	\$0.00	\$14,465.00	\$0.00
--	--	--	--	--	--------------------	---------------	--------------------	---------------	--------------------	---------------

*Age as at 01/07/2020 or pension start date for new pensions.

RICHINA SUPERANNUATION FUND

Transfer Balance Account Summary

For The Period 01 July 2020 - 30 June 2021

Member	Pension Type	Date	Lodgment Date	Transaction Type	Event Type	Debit	Credit	Balance	Cap Limit	Remaining Cap
Richard Fowler	Below Cap									
		01/07/2020		Opening Balance				433,041.02	1,600,000.00	1,166,958.98

Section G: Declarations

Complete the declaration that applies to you. Print your full name then sign and date the declaration.

! Before you sign the declaration, check that you have provided true and correct information. Penalties may be imposed for giving false or misleading information.

Trustee, director or authorised officer declaration

Complete this declaration if you are the trustee, director or authorised officer of the super provider.

I declare that the information contained in the statement is true and correct.

Name

R I C H A R D F O W L E R

Business hours phone number (include area code) 0 4 2 2 8 7 1 6 8 9

Trustee, director or authorised officer signature

R Fowler

SIGN HERE

Date 1 4 / 0 7 / 2 0 2 2

OR

Authorised representative declaration

Complete this declaration if you are an authorised representative of the super provider or life insurance company.

I declare that:

- I have prepared the statement with the information supplied by the super provider or life insurance company
- I have received a declaration made by the super provider or life insurance company that the information provided to me for the preparation of this statement is true and correct
- I am authorised by the super provider or life insurance company to give the information in the statement to the ATO.

Name

Business hours phone number (include area code)

Authorised representative signature

Date

Lodging this report

Do not remove any pages when lodging your report, all pages must be returned for the form to be accepted.

You can lodge this report via:

- Tax Agent Portal
- Business Portal if you are a business portal user
- Post

Lodging through the Tax Agent Portal or Business Portal means you will receive an instant receipt.

If you are lodging by post, use the postal address below:

Australian Taxation Office
PO BOX 3006
PENRITH NSW 2740

28/7/22

DATE HERE

RICHINA SUPERANNUATION FUND
Richard Fowler
2C Coppin Street, Malvern East, Victoria 3145

Dear Sir/Madam

RICHINA SUPERANNUATION FUND
Commencement of Account Based Pension

Richard Fowler and Lei Fowler as trustee for RICHINA SUPERANNUATION FUND acknowledges that Richard Fowler has advised their intention to commence a new Account Based Pension on 24/06/2021. The pension does not have a reversionary beneficiary.

The Trustee(s) has agreed to this and has taken action to ensure the following:

- The member's minimum pension payments are to be made at least annually
 - An amount or percentage of the pension will not be prescribed as being left-over when the pension ceases
 - The pension can be transferred only on the death of the pensioner to one of their dependants or cashed as a lump sum to the pensioner's estate.
 - The Trustee(s) will comply with ATO obligations such as PAYG withholding and payment summary obligations
 - You have reached your preservation age and satisfied the condition of release of attaining age 65 under the SIS Act.
- Establish that the fund's trust deed provides for payment of this pension to the member.

The trustee(s) have agreed to pay your pension payment for the current year of at least . The frequency will be at the trustee's discretion however will be at minimum an annual payment.

If you have any queries with regard to the above, please do not hesitate to contact me.

Yours sincerely

R. Fowler

SIGN HERE

Richard Fowler

Lei Fowler


SIGN HERE

Lei Fowler

Minutes of a Meeting of the Trustee(s)

held on 01 July 2021 at 2C Coppin Street, Malvern East, Victoria 3145

- PRESENT:** Richard Fowler and Lei Fowler
- PENSION COMMENCEMENT:** Richard Fowler wishes to commence a new Account Based Pension with a commencement date of 24/06/2021.
- The Pension Account Balance used to support this pension will be \$12,750.00, consisting of:
- Taxable amount of \$12,750.00; and
 - Tax Free amount of \$0.00
 - Tax Free proportion: 0.00%.
- CONDITION OF RELEASE:** It was resolved that the member has satisfied the condition of release of attaining age 65 and was entitled to access their benefits on their Account Based Pension.
- TRUSTEE ACKNOWLEDGEMENT:** It was resolved that Trustee(s) have agreed to this and has taken action to ensure the following:
- The member's minimum pension payments are to be made at least annually
 - An amount or percentage of the pension will not be prescribed as being left-over when the pension ceases
 - The pension can be transferred only on the death of the pensioner to one of their dependants or cashed as a lump sum to the pensioner's estate
 - The Trustee(s) will comply with ATO obligations such as PAYG withholding and payment summary obligations
 - The fund's trust deed provides for payment of this pension to the member
 - The Trustee(s) will notify the member, in writing, of their pension amount and assessable amount each year
- REVERSIONARY:** The pension does not have a reversionary beneficiary.
- PAYMENT:** It was resolved that the trustees have agreed to pay the pension payment for the current year of at least in the frequency of at least an annual payment.
- CLOSURE:** Signed by the trustee(s) pursuant to the Fund Deed.



Richard Fowler
Chairperson

28/7/22

DATE HERE

Richard Fowler
2C Coppin Street
Malvern East, Victoria 3145

Dear Sir/Madam

RICHINA SUPERANNUATION FUND
Commencement of Account Based Pension

I hereby request the trustee to commence a Account Based Pension with a commencement date of 24/06/2021 with \$12,750.00 of the superannuation benefits standing to my member's account in the fund. The pension does not have a reversionary beneficiary.

This balance contains:

a Taxable Balance of: \$12,750.00; and

a Tax Free Balance of: \$0.00.

Tax Free proportion: 0.00%.

I have reached my preservation age and have currently satisfied the condition of release of attaining age 65 under the SIS Act.

I agree to withdraw at least my minimum pension of at least and will not exceed my maximum allowable threshold for the current period.

If you have any queries with regard to the above, please do not hesitate to contact me.

Yours sincerely



SIGN HERE

Richard Fowler
2C Coppin Street, Malvern East, Victoria 3145

/ /

DATE HERE

Richard Fowler
2C Coppin Street
Malvern East, Victoria 3145

Dear Sir/Madam

RICHINA SUPERANNUATION FUND
Commencement of Account Based Pension

I hereby request the trustee to commence a Account Based Pension with a commencement date of 24/06/2021 with \$12,750.00 of the superannuation benefits standing to my member's account in the fund. The pension does not have a reversionary beneficiary.

This balance contains:
a Taxable Balance of: \$12,750.00; and
a Tax Free Balance of: \$0.00.
Tax Free proportion: 0.00%.

I have reached my preservation age and have currently satisfied the condition of release of attaining age 65 under the SIS Act.

I agree to withdraw at least my minimum pension of at least and will not exceed my maximum allowable threshold for the current period.

If you have any queries with regard to the above, please do not hesitate to contact me.

Yours sincerely

SIGN HERE

.....
Richard Fowler
2C Coppin Street, Malvern East, Victoria 3145

Minutes of a Meeting of the Trustee(s)

held on 01 July 2021 at 2C Coppin Street, Malvern East, Victoria 3145

PRESENT: Richard Fowler and Lei Fowler

PENSION COMMENCEMENT: Richard Fowler wishes to commence a new Account Based Pension with a commencement date of 24/06/2021.

The Pension Account Balance used to support this pension will be \$12,750.00, consisting of:

- Taxable amount of \$12,750.00; and
- Tax Free amount of \$0.00
- Tax Free proportion: 0.00%.

CONDITION OF RELEASE: It was resolved that the member has satisfied the condition of release of attaining age 65 and was entitled to access their benefits on their Account Based Pension.

TRUSTEE ACKNOWLEDGEMENT: It was resolved that Trustee(s) have agreed to this and has taken action to ensure the following:

- The member's minimum pension payments are to be made at least annually
- An amount or percentage of the pension will not be prescribed as being left-over when the pension ceases
- The pension can be transferred only on the death of the pensioner to one of their dependants or cashed as a lump sum to the pensioner's estate
- The Trustee(s) will comply with ATO obligations such as PAYG withholding and payment summary obligations
- The fund's trust deed provides for payment of this pension to the member
- The Trustee(s) will notify the member, in writing, of their pension amount and assessable amount each year

REVERSIONARY: The pension does not have a reversionary beneficiary.

PAYMENT: It was resolved that the trustees have agreed to pay the pension payment for the current year of at least in the frequency of at least an annual payment.

CLOSURE: Signed by the trustee(s) pursuant to the Fund Deed.

SIGN HERE

.....
Richard Fowler
Chairperson

/ /

DATE HERE

RICHINA SUPERANNUATION FUND
Richard Fowler
2C Coppin Street, Malvern East, Victoria 3145

Dear Sir/Madam

RICHINA SUPERANNUATION FUND
Commencement of Account Based Pension

Richard Fowler and Lei Fowler as trustee for RICHINA SUPERANNUATION FUND acknowledges that Richard Fowler has advised their intention to commence a new Account Based Pension on 24/06/2021. The pension does not have a reversionary beneficiary.

The Trustee(s) has agreed to this and has taken action to ensure the following:

- The member's minimum pension payments are to be made at least annually
 - An amount or percentage of the pension will not be prescribed as being left-over when the pension ceases
 - The pension can be transferred only on the death of the pensioner to one of their dependants or cashed as a lump sum to the pensioner's estate.
 - The Trustee(s) will comply with ATO obligations such as PAYG withholding and payment summary obligations
 - You have reached your preservation age and satisfied the condition of release of attaining age 65 under the SIS Act.
- Establish that the fund's trust deed provides for payment of this pension to the member.

The trustee(s) have agreed to pay your pension payment for the current year of at least . The frequency will be at the trustee's discretion however will be at minimum an annual payment.

If you have any queries with regard to the above, please do not hesitate to contact me.

Yours sincerely

SIGN HERE

.....
Richard Fowler

SIGN HERE

.....
Lei Fowler

Section D-1: Event one

! Refer to the instructions for more information on how to complete this section. Only report one event in this section. You can report a second event in Section D-2.

11 Is the first event:

A response to a commutation authority Go to question 12.

An income stream that commenced prior to 1 July 2017 Go to question 13.

An income stream that commenced on or after 1 July 2017 Go to question 13.

A limited recourse borrowing arrangement repayment Go to question 13.

A different transfer balance cap event Go to question 14.

Additional information to calculate a member's total super balance or concessional contributions – Go to questions 15 and 16.

Transfer balance cap event

12 Commutation authority

An event that occurred in response to a commutation authority issued by the ATO.

! A commutation authority is a notice the Commissioner issues to a super income stream provider requiring the provider to commute an amount out of a specified super income stream.

Event type:

Commutation authority – commuted in full

Commutation authority – commuted in part

Commutation authority – deceased

Commutation authority – defined benefit

➤ Go to Event details on the next page.

13 Pre-existing or new income stream event or a limited recourse borrowing arrangement (LRBA) repayment

A transfer balance cap event in relation to an income stream in existence just before 1 July 2017; a new income stream that commenced on or after 1 July 2017; or an LRBA repayment.

! If you select either **child death benefit income stream** or **child reversionary income stream** you must complete Section F and you can only report one event on this report.

Event type:

Super income stream

Reversionary income stream

LRBA repayment

! If you select one of the below events you can only report one event in this report. Refer to the instructions for more information.

Child death benefit income stream

Child reversionary income stream

➤ Go to Event details on the next page.

14 Other transfer balance cap event

Any other transfer balance cap event.

! If your member has voluntarily requested that you commute an amount, select **Member commutation** event type. Do not use this event type if you are responding to a commutation authority from the ATO.

Event type:

Member commutation

Income stream stops being in retirement phase

Structured settlement – post 1 July 2017

➤ Go to Event details on the next page.

Section D-2: Event two

! Refer to the instructions for more information on how to complete this section. Only report one event in this section. You can report a third event in Section D-3.

11 Is the second event:

A response to a commutation authority Go to question 12.

An income stream that commenced prior to 1 July 2017 Go to question 13.

An income stream that commenced on or after 1 July 2017 Go to question 13.

A limited recourse borrowing arrangement repayment Go to question 13.

A different transfer balance cap event Go to question 14.

Additional information to calculate a member's total super balance or concessional contributions – Go to questions 15 and 16.

Transfer balance cap event

12 Commutation authority

An event that occurred in response to a commutation authority issued by the ATO.

! A commutation authority is a notice the Commissioner issues to a super income stream provider requiring the provider to commute an amount out of a specified super income stream.

Event type:

Commutation authority – commuted in full

Commutation authority – commuted in part

Commutation authority – deceased

Commutation authority – defined benefit

> Go to Event details on the next page.

13 Pre-existing or new income stream event or a limited recourse borrowing arrangement (LRBA) repayment

A transfer balance cap event in relation to an income stream in existence just before 1 July 2017; a new income stream that commenced on or after 1 July 2017; or an LRBA repayment.

! If you select either **child death benefit income stream** or **child reversionary income stream** you must complete Section F and you can only report one event on this report.

Event type:

Super income stream

Reversionary income stream

LRBA repayment

> Go to Event details on the next page.

14 Other transfer balance cap event

Any other transfer balance cap event.

! If your member has voluntarily requested that you commute an amount, select **Member commutation** event type. Do not use this event type if you are responding to a commutation authority from the ATO.

Event type:

Member commutation

Income stream stops being in retirement phase

Structured settlement – post 1 July 2017

> Go to Event details on the next page.

Section D-3: Event three

! Refer to the instructions for more information on how to complete this section. Only report one event in this section. You can report a fourth event in Section D-4.

11 Is the third event:

A response to a commutation authority Go to question 12.

An income stream that commenced prior to 1 July 2017 Go to question 13.

An income stream that commenced on or after 1 July 2017 Go to question 13.

A limited recourse borrowing arrangement repayment Go to question 13.

A different transfer balance cap event Go to question 14.

Additional information to calculate a member's total super balance or concessional contributions – Go to questions 15 and 16.

Transfer balance cap event

12 Commutation authority

An event that occurred in response to a commutation authority issued by the ATO.

! A commutation authority is a notice the Commissioner issues to a super income stream provider requiring the provider to commute an amount out of a specified super income stream.

Event type:

Commutation authority – commuted in full

Commutation authority – commuted in part

Commutation authority – deceased

Commutation authority – defined benefit

> Go to Event details on the next page.

13 Pre-existing or new income stream event or a limited recourse borrowing arrangement (LRBA) repayment

A transfer balance cap event in relation to an income stream in existence just before 1 July 2017; a new income stream that commenced on or after 1 July 2017; or an LRBA repayment.

! If you select either **child death benefit income stream** or **child reversionary income stream** you must complete Section F and you can only report one event on this report.

Event type:

Super income stream

Reversionary income stream

LRBA repayment

> Go to Event details on the next page.

14 Other transfer balance cap event

Any other transfer balance cap event.

! If your member has voluntarily requested that you commute an amount, select **Member commutation** event type. Do not use this event type if you are responding to a commutation authority from the ATO.

Event type:

Member commutation

Income stream stops being in retirement phase

Structured settlement – post 1 July 2017

> Go to Event details on the next page.

Section D-4: **Event four**

! Refer to the instructions for more information on how to complete this section. Only report one event in this section.

11 Is the fourth event:

A response to a commutation authority Go to question 12.

An income stream that commenced prior to 1 July 2017 Go to question 13.

An income stream that commenced on or after 1 July 2017 Go to question 13.

A limited recourse borrowing arrangement repayment Go to question 13.

A different transfer balance cap event Go to question 14.

Additional information to calculate a member's total super balance or concessional contributions – **Go to questions 15 and 16.**

Transfer balance cap event

12 Commutation authority

An event that occurred in response to a commutation authority issued by the ATO.

! A commutation authority is a notice the Commissioner issues to a super income stream provider requiring the provider to commute an amount out of a specified super income stream.

Event type:

Commutation authority – commuted in full

Commutation authority – commuted in part

Commutation authority – deceased

Commutation authority – defined benefit

> Go to Event details on the next page.

13 Pre-existing or new income stream event or a limited recourse borrowing arrangement (LRBA) repayment

A transfer balance cap event in relation to an income stream in existence just before 1 July 2017; a new income stream that commenced on or after 1 July 2017; or an LRBA repayment.

! If you select either **child death benefit income stream** or **child reversionary income stream** you must complete Section F and you can only report one event on this report.

Event type:

Super income stream

Reversionary income stream

LRBA repayment

> Go to Event details on the next page.

14 Other transfer balance cap event

Any other transfer balance cap event.

! If your member has voluntarily requested that you commute an amount, select **Member commutation** event type. Do not use this event type if you are responding to a commutation authority from the ATO.

Event type:

Member commutation

Income stream stops being in retirement phase

Structured settlement – post 1 July 2017

> Go to Event details on the next page.

Section G: Declarations

Complete the declaration that applies to you. Print your full name then sign and date the declaration.

- !** Before you sign the declaration, check that you have provided true and correct information. Penalties may be imposed for giving false or misleading information.

Trustee, director or authorised officer declaration

Complete this declaration if you are the trustee, director or authorised officer of the super provider.

I declare that the information contained in the statement is true and correct.

Name

R I C H A R D F O W L E R

Business hours phone number (include area code) 0 4 2 2 8 7 1 6 8 9

Trustee, director or authorised officer signature



Date Day 1 4 / Month 0 7 / Year 2 0 2 2

OR

Authorised representative declaration

Complete this declaration if you are an authorised representative of the super provider or life insurance company.

I declare that:

- I have prepared the statement with the information supplied by the super provider or life insurance company
- I have received a declaration made by the super provider or life insurance company that the information provided to me for the preparation of this statement is true and correct
- I am authorised by the super provider or life insurance company to give the information in the statement to the ATO.

Name

Business hours phone number (include area code)

Authorised representative signature

Date Day / Month / Year

Lodging this report

Do not remove any pages when lodging your report, all pages must be returned for the form to be accepted.

You can lodge this report via:

- Tax Agent Portal
- Business Portal if you are a business portal user
- Post

Lodging through the Tax Agent Portal or Business Portal means you will receive an instant receipt.

If you are lodging by post, use the postal address below:

Australian Taxation Office
PO BOX 3006
PENRITH NSW 2740

Print form

Save form

Reset form

E - Estate Planning

2021 Financial Year

Preparer Aira Cutiongco

Reviewer Steven Lee

Status Completed

Supporting Documents

No supporting documents

Standard Checklist

- Attach Death Benefit Nominations (if applicable)
- Attach Life Insurance Policies (if applicable)
- Attach Reversionary Pension documentation (if applicable)
- Attach SMSF Will (if applicable)
- Review current Estate planning to ensure it matches wishes of members