

NetBank CommSec

▼ XAS 6,746.50 (31 Jun 2022) ▼ XAS 6,746.50 (31 Jun 2022)

25.1 Logout

Home **Portfolio** Watchlist Quotes & Research Reports Performance Settings

Portfolio Accounts Statements Profile & Security Offers & Apply CommSec One

LOCKHART SUPER FUND
Australian Shares 2993755

Australian Shares 2993755

Linked to settlement account 064-430 1096 9344

Today's Change	▼ \$10,715.00 (1.03%)	Market Value	\$1,030,700.00
Total Profit/Loss	▼ \$460,609.25 (30.89%)	Total Cost	\$1,491,309.25

Holdings Transactions

Shares As of 4:26:05 PM Sydney Time, 30 Jun 2022

CODE ▲	AVAIL UNITS	PURCHASE \$	LAST \$	CHANGE \$	CHG %	PROFIT/LOSS \$	P/L %	MKT VALUE \$	WGT %	VALUE CHG \$
CHES HIN 80400250										
▼ ADH	10,000	2.550	1.910	-0.015	-0.78	-6,396.00	-25.09	19,100.00	1.85	-150.00
▲ AMA	990,000	0.331	0.170	0.015	9.68	-159,687.00	-48.69	168,300.00	16.33	14,850.00
▼ ANZ	3,000	22.507	22.030	-0.600	-2.65	-1,431.60	-2.12	66,090.00	6.41	-1,800.00
■ AX1	10,000	1.439	1.240	0.000	0.00	-1,990.00	-13.83	12,400.00	1.20	0.00
▼ BOQ	5,000	7.169	6.670	-0.180	-2.63	-2,492.50	-6.95	33,350.00	3.24	-900.00
▼ CGC	40,000	2.996	2.860	-0.090	-3.05	-5,440.00	-4.54	114,400.00	11.10	-3,600.00
▼ CVN	100,000	0.288	0.195	-0.010	-4.88	-9,250.00	-32.17	19,500.00	1.89	-1,000.00
▼ IGL	10,000	1.678	1.720	-0.060	-3.37	423.00	2.52	17,200.00	1.67	-600.00
▼ ING	80,000	2.898	2.580	-0.030	-1.15	-25,432.00	-10.97	206,400.00	20.03	-2,400.00
▼ MCP	20,000	0.828	0.655	-0.030	-4.38	-3,460.00	-20.89	13,100.00	1.27	-600.00
▼ NAB	1,500	26.937	27.390	-0.680	-2.42	680.25	1.68	41,085.00	3.99	-1,020.00
▼ NEC	20,000	1.911	1.825	-0.070	-3.69	-1,720.00	-4.50	36,500.00	3.54	-1,400.00
▼ RFG	600,000	0.158	0.039	-0.001	-2.50	-71,640.00	-75.38	23,400.00	2.27	-600.00
▼ SXL	125,000	2.445	0.995	-0.075	-7.01	-181,300.00	-59.31	124,375.00	12.07	-9,375.00
▼ TLS	20,000	3.361	3.850	-0.040	-1.03	9,780.00	14.55	77,000.00	7.47	-800.00
▼ WBC	3,000	19.918	19.500	-0.440	-2.21	-1,253.40	-2.10	58,500.00	5.68	-1,320.00
Subtotal						-460,609.25	-30.89	1,030,700.00	100.00	-10,715.00
Issuer Sponsored Holdings										
Total						-460,609.25	-30.89	1,030,700.00	100.00	-10,715.00

Managed Funds

FUND NAME ▲	UNITS	PURCHASE \$	UNIT \$	UNIT \$ DATE	PROFIT/LOSS \$	P/L %	MARKET VALUE \$	WGT %
-------------	-------	-------------	---------	--------------	----------------	-------	-----------------	-------

There are no Managed Funds on this account.

Managed Funds unit prices are not live and are sourced from Morningstar. Please refer to the individual fund managers for any pricing enquiries.

Financial Year Summary


1 JULY 2021 - 30 JUNE 2022

CommSec

Portfolio Valuation	Account Number	Account Name	Value as at 30 June 2022
Shares	2993755	G & E LOCKHART PTY LTD <LOCKHART SUPER FUND A/C>	\$1,030,700.00
TOTAL PORTFOLIO VALUE			\$1,030,700.00

Allocation as at 30 June 2022


Shares in your portfolio



Estimated Interest & Dividends	2021-2022 Financial Year
Est. Franked Dividends	\$44,897.14
Est. Unfranked Dividends	\$15,300.00
Est. Franking Credits	\$19,241.61
Est. Interest Received from Interest Rate Securities	\$0.00
TOTAL INCOME	\$60,197.14

Fees & Charges	2021-2022 Financial Year
Total Brokerage (inc. GST)	\$41,757.80
Total Subscriptions (inc. GST)	\$0.00
Other Fees (inc. GST)	\$0.00
TOTAL FEES & CHARGES	\$41,757.80

Sectors in your portfolio



Financial Year Summary

1 JULY 2021 - 30 JUNE 2022

CommSec

This statement only provides information for CDIA accounts that have been designated as the settlement account for your Commonwealth Securities Limited Share Trading account as at 30 June. Please refer to NetBank for interest income from all other CBA accounts.

The interest shown is net of any non-resident or TFN withholding tax (if applicable). Please refer to Netbank for bank fees paid on your designated CDIA settlement account in the financial year.

The total brokerage outlined does not include any rebates you may have received over the financial year. Refer to your transaction statement records for this information. This report only includes an estimate of dividends paid for holdings held with Commonwealth Securities Limited as at the ex-dividend date. For instance, any dividends paid prior to holdings being transferred to Commonwealth Securities Limited are not included.

This statement is an estimated summary document only and it is not intended to replace any document which contains information that may be required for taxation purposes. You should therefore refer to your CHESS statements, dividend statements, confirmation contract notes and other investment or bank account statements for your records in this regard. This statement may not include information on accounts which have been closed, switched product type, transferred Holder Identification Number (HIN), or switched Participant Identification Number (PID) during the financial year.

This statement is issued by Commonwealth Securities Limited ABN 60 067 254 399 AFSL 238814, a market participant of ASX and Cboe Australia Pty Ltd (formerly Chi-X Australia Pty Limited), a clearing participant of ASX Clear Pty Limited and a settlement participant of ASX Settlement Pty Limited. Commonwealth Securities Limited is a wholly owned but non-guaranteed subsidiary of the Commonwealth Bank of Australia ABN 48 123 123 124 AFSL 234945 ("CBA"). Information contained in this statement is believed to be accurate at the time the statement is generated. CBA and its subsidiaries do not accept any liability for any errors or omissions contained in this statement, or any responsibility for any action taken in reliance on this statement. This document contains general information only and does not take into account your individual objectives, financial and taxation situations or needs. Before acting on the information, consider the appropriateness of your own objectives, needs, financial and taxation situation and, if necessary, seek appropriate independent financial and taxation advice. CBA is not a registered tax (financial) adviser under the Tax Agent Services Act 2009. If there are any errors in this statement, please contact us.

Address: Commonwealth Securities Limited, Locked Bag 22, Australia Square NSW 1215 | Phone: 13 15 19 | Website: www.commsec.com.au

If you are not satisfied with the service or advice you receive from us, you are entitled to complain. We have established procedures to ensure that all enquiries and complaints are properly dealt with. Please refer to our Financial Services Guide for more information. If an issue has not been resolved to your satisfaction, you can lodge a complaint with the Australian Financial Complaints Authority. AFCA provides fair and independent financial services complaint resolution that is free to consumers. Website: www.afca.org.au, Telephone: 1800 931 678 (free call), Email: info@afca.org.au, In writing to: Australian Financial Complaints Authority, GPO Box 3, Melbourne VIC 3001.

Portfolio Valuation

CommSec

30 JUNE 2022

SHARES - 2993755 - HIN 80400250

G & E LOCKHART PTY LTD <LOCKHART SUPER FUND A/C>

Portfolio	Units	Unit Price	Portfolio Value	% of Portfolio
ADH - ADAIRS LIMITED FPO (ORDINARY FULLY PAID)	10,000	\$1.9100	\$19,100.00	1.85%
AMA - AMA GROUP LIMITED FPO (ORDINARY FULLY PAID)	990,000	\$0.1700	\$168,300.00	16.33%
ANZ - ANZ BANKING GRP LTD FPO (ORDINARY FULLY PAID)	3,000	\$22.0300	\$66,090.00	6.41%
AX1 - ACCENT GROUP LTD FPO (ORDINARY FULLY PAID)	10,000	\$1.2400	\$12,400.00	1.20%
BOQ - BANK OF QUEENSLAND. FPO (ORDINARY FULLY PAID)	5,000	\$6.6700	\$33,350.00	3.24%
CGC - COSTA GROUP HOLDINGS FPO (ORDINARY FULLY PAID)	40,000	\$2.8600	\$114,400.00	11.10%
CVN - CARNARVON ENERGY LTD FPO (ORDINARY FULLY PAID)	100,000	\$0.1950	\$19,500.00	1.89%
IGL - IVEGROUP FPO (ORDINARY FULLY PAID)	10,000	\$1.7200	\$17,200.00	1.67%
ING - INGHAMS GROUP FPO (ORDINARY FULLY PAID)	80,000	\$2.5800	\$206,400.00	20.03%
MCP - MCPHERSON'S LTD FPO (ORDINARY FULLY PAID)	20,000	\$0.6550	\$13,100.00	1.27%
NAB - NATIONAL AUST. BANK FPO (ORDINARY FULLY PAID)	1,500	\$27.3900	\$41,085.00	3.99%
NEC - NINE ENTERTAINMENT FPO (ORDINARY FULLY PAID)	20,000	\$1.8250	\$36,500.00	3.54%
RFG - RETAIL FOOD GROUP FPO (ORDINARY FULLY PAID)	600,000	\$0.0390	\$23,400.00	2.27%
SXL - STHN CROSS MEDIA FPO (ORDINARY FULLY PAID)	125,000	\$0.9950	\$124,375.00	12.07%
TLS - TELSTRA CORPORATION. FPO (ORDINARY FULLY PAID)	20,000	\$3.8500	\$77,000.00	7.47%
WBC - WESTPAC BANKING CORP FPO (ORDINARY FULLY PAID)	3,000	\$19.5000	\$58,500.00	5.68%
	Sub Total		\$1,030,700.00	100.00%

Portfolio Valuation

30 JUNE 2022

CommSec

The total brokerage outlined does not include any rebates you may have received over the financial year. Refer to your transaction statement records for this information.

This report only includes an estimate of dividends paid for holdings held with Commonwealth Securities Limited as at the ex-dividend date. For instance, any dividends paid prior to holdings being transferred to Commonwealth Securities Limited are not included.

This statement is an estimated summary document only and it is not intended to replace any document which contains information that may be required for taxation purposes. You should therefore refer to your CHESS statements, dividend statements, confirmation contract notes and other investment or bank account statements for your records in this regard. This statement may not include information on accounts which have been closed, switched product type, transferred Holder Identification Number (HIN), or switched Participant Identification Number (PID) during the financial year.

This statement is issued by Commonwealth Securities Limited ABN 60 067 254 399 AFSL 238814, a market participant of ASX and Cboe Australia Pty Ltd (formerly Chi-X Australia Pty Limited), a clearing participant of ASX Clear Pty Limited and a settlement participant of ASX Settlement Pty Limited. Commonwealth Securities Limited is a wholly owned but non-guaranteed subsidiary of the Commonwealth Bank of Australia ABN 48 123 123 124 AFSL 234945 ("CBA"). Information contained in this statement is believed to be accurate at the time the statement is generated. CBA and its subsidiaries do not accept any liability for any errors or omissions contained in this statement, or any responsibility for any action taken in reliance on this statement. This document contains general information only and does not take into account your individual objectives, financial and taxation situations or needs. Before acting on the information, consider the appropriateness of your own objectives, needs, financial and taxation situation and, if necessary, seek appropriate independent financial and taxation advice. CBA is not a registered tax (financial) adviser under the Tax Agent Services Act 2009. If there are any errors in this statement, please contact us.

Address: Commonwealth Securities Limited, Locked Bag 22, Australia Square NSW 1215 | Phone: 13 15 19 | Website: www.commsec.com.au

If you are not satisfied with the service or advice you receive from us, you are entitled to complain. We have established procedures to ensure that all enquiries and complaints are properly dealt with. Please refer to our Financial Services Guide for more information. If an issue has not been resolved to your satisfaction, you can lodge a complaint with the Australian Financial Complaints Authority. AFCA provides fair and independent financial services complaint resolution that is free to consumers. Website: www.afca.org.au, Telephone: 1800 931 678 (free call), Email: info@afca.org.au, in writing to: Australian Financial Complaints Authority, GPO Box 3, Melbourne VIC 3001.

Transaction Summary

1 JULY 2021 - 30 JUNE 2022

CommSec

Total Buys and Sells

G & E LOCKHART PTY LTD <LOCKHART SUPER FUND A/C>

Total Buys (inc. Brokerage + GST)

\$6,490,384.94

Total Sells (inc. Brokerage + GST)

\$6,541,382.70

SHARES - 2993755 - HIN 80400250

2021 - 2022 Financial Year

ABC - ADBRI LIMITED FPO (ORDINARY FULLY PAID)

Date	Type	Quantity	Unit Price	Trade Value	Brokerage+GST	GST	CNote	Total Value
14-Jun-2022	Sell	-20,000	\$2.5096	-\$50,192.70	\$157.53	\$14.32	134229781	-\$50,035.17
20-May-2022	Buy	10,000	\$2.8098	\$28,098.07	\$89.05	\$8.10	133519887	\$28,187.12
20-May-2022	Buy	10,000	\$2.8100	\$28,100.00	\$89.06	\$8.10	133513599	\$28,189.06
Sub Total					\$335.64	\$30.52		\$6,341.01

ADH - ADAIRS LIMITED FPO (ORDINARY FULLY PAID)

Date	Type	Quantity	Unit Price	Trade Value	Brokerage+GST	GST	CNote	Total Value
14-Jun-2022	Sell	-15,000	\$1.7757	-\$26,635.10	\$84.52	\$7.69	134230796	-\$26,550.58
20-May-2022	Buy	10,000	\$2.3985	\$23,985.38	\$76.30	\$6.94	133519535	\$24,061.68
19-May-2022	Buy	5,000	\$2.4300	\$12,150.00	\$39.61	\$3.60	133505523	\$12,189.61
16-May-2022	Buy	6,000	\$2.5295	\$15,176.76	\$49.00	\$4.46	133373977	\$15,225.76
09-May-2022	Sell	-6,000	\$2.5500	-\$15,300.00	\$49.38	\$4.49	133038024	-\$15,250.62
27-Apr-2022	Sell	-15,000	\$2.8000	-\$42,000.00	\$132.15	\$12.02	132604217	-\$41,867.85
22-Apr-2022	Buy	5,000	\$2.8900	\$14,450.00	\$46.74	\$4.25	132503921	\$14,496.74
11-Apr-2022	Buy	5,000	\$2.9300	\$14,650.00	\$47.36	\$4.31	132121269	\$14,697.36
02-Feb-2022	Buy	10,000	\$3.1700	\$31,700.00	\$100.21	\$9.11	129439829	\$31,800.21
02-Feb-2022	Buy	5,000	\$3.1200	\$15,600.00	\$50.31	\$4.58	129449154	\$15,650.31
Sub Total					\$675.58	\$61.45		\$44,452.62

AGL - AGL ENERGY LIMITED. FPO (ORDINARY FULLY PAID)

Date	Type	Quantity	Unit Price	Trade Value	Brokerage+GST	GST	CNote	Total Value
25-Jan-2022	Sell	-20,000	\$6.9091	-\$138,182.04	\$430.29	\$39.12	129055616	-\$137,751.75
25-Jan-2022	Sell	-20,000	\$6.8301	-\$136,602.11	\$425.38	\$38.67	129074591	-\$136,176.73
25-Jan-2022	Sell	-20,000	\$6.9723	-\$139,446.47	\$434.21	\$39.48	129050778	-\$139,012.26
25-Jan-2022	Sell	-10,000	\$6.8950	-\$68,950.00	\$215.68	\$19.61	129077385	-\$68,734.32
25-Jan-2022	Sell	-10,000	\$6.8499	-\$68,498.59	\$214.28	\$19.48	129075110	-\$68,284.31
25-Jan-2022	Sell	-20,000	\$6.9412	-\$138,824.70	\$432.28	\$39.30	129084108	-\$138,392.42
18-Nov-2021	Sell	-10,000	\$5.1600	-\$51,600.00	\$161.90	\$14.72	126551904	-\$51,438.10
27-Oct-2021	Buy	5,000	\$5.8800	\$29,400.00	\$93.09	\$8.47	125486117	\$29,493.09
20-Sep-2021	Buy	5,000	\$5.3100	\$26,550.00	\$84.25	\$7.66	123736253	\$26,634.25
17-Sep-2021	Buy	5,000	\$5.7700	\$28,850.00	\$91.38	\$8.31	123561676	\$28,941.38

Transaction Summary

CommSec

1 JULY 2021 - 30 JUNE 2022

AGL - AGL ENERGY LIMITED. FPO (ORDINARY FULLY PAID)

Date	Type	Quantity	Unit Price	Trade Value	Brokerage+GST	GST	CNote	Total Value
17-Sep-2021	Buy	5,000	\$5.6800	\$28,400.00	\$89.98	\$8.18	123576305	\$28,489.98
15-Sep-2021	Buy	5,000	\$5.9000	\$29,500.00	\$93.39	\$8.49	123433022	\$29,593.39
15-Sep-2021	Buy	5,000	\$5.9000	\$29,500.00	\$93.39	\$8.49	123432650	\$29,593.39
13-Sep-2021	Buy	5,000	\$6.0000	\$30,000.00	\$94.94	\$8.63	123303899	\$30,094.94
13-Sep-2021	Buy	5,000	\$6.0100	\$30,050.00	\$95.10	\$8.65	123304248	\$30,145.10
10-Sep-2021	Buy	5,000	\$6.1800	\$30,900.00	\$97.74	\$8.89	123225724	\$30,997.74
08-Sep-2021	Buy	5,000	\$6.2300	\$31,150.00	\$98.51	\$8.96	123101471	\$31,248.51
03-Sep-2021	Buy	5,000	\$6.4400	\$32,200.00	\$101.76	\$9.25	122891152	\$32,301.76
01-Sep-2021	Buy	5,000	\$6.5400	\$32,700.00	\$103.32	\$9.40	122775520	\$32,803.32
25-Aug-2021	Buy	5,000	\$6.8800	\$34,400.00	\$108.58	\$9.87	122412152	\$34,508.58
23-Aug-2021	Buy	5,000	\$7.1000	\$35,500.00	\$111.99	\$10.18	122322984	\$35,611.99
20-Aug-2021	Buy	5,000	\$7.1791	\$35,895.66	\$113.22	\$10.30	122210414	\$36,008.88
20-Aug-2021	Buy	5,000	\$7.1200	\$35,600.00	\$112.30	\$10.21	122268807	\$35,712.30
12-Aug-2021	Buy	5,000	\$7.2500	\$36,250.00	\$114.32	\$10.40	121821073	\$36,364.32
12-Aug-2021	Buy	5,000	\$7.2000	\$36,000.00	\$113.55	\$10.33	121831224	\$36,113.55
06-Aug-2021	Buy	5,000	\$7.4800	\$37,400.00	\$117.88	\$10.72	121550324	\$37,517.88
02-Aug-2021	Buy	5,000	\$7.5200	\$37,600.00	\$118.51	\$10.78	121330335	\$37,718.51
15-Jul-2021	Buy	3,000	\$8.0400	\$24,120.00	\$76.72	\$6.98	120650607	\$24,196.72
13-Jul-2021	Buy	5,000	\$8.0500	\$40,250.00	\$126.71	\$11.52	120536693	\$40,376.71
13-Jul-2021	Buy	2,000	\$8.0400	\$16,080.00	\$51.79	\$4.71	120544184	\$16,131.79
				Sub Total	\$4,616.44	\$419.76		-\$9,191.81

AMA - AMA GROUP LIMITED FPO (ORDINARY FULLY PAID)

Date	Type	Quantity	Unit Price	Trade Value	Brokerage+GST	GST	CNote	Total Value
15-Jun-2022	Buy	40,000	\$0.1750	\$7,000.00	\$31.90	\$2.90	134364778	\$7,031.90
31-May-2022	Buy	50,000	\$0.2125	\$10,625.00	\$34.88	\$3.17	133819164	\$10,659.88
26-May-2022	Buy	25,000	\$0.2250	\$5,625.00	\$31.90	\$2.90	133680284	\$5,656.90
26-May-2022	Buy	25,000	\$0.2200	\$5,500.00	\$31.90	\$2.90	133698547	\$5,531.90
19-May-2022	Buy	50,000	\$0.2350	\$11,750.00	\$38.37	\$3.49	133495462	\$11,788.37
12-May-2022	Buy	30,000	\$0.2500	\$7,500.00	\$31.90	\$2.90	133267952	\$7,531.90
10-May-2022	Buy	20,000	\$0.2449	\$4,897.22	\$31.90	\$2.90	133129837	\$4,929.12
29-Apr-2022	Buy	50,000	\$0.2700	\$13,500.00	\$43.79	\$3.98	132743559	\$13,543.79
27-Apr-2022	Buy	30,000	\$0.2850	\$8,550.00	\$31.90	\$2.90	132660583	\$8,581.90
22-Apr-2022	Buy	50,000	\$0.3025	\$15,125.00	\$48.83	\$4.44	132496207	\$15,173.83
22-Apr-2022	Buy	20,000	\$0.3000	\$6,000.00	\$31.90	\$2.90	132504355	\$6,031.90
08-Apr-2022	Buy	50,000	\$0.3050	\$15,250.00	\$49.22	\$4.48	132079986	\$15,299.22
04-Apr-2022	Buy	50,000	\$0.3292	\$16,459.82	\$52.97	\$4.82	131821947	\$16,512.79

Transaction Summary

CommSec

1 JULY 2021 - 30 JUNE 2022

AMA - AMA GROUP LIMITED FPO (ORDINARY FULLY PAID)

Date	Type	Quantity	Unit Price	Trade Value	Brokerage+GST	GST	CNote	Total Value
14-Mar-2022	Buy	20,000	\$.3100	\$6,200.00	\$31.90	\$2.90	131029584	\$6,231.90
14-Mar-2022	Buy	10,000	\$.3100	\$3,100.00	\$31.90	\$2.90	131029104	\$3,131.90
14-Mar-2022	Buy	20,000	\$.3100	\$6,200.00	\$31.90	\$2.90	131001672	\$6,231.90
08-Mar-2022	Buy	50,000	\$.3044	\$15,221.64	\$49.13	\$4.47	130833903	\$15,270.77
07-Mar-2022	Buy	20,000	\$.2923	\$5,845.15	\$31.90	\$2.90	130760417	\$5,877.05
04-Mar-2022	Buy	30,000	\$.3025	\$9,075.00	\$31.90	\$2.90	130712818	\$9,106.90
24-Feb-2022	Buy	30,000	\$.3325	\$9,975.00	\$31.90	\$2.90	130319500	\$10,006.90
23-Feb-2022	Buy	20,000	\$.3325	\$6,650.00	\$31.90	\$2.90	130289374	\$6,681.90
21-Feb-2022	Buy	10,000	\$.3485	\$3,485.00	\$31.90	\$2.90	130155417	\$3,516.90
16-Feb-2022	Buy	20,000	\$.3750	\$7,500.00	\$31.90	\$2.90	129996535	\$7,531.90
10-Feb-2022	Buy	20,000	\$.3980	\$7,960.11	\$31.90	\$2.90	129775621	\$7,992.01
02-Feb-2022	Buy	50,000	\$.4199	\$20,995.14	\$67.03	\$6.10	129474666	\$21,062.17
01-Oct-2021	Buy	10,000	\$.4450	\$4,450.00	\$31.90	\$2.90	124333092	\$4,481.90
03-Sep-2021	Buy	20,000	\$.4000	\$8,000.00	\$31.90	\$2.90	122885388	\$8,031.90
09-Aug-2021	Buy	20,000	\$.4850	\$9,700.00	\$31.90	\$2.90	121642208	\$9,731.90
Sub Total					\$1,022.22	\$92.95		\$253,161.30

AMI - AURELIA METALS LTD FPO (ORDINARY FULLY PAID)

Date	Type	Quantity	Unit Price	Trade Value	Brokerage+GST	GST	CNote	Total Value
26-Oct-2021	Sell	-75,000	\$.3909	-\$29,313.88	\$92.82	\$8.44	125441005	-\$29,221.06
12-Aug-2021	Buy	25,000	\$.3575	\$8,937.50	\$31.90	\$2.90	121831960	\$8,969.40
12-Aug-2021	Buy	50,000	\$.3500	\$17,500.00	\$56.20	\$5.11	121799718	\$17,556.20
Sub Total					\$180.92	\$16.45		-\$2,695.46

ANZ - ANZ BANKING GRP LTD FPO (ORDINARY FULLY PAID)

Date	Type	Quantity	Unit Price	Trade Value	Brokerage+GST	GST	CNote	Total Value
27-Jun-2022	Buy	3,000	\$22.4370	\$67,311.07	\$210.60	\$19.15	134753532	\$67,521.67
21-Jun-2022	Sell	-500	\$21.7500	-\$10,875.00	\$35.67	\$3.25	134549137	-\$10,839.33
17-Jun-2022	Sell	-1,500	\$21.2704	-\$31,905.53	\$100.85	\$9.17	134461407	-\$31,804.68
15-Jun-2022	Sell	-3,000	\$22.0000	-\$66,000.00	\$206.54	\$18.78	134329644	-\$65,793.46
14-Jun-2022	Sell	-4,000	\$21.7396	-\$86,958.33	\$271.51	\$24.69	134245774	-\$86,686.82
09-Jun-2022	Buy	1,000	\$23.3800	\$23,380.00	\$74.42	\$6.77	134153120	\$23,454.42
12-May-2022	Buy	1,000	\$25.2094	\$25,209.36	\$80.09	\$7.28	133268128	\$25,289.45
11-May-2022	Buy	2,000	\$25.4500	\$50,900.00	\$159.73	\$14.52	133213724	\$51,059.73
10-May-2022	Buy	2,000	\$25.5700	\$51,140.00	\$160.47	\$14.59	133164644	\$51,300.47
10-May-2022	Buy	1,500	\$25.4900	\$38,235.00	\$120.48	\$10.96	133142206	\$38,355.48
10-May-2022	Buy	1,000	\$25.6000	\$25,600.00	\$81.30	\$7.39	133161997	\$25,681.30

Transaction Summary

CommSec

1 JULY 2021 - 30 JUNE 2022

ANZ - ANZ BANKING GRP LTD FPO (ORDINARY FULLY PAID)

Date	Type	Quantity	Unit Price	Trade Value	Brokerage+GST	GST	CNote	Total Value
19-Apr-2022	Sell	-500	\$27.7100	-\$13,855.00	\$44.89	\$4.08	132298361	-\$13,810.11
12-Apr-2022	Sell	-2,000	\$27.3200	-\$54,640.00	\$171.33	\$15.58	132169888	-\$54,468.67
08-Apr-2022	Sell	-3,000	\$27.3065	-\$81,919.52	\$255.89	\$23.27	132049544	-\$81,663.63
07-Apr-2022	Sell	-4,000	\$27.0501	-\$108,200.43	\$337.35	\$30.67	132006627	-\$107,863.08
08-Mar-2022	Buy	1,000	\$24.9700	\$24,970.00	\$79.36	\$7.22	130834319	\$25,049.36
07-Mar-2022	Buy	1,000	\$25.2182	\$25,218.16	\$80.12	\$7.29	130737532	\$25,298.28
07-Mar-2022	Buy	1,000	\$24.8000	\$24,800.00	\$78.83	\$7.17	130767292	\$24,878.83
03-Mar-2022	Buy	1,000	\$25.7500	\$25,750.00	\$81.77	\$7.44	130650894	\$25,831.77
02-Mar-2022	Buy	1,000	\$25.7450	\$25,745.00	\$81.76	\$7.44	130589536	\$25,826.76
28-Feb-2022	Buy	1,000	\$25.8300	\$25,830.00	\$82.02	\$7.46	130496290	\$25,912.02
28-Feb-2022	Buy	1,500	\$26.0500	\$39,075.00	\$123.07	\$11.19	130486815	\$39,198.07
03-Feb-2022	Buy	1,500	\$27.0500	\$40,575.00	\$127.72	\$11.61	129500349	\$40,702.72
03-Feb-2022	Buy	500	\$26.8900	\$13,445.00	\$43.63	\$3.97	129525337	\$13,488.63
Sub Total					\$3,089.40	\$280.94		\$75,919.18

APA - APA GROUP STAPLED (FULLY PAID UNITS STAPLED SECURITIES)

Date	Type	Quantity	Unit Price	Trade Value	Brokerage+GST	GST	CNote	Total Value
21-Dec-2021	Sell	-10,000	\$9.9759	-\$99,759.24	\$311.18	\$28.29	127805466	-\$99,448.06
15-Dec-2021	Sell	-5,000	\$9.7600	-\$48,800.00	\$153.22	\$13.93	127630804	-\$48,646.78
15-Dec-2021	Sell	-5,000	\$9.7000	-\$48,500.00	\$152.29	\$13.85	127618223	-\$48,347.71
29-Nov-2021	Sell	-15,000	\$9.5530	-\$143,294.40	\$446.13	\$40.56	126965943	-\$142,848.27
27-Oct-2021	Buy	5,000	\$8.4000	\$42,000.00	\$132.15	\$12.02	125493646	\$42,132.15
21-Oct-2021	Buy	5,000	\$8.4100	\$42,050.00	\$132.30	\$12.03	125220972	\$42,182.30
18-Oct-2021	Buy	5,000	\$8.4998	\$42,499.18	\$133.69	\$12.16	125040547	\$42,632.87
12-Oct-2021	Buy	5,000	\$8.7196	\$43,597.90	\$137.10	\$12.47	124803384	\$43,735.00
07-Oct-2021	Buy	5,000	\$8.8262	\$44,131.11	\$138.75	\$12.62	124643560	\$44,269.86
01-Oct-2021	Buy	2,000	\$8.6087	\$17,217.49	\$55.32	\$5.03	124355911	\$17,272.81
01-Oct-2021	Buy	3,000	\$8.6400	\$25,920.00	\$82.29	\$7.48	124333250	\$26,002.29
29-Sep-2021	Buy	5,000	\$8.5400	\$42,700.00	\$134.31	\$12.21	124261132	\$42,834.31
Sub Total					\$2,008.73	\$182.65		-\$38,229.23

AX1 - ACCENT GROUP LTD FPO (ORDINARY FULLY PAID)

Date	Type	Quantity	Unit Price	Trade Value	Brokerage+GST	GST	CNote	Total Value
17-Jun-2022	Sell	-10,000	\$1.1550	-\$11,550.00	\$37.76	\$3.44	134461192	-\$11,512.24
14-Jun-2022	Sell	-20,000	\$1.2150	-\$24,300.00	\$77.28	\$7.03	134231643	-\$24,222.72
14-Jun-2022	Sell	-30,000	\$1.1929	-\$35,786.98	\$112.89	\$10.27	134297774	-\$35,674.09
13-May-2022	Buy	15,000	\$1.3357	\$20,035.02	\$64.06	\$5.83	133292748	\$20,099.08

Transaction Summary

CommSec

1 JULY 2021 - 30 JUNE 2022

AX1 - ACCENT GROUP LTD FPO (ORDINARY FULLY PAID)

Date	Type	Quantity	Unit Price	Trade Value	Brokerage+GST	GST	CNote	Total Value
06-May-2022	Buy	5,000	\$1.2925	\$6,462.50	\$31.90	\$2.90	132987443	\$6,494.40
02-May-2022	Buy	10,000	\$1.4075	\$14,075.00	\$45.58	\$4.15	132780853	\$14,120.58
02-May-2022	Buy	20,000	\$1.4279	\$28,557.43	\$90.47	\$8.23	132767997	\$28,647.90
11-Apr-2022	Buy	10,000	\$1.5695	\$15,694.89	\$50.60	\$4.60	132099766	\$15,745.49
11-Apr-2022	Buy	10,000	\$1.5575	\$15,575.00	\$50.23	\$4.57	132133655	\$15,625.23
Sub Total					\$560.77	\$51.02		\$29,323.63

BFG - BELL FINANCIAL GROUP FPO (ORDINARY FULLY PAID)

Date	Type	Quantity	Unit Price	Trade Value	Brokerage+GST	GST	CNote	Total Value
14-Jun-2022	Sell	-20,000	\$1.0976	-\$21,951.33	\$70.00	\$6.37	134234262	-\$21,881.33
14-Mar-2022	Buy	10,000	\$1.2304	\$12,304.49	\$40.09	\$3.65	131029218	\$12,344.58
09-Mar-2022	Buy	10,000	\$1.1800	\$11,800.00	\$38.53	\$3.51	130880354	\$11,838.53
Sub Total					\$148.62	\$13.53		\$2,301.78

BGA - BEGA CHEESE LTD FPO (ORDINARY FULLY PAID)

Date	Type	Quantity	Unit Price	Trade Value	Brokerage+GST	GST	CNote	Total Value
11-Oct-2021	Sell	-10,000	\$5.4908	-\$54,908.42	\$172.15	\$15.65	124770721	-\$54,736.27
29-Sep-2021	Buy	5,000	\$5.1900	\$25,950.00	\$82.39	\$7.49	124229402	\$26,032.39
16-Aug-2021	Buy	5,000	\$5.1900	\$25,950.00	\$82.39	\$7.49	121951099	\$26,032.39
Sub Total					\$336.93	\$30.63		-\$2,671.49

BOQ - BANK OF QUEENSLAND FPO (ORDINARY FULLY PAID)

Date	Type	Quantity	Unit Price	Trade Value	Brokerage+GST	GST	CNote	Total Value
27-Jun-2022	Buy	3,000	\$6.9000	\$20,700.00	\$66.11	\$6.01	134758739	\$20,766.11
20-Jun-2022	Sell	-3,000	\$6.5400	-\$19,620.00	\$62.77	\$5.71	134514957	-\$19,557.23
17-Jun-2022	Sell	-5,000	\$6.4319	-\$32,159.70	\$101.64	\$9.24	134462951	-\$32,058.06
15-Jun-2022	Sell	-10,000	\$6.6000	-\$66,000.00	\$206.54	\$18.78	134331393	-\$65,793.46
14-Jun-2022	Sell	-10,000	\$6.5103	-\$65,102.95	\$203.76	\$18.53	134246307	-\$64,899.19
13-May-2022	Buy	5,000	\$7.4200	\$37,100.00	\$116.96	\$10.64	133319520	\$37,216.96
11-May-2022	Buy	5,000	\$7.4800	\$37,400.00	\$117.88	\$10.72	133214514	\$37,517.88
10-May-2022	Buy	5,000	\$7.4600	\$37,300.00	\$117.57	\$10.69	133131593	\$37,417.57
09-May-2022	Buy	5,000	\$7.5660	\$37,830.22	\$119.22	\$10.84	133076299	\$37,949.44
09-May-2022	Buy	5,000	\$7.5800	\$37,900.00	\$119.43	\$10.86	133087807	\$38,019.43
09-May-2022	Buy	5,000	\$7.5800	\$37,900.00	\$119.43	\$10.86	133079638	\$38,019.43
08-Apr-2022	Sell	-5,000	\$8.3701	-\$41,850.64	\$131.68	\$11.97	132046195	-\$41,718.96
07-Apr-2022	Sell	-10,000	\$8.4114	-\$84,114.43	\$262.68	\$23.88	131990824	-\$83,851.75
20-Dec-2021	Buy	5,000	\$7.9600	\$39,800.00	\$125.33	\$11.40	127756760	\$39,925.33

Transaction Summary

1 JULY 2021 - 30 JUNE 2022

CommSec

BOQ - BANK OF QUEENSLAND. FPO (ORDINARY FULLY PAID)

Date	Type	Quantity	Unit Price	Trade Value	Brokerage+GST	GST	CNote	Total Value
01-Dec-2021	Buy	5,000	\$7.6400	\$38,200.00	\$120.37	\$10.95	127147579	\$38,320.37
01-Dec-2021	Buy	5,000	\$7.6100	\$38,050.00	\$119.89	\$10.90	127096919	\$38,169.89
				Sub Total	\$2,111.26	\$191.98		\$55,443.76

CBA - COMMONWEALTH BANK. FPO (ORDINARY FULLY PAID)

Date	Type	Quantity	Unit Price	Trade Value	Brokerage+GST	GST	CNote	Total Value
01-Dec-2021	Sell	-600	\$93.0900	-\$55,854.00	\$175.09	\$15.92	127113939	-\$55,678.91
30-Nov-2021	Buy	500	\$93.8200	\$46,910.00	\$147.36	\$13.40	127077034	\$47,057.36
				Sub Total	\$322.45	\$29.32		-\$8,621.55

CGC - COSTA GROUP HOLDINGS FPO (ORDINARY FULLY PAID)

Date	Type	Quantity	Unit Price	Trade Value	Brokerage+GST	GST	CNote	Total Value
10-May-2022	Buy	5,000	\$2.9400	\$14,700.00	\$47.51	\$4.32	133131622	\$14,747.51
10-May-2022	Buy	10,000	\$2.9400	\$29,400.00	\$93.09	\$8.47	133134129	\$29,493.09
09-May-2022	Buy	5,000	\$2.9900	\$14,950.00	\$48.29	\$4.39	133084686	\$14,998.29
05-May-2022	Buy	10,000	\$2.9167	\$29,167.12	\$92.36	\$8.40	132949827	\$29,259.48
27-Apr-2022	Sell	-10,000	\$3.2403	-\$32,402.66	\$102.39	\$9.31	132644998	-\$32,300.27
26-Apr-2022	Sell	-10,000	\$3.3011	-\$33,010.61	\$104.27	\$9.48	132532287	-\$32,906.34
22-Apr-2022	Sell	-25,000	\$3.3808	-\$84,520.14	\$263.95	\$24.00	132475662	-\$84,256.19
22-Apr-2022	Sell	-20,000	\$3.3501	-\$67,002.75	\$209.64	\$19.06	132503676	-\$66,793.11
22-Apr-2022	Sell	-20,000	\$3.3400	-\$66,800.63	\$209.01	\$19.00	132509748	-\$66,591.62
08-Feb-2022	Buy	5,000	\$3.0087	\$15,043.29	\$48.58	\$4.42	129678205	\$15,091.87
13-Jan-2022	Buy	10,000	\$2.9095	\$29,094.85	\$92.14	\$8.38	128499740	\$29,186.99
23-Dec-2021	Buy	5,000	\$3.0400	\$15,200.00	\$49.06	\$4.46	127896054	\$15,249.06
21-Dec-2021	Buy	5,000	\$3.0200	\$15,100.00	\$48.76	\$4.44	127817083	\$15,148.76
20-Dec-2021	Buy	10,000	\$3.0098	\$30,097.94	\$95.25	\$8.66	127766685	\$30,193.19
08-Dec-2021	Buy	10,000	\$2.8200	\$28,200.00	\$89.37	\$8.13	127416989	\$28,289.37
22-Sep-2021	Buy	5,000	\$3.1900	\$15,950.00	\$51.40	\$4.68	123875218	\$16,001.40
15-Sep-2021	Buy	5,000	\$3.2600	\$16,300.00	\$52.47	\$4.77	123443876	\$16,352.47
26-Aug-2021	Buy	5,000	\$3.1959	\$15,979.29	\$51.48	\$4.68	122510695	\$16,030.77
02-Aug-2021	Buy	5,000	\$3.1794	\$15,896.75	\$51.23	\$4.66	121324633	\$15,947.98
23-Jul-2021	Buy	5,000	\$3.3300	\$16,650.00	\$53.56	\$4.87	121007221	\$16,703.56
				Sub Total	\$1,853.81	\$168.58		\$19,846.26

COL - COLES GROUP FPO (ORDINARY FULLY PAID)

Date	Type	Quantity	Unit Price	Trade Value	Brokerage+GST	GST	CNote	Total Value
05-Apr-2022	Sell	-5,000	\$18.1502	-\$90,750.81	\$283.26	\$25.75	131892118	-\$90,467.55

Transaction Summary

CommSec

1 JULY 2021 - 30 JUNE 2022

COL - COLES GROUP FPO (ORDINARY FULLY PAID)

Date	Type	Quantity	Unit Price	Trade Value	Brokerage+GST	GST	CNote	Total Value
30-Mar-2022	Sell	-5,000	\$18.0100	-\$90,050.00	\$281.09	\$25.56	131606496	-\$89,768.91
27-Jan-2022	Buy	5,000	\$15.9400	\$79,700.05	\$249.00	\$22.64	129192494	\$79,949.05
21-Jan-2022	Buy	2,000	\$16.2267	\$32,453.41	\$102.55	\$9.33	128873354	\$32,555.96
20-Jan-2022	Buy	3,000	\$16.3600	\$49,080.00	\$154.09	\$14.01	128860657	\$49,234.09
21-Oct-2021	Sell	-5,000	\$17.7859	-\$88,929.52	\$277.61	\$25.24	125228443	-\$88,651.91
23-Sep-2021	Buy	2,000	\$17.1100	\$34,220.00	\$108.02	\$9.82	123977515	\$34,328.02
06-Sep-2021	Sell	-2,000	\$17.5301	-\$35,060.23	\$110.63	\$10.06	122957417	-\$34,949.60
24-Aug-2021	Sell	-5,000	\$18.3600	-\$91,800.00	\$286.51	\$26.05	122384732	-\$91,513.49
Sub Total					\$1,852.76	\$168.46		-\$199,284.34

CVN - CARNARVON ENERGY LTD FPO (ORDINARY FULLY PAID)

Date	Type	Quantity	Unit Price	Trade Value	Brokerage+GST	GST	CNote	Total Value
14-Jun-2022	Sell	-100,000	\$.1900	-\$19,000.00	\$60.84	\$5.53	134237843	-\$18,939.16
02-May-2022	Buy	100,000	\$.2400	\$24,000.00	\$76.34	\$6.94	132763155	\$24,076.34
05-Apr-2022	Buy	50,000	\$.3300	\$16,500.00	\$53.10	\$4.83	131911043	\$16,553.10
30-Mar-2022	Buy	30,000	\$.3300	\$9,900.00	\$31.90	\$2.90	131639480	\$9,931.90
25-Mar-2022	Buy	20,000	\$.3450	\$6,900.00	\$31.90	\$2.90	131472779	\$6,931.90
Sub Total					\$254.08	\$23.10		\$38,554.08

CXO - CORE LITHIUM FPO (ORDINARY FULLY PAID)

Date	Type	Quantity	Unit Price	Trade Value	Brokerage+GST	GST	CNote	Total Value
01-Jun-2022	Sell	-5,000	\$1.1350	-\$5,675.00	\$31.90	\$2.90	133881118	-\$5,643.10
27-Apr-2022	Sell	-15,000	\$1.2700	-\$19,050.00	\$61.00	\$5.55	132604521	-\$18,989.00
22-Apr-2022	Sell	-10,000	\$1.3450	-\$13,450.00	\$43.64	\$3.97	132474488	-\$13,406.36
21-Apr-2022	Sell	-30,000	\$1.3950	-\$41,850.00	\$131.67	\$11.97	132458867	-\$41,718.33
13-Apr-2022	Buy	10,000	\$1.3300	\$13,300.00	\$43.18	\$3.93	132230411	\$13,343.18
08-Apr-2022	Buy	15,000	\$1.3500	\$20,250.00	\$64.72	\$5.89	132050493	\$20,314.72
31-Mar-2022	Buy	5,000	\$1.3900	\$6,950.00	\$31.90	\$2.90	131690076	\$6,981.90
09-Mar-2022	Buy	10,000	\$.9600	\$9,600.00	\$31.90	\$2.90	130881253	\$9,631.90
24-Feb-2022	Sell	-20,000	\$.7600	-\$15,200.00	\$49.06	\$4.46	130340866	-\$15,150.94
11-Jan-2022	Buy	10,000	\$.6850	\$6,850.00	\$31.90	\$2.90	128387368	\$6,881.90
06-Jan-2022	Sell	-30,000	\$.6000	-\$18,000.00	\$57.74	\$5.25	128199252	-\$17,942.26
22-Dec-2021	Buy	10,000	\$.5200	\$5,200.00	\$31.90	\$2.90	127835463	\$5,231.90
06-Dec-2021	Sell	-50,000	\$.4800	-\$24,000.00	\$76.34	\$6.94	127310032	-\$23,923.66
18-Nov-2021	Sell	-50,000	\$.5400	-\$27,000.00	\$85.65	\$7.79	126559123	-\$26,914.35
22-Oct-2021	Buy	30,000	\$.5900	\$17,700.00	\$56.82	\$5.17	125284009	\$17,756.82
15-Oct-2021	Sell	-50,000	\$.5315	-\$26,575.00	\$84.33	\$7.67	124995842	-\$26,490.67

Transaction Summary

CommSec

1 JULY 2021 - 30 JUNE 2022

CXO - CORE LITHIUM FPO (ORDINARY FULLY PAID)

Date	Type	Quantity	Unit Price	Trade Value	Brokerage+GST	GST	CNote	Total Value
30-Sep-2021	Buy	20,000	\$.4050	\$8,100.00	\$31.90	\$2.90	124302897	\$8,131.90
13-Aug-2021	Buy	50,000	\$.3700	\$18,500.00	\$59.29	\$5.39	121847804	\$18,559.29
26-Jul-2021	Buy	30,000	\$.3000	\$9,000.00	\$31.90	\$2.90	121016767	\$9,031.90
22-Jul-2021	Buy	20,000	\$.2550	\$5,100.00	\$31.90	\$2.90	120930795	\$5,131.90
				Sub Total	\$1,068.64	\$97.18		-\$69,181.36

EVN - EVOLUTION MINING LTD FPO (ORDINARY FULLY PAID)

Date	Type	Quantity	Unit Price	Trade Value	Brokerage+GST	GST	CNote	Total Value
10-Mar-2022	Sell	-10,000	\$4.4204	-\$44,203.50	\$138.98	\$12.64	130947397	-\$44,064.52
07-Feb-2022	Buy	5,000	\$3.6300	\$18,150.00	\$58.22	\$5.30	129621333	\$18,208.22
07-Feb-2022	Buy	5,000	\$3.6300	\$18,150.00	\$58.22	\$5.30	129621497	\$18,208.22
19-Oct-2021	Sell	-20,000	\$3.7100	-\$74,200.00	\$231.96	\$21.09	125127078	-\$73,968.04
06-Aug-2021	Buy	5,000	\$4.1300	\$20,650.00	\$65.96	\$6.00	121549664	\$20,715.96
29-Jul-2021	Buy	5,000	\$4.2300	\$21,150.00	\$67.51	\$6.14	121208544	\$21,217.51
28-Jul-2021	Buy	5,000	\$4.2000	\$21,000.00	\$67.05	\$6.10	121164893	\$21,067.05
28-Jul-2021	Buy	5,000	\$4.2100	\$21,050.00	\$67.20	\$6.11	121142320	\$21,117.20
				Sub Total	\$755.10	\$68.68		\$2,501.60

FMG - FORTESCUE METALS GRP FPO (ORDINARY FULLY PAID)

Date	Type	Quantity	Unit Price	Trade Value	Brokerage+GST	GST	CNote	Total Value
15-Feb-2022	Sell	-500	\$21.8300	-\$10,915.00	\$35.79	\$3.26	129949182	-\$10,879.21
25-Jan-2022	Sell	-500	\$20.3795	-\$10,189.73	\$33.53	\$3.05	129057916	-\$10,156.20
24-Jan-2022	Sell	-1,000	\$20.5100	-\$20,510.00	\$65.53	\$5.96	129045009	-\$20,444.47
17-Jan-2022	Sell	-3,000	\$20.7700	-\$62,310.00	\$195.10	\$17.74	128653804	-\$62,114.90
09-Dec-2021	Sell	-5,000	\$17.8800	-\$89,400.00	\$279.07	\$25.37	127436163	-\$89,120.93
29-Nov-2021	Sell	-10,000	\$17.4781	-\$174,781.42	\$543.73	\$49.43	127016948	-\$174,237.69
29-Nov-2021	Sell	-10,000	\$16.6823	-\$166,823.26	\$519.07	\$47.19	126956721	-\$166,304.19
18-Nov-2021	Sell	-5,000	\$15.5601	-\$77,800.44	\$243.11	\$22.10	126551620	-\$77,557.33
04-Nov-2021	Buy	2,000	\$14.2500	\$28,500.00	\$90.29	\$8.21	125842389	\$28,590.29
28-Oct-2021	Buy	3,000	\$13.9800	\$41,940.00	\$131.96	\$12.00	125542087	\$42,071.96
27-Oct-2021	Buy	5,000	\$14.0200	\$70,100.00	\$219.24	\$19.93	125512894	\$70,319.24
27-Oct-2021	Buy	5,000	\$14.2750	\$71,375.08	\$223.19	\$20.29	125486767	\$71,598.27
19-Oct-2021	Buy	5,000	\$14.4921	\$72,460.40	\$226.56	\$20.60	125114124	\$72,686.96
14-Oct-2021	Buy	5,000	\$14.4100	\$72,050.00	\$225.29	\$20.48	124946003	\$72,275.29
12-Oct-2021	Buy	2,000	\$14.7600	\$29,520.00	\$93.46	\$8.50	124836504	\$29,613.46
12-Oct-2021	Buy	3,000	\$14.9000	\$44,700.00	\$140.51	\$12.78	124829241	\$44,840.51
12-Oct-2021	Buy	2,000	\$15.1459	\$30,291.74	\$95.85	\$8.72	124796306	\$30,387.59

Transaction Summary

CommSec

1 JULY 2021 - 30 JUNE 2022

FMG - FORTESCUE METALS GRP FPO (ORDINARY FULLY PAID)

Date	Type	Quantity	Unit Price	Trade Value	Brokerage+GST	GST	CNote	Total Value
12-Oct-2021	Buy	3,000	\$15.0600	\$45,180.00	\$142.00	\$12.91	124795476	\$45,322.00
				Sub Total	\$3,503.28	\$318.52		-\$103,109.35

GWA - GWA GROUP LTD FPO (ORDINARY FULLY PAID)

Date	Type	Quantity	Unit Price	Trade Value	Brokerage+GST	GST	CNote	Total Value
26-Oct-2021	Sell	-20,000	\$2.6300	-\$52,599.93	\$165.00	\$15.00	125441067	-\$52,434.93
06-Oct-2021	Buy	5,000	\$2.6400	\$13,200.00	\$42.87	\$3.90	124574079	\$13,242.87
02-Jul-2021	Buy	10,000	\$2.7899	\$27,898.50	\$88.43	\$8.04	120195871	\$27,986.93
02-Jul-2021	Buy	5,000	\$2.7800	\$13,900.00	\$45.04	\$4.10	120197985	\$13,945.04
				Sub Total	\$341.34	\$31.04		\$2,739.91

HVN - HARVEY NORMAN FPO (ORDINARY FULLY PAID)

Date	Type	Quantity	Unit Price	Trade Value	Brokerage+GST	GST	CNote	Total Value
27-Apr-2022	Sell	-5,000	\$5.0600	-\$25,300.00	\$80.38	\$7.31	132606742	-\$25,219.62
18-Feb-2022	Sell	-20,000	\$5.2200	-\$104,400.00	\$325.57	\$29.60	130082004	-\$104,074.43
27-Jan-2022	Buy	5,000	\$4.7600	\$23,800.00	\$75.73	\$6.89	129198804	\$23,875.73
27-Jan-2022	Buy	10,000	\$4.8100	\$48,100.00	\$151.06	\$13.74	129168713	\$48,251.06
27-Jan-2022	Buy	5,000	\$4.7795	\$23,897.27	\$76.02	\$6.91	129178641	\$23,973.29
27-Jan-2022	Buy	5,000	\$4.6700	\$23,350.00	\$74.33	\$6.76	129255785	\$23,424.33
				Sub Total	\$783.09	\$71.21		-\$9,769.64

IFL - IOOF HOLDINGS LTD FPO (ORDINARY FULLY PAID)

Date	Type	Quantity	Unit Price	Trade Value	Brokerage+GST	GST	CNote	Total Value
01-Jul-2021	Sell	-10,000	\$4.2296	-\$42,296.11	\$133.06	\$12.10	120136913	-\$42,163.05
				Sub Total	\$133.06	\$12.10		-\$42,163.05

IGL - IVEGROUP FPO (ORDINARY FULLY PAID)

Date	Type	Quantity	Unit Price	Trade Value	Brokerage+GST	GST	CNote	Total Value
27-Jun-2022	Buy	5,000	\$1.7543	\$8,771.50	\$31.90	\$2.90	134737549	\$8,803.40
23-Jun-2022	Buy	3,000	\$1.7300	\$5,190.00	\$31.90	\$2.90	134660319	\$5,221.90
20-Jun-2022	Sell	-3,000	\$1.4550	-\$4,365.00	\$31.90	\$2.90	134534510	-\$4,333.10
14-Jun-2022	Sell	-10,000	\$1.4822	-\$14,821.82	\$47.90	\$4.36	134240873	-\$14,773.92
14-Jun-2022	Sell	-10,000	\$1.4989	-\$14,988.93	\$48.41	\$4.40	134243761	-\$14,940.52
08-Jun-2022	Buy	5,000	\$1.6900	\$8,450.00	\$31.90	\$2.90	134108386	\$8,481.90
27-Apr-2022	Sell	-10,000	\$1.9608	-\$19,607.96	\$62.74	\$5.71	132608008	-\$19,545.22
17-Feb-2022	Sell	-10,000	\$1.8501	-\$18,501.08	\$59.30	\$5.39	130058034	-\$18,441.78
27-Jan-2022	Buy	5,000	\$1.6097	\$8,048.62	\$31.90	\$2.90	129249972	\$8,080.52

Transaction Summary

CommSec

1 JULY 2021 - 30 JUNE 2022

IGL - IVEGROUP FPO (ORDINARY FULLY PAID)

Date	Type	Quantity	Unit Price	Trade Value	Brokerage+GST	GST	CNote	Total Value
12-Jan-2022	Buy	5,000	\$1.7500	\$8,750.00	\$31.90	\$2.90	128417164	\$8,781.90
22-Dec-2021	Sell	-15,000	\$1.6800	-\$25,200.00	\$80.06	\$7.28	127835825	-\$25,119.94
16-Dec-2021	Sell	-5,000	\$1.7613	-\$8,806.58	\$31.90	\$2.90	127683013	-\$8,774.68
14-Dec-2021	Sell	-10,000	\$1.8111	-\$18,110.87	\$58.09	\$5.28	127573847	-\$18,052.78
23-Sep-2021	Buy	10,000	\$1.5721	\$15,720.94	\$50.68	\$4.61	123977680	\$15,771.62
Sub Total					\$630.48	\$57.33		-\$88,840.70

ING - INGHAMS GROUP FPO (ORDINARY FULLY PAID)

Date	Type	Quantity	Unit Price	Trade Value	Brokerage+GST	GST	CNote	Total Value
17-Jun-2022	Buy	10,000	\$2.6200	\$26,200.00	\$83.16	\$7.56	134487927	\$26,283.16
09-May-2022	Buy	5,000	\$2.7000	\$13,500.00	\$43.79	\$3.98	133075308	\$13,543.79
06-May-2022	Buy	5,000	\$2.7500	\$13,750.00	\$44.58	\$4.06	133002217	\$13,794.58
04-May-2022	Buy	10,000	\$2.7692	\$27,692.12	\$87.79	\$7.98	132906432	\$27,779.91
03-May-2022	Buy	10,000	\$2.8900	\$28,900.00	\$91.53	\$8.32	132840530	\$28,991.53
03-May-2022	Buy	10,000	\$2.8381	\$28,380.58	\$89.93	\$8.18	132826890	\$28,470.51
02-May-2022	Buy	10,000	\$3.0400	\$30,400.00	\$96.19	\$8.75	132765723	\$30,496.19
22-Mar-2022	Buy	5,000	\$3.0400	\$15,200.00	\$49.06	\$4.46	131324134	\$15,249.06
21-Mar-2022	Buy	5,000	\$3.0600	\$15,300.00	\$49.38	\$4.49	131249482	\$15,349.38
03-Mar-2022	Buy	10,000	\$3.1764	\$31,763.94	\$100.41	\$9.13	130651523	\$31,864.35
11-Jan-2022	Sell	-10,000	\$3.2700	-\$32,700.00	\$103.32	\$9.40	128358195	-\$32,596.68
24-Dec-2021	Buy	5,000	\$3.4700	\$17,350.00	\$55.73	\$5.07	127911980	\$17,405.73
24-Dec-2021	Buy	5,000	\$3.4600	\$17,300.00	\$55.58	\$5.06	127912926	\$17,355.58
Sub Total					\$950.45	\$86.44		\$233,987.09

JDO - JUDO CAP HOLDINGS DEF SET (ORDINARY FULLY PAID DEFERRED SETTLEMENT)

Date	Type	Quantity	Unit Price	Trade Value	Brokerage+GST	GST	CNote	Total Value
18-Nov-2021	Sell	-15,000	\$2.2718	-\$34,077.46	\$107.58	\$9.78	126551791	-\$33,969.88
17-Nov-2021	Buy	5,000	\$2.2800	\$11,400.00	\$37.29	\$3.39	126516242	\$11,437.29
02-Nov-2021	Buy	10,000	\$2.4000	\$24,000.00	\$76.34	\$6.94	125760589	\$24,076.34
Sub Total					\$221.21	\$20.11		\$1,543.75

KGN - KOGAN.COM LTD FPO (ORDINARY FULLY PAID)

Date	Type	Quantity	Unit Price	Trade Value	Brokerage+GST	GST	CNote	Total Value
27-Apr-2022	Sell	-5,000	\$4.8091	-\$24,045.59	\$76.49	\$6.96	132608241	-\$23,969.10
26-Apr-2022	Sell	-10,000	\$4.7355	-\$47,354.59	\$148.75	\$13.53	132535499	-\$47,205.84
13-Apr-2022	Buy	5,000	\$5.1500	\$25,750.00	\$81.77	\$7.44	132229636	\$25,831.77
17-Mar-2022	Buy	5,000	\$5.5000	\$27,500.00	\$87.20	\$7.93	131191844	\$27,587.20

Transaction Summary

CommSec

1 JULY 2021 - 30 JUNE 2022

KGN - KOGAN.COM LTD FPO (ORDINARY FULLY PAID)

Date	Type	Quantity	Unit Price	Trade Value	Brokerage+GST	GST	CNote	Total Value
03-Mar-2022	Buy	5,000	\$5.9231	\$29,615.61	\$93.76	\$8.53	130651797	\$29,709.37
Sub Total					\$487.97	\$44.39		\$11,953.40

LIT - LITHIUM AUSTRALIA NL FPO (ORDINARY FULLY PAID)

Date	Type	Quantity	Unit Price	Trade Value	Brokerage+GST	GST	CNote	Total Value
11-Oct-2021	Sell	-550,000	\$.1125	-\$61,875.00	\$193.75	\$17.62	124771015	-\$61,681.25
29-Jul-2021	Buy	50,000	\$.1175	\$5,875.00	\$31.90	\$2.90	121204247	\$5,906.90
Sub Total					\$225.65	\$20.52		-\$55,774.35

MCP - MCPHERSON'S LTD FPO (ORDINARY FULLY PAID)

Date	Type	Quantity	Unit Price	Trade Value	Brokerage+GST	GST	CNote	Total Value
20-Jun-2022	Sell	-20,000	\$.7150	-\$14,300.52	\$46.28	\$4.21	134514339	-\$14,254.24
15-Jun-2022	Sell	-10,000	\$.7132	-\$7,131.93	\$31.90	\$2.90	134346254	-\$7,100.03
20-May-2022	Buy	10,000	\$.8370	\$8,369.82	\$31.90	\$2.90	133529297	\$8,401.72
19-May-2022	Buy	10,000	\$.8150	\$8,150.00	\$31.90	\$2.90	133478376	\$8,181.90
29-Dec-2021	Buy	10,000	\$.8050	\$8,050.00	\$31.90	\$2.90	127972428	\$8,081.90
29-Dec-2021	Buy	20,000	\$.8338	\$16,676.31	\$53.64	\$4.88	127938564	\$16,729.95
Sub Total					\$227.52	\$20.69		\$20,041.20

MFG - MAGELLAN FIN GRP LTD FPO (ORDINARY FULLY PAID)

Date	Type	Quantity	Unit Price	Trade Value	Brokerage+GST	GST	CNote	Total Value
18-Jan-2022	Buy	1,000	\$20.0400	\$20,040.00	\$64.07	\$5.83	128697433	\$20,104.07
18-Jan-2022	Sell	-4,000	\$19.9030	-\$79,611.84	\$248.74	\$22.62	128704220	-\$79,363.10
18-Jan-2022	Buy	1,000	\$20.5800	\$20,580.00	\$65.74	\$5.98	128677838	\$20,645.74
18-Jan-2022	Buy	1,000	\$20.1907	\$20,190.72	\$64.54	\$5.87	128690220	\$20,255.26
18-Jan-2022	Buy	1,000	\$20.3400	\$20,340.00	\$65.00	\$5.91	128685902	\$20,405.00
Sub Total					\$508.09	\$46.21		\$2,046.97

NAB - NATIONAL AUST. BANK FPO (ORDINARY FULLY PAID)

Date	Type	Quantity	Unit Price	Trade Value	Brokerage+GST	GST	CNote	Total Value
27-Jun-2022	Buy	1,000	\$27.6400	\$27,640.00	\$87.63	\$7.97	134732680	\$27,727.63
19-Apr-2022	Sell	-500	\$33.0000	-\$16,500.00	\$53.10	\$4.83	132303784	-\$16,446.90
30-Mar-2022	Sell	-500	\$32.3900	-\$16,195.00	\$52.15	\$4.74	131625719	-\$16,142.85
03-Feb-2022	Buy	1,000	\$28.0200	\$28,020.00	\$88.81	\$8.08	129500569	\$28,108.81
22-Oct-2021	Sell	-500	\$28.7004	-\$14,350.19	\$46.43	\$4.22	125285124	-\$14,303.76
Sub Total					\$328.12	\$29.84		\$8,942.93

Transaction Summary

CommSec

1 JULY 2021 - 30 JUNE 2022

NCM - NEWCREST MINING FPO (ORDINARY FULLY PAID)

Date	Type	Quantity	Unit Price	Trade Value	Brokerage+GST	GST	CNote	Total Value
25-Feb-2022	Buy	3,000	\$24.9802	\$74,940.57	\$234.25	\$21.30	130436344	\$75,174.82
25-Feb-2022	Sell	-8,000	\$24.9578	-\$199,662.73	\$620.87	\$56.45	130436787	-\$199,041.86
03-Feb-2022	Buy	1,000	\$22.4156	\$22,415.58	\$71.44	\$6.50	129500754	\$22,487.02
01-Feb-2022	Buy	2,000	\$22.1500	\$44,300.00	\$139.27	\$12.66	129418523	\$44,439.27
28-Jan-2022	Sell	-2,000	\$21.2703	-\$42,540.66	\$133.82	\$12.17	129274807	-\$42,406.84
28-Jan-2022	Buy	1,000	\$21.5500	\$21,550.00	\$68.75	\$6.25	129281254	\$21,618.75
07-Dec-2021	Buy	3,000	\$23.2673	\$69,801.89	\$218.32	\$19.85	127351773	\$70,020.21
				Sub Total	\$1,486.72	\$135.18		-\$7,708.63

NEC - NINE ENTERTAINMENT FPO (ORDINARY FULLY PAID)

Date	Type	Quantity	Unit Price	Trade Value	Brokerage+GST	GST	CNote	Total Value
27-Jun-2022	Buy	20,000	\$1.9050	\$38,100.00	\$120.06	\$10.92	134733574	\$38,220.06
				Sub Total	\$120.06	\$10.92		\$38,220.06

NST - NORTHERN STAR FPO (ORDINARY FULLY PAID)

Date	Type	Quantity	Unit Price	Trade Value	Brokerage+GST	GST	CNote	Total Value
25-Feb-2022	Sell	-10,000	\$10.0500	-\$100,500.00	\$313.48	\$28.50	130443836	-\$100,186.52
25-Feb-2022	Sell	-5,000	\$10.2292	-\$51,146.18	\$160.49	\$14.59	130423622	-\$50,985.69
10-Feb-2022	Buy	5,000	\$8.6700	\$43,350.00	\$136.33	\$12.40	129779343	\$43,486.33
10-Feb-2022	Buy	5,000	\$8.6799	\$43,399.28	\$136.48	\$12.41	129778080	\$43,535.76
10-Feb-2022	Buy	5,000	\$8.6500	\$43,250.00	\$136.02	\$12.37	129781414	\$43,386.02
				Sub Total	\$882.80	\$80.27		-\$20,764.10

RFG - RETAIL FOOD GROUP FPO (ORDINARY FULLY PAID)

Date	Type	Quantity	Unit Price	Trade Value	Brokerage+GST	GST	CNote	Total Value
02-May-2022	Buy	50,000	\$0.0670	\$3,350.00	\$31.90	\$2.90	132793522	\$3,381.90
04-Apr-2022	Buy	50,000	\$0.0690	\$3,450.00	\$31.90	\$2.90	131824352	\$3,481.90
31-Mar-2022	Buy	50,000	\$0.0690	\$3,450.00	\$31.90	\$2.90	131690536	\$3,481.90
28-Mar-2022	Buy	50,000	\$0.0690	\$3,450.00	\$31.90	\$2.90	131519271	\$3,481.90
24-Mar-2022	Buy	50,000	\$0.0690	\$3,450.00	\$31.90	\$2.90	131438696	\$3,481.90
06-Jan-2022	Buy	50,000	\$0.0710	\$3,550.00	\$31.90	\$2.90	128208005	\$3,581.90
31-Dec-2021	Buy	100,000	\$0.0730	\$7,300.00	\$31.90	\$2.90	128034191	\$7,331.90
14-Dec-2021	Sell	-100,000	\$0.0710	-\$7,100.00	\$31.90	\$2.90	127557500	-\$7,068.10
29-Nov-2021	Sell	-100,000	\$0.0720	-\$7,200.00	\$31.90	\$2.90	127008186	-\$7,168.10
24-Nov-2021	Sell	-100,000	\$0.0733	-\$7,330.00	\$31.90	\$2.90	126795192	-\$7,298.10
14-Jul-2021	Buy	50,000	\$0.0900	\$4,500.00	\$31.90	\$2.90	120609779	\$4,531.90
				Sub Total	\$350.90	\$31.90		\$11,220.90

Transaction Summary

CommSec

1 JULY 2021 - 30 JUNE 2022

RRL - REGIS RESOURCES FPO (ORDINARY FULLY PAID)

Date	Type	Quantity	Unit Price	Trade Value	Brokerage+GST	GST	CNote	Total Value
25-Feb-2022	Sell	-20,000	\$1.8951	-\$37,901.33	\$119.44	\$10.86	130444050	-\$37,781.89
02-Feb-2022	Buy	10,000	\$1.7800	\$17,800.00	\$57.13	\$5.20	129446679	\$17,857.13
02-Feb-2022	Buy	10,000	\$1.8000	\$18,000.00	\$57.74	\$5.25	129452244	\$18,057.74
25-Jan-2022	Sell	-25,000	\$1.7600	-\$44,000.00	\$138.34	\$12.58	129076877	-\$43,861.66
31-Dec-2021	Buy	5,000	\$1.9300	\$9,650.00	\$31.90	\$2.90	128035236	\$9,681.90
29-Dec-2021	Buy	20,000	\$1.8800	\$37,600.00	\$118.51	\$10.78	127958512	\$37,718.51
				Sub Total	\$523.06	\$47.57		\$1,671.73

SHV - SELECT HARVESTS FPO (ORDINARY FULLY PAID)

Date	Type	Quantity	Unit Price	Trade Value	Brokerage+GST	GST	CNote	Total Value
28-Jun-2022	Sell	-5,000	\$5.1629	-\$25,814.58	\$81.98	\$7.46	134793600	-\$25,732.60
14-Jun-2022	Sell	-5,000	\$5.3129	-\$26,564.31	\$84.30	\$7.67	134250974	-\$26,480.01
22-Apr-2022	Sell	-10,000	\$6.2492	-\$62,492.04	\$195.66	\$17.79	132509648	-\$62,296.38
22-Apr-2022	Sell	-10,000	\$6.3650	-\$63,650.00	\$199.26	\$18.12	132486382	-\$63,450.74
23-Mar-2022	Buy	5,000	\$5.0200	\$25,099.89	\$79.75	\$7.25	131373495	\$25,179.64
25-Feb-2022	Buy	5,000	\$5.5768	\$27,883.85	\$88.39	\$8.04	130424168	\$27,972.24
07-Feb-2022	Buy	5,000	\$5.5400	\$27,700.00	\$87.82	\$7.99	129620405	\$27,787.82
01-Feb-2022	Buy	5,000	\$5.5600	\$27,800.00	\$88.12	\$8.01	129407269	\$27,888.12
31-Jan-2022	Buy	3,000	\$5.4468	\$16,340.45	\$52.61	\$4.79	129348014	\$16,393.06
19-Jan-2022	Buy	1,000	\$5.6600	\$5,660.00	\$31.90	\$2.90	128750539	\$5,691.90
19-Jan-2022	Buy	5,000	\$5.6700	\$28,350.00	\$89.83	\$8.17	128748028	\$28,439.83
19-Jan-2022	Buy	1,000	\$5.6300	\$5,629.95	\$31.90	\$2.90	128779318	\$5,661.85
27-Aug-2021	Sell	-1,000	\$8.2907	-\$8,290.72	\$31.90	\$2.90	122591783	-\$8,258.82
27-Aug-2021	Sell	-4,000	\$8.1226	-\$32,490.48	\$102.67	\$9.34	122561838	-\$32,387.81
02-Aug-2021	Sell	-5,000	\$7.8983	-\$39,491.25	\$124.37	\$11.31	121297976	-\$39,366.88
20-Jul-2021	Sell	-2,000	\$7.1000	-\$14,200.00	\$45.97	\$4.18	120841160	-\$14,154.03
20-Jul-2021	Sell	-2,000	\$7.1500	-\$14,300.00	\$46.28	\$4.21	120845045	-\$14,253.72
20-Jul-2021	Sell	-887	\$6.9901	-\$6,200.22	\$31.90	\$2.90	120825664	-\$6,168.32
20-Jul-2021	Sell	-113	\$7.1400	-\$806.82	\$31.90	\$2.90	120825408	-\$774.92
				Sub Total	\$1,526.51	\$138.83		-\$128,309.77

SXL - STHN CROSS MEDIA FPO (ORDINARY FULLY PAID)

Date	Type	Quantity	Unit Price	Trade Value	Brokerage+GST	GST	CNote	Total Value
14-Jan-2022	Buy	5,000	\$1.8300	\$9,150.00	\$31.90	\$2.90	128572350	\$9,181.90
12-Jan-2022	Buy	5,000	\$1.8413	\$9,206.36	\$31.90	\$2.90	128447949	\$9,238.26
12-Jan-2022	Buy	5,000	\$1.8477	\$9,238.40	\$31.90	\$2.90	128418340	\$9,270.30
21-Dec-2021	Buy	10,000	\$1.8814	\$18,814.41	\$60.27	\$5.48	127828519	\$18,874.68

Transaction Summary

CommSec

1 JULY 2021 - 30 JUNE 2022

SXL - STHN CROSS MEDIA FPO (ORDINARY FULLY PAID)

Date	Type	Quantity	Unit Price	Trade Value	Brokerage+GST	GST	CNote	Total Value
20-Dec-2021	Buy	5,000	\$1.9400	\$9,700.00	\$31.90	\$2.90	127750822	\$9,731.90
20-Dec-2021	Buy	10,000	\$1.8876	\$18,875.51	\$60.46	\$5.50	127784189	\$18,935.97
20-Dec-2021	Buy	10,000	\$1.8950	\$18,950.00	\$60.69	\$5.52	127778181	\$19,010.69
17-Dec-2021	Buy	5,000	\$1.9769	\$9,884.45	\$31.90	\$2.90	127727714	\$9,916.35
Sub Total					\$340.92	\$31.00		\$104,160.05

TLS - TELSTRA CORPORATION. FPO (ORDINARY FULLY PAID)

Date	Type	Quantity	Unit Price	Trade Value	Brokerage+GST	GST	CNote	Total Value
04-Apr-2022	Sell	-5,000	\$3.9300	-\$19,650.00	\$62.86	\$5.72	131784827	-\$19,587.14
22-Mar-2022	Buy	5,000	\$3.8900	\$19,450.00	\$62.24	\$5.66	131338493	\$19,512.24
25-Jan-2022	Sell	-10,000	\$3.9900	-\$39,900.00	\$125.63	\$11.42	129064540	-\$39,774.37
25-Jan-2022	Sell	-10,000	\$3.9450	-\$39,450.00	\$124.24	\$11.30	129097723	-\$39,325.76
25-Jan-2022	Sell	-10,000	\$3.9700	-\$39,700.00	\$125.01	\$11.37	129076108	-\$39,574.99
09-Dec-2021	Sell	-10,000	\$4.0500	-\$40,500.00	\$127.49	\$11.59	127451058	-\$40,372.51
08-Dec-2021	Buy	5,000	\$4.0300	\$20,150.00	\$64.41	\$5.86	127398664	\$20,214.41
12-Oct-2021	Buy	2,000	\$3.8450	\$7,690.00	\$31.90	\$2.90	124832414	\$7,721.90
12-Oct-2021	Buy	3,000	\$3.8350	\$11,505.00	\$37.61	\$3.42	124829774	\$11,542.61
19-Jul-2021	Sell	-50,000	\$3.7500	-\$187,500.00	\$583.17	\$53.02	120760001	-\$186,916.83
Sub Total					\$1,344.56	\$122.26		-\$306,560.44

TPW - TEMPLE & WEBSTER LTD FPO (ORDINARY FULLY PAID)

Date	Type	Quantity	Unit Price	Trade Value	Brokerage+GST	GST	CNote	Total Value
21-Jun-2022	Sell	-4,000	\$3.5500	-\$14,200.00	\$45.97	\$4.18	134569626	-\$14,154.03
20-Jun-2022	Sell	-3,000	\$3.3000	-\$9,900.00	\$31.90	\$2.90	134505264	-\$9,868.10
17-Jun-2022	Sell	-3,000	\$3.2300	-\$9,690.00	\$31.90	\$2.90	134462416	-\$9,658.10
17-Jun-2022	Sell	-5,000	\$3.2180	-\$16,089.79	\$51.82	\$4.71	134462679	-\$16,037.97
15-Jun-2022	Sell	-10,000	\$3.5082	-\$35,081.63	\$110.70	\$10.07	134346439	-\$34,970.93
14-Jun-2022	Sell	-10,000	\$3.3570	-\$33,570.44	\$106.01	\$9.64	134248378	-\$33,464.43
20-May-2022	Buy	5,000	\$4.4400	\$22,200.00	\$70.77	\$6.44	133538100	\$22,270.77
09-May-2022	Buy	10,000	\$4.2735	\$42,734.98	\$134.42	\$12.22	133087674	\$42,869.40
06-May-2022	Buy	5,000	\$4.3657	\$21,828.45	\$69.61	\$6.33	133001676	\$21,898.06
05-May-2022	Buy	5,000	\$4.9460	\$24,729.75	\$78.61	\$7.15	132966497	\$24,808.36
04-May-2022	Buy	3,000	\$5.0800	\$15,240.00	\$49.20	\$4.48	132906936	\$15,289.20
27-Apr-2022	Buy	2,000	\$6.2113	\$12,422.56	\$40.46	\$3.68	132659649	\$12,463.02
26-Apr-2022	Buy	5,000	\$6.0692	\$30,345.83	\$96.01	\$8.73	132554519	\$30,441.84
Sub Total					\$917.38	\$83.43		\$51,887.09

Transaction Summary

CommSec

1 JULY 2021 - 30 JUNE 2022

WBC - WESTPAC BANKING CORP FPO (ORDINARY FULLY PAID)

Date	Type	Quantity	Unit Price	Trade Value	Brokerage+GST	GST	CNote	Total Value
28-Jun-2022	Buy	1,000	\$19.6750	\$19,675.00	\$62.93	\$5.72	134801708	\$19,737.93
27-Jun-2022	Buy	2,000	\$19.9450	\$39,890.00	\$125.60	\$11.42	134764545	\$40,015.60
21-Jun-2022	Sell	-500	\$19.5000	-\$9,750.00	\$31.90	\$2.90	134560260	-\$9,718.10
15-Jun-2022	Sell	-500	\$20.1000	-\$10,050.00	\$33.10	\$3.01	134330717	-\$10,016.90
14-Jun-2022	Sell	-1,000	\$19.5566	-\$19,556.63	\$62.57	\$5.69	134240415	-\$19,494.06
10-Jun-2022	Buy	1,500	\$21.1150	\$31,672.50	\$100.13	\$9.11	134194542	\$31,772.63
26-Apr-2022	Sell	-500	\$23.9500	-\$11,975.00	\$39.08	\$3.56	132581872	-\$11,935.92
26-Apr-2022	Sell	-1,000	\$23.6238	-\$23,623.80	\$75.18	\$6.84	132540559	-\$23,548.62
19-Apr-2022	Sell	-3,000	\$24.1500	-\$72,450.00	\$226.53	\$20.60	132307387	-\$72,223.47
12-Apr-2022	Sell	-5,000	\$24.0600	-\$120,300.00	\$374.86	\$34.08	132169753	-\$119,925.14
07-Apr-2022	Sell	-5,000	\$24.0547	-\$120,273.41	\$374.77	\$34.07	132007548	-\$119,898.64
03-Feb-2022	Buy	2,000	\$21.1930	\$42,386.01	\$133.33	\$12.12	129501695	\$42,519.34
02-Feb-2022	Buy	2,000	\$20.5900	\$41,180.00	\$129.61	\$11.79	129478491	\$41,309.61
31-Dec-2021	Buy	1,000	\$21.4500	\$21,450.00	\$68.45	\$6.23	128035513	\$21,518.45
31-Dec-2021	Buy	1,000	\$21.3400	\$21,340.00	\$68.10	\$6.19	128053296	\$21,408.10
29-Dec-2021	Buy	2,000	\$21.5100	\$43,020.00	\$135.30	\$12.30	127975225	\$43,155.30
08-Dec-2021	Buy	2,000	\$21.0700	\$42,140.00	\$132.58	\$12.06	127413142	\$42,272.58
03-Dec-2021	Buy	2,000	\$20.5100	\$41,020.00	\$129.10	\$11.74	127213763	\$41,149.10
23-Nov-2021	Buy	1,000	\$21.8000	\$21,800.00	\$69.52	\$6.32	126767581	\$21,869.52
23-Nov-2021	Buy	2,000	\$21.8500	\$43,700.00	\$137.42	\$12.50	126726582	\$43,837.42
				Sub Total	\$2,510.06	\$228.25		\$23,804.73

WOW - WOOLWORTHS GROUP LTD FPO (ORDINARY FULLY PAID)

Date	Type	Quantity	Unit Price	Trade Value	Brokerage+GST	GST	CNote	Total Value
05-Apr-2022	Sell	-5,000	\$37.2568	-\$186,283.95	\$579.40	\$52.68	131892468	-\$185,704.55
30-Mar-2022	Sell	-3,000	\$37.1500	-\$111,450.00	\$347.43	\$31.59	131608497	-\$111,102.57
03-Mar-2022	Buy	500	\$34.3559	\$17,177.95	\$55.20	\$5.02	130651092	\$17,233.15
27-Jan-2022	Sell	-2,000	\$33.8031	-\$67,606.21	\$211.51	\$19.23	129197568	-\$67,394.70
27-Jan-2022	Buy	3,000	\$33.8275	\$101,482.43	\$316.53	\$28.78	129198453	\$101,798.96
27-Jan-2022	Buy	1,500	\$33.5340	\$50,301.04	\$157.88	\$14.36	129230873	\$50,458.92
20-Jan-2022	Buy	1,000	\$35.1100	\$35,110.00	\$110.78	\$10.07	128855956	\$35,220.78
20-Jan-2022	Buy	1,000	\$34.9600	\$34,960.00	\$110.32	\$10.03	128854519	\$35,070.32
20-Jan-2022	Buy	1,000	\$35.2800	\$35,280.00	\$111.31	\$10.12	128820782	\$35,391.31
20-Jan-2022	Buy	2,000	\$35.3100	\$70,620.00	\$220.86	\$20.08	128815003	\$70,840.86
				Sub Total	\$2,221.22	\$201.96		-\$18,187.52

Transaction Summary

CommSec

1 JULY 2021 - 30 JUNE 2022

The transaction summary is only able to display information available to Commonwealth Securities Limited. Certain transactions may not be displayed, including but not limited to transactions made off market such as Initial Public Offerings (IPOs) and Delivery vs Payment Settlements (DvP). Transactions regarding corporate actions or stock transfers are not included and can be found on your statements as issued by the company or the share registry. Transactions for Issuer Sponsored holdings placed outside of this account are not included in this summary. Links to some of the key share registries can be found below:

Computershare (<http://www.computershare.com/au/Pages/default.aspx>)
Link Market Services (<https://investorcentre.linkmarketservices.com.au/Login.aspx/Login>)
Boardroom Limited (<https://boardroomlimited.com.au>)
Security Transfer Registrars (<https://www.securitytransfer.com.au>)
Advanced Share Registry Services (<http://www.advancedshare.com.au/Home.aspx>)

The total brokerage outlined does not include any rebates you may have received over the financial year. Refer to your transaction statement records for this information.

This report only includes an estimate of dividends paid for holdings held with Commonwealth Securities Limited as at the ex-dividend date. For instance, any dividends paid prior to holdings being transferred to Commonwealth Securities Limited are not included.

This statement is an estimated summary document only and it is not intended to replace any document which contains information that may be required for taxation purposes. You should therefore refer to your CHESSE statements, dividend statements, confirmation contract notes and other investment or bank account statements for your records in this regard. This statement may not include information on accounts which have been closed, switched product type, transferred Holder Identification Number (HIN), or switched Participant Identification Number (PID) during the financial year.

This statement is issued by Commonwealth Securities Limited ABN 60 067 254 399 AFSL 238814, a market participant of ASX and Cboe Australia Pty Ltd (formerly Chi-X Australia Pty Limited), a clearing participant of ASX Clear Pty Limited and a settlement participant of ASX Settlement Pty Limited. Commonwealth Securities Limited is a wholly owned but non-guaranteed subsidiary of the Commonwealth Bank of Australia ABN 48 123 123 124 AFSL 234945 ("CBA"). Information contained in this statement is believed to be accurate at the time the statement is generated. CBA and its subsidiaries do not accept any liability for any errors or omissions contained in this statement, or any responsibility for any action taken in reliance on this statement. This document contains general information only and does not take into account your individual objectives, financial and taxation situations or needs. Before acting on the information, consider the appropriateness of your own objectives, needs, financial and taxation situation and, if necessary, seek appropriate independent financial and taxation advice. CBA is not a registered tax (financial) adviser under the Tax Agent Services Act 2009. If there are any errors in this statement, please contact us.

Address: Commonwealth Securities Limited, Locked Bag 22, Australia Square NSW 1215 | Phone: 13 15 19 | Website: www.commsec.com.au

If you are not satisfied with the service or advice you receive from us, you are entitled to complain. We have established procedures to ensure that all enquiries and complaints are properly dealt with. Please refer to our Financial Services Guide for more information. If an issue has not been resolved to your satisfaction, you can lodge a complaint with the Australian Financial Complaints Authority. AFCA provides fair and independent financial services complaint resolution that is free to consumers. Website: www.afca.org.au, Telephone: 1800 931 678 (free call), Email: info@afca.org.au, In writing to: Australian Financial Complaints Authority, GPO Box 3, Melbourne VIC 3001.

Interest & Estimated Dividend Summary

CommSec

1 JULY 2021 - 30 JUNE 2022

SHARES - 2993755 - HIN 80400250

G & E LOCKHART PTY LTD <LOCKHART SUPER FUND A/C>

ESTIMATED DIVIDEND SUMMARY

ADH - ADAIRS LIMITED FPO (ORDINARY FULLY PAID)

Ex-div date	Payment Date	Type	Dividend per share	Units	Est. Unfranked Amount	Est. Franked Amount	Est. Total Dividend	Est. Franking Credit
21-Mar-2022	14-Apr-2022	Interim	\$0.0800	15,000	\$0.00	\$1,200.00	\$1,200.00	\$514.29
Sub Total					\$0.00	\$1,200.00	\$1,200.00	\$514.29

AGL - AGL ENERGY LIMITED FPO (ORDINARY FULLY PAID)

Ex-div date	Payment Date	Type	Dividend per share	Units	Est. Unfranked Amount	Est. Franked Amount	Est. Total Dividend	Est. Franking Credit
25-Aug-2021	29-Sep-2021	Final	\$0.3400	45,000	\$15,300.00	\$0.00	\$15,300.00	\$0.00
Sub Total					\$15,300.00	\$0.00	\$15,300.00	\$0.00

ANZ - ANZ BANKING GRP LTD FPO (ORDINARY FULLY PAID)

Ex-div date	Payment Date	Type	Dividend per share	Units	Est. Unfranked Amount	Est. Franked Amount	Est. Total Dividend	Est. Franking Credit
08-Nov-2021	16-Dec-2021	Final	\$0.7200	500	\$0.00	\$360.00	\$360.00	\$154.29
10-May-2021	01-Jul-2021	Interim	\$0.7000	500	\$0.00	\$350.00	\$350.00	\$150.00
Sub Total					\$0.00	\$710.00	\$710.00	\$304.29

BGA - BEGA CHEESE LTD FPO (ORDINARY FULLY PAID)

Ex-div date	Payment Date	Type	Dividend per share	Units	Est. Unfranked Amount	Est. Franked Amount	Est. Total Dividend	Est. Franking Credit
01-Sep-2021	24-Sep-2021	Final	\$0.0500	5,000	\$0.00	\$250.00	\$250.00	\$107.14
Sub Total					\$0.00	\$250.00	\$250.00	\$107.14

CBA - COMMONWEALTH BANK FPO (ORDINARY FULLY PAID)

Ex-div date	Payment Date	Type	Dividend per share	Units	Est. Unfranked Amount	Est. Franked Amount	Est. Total Dividend	Est. Franking Credit
17-Aug-2021	29-Sep-2021	Final	\$2.0000	100	\$0.00	\$200.00	\$200.00	\$85.71
Sub Total					\$0.00	\$200.00	\$200.00	\$85.71

CGC - COSTA GROUP HOLDINGS FPO (ORDINARY FULLY PAID)

Ex-div date	Payment Date	Type	Dividend per share	Units	Est. Unfranked Amount	Est. Franked Amount	Est. Total Dividend	Est. Franking Credit
09-Mar-2022	07-Apr-2022	Final	\$0.0500	95,000	\$0.00	\$4,750.00	\$4,750.00	\$2,035.71
15-Sep-2021	07-Oct-2021	Interim	\$0.0400	40,000	\$0.00	\$1,600.00	\$1,600.00	\$685.71
Sub Total					\$0.00	\$6,350.00	\$6,350.00	\$2,721.42

Interest & Estimated Dividend Summary

CommSec

1 JULY 2021 - 30 JUNE 2022

COL - COLES GROUP FPO (ORDINARY FULLY PAID)

Ex-div date	Payment Date	Type	Dividend per share	Units	Est. Unfranked Amount	Est. Franked Amount	Est. Total Dividend	Est. Franking Credit
03-Mar-2022	31-Mar-2022	Interim	\$0.3300	10,000	\$0.00	\$3,300.00	\$3,300.00	\$1,414.29
26-Aug-2021	28-Sep-2021	Final	\$0.2800	5,000	\$0.00	\$1,400.00	\$1,400.00	\$600.00
Sub Total					\$0.00	\$4,700.00	\$4,700.00	\$2,014.29

EVN - EVOLUTION MINING LTD FPO (ORDINARY FULLY PAID)

Ex-div date	Payment Date	Type	Dividend per share	Units	Est. Unfranked Amount	Est. Franked Amount	Est. Total Dividend	Est. Franking Credit
28-Feb-2022	25-Mar-2022	Interim	\$0.0300	10,000	\$0.00	\$300.00	\$300.00	\$128.57
30-Aug-2021	28-Sep-2021	Final	\$0.0500	20,000	\$0.00	\$1,000.00	\$1,000.00	\$428.57
Sub Total					\$0.00	\$1,300.00	\$1,300.00	\$557.14

GWA - GWA GROUP LTD FPO (ORDINARY FULLY PAID)

Ex-div date	Payment Date	Type	Dividend per share	Units	Est. Unfranked Amount	Est. Franked Amount	Est. Total Dividend	Est. Franking Credit
07-Sep-2021	06-Oct-2021	Final	\$0.0650	15,000	\$0.00	\$975.00	\$975.00	\$417.86
Sub Total					\$0.00	\$975.00	\$975.00	\$417.86

HVN - HARVEY NORMAN FPO (ORDINARY FULLY PAID)

Ex-div date	Payment Date	Type	Dividend per share	Units	Est. Unfranked Amount	Est. Franked Amount	Est. Total Dividend	Est. Franking Credit
31-Mar-2022	02-May-2022	Interim	\$0.2000	5,000	\$0.00	\$1,000.00	\$1,000.00	\$428.57
Sub Total					\$0.00	\$1,000.00	\$1,000.00	\$428.57

IGL - IVEGROUP FPO (ORDINARY FULLY PAID)

Ex-div date	Payment Date	Type	Dividend per share	Units	Est. Unfranked Amount	Est. Franked Amount	Est. Total Dividend	Est. Franking Credit
15-Mar-2022	14-Apr-2022	Interim	\$0.0850	30,000	\$0.00	\$2,550.00	\$2,550.00	\$1,092.86
14-Sep-2021	14-Oct-2021	Final	\$0.0700	50,000	\$0.00	\$3,500.00	\$3,500.00	\$1,500.00
Sub Total					\$0.00	\$6,050.00	\$6,050.00	\$2,592.86

ING - INGHAMS GROUP FPO (ORDINARY FULLY PAID)

Ex-div date	Payment Date	Type	Dividend per share	Units	Est. Unfranked Amount	Est. Franked Amount	Est. Total Dividend	Est. Franking Credit
16-Mar-2022	07-Apr-2022	Interim	\$0.0650	10,000	\$0.00	\$650.00	\$650.00	\$278.57
Sub Total					\$0.00	\$650.00	\$650.00	\$278.57

MCP - MCPHERSON'S LTD FPO (ORDINARY FULLY PAID)

Ex-div date	Payment Date	Type	Dividend per share	Units	Est. Unfranked Amount	Est. Franked Amount	Est. Total Dividend	Est. Franking Credit
28-Feb-2022	18-Mar-2022	Interim	\$0.0300	30,000	\$0.00	\$900.00	\$900.00	\$385.71
Sub Total					\$0.00	\$900.00	\$900.00	\$385.71

Interest & Estimated Dividend Summary

CommSec

1 JULY 2021 - 30 JUNE 2022

NAB - NATIONAL AUST. BANK FPO (ORDINARY FULLY PAID)

Ex-div date	Payment Date	Type	Dividend per share	Units	Est. Unfranked Amount	Est. Franked Amount	Est. Total Dividend	Est. Franking Credit
15-Nov-2021	15-Dec-2021	Final	\$0.6700	500	\$0.00	\$335.00	\$335.00	\$143.57
13-May-2021	02-Jul-2021	Interim	\$0.6000	3,000	\$0.00	\$1,800.00	\$1,800.00	\$771.43
Sub Total					\$0.00	\$2,135.00	\$2,135.00	\$915.00

NCM - NEWCREST MINING FPO (ORDINARY FULLY PAID)

Ex-div date	Payment Date	Type	Dividend per share	Units	Est. Unfranked Amount	Est. Franked Amount	Est. Total Dividend	Est. Franking Credit
25-Feb-2022	31-Mar-2022	Interim	\$0.1044	5,000	\$0.00	\$522.14	\$522.14	\$223.77
Sub Total					\$0.00	\$522.14	\$522.14	\$223.77

SXL - STHN CROSS MEDIA FPO (ORDINARY FULLY PAID)

Ex-div date	Payment Date	Type	Dividend per share	Units	Est. Unfranked Amount	Est. Franked Amount	Est. Total Dividend	Est. Franking Credit
09-Mar-2022	07-Apr-2022	Interim	\$0.0450	125,000	\$0.00	\$5,625.00	\$5,625.00	\$2,410.71
01-Sep-2021	01-Oct-2021	Final	\$0.0500	70,000	\$0.00	\$3,500.00	\$3,500.00	\$1,500.00
Sub Total					\$0.00	\$9,125.00	\$9,125.00	\$3,910.71

TLS - TELSTRA CORPORATION. FPO (ORDINARY FULLY PAID)

Ex-div date	Payment Date	Type	Dividend per share	Units	Est. Unfranked Amount	Est. Franked Amount	Est. Total Dividend	Est. Franking Credit
02-Mar-2022	01-Apr-2022	Interim	\$0.0800	20,000	\$0.00	\$1,600.00	\$1,600.00	\$685.71
25-Aug-2021	23-Sep-2021	Final	\$0.0800	50,000	\$0.00	\$4,000.00	\$4,000.00	\$1,714.29
Sub Total					\$0.00	\$5,600.00	\$5,600.00	\$2,400.00

WBC - WESTPAC BANKING CORP FPO (ORDINARY FULLY PAID)

Ex-div date	Payment Date	Type	Dividend per share	Units	Est. Unfranked Amount	Est. Franked Amount	Est. Total Dividend	Est. Franking Credit
19-May-2022	24-Jun-2022	Interim	\$0.6100	500	\$0.00	\$305.00	\$305.00	\$130.71
Sub Total					\$0.00	\$305.00	\$305.00	\$130.71

WOW - WOOLWORTHS GROUP LTD FPO (ORDINARY FULLY PAID)

Ex-div date	Payment Date	Type	Dividend per share	Units	Est. Unfranked Amount	Est. Franked Amount	Est. Total Dividend	Est. Franking Credit
03-Mar-2022	13-Apr-2022	Interim	\$0.3900	7,500	\$0.00	\$2,925.00	\$2,925.00	\$1,253.57
Sub Total					\$0.00	\$2,925.00	\$2,925.00	\$1,253.57

TOTAL	\$15,300.00	\$44,897.14	\$60,197.14	\$19,241.61
--------------	--------------------	--------------------	--------------------	--------------------

ESTIMATED INTEREST RECEIVED

There are no transactions on this account.

TOTAL	\$0.00
--------------	---------------

Interest & Estimated Dividend Summary

CommSec

1 JULY 2021 - 30 JUNE 2022

(1) This is an estimate prepared by Commonwealth Securities Limited based upon units that you hold in accordance with our records and may not distinguish between cash dividends or dividends reinvested through any particular company's dividend reinvestment plan. Your actual entitlement will be determined by information recorded in the company's share registry at the relevant record dates. Amounts that may have been withheld for failing to provide your tax file number to your share registries are not disclosed on this report.

Dividends are estimated by CommSec based on the total registered Units held on the Record Date of the dividend. The following fields are estimated in accordance with the calculations outlined below:

- (a) Units = Total registered units of security held on the Record Date of the dividend
- (b) Est. Unfranked Amount = Units X Dividend per security X Unfranked %
- (c) Est. Franked Amount = Units X Dividend per security X Franked %
- (d) Est. Franking Credit = (Est. Franked Amount X company tax rate)/(100 - company tax rate)
- (e) Est. Total Dividend = Units x Dividend per security

(2) In order to be eligible to claim the benefit of a franking credit, you must be a 'qualified person'. You will be a qualified person if you satisfy:

One of the specific concessions in the legislation (for example, you are an individual whose total franking credit entitlement for the income year does not exceed \$5,000); and/or
The 45-day rule

The 45-day rule requires that if you are an Australian tax resident shareholder, you must have held the security 'at risk' for at least 45 consecutive days, not including date of purchase and date of sale. Where the 45 day holding requirement has not been satisfied, the 45-day rule may apply to deny the franking credits attached to the dividend received in respect of the particular security. The 45-day rule is complex. You should obtain your own taxation advice to understand how these provisions apply to you.

Please refer to the statements provided by the Share Registry for tax return purposes. These may include details of any foreign tax credits you may be entitled to and breakdown of any trust distribution you may have received.

For details of the components of your ASX listed trust distributions you will need to refer to the Annual Tax Statement issued by the trust manager.

The total brokerage outlined does not include any rebates you may have received over the financial year. Refer to your transaction statement records for this information.

This report only includes an estimate of dividends paid for holdings held with Commonwealth Securities Limited as at the ex-dividend date. For instance, any dividends paid prior to holdings being transferred to Commonwealth Securities Limited are not included.

This statement is an estimated summary document only and it is not intended to replace any document which contains information that may be required for taxation purposes. You should therefore refer to your CHESS statements, dividend statements, confirmation contract notes and other investment or bank account statements for your records in this regard. This statement may not include information on accounts which have been closed, switched product type, transferred Holder Identification Number (HIN), or switched Participant Identification Number (PID) during the financial year.

This statement is issued by Commonwealth Securities Limited ABN 60 067 254 399 AFSL 238614, a market participant of ASX and Cboe Australia Pty Ltd (formerly Chi-X Australia Pty Limited), a clearing participant of ASX Clear Pty Limited and a settlement participant of ASX Settlement Pty Limited. Commonwealth Securities Limited is a wholly owned but non-guaranteed subsidiary of the Commonwealth Bank of Australia ABN 48 123 123 124 AFSL 234945 ("CBA"). Information contained in this statement is believed to be accurate at the time the statement is generated. CBA and its subsidiaries do not accept any liability for any errors or omissions contained in this statement, or any responsibility for any action taken in reliance on this statement. This document contains general information only and does not take into account your individual objectives, financial and taxation situations or needs. Before acting on the information, consider the appropriateness of your own objectives, needs, financial and taxation situation and, if necessary, seek appropriate independent financial and taxation advice. CBA is not a registered tax (financial) adviser under the Tax Agent Services Act 2009. If there are any errors in this statement, please contact us.

Address: Commonwealth Securities Limited, Locked Bag 22, Australia Square NSW 1215 | Phone: 13 15 19 | Website: www.commsec.com.au

If you are not satisfied with the service or advice you receive from us, you are entitled to complain. We have established procedures to ensure that all enquiries and complaints are properly dealt with. Please refer to our Financial Services Guide for more information. If an issue has not been resolved to your satisfaction, you can lodge a complaint with the Australian Financial Complaints Authority. AFCA provides fair and independent financial services complaint resolution that is free to consumers. Website: www.afca.org.au, Telephone: 1800 931 678 (free call), Email: info@afca.org.au, In writing to: Australian Financial Complaints Authority, GPO Box 3, Melbourne VIC 3001.

Interest & Estimated Dividend Summary

CommSec

1 JULY 2021 - 30 JUNE 2022

GLOSSARY

Units	The number of registered securities that you own.
Unit Price	The Portfolio Valuation 'Unit Price' is calculated using a 'Reference' Price provided by the ASX which takes into account an adjustment to determine value at Close of Market if the Security does not trade in the Closing Single Price Auction on the Valuation Date.
Brokerage	The fee or charge that is paid by you when transacting a buy or sell.
Holder Identification Number (HIN)	When you are CHESS sponsored with a Broker you will be issued a unique number, called a HIN. Multiple holdings can be registered under the single HIN. A HIN starts with the letter X and usually followed by 10 numbers, e.g. X0001234567.
Dividend	A dividend is a payment made to shareholders from the company. This payment is a portion of the company's profits. ASX listed companies typically pay dividends twice a year, usually as an 'interim' dividend and a 'final dividend'. From time to time, a company may also pay a 'special' dividend.
Ex-dividend date	The ex-dividend date occurs two business days before the company's Record Date. To be entitled to a dividend a shareholder must have purchased the shares before the ex-dividend date. If you purchase shares on or after that date, the previous owner of the shares (and not you) is entitled to the dividend.
Interim dividend	A dividend paid during the year, usually accompanying a company's interim financial statements.
Final dividend	A dividend paid at the end of a company's financial year, representing a return based on the previous twelve months' financial performance and the future outlook.
Special dividend	A dividend paid by the company outside typical recurring (interim and final) dividend cycle.
Record date	The record date is the date the share registries use in determining who is entitled to a dividend or entitlement associated with a security. Those who held the security in the company and were on the register on the record date are eligible for the entitlement.
Payment date	The date on which a declared dividend is scheduled to be paid.
Unfranked dividend	Dividends which do not carry a franking credit.
Franked dividend	Franked dividends are paid to security holders out of profits on which the company has already paid tax.
Franking /Imputation Credit	A franking credit is your share of tax paid by a company on the profits from which your dividend is paid. They are also known as Imputation Credits.
Total subscription	Total subscription can include, but is not limited to market data and research subscription fees and share trade alerts.
Other fees	Other fees can include, but are not limited to: Off market transfer fees, conditional trading fees, rejection fees, early and late settlement fees, fall fees, SRN query, rebooking fees, cheque payment fee or cheque dishonour fees and the printing and posting of contract notes.
Corporate action (CA)	Any action initiated by the company or corporation, for the purpose of giving an entitlement to shareholders.

Westpac invites shareholders to participate in an off-market buyback. Find out more

NetBank CommSec ▼ **\$21.80** (-0.29%) ▼ **\$16.80** (-0.23%)

Home **Portfolio** Holdings Shares & Positions Trading Products Services Help

Portfolio Accounts Statements Profile & Security Offers & Apply CommSec One

Search CommSec

LOCKHART SUPER FUND
Australian Shares 2993755



Australian Shares 2993755

Today's Change	▼ \$535.00 (0.03%)	Market Value	\$1,878,460.00
Total Profit/Loss	▼ \$150,769.70 (7.43%)	Total Cost	\$2,029,229.70

Transactions

Transactions

As of 11:35:48 AM Sydney Time, 06 Dec 2021

From 01/07/2021 To 31/07/2021

30/07/2021	Receipt 51142716	Direct Transfer 064430 10969344 Drawer G & E LOCKHART PTY LTD ITF THE LOCKHART SUPERANNUATION FUND	-	42,184.25		27,124.41	+
29/07/2021	Contract 121208544	B 5000 EVN @ 4.230000		21,217.51	-	69,308.66	
29/07/2021	Contract 121204247	B 50000 LIT @ 0.117500		5,906.90	-	48,091.15	
28/07/2021	Contract 121164893	B 5000 EVN @ 4.200000		21,067.05	-	42,184.25	
28/07/2021	Contract 121142320	B 5000 EVN @ 4.210000		21,117.20	-	21,117.20	
28/07/2021	Receipt 51096547	Direct Transfer 064430 10969344 Drawer G & E LOCKHART PTY LTD ITF THE LOCKHART SUPERANNUATION FUND	-	9,031.90		0.00	+
27/07/2021	Receipt 51075602	Direct Transfer 064430 10969344 Drawer G & E LOCKHART PTY LTD ITF THE LOCKHART SUPERANNUATION FUND	-	16,703.56		9,031.90	+
26/07/2021	Contract 121016767	B 30000 CXO @ 0.300000		9,031.90	-	25,735.46	
26/07/2021	Receipt 51053867	Direct Transfer 064430 10969344 Drawer G & E LOCKHART PTY LTD ITF THE LOCKHART SUPERANNUATION FUND	-	5,131.90		16,703.56	+
23/07/2021	Contract 121007221	B 5000 CGC @ 3.330000		16,703.56	-	21,835.46	
22/07/2021	Contract 120930795	B 20000 CXO @ 0.255000		5,131.90	-	5,131.90	
22/07/2021	Payment 26557326	Direct Transfer - Payee G & E LOCKHART PTY LTD <LOCKHART SUPER FUND A/C>		35,350.99	-	0.00	+
21/07/2021	Payment 26547742	Direct Transfer - Payee G & E LOCKHART PTY LTD <LOCKHART SUPER FUND A/C>	186,916.83		-	-35,350.99	+
20/07/2021	Contract 120845045	S 2000 SHV @ 7.150000	-	14,253.72	-	-222,267.82	
20/07/2021	Contract 120841160	S 2000 SHV @ 7.100000	-	14,154.03	-	-208,014.10	
20/07/2021	Contract 120825664	S 887 SHV @ 6.990101	-	6,168.32	-	-193,860.07	

20/07/2021	Contract 120825408	S 113 SHV @ 7.140000		- 774.92	-187,691.75	
19/07/2021	Contract 120760001	S 50000 TLS @ 3.750000		- 186,916.83	-186,916.83	
19/07/2021	Receipt 50933283	Direct Transfer 064430 10969344 Drawer G & E LOCKHART PTY LTD ITF THE LOCKHART SUPERANNUATION FUND		- 24,196.72	0.00	+
16/07/2021	Receipt 50913454	Direct Transfer 064430 10969344 Drawer G & E LOCKHART PTY LTD ITF THE LOCKHART SUPERANNUATION FUND		- 4,531.90	24,196.72	+
15/07/2021	Contract 120650607	B 3000 AGL @ 8.040000	24,196.72	-	28,728.62	
15/07/2021	Receipt 50896292	Direct Transfer 064430 10969344 Drawer G & E LOCKHART PTY LTD ITF THE LOCKHART SUPERANNUATION FUND		- 56,508.50	4,531.90	+
14/07/2021	Contract 120609779	B 50000 RFG @ 0.090000	4,531.90	-	61,040.40	
13/07/2021	Contract 120544184	B 2000 AGL @ 8.040000	16,131.79	-	56,508.50	
13/07/2021	Contract 120536693	B 5000 AGL @ 8.050000	40,376.71	-	40,376.71	
05/07/2021	Payment 26420749	Direct Transfer - Payee G & E LOCKHART PTY LTD <LOCKHART SUPER FUND A/C>	231.08	-	0.00	+
02/07/2021	Contract 120197985	B 5000 GWA @ 2.780000	13,945.04	-	-231.08	
02/07/2021	Contract 120195871	B 10000 GWA @ 2.789850	27,986.93	-	-14,176.12	
01/07/2021	Contract 120136913	S 10000 IFL @ 4.229611		- 42,163.05	-42,163.05	

No more transactions to display. Scroll to Top

Contact Details

Important Information

Financial Services Guide

Privacy Policy

Terms and Conditions

Download the CommSec App



Our website and app are subject to our privacy policy and terms of use. For more information, please visit our website.

CommSec is a registered provider of financial services. CommSec is a member of the Australian Financial Markets Association (AFMA) and the Australian Securities and Investments Commission (ASIC). CommSec is a member of the Australian Financial Markets Association (AFMA) and the Australian Securities and Investments Commission (ASIC). CommSec is a member of the Australian Financial Markets Association (AFMA) and the Australian Securities and Investments Commission (ASIC).

Westpac invites shareholders to participate in an off-market buyback. Find out more

NetBank CommSec ▼ XAO 1,821.00 -21.80 (-0.29%) ▼ XJO 1,251.00 -16.80 (-0.23%)

Home **Portfolio** Watchlist Quotes & Research Trading Reports Settings etc.

Portfolio Accounts Statements Profile & Security Offers & Apply CommSec One

Search CommSec

 **LOCKHART SUPER FUND**
Australian Shares 2993755

Australian Shares 2993755

Today's Change	▼ \$535.00 (0.03%)	Market Value	\$1,878,460.00
Total Profit/Loss	▼ \$150,769.70 (7.43%)	Total Cost	\$2,029,229.70

Transactions

Transactions As of 11:37:33 AM Sydney Time, 06 Dec 2021

From 01/08/2021  To 31/08/2021 

Date	Description	Debit	Credit	Balance
31/08/2021	Payment 26877339 Direct Transfer - Payee G & E LOCKHART PTY LTD <LOCKHART SUPER FUND A/C>	24,615.86	-	0.00 +
27/08/2021	Contract 122591783 S 1000 SHV @ 8.290720	8,258.82	-	-24,615.86
27/08/2021	Contract 122561838 S 4000 SHV @ 8.122620	32,387.81	-	-16,357.04
26/08/2021	Contract 122510695 B 5000 CGC @ 3.195858	16,030.77	-	-16,030.77
26/08/2021	Payment 26839946 Direct Transfer - Payee G & E LOCKHART PTY LTD <LOCKHART SUPER FUND A/C>	21,392.92	-	0.00 +
25/08/2021	Contract 122412152 B 5000 AGL @ 6.880000	34,508.58	-	-21,392.92
24/08/2021	Contract 122384732 S 5000 COL @ 18.360000	91,513.49	-	-55,901.50
24/08/2021	Receipt 51574496 Direct Transfer 064430 10969344 Drawer G & E LOCKHART PTY LTD ITF THE LOCKHART SUPERANNUATION FUND	-	71,721.18	35,611.99 +
23/08/2021	Contract 122322984 B 5000 AGL @ 7.100000	35,611.99	-	-107,333.17
20/08/2021	Contract 122268807 B 5000 AGL @ 7.120000	35,712.30	-	-71,721.18
20/08/2021	Contract 122210414 B 5000 AGL @ 7.179131	36,008.88	-	-36,008.88
18/08/2021	Receipt 51451037 Direct Transfer 064430 10969344 Drawer G & E LOCKHART PTY LTD ITF THE LOCKHART SUPERANNUATION FUND	-	26,032.39	0.00 +
17/08/2021	Receipt 51425063 Direct Transfer 064430 10969344 Drawer G & E LOCKHART PTY LTD ITF THE LOCKHART SUPERANNUATION FUND	-	18,559.29	26,032.39 +
16/08/2021	Contract 121951099 B 5000 BGA @ 5.190000	26,032.39	-	-44,591.68
16/08/2021	Receipt 51397046 Direct Transfer 064430 10969344 Drawer G & E LOCKHART PTY LTD ITF THE LOCKHART	-	99,003.47	18,559.29 +

SUPERANNUATION FUND

13/08/2021	Contract 121847804	B 50000 CXO @ 0.370000	18,559.29	-	117,562.76
12/08/2021	Contract 121831960	B 25000 AMI @ 0.357500	8,969.40	-	99,003.47
12/08/2021	Contract 121831224	B 5000 AGL @ 7.200000	36,113.55	-	90,034.07
12/08/2021	Contract 121821073	B 5000 AGL @ 7.250000	36,364.32	-	53,920.52
12/08/2021	Contract 121799718	B 50000 AMI @ 0.350000	17,556.20	-	17,556.20
11/08/2021	Receipt 51322406	Direct Transfer 064430 10969344 Drawer G & E LOCKHART PTY LTD ITF THE LOCKHART SUPERANNUATION FUND	-	9,731.90	0.00 +
10/08/2021	Receipt 51298455	Direct Transfer 064430 10969344 Drawer G & E LOCKHART PTY LTD ITF THE LOCKHART SUPERANNUATION FUND	-	58,233.84	9,731.90 +
09/08/2021	Contract 121642208	B 20000 AMA @ 0.485000	9,731.90	-	67,965.74
06/08/2021	Contract 121550324	B 5000 AGL @ 7.480000	37,517.88	-	58,233.84
06/08/2021	Contract 121549664	B 5000 EVN @ 4.130000	20,715.96	-	20,715.96
04/08/2021	Receipt 51209791	Direct Transfer 064430 10969344 Drawer G & E LOCKHART PTY LTD ITF THE LOCKHART SUPERANNUATION FUND	-	14,299.61	0.00 +
02/08/2021	Contract 121330335	B 5000 AGL @ 7.520000	37,718.51	-	14,299.61
02/08/2021	Contract 121324633	B 5000 CGC @ 3.179350	15,947.98	-	-23,418.90
02/08/2021	Contract 121297976	S 5000 SHV @ 7.898250	-	39,366.88	-39,366.88
02/08/2021	Receipt 51163664	Direct Transfer 064430 10969344 Drawer G & E LOCKHART PTY LTD ITF THE LOCKHART SUPERANNUATION FUND	-	27,124.41	0.00 +

- [Contact Details](#)
- [Important Information](#)
- [Financial Services Guide](#)
- [Privacy Policy](#)
- [Terms and Conditions](#)

Download the CommSec app



CommSec is a registered provider of financial services. For more information, please visit [www.comsec.com.au](#)

This is a general information only and is not intended to be used for the purpose of providing financial advice. It is not a contract. It is not a guarantee. It is not a recommendation. It is not a solicitation. It is not a contract. It is not a guarantee. It is not a recommendation. It is not a solicitation. It is not a contract. It is not a guarantee. It is not a recommendation. It is not a solicitation.

Westpac invites shareholders to participate in an off-market buyback. Find out more

NetBank CommSec ▼ **\$16,234.40** (-21.80 (-0.29%)) ▼ **\$10,224.40** (-16.80 (-0.23%))

[Home](#) **Portfolio** [Statements](#) [Orders & Requests](#) [Trading](#) [Products](#) [CommSec](#) [Help](#)

Portfolio [Accounts](#) [Statements](#) [Profile & Security](#) [Offers & Apply](#) [CommSec One](#)

Search CommSe



LOCKHART SUPER FUND
Australian Shares 2993755



Australian Shares 2993755

Today's Change	▼ \$535.00 (0.03%)	Market Value	\$1,878,460.00
Total Profit/Loss	▼ \$150,769.70 (7.43%)	Total Cost	\$2,029,229.70

Transactions

Transactions

As of 11:39:00 AM Sydney Time, 06 Dec 2021

From To

30/09/2021	Contract 124302897	B 2000 CXO @ 0.405000	8,131.90	– 76,998.60
29/09/2021	Contract 124261132	B 5000 APA @ 8.540000	42,834.31	– 68,866.70
29/09/2021	Contract 124229402	B 5000 BGA @ 5.190000	26,032.39	– 26,032.39
27/09/2021	Receipt 52247530	Direct Transfer 064430 10969344 Drawer G & E LOCKHART PTY LTD ITF THE LOCKHART SUPERANNUATION FUND	– 50,099.64	0.00 +
24/09/2021	Receipt 52225154	Direct Transfer 064430 10969344 Drawer G & E LOCKHART PTY LTD ITF THE LOCKHART SUPERANNUATION FUND	– 16,001.40	50,099.64 +
23/09/2021	Contract 123977680	B 10000 IGL @ 1.572094	15,771.62	– 66,101.04
23/09/2021	Contract 123977515	B 2000 COL @ 17.110000	34,328.02	– 50,329.42
22/09/2021	Contract 123875218	B 5000 CGC @ 3.190000	16,001.40	– 16,001.40
22/09/2021	Receipt 52154582	Direct Transfer 064430 10969344 Drawer G & E LOCKHART PTY LTD ITF THE LOCKHART SUPERANNUATION FUND	– 26,634.25	0.00 +
21/09/2021	Receipt 52117321	Direct Transfer 064430 10969344 Drawer G & E LOCKHART PTY LTD ITF THE LOCKHART SUPERANNUATION FUND	– 57,431.36	26,634.25 +
20/09/2021	Contract 123736253	B 5000 AGL @ 5.310000	26,634.25	– 84,065.61
17/09/2021	Contract 123576305	B 5000 AGL @ 5.680000	28,489.98	– 57,431.36
17/09/2021	Contract 123561676	B 5000 AGL @ 5.770000	28,941.38	– 28,941.38
17/09/2021	Receipt 52063466	Direct Transfer 064430 10969344 Drawer G & E LOCKHART PTY LTD ITF THE LOCKHART SUPERANNUATION FUND	– 75,539.25	0.00 +

15/09/2021	Contract 123443876	B 5000 CGC @ 3.260000	16,352.47	--	75,539.25
15/09/2021	Contract 123433022	B 5000 AGL @ 5.900000	29,593.39	--	59,186.78
15/09/2021	Contract 123432650	B 5000 AGL @ 5.900000	29,593.39	--	29,593.39
15/09/2021	Receipt 52011399	Direct Transfer 064430 10969344 Drawer G & E LOCKHART PTY LTD ITF THE LOCKHART SUPERANNUATION FUND	- 60,240.04		0.00 +
14/09/2021	Receipt 51987892	Direct Transfer 064430 10969344 Drawer G & E LOCKHART PTY LTD ITF THE LOCKHART SUPERANNUATION FUND	- 30,997.74		60,240.04 +
13/09/2021	Contract 123304248	B 5000 AGL @ 6.010000	30,145.10	--	91,237.78
13/09/2021	Contract 123303899	B 5000 AGL @ 6.000000	30,094.94	--	61,092.68
10/09/2021	Contract 123225724	B 5000 AGL @ 6.180000	30,997.74	--	30,997.74
10/09/2021	Receipt 51927162	Direct Transfer 064430 10969344 Drawer G & E LOCKHART PTY LTD ITF THE LOCKHART SUPERANNUATION FUND	- 31,248.51		0.00 +
08/09/2021	Contract 123101471	B 5000 AGL @ 6.230000	31,248.51	--	31,248.51
07/09/2021	Receipt 51844125	Direct Transfer 064430 10969344 Drawer G & E LOCKHART PTY LTD ITF THE LOCKHART SUPERANNUATION FUND	- 5,384.06		0.00 +
06/09/2021	Contract 122957417	S 2000 COL @ 17.530115	- 34,949.60		5,384.06
03/09/2021	Contract 122891152	B 5000 AGL @ 6.440000	32,301.76	--	40,333.66
03/09/2021	Contract 122885388	B 20000 AMA @ 0.400000	8,031.90	--	8,031.90
03/09/2021	Receipt 51791228	Direct Transfer 064430 10969344 Drawer G & E LOCKHART PTY LTD ITF THE LOCKHART SUPERANNUATION FUND	- 32,803.32		0.00 +
01/09/2021	Contract 122775520	B 5000 AGL @ 6.540000	32,803.32	--	32,803.32

[Contact Details](#)
[Important Information](#)
[Financial Services Guide](#)
[Privacy Policy](#)
[Terms and Conditions](#)

[Download on the App Store](#)



[View details on the App Store](#)

CommSec is a financial services provider. CommSec is a member of the Australian Financial Markets Association (AFMA) and is authorised by the Australian Prudential Regulation Authority (APRA) to provide financial services. CommSec is a member of the Australian Securities and Investments Commission (ASIC) and is authorised to provide financial services. CommSec is a member of the Australian Taxation Office (ATO) and is authorised to provide financial services. CommSec is a member of the Australian Consumer and Credit Financial Services Association (ACCFA) and is authorised to provide financial services. CommSec is a member of the Australian Financial Markets Association (AFMA) and is authorised to provide financial services. CommSec is a member of the Australian Securities and Investments Commission (ASIC) and is authorised to provide financial services. CommSec is a member of the Australian Taxation Office (ATO) and is authorised to provide financial services. CommSec is a member of the Australian Consumer and Credit Financial Services Association (ACCFA) and is authorised to provide financial services.

Westpac invites shareholders to participate in an off-market buyback. Find out more

NetBank CommSec ▲ 21.80 (0.29%) ▼ 16.80 (-0.23%)

Home **Portfolio** [Investments](#) [Orders & Rescancell](#) [Trading](#) [Products](#) [Settings](#) [Help](#)

Portfolio [Accounts](#) [Statements](#) [Profile & Security](#) [Offers & Apply](#) [CommSec One](#)

Search CommSec



LOCKHART SUPER FUND
Australian Shares 2993755



Australian Shares 2993755

Today's Change	▲ \$535.00 (0.03%)	Market Value	\$1,878,460.00
Total Profit/Loss	▼ \$150,769.70 (7.43%)	Total Cost	\$2,029,229.70

Transactions

Transactions As of 11:39:58 AM Sydney Time, 06 Dec 2021

From To

29/10/2021	Receipt 52885065	Direct Transfer 064430 10969344 Drawer G & E LOCKHART PTY LTD ITF THE LOCKHART SUPERANNUATION FUND	- 131,886.76	42,071.96	+
28/10/2021	Contract 125542087	B 3000 FMG @ 13.980000	42,071.96	-	173,958.72
27/10/2021	Contract 125512894	B 5000 FMG @ 14.020000	70,319.24	-	131,886.76
27/10/2021	Contract 125493646	B 5000 APA @ 8.400000	42,132.15	-	61,567.52
27/10/2021	Contract 125486767	B 5000 FMG @ 14.275016	71,598.27	-	19,435.37
27/10/2021	Contract 125486117	B 5000 AGL @ 5.880000	29,493.09	-	52,162.90
26/10/2021	Contract 125441067	S 20000 GWA @ 2.629997	- 52,434.93	-	81,655.99
26/10/2021	Contract 125441005	S 75000 AMI @ 0.390852	- 29,221.06	-	29,221.06
26/10/2021	Payment 27341167	Direct Transfer - Payee G & E LOCKHART PTY LTD <LOCKHART SUPER FUND A/C>	14,303.76	-	0.00
25/10/2021	Payment 27330899	Direct Transfer - Payee G & E LOCKHART PTY LTD <LOCKHART SUPER FUND A/C>	28,712.79	-	14,303.76
22/10/2021	Contract 125285124	S 500 NAB @ 28.700370	- 14,303.76	-	43,016.55
22/10/2021	Contract 125284009	B 30000 CXO @ 0.590000	17,756.82	-	28,712.79
21/10/2021	Contract 125228443	S 5000 COL @ 17.785904	- 88,651.91	-	46,469.61
21/10/2021	Contract 125220972	B 5000 APA @ 8.410000	42,182.30	-	42,182.30
21/10/2021	Receipt 52742135	Direct Transfer 064430 10969344 Drawer G & E LOCKHART PTY LTD ITF THE LOCKHART SUPERANNUATION FUND	- 41,351.79	0.00	+
19/10/2021	Contract 125127078	S 20000 EVN @ 3.710000	- 73,968.04	41,351.79	
19/10/2021	Contract 125114124	B 5000 FMG @ 14.492080	72,686.96	-	115,319.83

18/10/2021	Contract 125040547	B 5000 APA @ 8.499836	42,632.87	-	42,632.87
18/10/2021	Receipt 52673862	Direct Transfer 064430 10969344 Drawer G & E LOCKHART PTY LTD ITF THE LOCKHART SUPERANNUATION FUND	-	45,784.62	0.00 +
15/10/2021	Contract 124995842	S 50000 CXO @ 0.531500	-	26,490.67	45,784.62
14/10/2021	Contract 124946003	B 5000 FMG @ 14.410000	72,275.29	-	72,275.29
14/10/2021	Receipt 52612970	Direct Transfer 064430 10969344 Drawer G & E LOCKHART PTY LTD ITF THE LOCKHART SUPERANNUATION FUND	-	96,745.55	0.00 +
12/10/2021	Contract 124836504	B 2000 FMG @ 14.760000	29,613.46	-	96,745.55
12/10/2021	Contract 124832414	B 2000 TLS @ 3.845000	7,721.90	-	67,132.09
12/10/2021	Contract 124829774	B 3000 TLS @ 3.835000	11,542.61	-	59,410.19
12/10/2021	Contract 124829241	B 3000 FMG @ 14.900000	44,840.51	-	47,867.58
12/10/2021	Contract 124803384	B 5000 APA @ 8.719579	43,735.00	-	3,027.07
12/10/2021	Contract 124796306	B 2000 FMG @ 15.145870	30,387.59	-	-40,707.93
12/10/2021	Contract 124795476	B 3000 FMG @ 15.060000	45,322.00	-	-71,095.52
11/10/2021	Contract 124771015	S 550000 LIT @ 0.112500	-	61,681.25	-116,417.52

- Contact Details
- Important Information
- Financial Services Guide
- Privacy Policy
- Terms and Conditions

Download our app on the App Store



These services are not provided into the App Store and may offer a different user experience than the desktop view.

Our website is a financial product and is subject to change without notice. The information on this website is for general information only and does not constitute an offer or recommendation. Please refer to the relevant financial product disclosure documents for more information. The information on this website is for general information only and does not constitute an offer or recommendation. Please refer to the relevant financial product disclosure documents for more information.

Westpac invites shareholders to participate in an off-market buyback. Find out more

NetBank CommSec ▼ -21.80 (-0.29%) ▼ -16.80 (-0.23%)[Home](#) **Portfolio** [Watchlist](#) [Compare Performance](#) [Trading](#) [Orders](#) [Settings](#) [Help](#)**Portfolio** [Accounts](#) [Statements](#) [Profile & Security](#) [Offers & Apply](#) [CommSec One](#)

Search CommSec

**LOCKHART SUPER FUND**
Australian Shares 2993755

Australian Shares 2993755

Today's Change	▼ \$535.00 (0.03%)	Market Value	\$1,878,460.00
Total Profit/Loss	▼ \$150,769.70 (7.43%)	Total Cost	\$2,029,229.70

Transactions

Transactions

 As of 11:41:22 AM Sydney Time, 06 Dec 2021

From 01/11/2021 To 30/11/2021

30/11/2021	Contract 127077034	B 500 CBA @ 93.820000	47,057.36	- 443,500.89
29/11/2021	Contract 127016948	S 10000 FMG @ 17.478142	- 174,237.69	-490,558.25
29/11/2021	Contract 127008186	S 100000 RFG @ 0.072000	- 7,168.10	-316,320.56
29/11/2021	Contract 126965943	S 15000 APA @ 9.552960	- 142,848.27	-309,152.46
29/11/2021	Contract 126956721	S 10000 FMG @ 16.682326	- 166,304.19	-166,304.19
25/11/2021	Receipt 53380136	Direct Transfer 064430 10969344 Drawer G & E LOCKHART PTY LTD ITF THE LOCKHART SUPERANNUATION FUND	- 58,408.84	0.00 +
24/11/2021	Contract 126795192	S 100000 RFG @ 0.073300	- 7,298.10	58,408.84
23/11/2021	Contract 126767581	B 1000 WBC @ 21.800000	21,869.52	- 65,706.94
23/11/2021	Contract 126726582	B 2000 WBC @ 21.850000	43,837.42	- 43,837.42
22/11/2021	Payment 27570737	Direct Transfer - Payee G & E LOCKHART PTY LTD <LOCKHART SUPER FUND A/C>	178,442.37	- 0.00 +
18/11/2021	Contract 126559123	S 50000 CXO @ 0.540000	- 26,914.35	-178,442.37
18/11/2021	Contract 126551904	S 10000 AGL @ 5.160000	- 51,438.10	-151,528.02
18/11/2021	Contract 126551791	S 15000 JDO @ 2.271831	- 33,969.88	-100,089.92
18/11/2021	Contract 126551620	S 5000 FMG @ 15.560088	- 77,557.33	-66,120.04
17/11/2021	Contract 126516242	B 5000 JDO @ 2.280000	11,437.29	- 11,437.29
08/11/2021	Receipt 53045070	Direct Transfer 064430 10969344 Drawer G & E LOCKHART PTY LTD ITF THE LOCKHART SUPERANNUATION FUND	- 28,590.29	0.00 +
05/11/2021	Receipt 53017919	Direct Transfer 064430 10969344 Drawer G & E LOCKHART PTY LTD ITF THE LOCKHART SUPERANNUATION FUND	- 24,076.34	28,590.29 +

04/11/2021	Contract 125842389	B 2000 FMG @ 14.250000	28,590.29	-	52,666.63
02/11/2021	Contract 125760589	B 10000 JDO @ 2.400000	24,076.34	-	24,076.34
01/11/2021	Receipt 52911129	Direct Transfer 064430 10969344 Drawer G & E LOCKHART PTY LTD ITF THE LOCKHART SUPERANNUATION FUND	-	42,071.96	0.00 +

No more transactions to display. Scroll to Top

- Contact Details
- Important Information
- Financial Services Guide
- Privacy Policy
- Terms and Conditions

Download the CommSec app



These sites are affiliated with CommSec and may offer better prices and services.

This page is generated and available to you for the benefit of information only. It is not intended to be used as a financial product recommendation. It is not intended to be used as a financial product recommendation. It is not intended to be used as a financial product recommendation. It is not intended to be used as a financial product recommendation.

Westpac invites shareholders to participate in an off-market buyback. Find out more

NetBank CommSec +3.20 (0.04%) +4.50 (0.06%)

Portfolio

Portfolio Accounts Statements Profile & Security Offers & Apply CommSec One

Search CommSec

We are currently experiencing delays with Confirmation Notes. To confirm whether your recent orders have executed, go to Trading> Manage Orders



LOCKHART SUPER FUND
Australian Shares 2993755



Australian Shares 2993755

Today's Change	▼ \$780.00 (0.04%)	Market Value	\$2,177,750.00
Total Profit/Loss	▼ \$30,936.00 (1.40%)	Total Cost	\$2,208,686.00

Transactions

Transactions As of 10:35:10 AM Sydney Time, 05 Jan 2022

From To

31/12/2021	Contract 128053296	B 1000 WBC @ 21.340000	21,408.10	-	59,940.35
31/12/2021	Contract 128035513	B 1000 WBC @ 21.450000	21,518.45	-	38,532.25
31/12/2021	Contract 128035236	B 5000 RRL @ 1.930000	9,681.90	-	17,013.80
31/12/2021	Contract 128034191	B 100000 RFG @ 0.073000	7,331.90	-	7,331.90
31/12/2021	Receipt 53865762	Direct Transfer 064430 10969344 Drawer G & E LOCKHART PTY LTD ITF THE LOCKHART SUPERANNUATION FUND	- 105,685.66		0.00 +
30/12/2021	Receipt 53855124	Direct Transfer 064430 10969344 Drawer G & E LOCKHART PTY LTD ITF THE LOCKHART SUPERANNUATION FUND	- 34,761.31		105,685.66 +
29/12/2021	Contract 127975225	B 2000 WBC @ 21.510000	43,155.30	-	140,446.97
29/12/2021	Contract 127972428	B 10000 MCP @ 0.805000	8,081.90	-	97,291.67
29/12/2021	Contract 127958512	B 20000 RRL @ 1.880000	37,718.51	-	89,209.77
29/12/2021	Contract 127938564	B 20000 MCP @ 0.833815	16,729.95	-	51,491.26
29/12/2021	Receipt 53841615	Direct Transfer 064430 10969344 Drawer G & E LOCKHART PTY LTD ITF THE LOCKHART SUPERANNUATION FUND	- 15,249.06		34,761.31 +
24/12/2021	Contract 127912926	B 5000 ING @ 3.460000	17,355.58	-	50,010.37
24/12/2021	Contract 127911980	B 5000 ING @ 3.470000	17,405.73	-	32,654.79
24/12/2021	Receipt 53826801	Direct Transfer 064430 10969344 Drawer G & E LOCKHART PTY LTD ITF THE LOCKHART SUPERANNUATION FUND	- 5,231.90		15,249.06 +
23/12/2021	Contract 127896054	B 5000 CGC @ 3.040000	15,249.06	-	20,480.96

23/12/2021	Receipt 53811679	Direct Transfer 064430 10969344 Drawer G & E LOCKHART PTY LTD ITF THE LOCKHART SUPERANNUATION FUND	-	8,903.50	5,231.90	+
22/12/2021	Contract 127835825	S 15000 IGL @ 1.680000	-	25,119.94	14,135.40	
22/12/2021	Contract 127835463	B 10000 CXO @ 0.520000	5,231.90	-	39,255.34	
22/12/2021	Receipt 53789970	Direct Transfer 064430 10969344 Drawer G & E LOCKHART PTY LTD ITF THE LOCKHART SUPERANNUATION FUND	-	18,349.02	34,023.44	+
21/12/2021	Contract 127828519	B 10000 SXL @ 1.881441	18,874.68	-	52,372.46	
21/12/2021	Contract 127817083	B 5000 CGC @ 3.020000	15,148.76	-	33,497.78	
21/12/2021	Contract 127805466	S 10000 APA @ 9.975924	-	99,448.06	18,349.02	
21/12/2021	Receipt 53767829	Direct Transfer 064430 10969344 Drawer G & E LOCKHART PTY LTD ITF THE LOCKHART SUPERANNUATION FUND	-	1,141.67	117,797.08	+
20/12/2021	Contract 127784189	B 10000 SXL @ 1.887551	18,935.97	-	118,938.75	
20/12/2021	Contract 127778181	B 10000 SXL @ 1.895000	19,010.69	-	100,002.78	
20/12/2021	Contract 127766685	B 10000 CGC @ 3.009794	30,193.19	-	80,992.09	
20/12/2021	Contract 127756760	B 5000 BOQ @ 7.960000	39,925.33	-	50,798.90	
20/12/2021	Contract 127750822	B 5000 SXL @ 1.940000	9,731.90	-	10,873.57	
17/12/2021	Contract 127727714	B 5000 SXL @ 1.976890	9,916.35	-	1,141.67	
17/12/2021	Payment 27761739	Direct Transfer - Payee G & E LOCKHART PTY LTD <LOCKHART SUPER FUND A/C>	96,994.49	-	-8,774.68	+
16/12/2021	Contract 127683013	S 5000 IGL @ 1.761315	-	8,774.68	-105,769.17	
16/12/2021	Payment 27754350	Direct Transfer - Payee G & E LOCKHART PTY LTD <LOCKHART SUPER FUND A/C>	25,120.88	-	-96,994.49	+
15/12/2021	Contract 127630804	S 5000 APA @ 9.760000	-	48,646.78	-122,115.37	
15/12/2021	Contract 127618223	S 5000 APA @ 9.700000	-	48,347.71	-73,468.59	
14/12/2021	Contract 127573847	S 10000 IGL @ 1.811087	-	18,052.78	-25,120.88	
14/12/2021	Contract 127557500	S 100000 RFG @ 0.071000	-	7,068.10	-7,068.10	
13/12/2021	Payment 27728777	Direct Transfer - Payee G & E LOCKHART PTY LTD <LOCKHART SUPER FUND A/C>	38,717.08	-	0.00	+
09/12/2021	Contract 127451058	S 10000 TLS @ 4.050000	-	40,372.51	-38,717.08	
09/12/2021	Contract 127436163	S 5000 FMG @ 17.880000	-	89,120.93	1,655.43	
09/12/2021	Receipt 53624428	Direct Transfer 064430 10969344 Drawer G & E LOCKHART PTY LTD ITF THE LOCKHART SUPERANNUATION FUND	-	70,020.21	90,776.36	+
08/12/2021	Contract 127416989	B 10000 CGC @ 2.820000	28,289.37	-	160,796.57	
08/12/2021	Contract 127413142	B 2000 WBC @ 21.070000	42,272.58	-	132,507.20	
08/12/2021	Contract 127398664	B 5000 TLS @ 4.030000	20,214.41	-	90,234.62	
07/12/2021	Contract 127351773	B 3000 NCM @ 23.267297	70,020.21	-	70,020.21	
07/12/2021	Receipt 53577671	Direct Transfer 064430 10969344 Drawer G & E LOCKHART PTY LTD ITF THE LOCKHART SUPERANNUATION FUND	-	17,225.44	0.00	+
06/12/2021	Contract 127310032	S 50000 CXO @ 0.480000	-	23,923.66	17,225.44	

03/12/2021	Contract 127213763	B 2000 WBC @ 20.510000	41,149.10	-	41,149.10
03/12/2021	Receipt 53526038	Direct Transfer 064430 10969344 Drawer G & E LOCKHART PTY LTD ITF THE LOCKHART SUPERANNUATION FUND	-	20,811.35	0.00 +
01/12/2021	Contract 127147579	B 5000 BOQ @ 7.640000	38,320.37	-	20,811.35
01/12/2021	Contract 127113939	S 600 CBA @ 93.090000	-	55,678.91	-17,509.02
01/12/2021	Contract 127096919	B 5000 BOQ @ 7.610000	38,169.89	-	38,169.89
01/12/2021	Payment 27647037	Direct Transfer - Payee G & E LOCKHART PTY LTD <LOCKHART SUPER FUND A/C>	443,500.89	-	0.00 +

No more transactions to display. Scroll to Top

- Contact Details
- Important Information
- Financial Services Guide
- Privacy Policy
- Terms and Conditions

Available on the App Store



These apps are not affiliated with CommSec and may contain different content, features and/or security.

This site is a trading platform for the National Financial Markets Authority (NFMA) regulated CommSec. It is not a financial product. It is not a financial service. It is not a financial product. It is not a financial service. It is not a financial product. It is not a financial service.

NetBank CommSec

YAO 7 418.90 +44.30 (0.60%) XJO 7 120.70 +42.20 (0.60%)

Home **Portfolio** Watchlists Quotes & Research Trading Products Settings Help

Portfolio Accounts Statements Profile & Security Offers & Apply CommSec One

Search CommSec



LOCKHART SUPER FUND
Australian Shares 2993755



Australian Shares 2993755

Today's Change	▲ \$28,280.00 (1.28%)	Market Value	\$2,241,085.00
Total Profit/Loss	▼ \$67,463.20 (2.92%)	Total Cost	\$2,308,548.20

Transactions

Transactions As of 11:28:38 AM Sydney Time, 06 Feb 2022

From 01/01/2022 To 31/01/2022

31/01/2022	Contract 129348014	B 3000 SHV @ 5.446817	16,393.06	-	-26,013.78	
31/01/2022	Payment 28046268	Direct Transfer - Payee G & E LOCKHART PTY LTD <LOCKHART SUPER FUND A/C>	45,775.95	-	-42,406.84	+
28/01/2022	Contract 129281254	B 1000 NCM @ 21.550000	21,618.75	-	-88,182.79	
28/01/2022	Contract 129274807	S 2000 NCM @ 21.270330	-	42,406.84	-109,801.54	
28/01/2022	Payment 28031971	Direct Transfer - Payee G & E LOCKHART PTY LTD <LOCKHART SUPER FUND A/C>	501,232.91	-	-67,394.70	+
27/01/2022	Contract 129255785	B 5000 HVN @ 4.670000	23,424.33	-	-568,627.61	
27/01/2022	Contract 129249972	B 5000 IGL @ 1.609724	8,080.52	-	-592,051.94	
27/01/2022	Contract 129230873	B 1500 WOW @ 33.534027	50,458.92	-	-600,132.46	
27/01/2022	Contract 129198804	B 5000 HVN @ 4.760000	23,875.73	-	-650,591.38	
27/01/2022	Contract 129198453	B 3000 WOW @ 33.827477	101,798.96	-	-674,467.11	
27/01/2022	Contract 129197568	S 2000 WOW @ 33.803105	-	67,394.70	-776,266.07	
27/01/2022	Contract 129192494	B 5000 COL @ 15.940010	79,949.05	-	-708,871.37	
27/01/2022	Contract 129178641	B 5000 HVN @ 4.779453	23,973.29	-	-788,820.42	
27/01/2022	Contract 129168713	B 10000 HVN @ 4.810000	48,251.06	-	-812,793.71	
25/01/2022	Contract 129097723	S 10000 TLS @ 3.945000	-	39,325.76	-861,044.77	
25/01/2022	Contract 129084108	S 20000 AGL @ 6.941235	-	138,392.42	-821,719.01	
25/01/2022	Contract 129077385	S 10000 AGL @ 6.895000	-	68,734.32	-683,326.59	
25/01/2022	Contract 129076877	S 25000 RRL @ 1.760000	-	43,861.66	-614,592.27	
25/01/2022	Contract 129076108	S 10000 TLS @ 3.970000	-	39,574.99	-570,730.61	
25/01/2022	Contract 129075110	S 10000 AGL @ 6.849859	-	68,284.31	-531,155.62	
25/01/2022	Contract 129074591	S 20000 AGL @ 6.830106	-	136,176.73	-462,871.31	
25/01/2022	Contract 129064540	S 10000 TLS @ 3.990000	-	39,774.37	-326,694.58	

25/01/2022	Contract 129057916	S 500 FMG @ 20.379460		- 10,156.20	-286,920.21
25/01/2022	Contract 129055616	S 20000 AGL @ 6.909102		- 137,751.75	-276,764.01
25/01/2022	Contract 129050778	S 20000 AGL @ 6.972324		- 139,012.26	-139,012.26
25/01/2022	Receipt 54245042	Direct Transfer 064430 10969344 Drawer G & E LOCKHART PTY LTD ITF THE LOCKHART SUPERANNUATION FUND		- 12,111.49	0.00 +
24/01/2022	Contract 129045009	S 1000 FMG @ 20.510000		- 20,444.47	12,111.49
24/01/2022	Receipt 54211020	Direct Transfer 064430 10969344 Drawer G & E LOCKHART PTY LTD ITF THE LOCKHART SUPERANNUATION FUND		- 225,757.36	32,555.96 +
21/01/2022	Contract 128873354	B 2000 COL @ 16.226705	32,555.96	-	258,313.32
20/01/2022	Contract 128860657	B 3000 COL @ 16.360000	49,234.09	-	225,757.36
20/01/2022	Contract 128855956	B 1000 WOW @ 35.110000	35,220.78	-	176,523.27
20/01/2022	Contract 128854519	B 1000 WOW @ 34.960000	35,070.32	-	141,302.49
20/01/2022	Contract 128820782	B 1000 WOW @ 35.280000	35,391.31	-	106,232.17
20/01/2022	Contract 128815003	B 2000 WOW @ 35.310000	70,840.86	-	70,840.86
20/01/2022	Payment 27966639	Direct Transfer - Payee G & E LOCKHART PTY LTD <LOCKHART SUPER FUND A/C>	11,092.45	-	0.00 +
19/01/2022	Contract 128779318	B 1000 SHV @ 5.629950	5,661.85	-	-11,092.45
19/01/2022	Contract 128750539	B 1000 SHV @ 5.660000	5,691.90	-	-16,754.30
19/01/2022	Contract 128748028	B 5000 SHV @ 5.670000	28,439.83	-	-22,446.20
18/01/2022	Contract 128704220	S 4000 MFG @ 19.902960		- 79,363.10	-50,886.03
18/01/2022	Contract 128697433	B 1000 MFG @ 20.040000	20,104.07	-	28,477.07
18/01/2022	Contract 128690220	B 1000 MFG @ 20.190720	20,255.26	-	8,373.00
18/01/2022	Contract 128685902	B 1000 MFG @ 20.340000	20,405.00	-	-11,882.26
18/01/2022	Contract 128677838	B 1000 MFG @ 20.580000	20,645.74	-	-32,287.26
17/01/2022	Contract 128653804	S 3000 FMG @ 20.770000		- 62,114.90	-52,933.00
17/01/2022	Receipt 54078448	Direct Transfer 064430 10969344 Drawer G & E LOCKHART PTY LTD ITF THE LOCKHART SUPERANNUATION FUND		- 29,186.99	9,181.90 +
14/01/2022	Contract 128572350	B 5000 SXL @ 1.830000	9,181.90	-	38,368.89
14/01/2022	Receipt 54058445	Direct Transfer 064430 10969344 Drawer G & E LOCKHART PTY LTD ITF THE LOCKHART SUPERANNUATION FUND		- 1,575.68	29,186.99 +
13/01/2022	Contract 128499740	B 10000 CGC @ 2.909485	29,186.99	-	30,762.67
12/01/2022	Contract 128447949	B 5000 SXL @ 1.841271	9,238.26	-	1,575.68
12/01/2022	Contract 128418340	B 5000 SXL @ 1.847680	9,270.30	-	-7,662.58
12/01/2022	Contract 128417164	B 5000 IGL @ 1.750000	8,781.90	-	-16,932.88
11/01/2022	Contract 128387368	B 10000 CXO @ 0.685000	6,881.90	-	-25,714.78
11/01/2022	Contract 128358195	S 10000 ING @ 3.270000		- 32,596.68	-32,596.68
10/01/2022	Payment 27882325	Direct Transfer - Payee G & E LOCKHART PTY LTD <LOCKHART SUPER FUND A/C>	14,360.36	-	0.00 +
06/01/2022	Contract 128208005	B 50000 RFG @ 0.071000	3,581.90	-	-14,360.36

06/01/2022	Contract 128199252	S 30000 CXO @ 0.600000	- 17,942.26	-17,942.26
05/01/2022	Receipt 53898663	Direct Transfer 064430 10969344 Drawer G & E LOCKHART PTY LTD ITF THE LOCKHART SUPERANNUATION FUND	- 59,940.35	0.00 +

No more transactions to display. Scroll to Top

- Contact Details
- Important Information
- Financial Services Guide
- Privacy Policy
- Terms and Conditions

Download the CommSec app.



These sites are not affiliated with CommSec and may offer a different privacy policy and level of security.

This plan is the lead end available to assist the benefit of Australia's residents. To find out more, see what Lawler AGM in 2017, 2018 and APRIL 2019. CommSec is a wholly owned, not-for-profit subsidiary of the Commonwealth Bank of Australia ABN 40 123 123 123. All rights reserved and all services are provided in Australia with limited liability.

NetBank CommSec

ASX 0.00 (0.00%) USD 0.00 (0.00%)

Home **Portfolio** Watchlists Quotes & Research Trading Products Settings Help

Portfolio Accounts Statements Profile & Security Offers & Apply CommSec One

Search CommSec

 **LOCKHART SUPER FUND**
Australian Shares 2993755

Australian Shares 2993755

Today's Change		Market Value	\$2,150,310.00
Total Profit/Loss	 \$119,216.00 (5.25%)	Total Cost	\$2,269,526.00

Transactions

Transactions As of 9:33:06 AM Sydney Time, 03 Mar 2022

From  To 

28/02/2022	Contract 130496290	B 1000 ANZ @ 25.830000	25,912.02	-	-218,200.95
28/02/2022	Contract 130486815	B 1500 ANZ @ 26.050000	39,198.07	-	-244,112.97
25/02/2022	Contract 130444050	S 20000 RRL @ 1.895067	-	37,781.89	-283,311.04
25/02/2022	Contract 130443836	S 10000 NST @ 10.050000	-	100,186.52	-245,529.15
25/02/2022	Contract 130436787	S 8000 NCM @ 24.957841	-	199,041.86	-145,342.63
25/02/2022	Contract 130436344	B 3000 NCM @ 24.980190	75,174.82	-	53,699.23
25/02/2022	Contract 130424168	B 5000 SHV @ 5.576770	27,972.24	-	-21,475.59
25/02/2022	Contract 130423622	S 5000 NST @ 10.229236	-	50,985.69	-49,447.83
24/02/2022	Contract 130340866	S 20000 CXO @ 0.760000	-	15,150.94	1,537.86
24/02/2022	Contract 130319500	B 30000 AMA @ 0.332500	10,006.90	-	16,688.80
23/02/2022	Contract 130289374	B 20000 AMA @ 0.332500	6,681.90	-	6,681.90
22/02/2022	Payment 28211996	Direct Transfer - Payee G & E LOCKHART PTY LTD <LOCKHART SUPER FUND A/C>	100,557.53	-	0.00 +
21/02/2022	Contract 130155417	B 10000 AMA @ 0.348500	3,516.90	-	-100,557.53
21/02/2022	Payment 28201129	Direct Transfer - Payee G & E LOCKHART PTY LTD <LOCKHART SUPER FUND A/C>	18,441.78	-	-104,074.43 +
18/02/2022	Contract 130082004	S 20000 HVN @ 5.220000	-	104,074.43	-122,516.21
17/02/2022	Contract 130058034	S 10000 IGL @ 1.850108	-	18,441.78	-18,441.78
17/02/2022	Payment 28182843	Direct Transfer - Payee G & E LOCKHART PTY LTD <LOCKHART SUPER FUND A/C>	3,347.31	-	0.00 +
16/02/2022	Contract 129996535	B 20000 AMA @ 0.375000	7,531.90	-	-3,347.31
15/02/2022	Contract 129949182	S 500 FMG @ 21.830000	-	10,879.21	-10,879.21
14/02/2022	Receipt 54583384	Direct Transfer 064430 10969344 Drawer G & E LOCKHART PTY LTD ITF THE LOCKHART SUPERANNUATION FUND	-	138,400.12	0.00 +

10/02/2022	Contract 129781414	B 5000 NST @ 8.650000	43,386.02	-	138,400.12
10/02/2022	Contract 129779343	B 5000 NST @ 8.670000	43,486.33	-	95,014.10
10/02/2022	Contract 129778080	B 5000 NST @ 8.679856	43,535.76	-	51,527.77
10/02/2022	Contract 129775621	B 20000 AMA @ 0.398006	7,992.01	-	7,992.01
10/02/2022	Receipt 54546544	Direct Transfer 064430 10969344 Drawer G & E LOCKHART PTY LTD ITF THE LOCKHART SUPERANNUATION FUND	-	15,091.87	0.00 +
09/02/2022	Receipt 54526897	Direct Transfer 064430 10969344 Drawer G & E LOCKHART PTY LTD ITF THE LOCKHART SUPERANNUATION FUND	-	64,204.26	15,091.87 +
08/02/2022	Contract 129678205	B 5000 CGC @ 3.008658	15,091.87	-	79,296.13
07/02/2022	Contract 129621497	B 5000 EVN @ 3.630000	18,208.22	-	64,204.26
07/02/2022	Contract 129621333	B 5000 EVN @ 3.630000	18,208.22	-	45,996.04
07/02/2022	Contract 129620405	B 5000 SHV @ 5.540000	27,787.82	-	27,787.82
07/02/2022	Receipt 54488965	Direct Transfer 064430 10969344 Drawer G & E LOCKHART PTY LTD ITF THE LOCKHART SUPERANNUATION FUND	-	147,306.52	0.00 +
04/02/2022	Receipt 54466358	Direct Transfer 064430 10969344 Drawer G & E LOCKHART PTY LTD ITF THE LOCKHART SUPERANNUATION FUND	-	145,737.17	147,306.52 +
03/02/2022	Contract 129525337	B 500 ANZ @ 26.890000	13,488.63	-	293,043.69
03/02/2022	Contract 129501695	B 2000 WBC @ 21.193005	42,519.34	-	279,555.06
03/02/2022	Contract 129500754	B 1000 NCM @ 22.415580	22,487.02	-	237,035.72
03/02/2022	Contract 129500569	B 1000 NAB @ 28.020000	28,108.81	-	214,548.70
03/02/2022	Contract 129500349	B 1500 ANZ @ 27.050000	40,702.72	-	186,439.89
03/02/2022	Receipt 54445674	Direct Transfer 064430 10969344 Drawer G & E LOCKHART PTY LTD ITF THE LOCKHART SUPERANNUATION FUND	-	72,327.39	145,737.17 +
02/02/2022	Contract 129478491	B 2000 WBC @ 20.590000	41,309.61	-	218,064.56
02/02/2022	Contract 129474666	B 50000 AMA @ 0.419903	21,062.17	-	176,754.95
02/02/2022	Contract 129452244	B 10000 RRL @ 1.800000	18,057.74	-	155,692.78
02/02/2022	Contract 129449154	B 5000 ADH @ 3.120000	15,650.31	-	137,635.04
02/02/2022	Contract 129446679	B 10000 RRL @ 1.780000	17,857.13	-	121,984.73
02/02/2022	Contract 129439829	B 10000 ADH @ 3.170000	31,800.21	-	104,127.60
01/02/2022	Contract 129418523	B 2000 NCM @ 22.150000	44,439.27	-	72,327.39
01/02/2022	Contract 129407269	B 5000 SHV @ 5.560000	27,888.12	-	27,888.12
01/02/2022	Payment 28058199	Direct Transfer - Payee G & E LOCKHART PTY LTD <LOCKHART SUPER FUND A/C>	26,013.78	-	0.00 +

No more transactions to display. Scroll to Top

NetBank CommSec

▲ XAO 7,832.60 +13.70 (0.18%) ▲ XJO 7,525.50 +11.80 (0.16%)

Logout



Home

Portfolio

Watchlists

Quotes & Research

Trading

Products

Settings

Help

Portfolio Accounts Statements Profile & Security Offers & Apply CommSec One

Search CommSec

LOCKHART SUPER FUND
Australian Shares 2993755

Australian Shares 2993755

Linked to settlement account 064-430 1096 9344

Today's Change	▼ \$2,590.00 (0.12%)	Market Value	\$2,143,430.00
Total Profit/Loss	▼ \$56,419.80 (2.56%)	Total Cost	\$2,199,849.80

Holdings Transactions

Transactions

As of 2:44:23 PM Sydney Time, 05 Apr 2022

From 01/03/2022 To 31/03/2022

DATE	REFERENCE	DETAILS	DEBIT \$	CREDIT \$	BALANCE \$
31/03/2022	Contract 131690536	B 50000 RFG @ 0.069000	3,481.90	-	-196,618.63
31/03/2022	Contract 131690076	B 5000 CXO @ 1.390000	6,981.90	-	-200,100.53
30/03/2022	Contract 131639480	B 30000 CVN @ 0.330000	9,931.90	-	-207,082.43
30/03/2022	Contract 131625719	S 500 NAB @ 32.390000	-	16,142.85	-217,014.33
30/03/2022	Contract 131608497	S 3000 WOW @ 37.150000	-	111,102.57	-200,871.48
30/03/2022	Contract 131606496	S 5000 COL @ 18.010000	-	89,768.91	-89,768.91
30/03/2022	Receipt 55205577	Direct Transfer 064430 10969344 Drawer G & E LOCKHART PTY LTD ITF THE LOCKHART SUPERANNUATION FUND	-	3,481.90	0.00 +
29/03/2022	Receipt 55189100	Direct Transfer 064430 10969344 Drawer G & E LOCKHART PTY LTD ITF THE LOCKHART SUPERANNUATION FUND	-	6,931.90	3,481.90 +
28/03/2022	Contract 131519271	B 50000 RFG @ 0.069000	3,481.90	-	10,413.80
28/03/2022	Receipt 55171918	Direct Transfer 064430 10969344 Drawer G & E LOCKHART PTY LTD ITF THE LOCKHART SUPERANNUATION FUND	-	3,481.90	6,931.90 +
25/03/2022	Contract 131472779	B 20000 CVN @ 0.345000	6,931.90	-	10,413.80
25/03/2022	Receipt 55155122	Direct Transfer 064430 10969344 Drawer G & E LOCKHART PTY LTD ITF THE LOCKHART SUPERANNUATION FUND	-	25,179.64	3,481.90 +
24/03/2022	Contract 131438696	B 50000 RFG @ 0.069000	3,481.90	-	28,661.54
24/03/2022	Receipt 55138974	Direct Transfer 064430 10969344 Drawer G & E LOCKHART PTY LTD ITF THE LOCKHART SUPERANNUATION FUND	-	34,761.30	25,179.64 +
23/03/2022	Contract 131373495	B 5000 SHV @ 5.019978	25,179.64	-	59,940.94
23/03/2022	Receipt 55121303	Direct Transfer 064430 10969344 Drawer G & E LOCKHART PTY LTD ITF THE LOCKHART	-	15,349.38	34,761.30 +

		SUPERANNUATION FUND		
22/03/2022	Contract 131338493	B 5000 TLS @ 3.890000	19,512.24	- 50,110.68
22/03/2022	Contract 131324134	B 5000 ING @ 3.040000	15,249.06	- 30,598.44
21/03/2022	Contract 131249482	B 5000 ING @ 3.060000	15,349.38	- 15,349.38
21/03/2022	Receipt 55089790	Direct Transfer 064430 10969344 Drawer G & E LOCKHART PTY LTD ITF THE LOCKHART SUPERANNUATION FUND	- 27,587.20	0.00 +
17/03/2022	Contract 131191844	B 5000 KGN @ 5.500000	27,587.20	- 27,587.20
16/03/2022	Receipt 55036557	Direct Transfer 064430 10969344 Drawer G & E LOCKHART PTY LTD ITF THE LOCKHART SUPERANNUATION FUND	- 27,940.28	0.00 +
14/03/2022	Contract 131029584	B 20000 AMA @ 0.310000	6,231.90	- 27,940.28
14/03/2022	Contract 131029218	B 10000 BFG @ 1.230449	12,344.58	- 21,708.38
14/03/2022	Contract 131029104	B 10000 AMA @ 0.310000	3,131.90	- 9,363.80
14/03/2022	Contract 131001672	B 20000 AMA @ 0.310000	6,231.90	- 6,231.90
14/03/2022	Payment 28369232	Direct Transfer - Payee G & E LOCKHART PTY LTD <LOCKHART SUPER FUND A/C>	22,594.09	- 0.00 +
10/03/2022	Contract 130947397	S 10000 EVN @ 4.420350	- 44,064.52	-22,594.09
10/03/2022	Receipt 54966184	Direct Transfer 064430 10969344 Drawer G & E LOCKHART PTY LTD ITF THE LOCKHART SUPERANNUATION FUND	- 40,320.13	21,470.43 +
09/03/2022	Contract 130881253	B 10000 CXO @ 0.960000	9,631.90	- 61,790.56

The information on this screen is subject to the correction of any errors or omissions. If you believe any of the information is inaccurate, please contact us.

Contact Details

Important Information

Financial Services Guide

Privacy Policy

Terms and Conditions

Download the CommSec App



These sites are not affiliated with CommSec and may offer a different privacy policy and level of security.

This site is directed and available to and for the benefit of Australian residents only. Commonwealth Securities Limited ABN 60 067 254 399 AFSL 238814 ("CommSec") is a wholly owned, but non-guaranteed, subsidiary of the Commonwealth Bank of Australia ABN 48 123 123 124 AFSL 234945 and both entities are incorporated in Australia with limited liability.

CommSec Scheduled Maintenance. From 8:30am to 12:30pm Saturday 7th May 2022 (Sydney time), our CommSec and CommSecIRESS trading and investing platforms will not be available. We apologise for any inconvenience this may cause.

NetBank CommSec XAO 7,458.00 -181.20 (-2.37%) XJO 7,197.10 -157.60 (-2.28%) Logout

CommSec Home **Portfolio** Watchlists Quotes & Research Trading Products Settings Help

Portfolio Accounts Statements Profile & Security Offers & Apply CommSec One

Search CommSec

LOCKHART SUPER FUND
Australian Shares 2993755

Australian Shares 2993755

Linked to settlement account 064-430 1096 9344

Today's Change	▼ \$36,702.50 (3.01%)	Market Value	\$1,182,607.50
Total Profit/Loss	▼ \$257,491.25 (17.88%)	Total Cost	\$1,440,098.75

Holdings Transactions

Transactions As of 2:07:07 PM Sydney Time, 06 May 2022

From 01/04/2022 To 30/04/2022

DATE	REFERENCE	DETAILS	DEBIT \$	CREDIT \$	BALANCE \$
29/04/2022	Contract 132743559	B 50000 AMA @ 0.270000	13,543.79	-	13,543.79
29/04/2022	Payment 28710753	Direct Transfer - Payee G & E LOCKHART PTY LTD <LOCKHART SUPER FUND A/C>	161,891.06	-	0.00 +
28/04/2022	Payment 28699862	Direct Transfer - Payee G & E LOCKHART PTY LTD <LOCKHART SUPER FUND A/C>	94,551.80	-	-161,891.06 +
27/04/2022	Contract 132660583	B 30000 AMA @ 0.285000	8,581.90	-	-256,442.86
27/04/2022	Contract 132659649	B 2000 TPW @ 6.211280	12,463.02	-	-265,024.76
27/04/2022	Contract 132644998	S 10000 CGC @ 3.240266	-	32,300.27	-277,487.78
27/04/2022	Contract 132608241	S 5000 KGN @ 4.809118	-	23,969.10	-245,187.51
27/04/2022	Contract 132608008	S 10000 IGL @ 1.960796	-	19,545.22	-221,218.41
27/04/2022	Contract 132606742	S 5000 HVN @ 5.060000	-	25,219.62	-201,673.19
27/04/2022	Contract 132604521	S 15000 CXO @ 1.270000	-	18,989.00	-176,453.57
27/04/2022	Contract 132604217	S 15000 ADH @ 2.800000	-	41,867.85	-157,464.57
27/04/2022	Payment 28691820	Direct Transfer - Payee G & E LOCKHART PTY LTD <LOCKHART SUPER FUND A/C>	326,352.56	-	-115,596.72 +
26/04/2022	Contract 132581872	S 500 WBC @ 23.950000	-	11,935.92	-441,949.28
26/04/2022	Contract 132554519	B 5000 TPW @ 6.069166	30,441.84	-	-430,013.36
26/04/2022	Contract 132540559	S 1000 WBC @ 23.623800	-	23,548.62	-460,455.20
26/04/2022	Contract 132535499	S 10000 KGN @ 4.735459	-	47,205.84	-436,906.58
26/04/2022	Contract 132532287	S 10000 CGC @ 3.301061	-	32,906.34	-389,700.74
26/04/2022	Payment 28682678	Direct Transfer - Payee G & E LOCKHART PTY LTD <LOCKHART SUPER FUND A/C>	6,015.86	-	-356,794.40 +

22/04/2022	Contract 132509748	S 20000 CGC @ 3.340031	-	66,591.62	-362,810.26
22/04/2022	Contract 132509648	S 10000 SHV @ 6.249204	-	62,296.38	-296,218.64
22/04/2022	Contract 132504355	B 20000 AMA @ 0.300000	→	6,031.90	-233,922.26
22/04/2022	Contract 132503921	B 5000 ADH @ 2.890000	→	14,496.74	-239,954.16
22/04/2022	Contract 132503676	S 20000 CGC @ 3.350138	-	66,793.11	-254,450.90
22/04/2022	Contract 132496207	B 50000 AMA @ 0.302500	→	15,173.83	-187,657.79
22/04/2022	Contract 132486382	S 10000 SHV @ 6.365000	-	63,450.74	-202,831.62
22/04/2022	Contract 132475662	S 25000 CGC @ 3.380806	-	84,256.19	-139,380.88
22/04/2022	Contract 132474488	S 10000 CXO @ 1.345000	-	13,406.36	-55,124.69
21/04/2022	Contract 132458867	S 30000 CXO @ 1.395000	-	41,718.33	-41,718.33
21/04/2022	Payment 28658805	Direct Transfer - Payee G & E LOCKHART PTY LTD <LOCKHART SUPER FUND A/C>		102,480.48	0.00 +
19/04/2022	Contract 132307387	S 3000 WBC @ 24.150000	-	72,223.47	-102,480.48
19/04/2022	Contract 132303784	S 500 NAB @ 33.000000	-	16,446.90	-30,257.01
19/04/2022	Contract 132298361	S 500 ANZ @ 27.710000	-	13,810.11	-13,810.11
14/04/2022	Payment 28626512	Direct Transfer - Payee G & E LOCKHART PTY LTD <LOCKHART SUPER FUND A/C>		135,218.86	0.00 +
13/04/2022	Contract 132230411	B 10000 CXO @ 1.330000		13,343.18	-135,218.86
13/04/2022	Contract 132229636	B 5000 KGN @ 5.150000		25,831.77	-148,562.04
12/04/2022	Contract 132169888	S 2000 ANZ @ 27.320000	-	54,468.67	-174,393.81
12/04/2022	Contract 132169753	S 5000 WBC @ 24.060000	-	119,925.14	-119,925.14
12/04/2022	Payment 28605765	Direct Transfer - Payee G & E LOCKHART PTY LTD <LOCKHART SUPER FUND A/C>		77,314.51	0.00 +
11/04/2022	Contract 132133655	B 10000 AX1 @ 1.557500		15,625.23	-77,314.51
11/04/2022	Contract 132121269	B 5000 ADH @ 2.930000		14,697.36	-92,939.74
11/04/2022	Contract 132099766	B 10000 AX1 @ 1.569489		15,745.49	-107,637.10
11/04/2022	Payment 28597393	Direct Transfer - Payee G & E LOCKHART PTY LTD <LOCKHART SUPER FUND A/C>		275,999.53	-123,382.59 +
08/04/2022	Contract 132079986	B 50000 AMA @ 0.305000	→	15,299.22	-399,382.12
08/04/2022	Contract 132050493	B 15000 CXO @ 1.350000	→	20,314.72	-414,681.34
08/04/2022	Contract 132049544	S 3000 ANZ @ 27.306507	-	81,663.63	-434,996.06
08/04/2022	Contract 132046195	S 5000 BOQ @ 8.370127	-	41,718.96	-353,332.43
07/04/2022	Contract 132007548	S 5000 WBC @ 24.054682	-	119,898.64	-311,613.47
07/04/2022	Contract 132006627	S 4000 ANZ @ 27.050108	-	107,863.08	-191,714.83
07/04/2022	Contract 131990824	S 10000 BOQ @ 8.411443	-	83,851.75	-83,851.75
07/04/2022	Payment 28576875	Direct Transfer - Payee G & E LOCKHART PTY LTD <LOCKHART SUPER FUND A/C>		259,211.45	0.00 +
05/04/2022	Contract 131911043	B 50000 CVN @ 0.330000		16,553.10	-259,211.45
05/04/2022	Contract 131892468	S 5000 WOW @ 37.256790	-	185,704.55	-275,764.55
05/04/2022	Contract 131892118	S 5000 COL @ 18.150161	-	90,467.55	-90,060.00
04/04/2022	Contract 131824352	B 50000 RFG @ 0.069000		3,481.90	407.55
04/04/2022	Contract 131821947	B 50000 AMA @ 0.329196		16,512.79	-3,074.35

6015.86

04/04/2022	Contract 131784827	S 5000 TLS @ 3.930000	-	19,587.14	-19,587.14
01/04/2022	Payment 28526572	Direct Transfer - Payee G & E LOCKHART PTY LTD <LOCKHART SUPER FUND A/C>	196,618.63	-	0.00 +

No more transactions to display. Scroll to Top

The information on this screen is subject to the correction of any errors or omissions. If you believe any of the information is inaccurate, please contact us.

Contact Details

Important Information [🔗](#)

Financial Services Guide [🔗](#)

Privacy Policy [🔗](#)

Terms and Conditions [🔗](#)

Download the CommSec App



These sites are not affiliated with CommSec and may offer a different privacy policy and level of security.

This site is directed and available to and for the benefit of Australian residents only. Commonwealth Securities Limited ABN 60 067 254 399 AFSL 238814 ("CommSec") is a wholly owned, but non-guaranteed, subsidiary of the Commonwealth Bank of Australia ABN 48 123 123 124 AFSL 234945 and both entities are incorporated in Australia with limited liability.

NetBank CommSec

TAD 7,472.10

RAG 7,238.80

Logout

[Home](#) **Portfolio** [My Holdings](#) [Quotes & Research](#) [Trading](#) [Products](#) [Settings](#) [Help](#)
[Portfolio](#) **Accounts** [Statements](#) [Profile & Security](#) [Offers & Apply](#) [CommSec One](#)

LOCKHART SUPER FUND
 Australian Shares 2993755


Australian Shares 2993755

Linked to settlement account 064-430 1096 9344

Today's Change	▲ \$8,075.00 (0.45%)	Market Value	\$1,785,300.00
Total Profit/Loss	▼ \$377,836.30 (17.47%)	Total Cost	\$2,163,136.30

[Holdings](#) **Transactions**

Transactions

As of 10:08:09 AM Sydney Time, 04 Jun 2022

 From To

DATE	REFERENCE	DETAILS	DEBIT \$	CREDIT \$	BALANCE \$
31/05/2022	Contract 133819164	B 50000 AMA @ 0.212500	10,659.88	-	10,659.88
30/05/2022	Receipt 56013657	Direct Transfer 064430 10969344 Drawer G & E LOCKHART PTY LTD ITF THE LOCKHART SUPERANNUATION FUND	-	11,188.80	0.00 +
26/05/2022	Contract 133698547	B 25000 AMA @ 0.220000	5,531.90	-	11,188.80
26/05/2022	Contract 133680284	B 25000 AMA @ 0.225000	5,656.90	-	5,656.90
24/05/2022	Receipt 55948362	Direct Transfer 064430 10969344 Drawer G & E LOCKHART PTY LTD ITF THE LOCKHART SUPERANNUATION FUND	-	111,110.35	0.00 +
23/05/2022	Receipt 55928723	Direct Transfer 064430 10969344 Drawer G & E LOCKHART PTY LTD ITF THE LOCKHART SUPERANNUATION FUND	-	32,159.88	111,110.35 +
20/05/2022	Contract 133538100	B 5000 TPW @ 4.440000	22,270.77	-	143,270.23
20/05/2022	Contract 133529297	B 10000 MCP @ 0.836982	8,401.72	-	120,999.46
20/05/2022	Contract 133519887	B 10000 ABC @ 2.809807	28,187.12	-	112,597.74
20/05/2022	Contract 133519535	B 10000 ADH @ 2.398538	24,061.68	-	84,410.62
20/05/2022	Contract 133513599	B 10000 ABC @ 2.810000	28,189.06	-	60,348.94
19/05/2022	Contract 133505523	B 5000 ADH @ 2.430000	12,189.61	-	32,159.88
19/05/2022	Contract 133495462	B 50000 AMA @ 0.235000	11,788.37	-	19,970.27
19/05/2022	Contract 133478376	B 10000 MCP @ 0.815000	8,181.90	-	8,181.90
18/05/2022	Receipt 55884453	Direct Transfer 064430 10969344 Drawer G & E LOCKHART PTY LTD ITF THE LOCKHART SUPERANNUATION FUND	-	15,225.76	0.00 +
17/05/2022	Receipt 55868649	Direct Transfer 064430 10969344 Drawer G & E LOCKHART PTY LTD ITF THE LOCKHART SUPERANNUATION FUND	-	57,316.04	15,225.76 +

16/05/2022	Contract 133373977	B 6000 ADH @ 2.529460	15,225.76	-	72,541.80
16/05/2022	Receipt 55848319	Direct Transfer 064430 10969344 Drawer G & E LOCKHART PTY LTD ITF THE LOCKHART SUPERANNUATION FUND	-	32,821.35	57,316.04 +
13/05/2022	Contract 133319520	B 5000 BOQ @ 7.420000	37,216.96	-	90,137.39
13/05/2022	Contract 133292748	B 15000 AX1 @ 1.335668	20,099.08	-	52,920.43
13/05/2022	Receipt 55829152	Direct Transfer 064430 10969344 Drawer G & E LOCKHART PTY LTD ITF THE LOCKHART SUPERANNUATION FUND	-	88,577.61	32,821.35 +
12/05/2022	Contract 133268128	B 1000 ANZ @ 25.209360	25,289.45	-	121,398.96
12/05/2022	Contract 133267952	B 30000 AMA @ 0.250000	7,531.90	-	96,109.51
12/05/2022	Receipt 55804594	Direct Transfer 064430 10969344 Drawer G & E LOCKHART PTY LTD ITF THE LOCKHART SUPERANNUATION FUND	-	201,924.54	88,577.61 +
11/05/2022	Contract 133214514	B 5000 BOQ @ 7.480000	37,517.88	-	290,502.15
11/05/2022	Contract 133213724	B 2000 ANZ @ 25.450000	51,059.73	-	252,984.27
11/05/2022	Receipt 55777813	Direct Transfer 064430 10969344 Drawer G & E LOCKHART PTY LTD ITF THE LOCKHART SUPERANNUATION FUND	-	185,399.78	201,924.54 +
10/05/2022	Contract 133164644	B 2000 ANZ @ 25.570000	51,300.47	-	387,324.32
10/05/2022	Contract 133161997	B 1000 ANZ @ 25.600000	25,681.30	-	336,023.85
10/05/2022	Contract 133142206	B 1500 ANZ @ 25.490000	38,355.48	-	310,342.55
10/05/2022	Contract 133134129	B 10000 CGC @ 2.940000	29,493.09	-	271,987.07
10/05/2022	Contract 133131622	B 5000 CGC @ 2.940000	14,747.51	-	242,493.98
10/05/2022	Contract 133131593	B 5000 BOQ @ 7.460000	37,417.57	-	227,746.47
10/05/2022	Contract 133129837	B 20000 AMA @ 0.244861	4,929.12	-	190,328.90
10/05/2022	Receipt 55750509	Direct Transfer 064430 10969344 Drawer G & E LOCKHART PTY LTD ITF THE LOCKHART SUPERANNUATION FUND	-	26,936.42	185,399.78 +
09/05/2022	Contract 133087807	B 5000 BOQ @ 7.580000	38,019.43	-	212,336.20
09/05/2022	Contract 133087674	B 10000 TPW @ 4.273498	42,869.40	-	174,316.77
09/05/2022	Contract 133084686	B 5000 CGC @ 2.990000	14,998.29	-	131,447.37
09/05/2022	Contract 133079638	B 5000 BOQ @ 7.580000	38,019.43	-	116,449.08
09/05/2022	Contract 133076299	B 5000 BOQ @ 7.566043	37,949.44	-	78,429.65
09/05/2022	Contract 133075308	B 5000 ING @ 2.700000	13,543.79	-	40,480.21
09/05/2022	Contract 133038024	S 6000 ADH @ 2.550000	-	15,250.62	26,936.42
09/05/2022	Receipt 55731280	Direct Transfer 064430 10969344 Drawer G & E LOCKHART PTY LTD ITF THE LOCKHART SUPERANNUATION FUND	-	54,067.84	42,187.04 +
06/05/2022	Contract 133002217	B 5000 ING @ 2.750000	13,794.58	-	96,254.88
06/05/2022	Contract 133001676	B 5000 TPW @ 4.365690	21,898.06	-	82,460.30
06/05/2022	Contract 132987443	B 5000 AX1 @ 1.292500	6,494.40	-	60,562.24
06/05/2022	Receipt 55712748	Direct Transfer 064430 10969344 Drawer G & E LOCKHART PTY LTD ITF THE LOCKHART SUPERANNUATION FUND	-	43,069.11	54,067.84 +

SUPERANNUATION FUND

05/05/2022	Contract 132966497	B 5000 TPW @ 4.945950	24,808.36	-	97,136.95
05/05/2022	Contract 132949827	B 10000 CGC @ 2.916712	29,259.48	-	72,328.59
05/05/2022	Receipt 55694374	Direct Transfer 064430 10969344 Drawer G & E LOCKHART PTY LTD ITF THE LOCKHART SUPERANNUATION FUND	-	57,462.04	43,069.11 +
04/05/2022	Contract 132906936	B 3000 TPW @ 5.080000	15,289.20	-	100,531.15
04/05/2022	Contract 132906432	B 10000 ING @ 2.769212	27,779.91	-	85,241.95
04/05/2022	Receipt 55672947	Direct Transfer 064430 10969344 Drawer G & E LOCKHART PTY LTD ITF THE LOCKHART SUPERANNUATION FUND	-	100,722.91	57,462.04 +
03/05/2022	Contract 132840530	B 10000 ING @ 2.890000	28,991.53	-	158,184.95
03/05/2022	Contract 132826890	B 10000 ING @ 2.838058	28,470.51	-	129,193.42
03/05/2022	Receipt 55655859	Direct Transfer 064430 10969344 Drawer G & E LOCKHART PTY LTD ITF THE LOCKHART SUPERANNUATION FUND	-	13,543.79	100,722.91 +
02/05/2022	Contract 132793522	B 50000 RFG @ 0.067000	3,381.90	-	114,266.70
02/05/2022	Contract 132780853	B 10000 AX1 @ 1.407500	14,120.58	-	110,884.80
02/05/2022	Contract 132767997	B 20000 AX1 @ 1.427872	28,647.90	-	96,764.22
02/05/2022	Contract 132765723	B 10000 ING @ 3.040000	30,496.19	-	68,116.32
02/05/2022	Contract 132763155	B 100000 CVN @ 0.240000	24,076.34	-	37,620.13

No more transactions to display. Scroll to Top

The information on this screen is subject to the correction of any errors or omissions. If you believe any of the information is inaccurate, please contact us.

Download the CommSec App



For details on our services visit CommSec and they offer a range of services, advice and information.

The data is provided for information only and is not intended to constitute an offer or recommendation. CommSec Wealth Securities Group (NSD) is a member of the CommSec Group. CommSec Wealth Securities Group is a member of the CommSec Group. CommSec Wealth Securities Group is a member of the CommSec Group. CommSec Wealth Securities Group is a member of the CommSec Group.

NetBank CommSec

XAG 6,877.00

XIO 2,675.00

Logout

Home **Portfolio** Watchlists Orders & Execution Trade Awards Settings

Portfolio Accounts Statements Profile & Security Offers & Apply CommSec One



LOCKHART SUPER FUND
Australian Shares 2993755



Australian Shares 2993755

Linked to settlement account 064-430 1096 9344

Today's Change	▼ \$30.00 (0.00%)	Market Value	\$1,335,685.00
Total Profit/Loss	▼ \$398,742.40 (22.99%)	Total Cost	\$1,734,427.40

Holdings **Transactions**

Transactions As of 11:02:52 AM Sydney Time, 10 Jul 2022

From 01/06/2022 To 30/06/2022

DATE	REFERENCE	DETAILS	DEBIT \$	CREDIT \$	BALANCE \$	
30/06/2022	Receipt 56403746	Direct Transfer 064430 10969344 Drawer G & E LOCKHART PTY LTD ITF THE LOCKHART SUPERANNUATION FUND	-	19,737.93	0.00	+
29/06/2022	Receipt 56387969	Direct Transfer 064430 10969344 Drawer G & E LOCKHART PTY LTD ITF THE LOCKHART SUPERANNUATION FUND	-	177,321.87	19,737.93	+
28/06/2022	Contract 134801708	B 1000 WBC @ 19.675000	19,737.93	-	197,059.80	
28/06/2022	Contract 134793600	S 5000 SHV @ 5.162916	-	25,732.60	177,321.87	
27/06/2022	Contract 134764545	B 2000 WBC @ 19.945000	40,015.60	-	203,054.47	
27/06/2022	Contract 134758739	B 3000 BOQ @ 6.900000	20,766.11	-	163,038.87	
27/06/2022	Contract 134753532	B 3000 ANZ @ 22.437023	67,521.67	-	142,272.76	
27/06/2022	Contract 134737549	B 5000 IGL @ 1.754300	8,803.40	-	74,751.09	
27/06/2022	Contract 134733574	B 20000 NEC @ 1.905000	38,220.06	-	65,947.69	
27/06/2022	Contract 134732680	B 1000 NAB @ 27.640000	27,727.63	-	27,727.63	
27/06/2022	Receipt 56358732	Direct Transfer 064430 10969344 Drawer G & E LOCKHART PTY LTD ITF THE LOCKHART SUPERANNUATION FUND	-	5,221.90	0.00	+
23/06/2022	Contract 134660319	B 3000 IGL @ 1.730000	5,221.90	-	5,221.90	
23/06/2022	Payment 29024174	Direct Transfer - Payee G & E LOCKHART PTY LTD <LOCKHART SUPER FUND A/C>	34,711.46	-	0.00	+
22/06/2022	Payment 29015370	Direct Transfer - Payee G & E LOCKHART PTY LTD <LOCKHART SUPER FUND A/C>	48,012.67	-	-34,711.46	+
21/06/2022	Contract 134569626	S 4000 TPW @ 3.550000	-	14,154.03	-82,724.13	
21/06/2022	Contract 134560260	S 500 WBC @ 19.500000	-	9,718.10	-68,570.10	
21/06/2022	Contract 134549137	S 500 ANZ @ 21.750000	-	10,839.33	-58,852.00	
		Direct Transfer - Payee G & E LOCKHART				+

21/06/2022	Payment 29006807	PTY LTD <LOCKHART SUPER FUND A/C>	74,787.89	-	-48,012.67
20/06/2022	Contract 134534510	S 3000 IGL @ 1.455000		-	4,333.10 -122,800.56
20/06/2022	Contract 134514957	S 3000 BOQ @ 6.540000		-	19,557.23 -118,467.46
20/06/2022	Contract 134514339	S 20000 MCP @ 0.715026		-	14,254.24 -98,910.23
20/06/2022	Contract 134505264	S 3000 TPW @ 3.300000		-	9,868.10 -84,655.99
17/06/2022	Contract 134487927	B 10000 ING @ 2.620000	26,283.16	-	-74,787.89
17/06/2022	Contract 134462951	S 5000 BOQ @ 6.431940		-	32,058.06 -101,071.05
17/06/2022	Contract 134462679	S 5000 TPW @ 3.217958		-	16,037.97 -69,012.99
17/06/2022	Contract 134462416	S 3000 TPW @ 3.230000		-	9,658.10 -52,975.02
17/06/2022	Contract 134461407	S 1500 ANZ @ 21.270350		-	31,804.68 -43,316.92
17/06/2022	Contract 134461192	S 10000 AX1 @ 1.155000		-	11,512.24 -11,512.24
17/06/2022	Payment 28990183	Direct Transfer - Payee G & E LOCKHART PTY LTD <LOCKHART SUPER FUND A/C>	183,674.78	-	0.00 +
16/06/2022	Payment 28976325	Direct Transfer - Payee G & E LOCKHART PTY LTD <LOCKHART SUPER FUND A/C>	399,237.47	-	-183,674.78 +

The information on this screen is subject to the correction of any errors or omissions. If you believe any of the information is inaccurate, please contact us.

Download the CommSec App



These sites are not affiliated with CommSec, and may offer a different service, price and level of service.

This information is not available and is the property of its provider. Any information displayed on this screen is for informational purposes only. CommSec is not responsible for any loss or damage caused by the use of this information. Bank of Australia is not responsible for any loss or damage caused by the use of this information.

NetBank CommSec

XAO 0.00 0.00 (0.00%) XJO 0.00 0.00 (0.00%)

Home Portfolio Watchlists Quotes & Research Trading Products Settings Help

Shares Conditional Orders Options International IPOs CommSec IRESS

Search CommSec

Confirmations

COMM SEC



Receive confirmation notes via email, it's a faster and cheaper way to be notified.

Account: 2993755 - G & E LOCKHART PTY LTD <LOCKHART SUPER FUI >

Order Type: Buy Sell

Confirmation Number:

From: 01/07/2021 To: 31/07/2021

Code:

Clear

Search

For the Period: 01 Jul 2021 to 31 Jul 2021

Aug 2021

We hope you have benefited from your free access, which expires on 31 August.

Find out more

Launch now

Confirmation Summary

As at Tue 03 Aug 2021 8:42 AM (Sydney time)

No. Buy Confirmations	No. Sell Confirmations	Total Confirmations	Value Buy Confirmations(\$)	Value Sell Confirmations(\$)	Total Value(\$)	Total Brokerage (\$)	Total GST on Brokerage (\$)
13	6	19	227,345.11	264,430.87	491,775.98	1,606.84	149.48

Download CSV

19 results found

Display: 10

Confirmation Number	Order Number	Trade Date	Buy/Sell	Security	Units	Average Price (\$)	Brokerage (inc GST)	Net Proceeds (\$)	Settlement Date	Confirmation Status	Download Confirmation
121208544	N150155139	29/07/2021	B	EVN	5,000	4.230	65.56	21,217.51	2/08/2021	Confirmed	Download
121204247	N150153421	29/07/2021	B	LIT	50,000	0.118	29.95	5,906.90	2/08/2021	Confirmed	Download
121164893	N150100238	28/07/2021	B	EVN	5,000	4.200	65.10	21,067.05	30/07/2021	Confirmed	Download
121142320	N150071890	28/07/2021	B	EVN	5,000	4.210	65.25	21,117.20	30/07/2021	Confirmed	Download
121016767	N149919104	26/07/2021	B	CXO	30,000	0.300	29.95	9,031.90	28/07/2021	Confirmed	Download
121007221	N149862009	23/07/2021	B	CGC	5,000	3.330	51.61	16,703.56	27/07/2021	Confirmed	Download
120930795	N149795047	22/07/2021	B	CXO	20,000	0.255	29.95	5,131.90	26/07/2021	Confirmed	Download
120845045	N149674205	20/07/2021	S	SHV	2,000	7.150	44.33	14,253.72	22/07/2021	Confirmed	Download
120841160	N149672738	20/07/2021	S	SHV	2,000	7.100	44.02	14,154.03	22/07/2021	Confirmed	Download
120825664	N149653076	20/07/2021	S	SHV	887	6.990	29.95	6,168.32	22/07/2021	Confirmed	Download
120825408	N149628438	20/07/2021	S	SHV	113	7.140	29.95	774.92	22/07/2021	Confirmed	Download
120760001	N149555341	19/07/2021	S	TLS	50,000	3.750	581.22	186,916.83	21/07/2021	Confirmed	Download
120650607	N149300542	15/07/2021	B	AGL	3,000	8.040	74.77	24,196.72	19/07/2021	Confirmed	Download
120609779	N149376083	14/07/2021	B	RFG	50,000	0.090	29.95	4,531.90	16/07/2021	Confirmed	Download
120544184	N149286585	13/07/2021	B	AGL	2,000	8.040	49.84	16,131.79	15/07/2021	Confirmed	Download
120536693	N149277458	13/07/2021	B	AGL	5,000	8.050	124.76	40,376.71	15/07/2021	Confirmed	Download
120197985	N148809794	2/07/2021	B	GWA	5,000	2.780	43.09	13,945.04	6/07/2021	Confirmed	Download
120195871	N148807813	2/07/2021	B	GWA	10,000	2.790	86.48	27,986.93	6/07/2021	Confirmed	Download
120136913	N148728002	1/07/2021	S	IFL	10,000	4.230	131.11	42,163.05	5/07/2021	Confirmed	Download

Download CSV

19 results found

Display: 10

Disclaimer

Hide

If you believe any of the information displayed is inaccurate, please contact us.

The information contained here does not replace original paper and electronic based Confirmation Contract Notes. This information is for your information only.

Original paper and electronic Confirmation Contract Notes should be kept as your primary records.

CBA invites shareholders to participate in off-market buyback. Find out more.

NetBank CommSec

ASX 200 +25.10 (0.32%) ASX 200 +20.70 (0.28%)

Home Reports Watchlist Alerts & Notifications Trading

Shares Conditional Orders Options International IPOs CommSec IRESS

Search CommSec

Confirmations

Receive confirmation notes via email, it's a faster and cheaper way to be notified.

Account: 2993755 - G & E LOCKHART PTY LTD <LOCKHART SUPER FUI >

Order Type: Buy
 Sell

Confirmation Number:

From: 01/08/2021 To: 31/08/2021

Code:

Clear

For the Period: 01 Aug 2021 to 31 Aug 2021

Sep 2021

You have **6** Brokerage view

6 more trade(s) to go for free access in Sep

8 trades

2 Sep

6 Sep

FSG

Find out more

Confirmation Summary

As at Fri 03 Sep 2021 11:00 AM (Sydney time)

No. Buy Confirmations	No. Sell Confirmations	Total Confirmations	Value Buy Confirmations(\$)	Value Sell Confirmations(\$)	Total Value(\$)	Total Brokerage (\$)	Total GST on Brokerage (\$)
16	4	20	423,099.90	171,527.00	594,626.90	1,847.15	171.52

Download CSV 20 results found

Display: 20 All 1 2 >

Confirmation Number	Order Number	Trade Date	Buy/Sell	Security	Units	Average Price (\$)	Brokerage (inc GST)	Net Proceeds (\$)	Settlement Date	Confirmation Status	Download Confirmation
122591783	N151975399	27/08/2021	S	SHV	1,000	8.291	29.95	8,258.82	31/08/2021	Confirmed	Download
122561838	N151936545	27/08/2021	S	SHV	4,000	8.123	100.72	32,387.81	31/08/2021	Confirmed	Download
122510695	N151870038	26/08/2021	B	CGC	5,000	3.196	49.53	16,030.77	30/08/2021	Confirmed	Download
122412152	N151741470	25/08/2021	B	AGL	5,000	6.880	106.63	34,508.58	27/08/2021	Confirmed	Download
122384732	N151697995	24/08/2021	S	COL	5,000	18.360	284.56	91,513.49	26/08/2021	Confirmed	Download
122322984	N151618742	23/08/2021	B	AGL	5,000	7.100	110.04	35,611.99	25/08/2021	Confirmed	Download
122268807	N151523700	20/08/2021	B	AGL	5,000	7.120	110.35	35,712.30	24/08/2021	Confirmed	Download
122210414	N151475983	20/08/2021	B	AGL	5,000	7.179	111.27	36,008.88	24/08/2021	Confirmed	Download
121951099	N151141141	16/08/2021	B	BGA	5,000	5.190	80.44	26,032.39	18/08/2021	Confirmed	Download
121847804	N150972066	13/08/2021	B	CXO	50,000	0.370	57.34	18,559.29	17/08/2021	Confirmed	Download

Download CSV 20 results found

Display: 20 All 1 2 >

Disclaimer

Show

WOW invites shareholders to participate in an off-market buyback. Find out more.

NetBank CommSec

WOW -143.10 (-1.88%) WOW -146.70 (-2.00%)

Shares Conditional Orders Options International IPOs CommSec IRESS

Trading

Search CommSec

Confirmations

Confirmations

Receive confirmation notes via email, it's a faster and cheaper way to be notified.

Account: 2993755 - G & E LOCKHART PTY LTD <LOCKHART SUPER FUI

Order Type: Buy Sell

Confirmation Number:

From: 01/09/2021 To 30/09/2021

Code:

Clear

Search

For the Period: 01 Sep 2021 to 30 Sep 2021

Oct 2021

You have Brokerage view

5 more trade(s)
to go for free access in Oct

8 trades

3 Oct

5 Oct

FSG

Find out more

Confirmation Summary

As at Sat 02 Oct 2021 11:26 AM (Sydney time)

No. Buy Confirmations	No. Sell Confirmations	Total Confirmations	Value Buy Confirmations(\$)	Value Sell Confirmations(\$)	Total Value(\$)	Total Brokerage (\$)	Total GST on Brokerage (\$)
19	1	20	498,327.77	34,949.60	533,277.37	1,658.46	154.35

Download CSV

20 results found

Display: 10 20

Confirmation Number	Order Number	Trade Date	Buy/Sell	Security	Units	Average Price (\$)	Brokerage (inc GST.)	Net Proceeds (\$)	Settlement Date	Confirmation Status	Download Confirmation
124302897	N154151597	30/09/2021	B	CXO	20,000	0.405	29.95	8,131.90	4/10/2021	Confirmed	Download
124229402	N154046852	29/09/2021	B	BGA	5,000	5.190	80.44	26,032.39	1/10/2021	Confirmed	Download
124261132	N154057490	29/09/2021	B	APA	5,000	8.540	132.36	42,834.31	1/10/2021	Confirmed	Download
123977680	N153722701	23/09/2021	B	IGL	10,000	1.572	48.73	15,771.62	27/09/2021	Confirmed	Download
123977515	N153722469	23/09/2021	B	COL	2,000	17.110	106.07	34,328.02	27/09/2021	Confirmed	Download
123875218	N153544221	22/09/2021	B	CGC	5,000	3.190	49.45	16,001.40	24/09/2021	Confirmed	Download
123736253	N153422854	20/09/2021	B	AGL	5,000	5.310	82.30	26,634.25	22/09/2021	Confirmed	Download
123576305	N153280481	17/09/2021	B	AGL	5,000	5.680	88.03	28,489.98	21/09/2021	Confirmed	Download
123561676	N153263685	17/09/2021	B	AGL	5,000	5.770	89.43	28,941.38	21/09/2021	Confirmed	Download
123443876	N153107468	15/09/2021	B	CGC	5,000	3.260	50.52	16,352.47	17/09/2021	Confirmed	Download
123433022	N153094047	15/09/2021	B	AGL	5,000	5.900	91.44	29,593.39	17/09/2021	Confirmed	Download
123432650	N153093458	15/09/2021	B	AGL	5,000	5.900	91.44	29,593.39	17/09/2021	Confirmed	Download
123304248	N152922503	13/09/2021	B	AGL	5,000	6.010	93.15	30,145.10	15/09/2021	Confirmed	Download
123303899	N152922086	13/09/2021	B	AGL	5,000	6.000	92.99	30,094.94	15/09/2021	Confirmed	Download
123225724	N152815651	10/09/2021	B	AGL	5,000	6.180	95.79	30,997.74	14/09/2021	Confirmed	Download
123101471	N152656550	8/09/2021	B	AGL	5,000	6.230	96.56	31,248.51	10/09/2021	Confirmed	Download
122957417	N152445249	6/09/2021	S	COL	2,000	17.530	108.68	34,949.60	8/09/2021	Confirmed	Download
122891152	N152376250	3/09/2021	B	AGL	5,000	6.440	99.81	32,301.76	7/09/2021	Confirmed	Download
122885388	N152367645	3/09/2021	B	AMA	20,000	0.400	29.95	8,031.90	7/09/2021	Confirmed	Download
122775520	N152218488	1/09/2021	B	AGL	5,000	6.540	101.37	32,803.32	3/09/2021	Confirmed	Download

Download CSV

20 results found

Display: 10 20

NetBank CommSec

XSO FIVE HD -33.60 (-0.44%) XIO THREE IR -36.70 (-0.50%)

Home Portfolio My Stocks Business Requests **Trading** My Order Comments Help

Shares Conditional Orders Options International IPOs CommSec IRESS

Search CommSec

Confirmations



Confirmations

Receive confirmation notes via email, it's a faster and cheaper way to be notified.

Account: 2993755 - G & E LOCKHART PTY LTD <LOCKHART SUPER FUI

Order Type: Buy
 Sell

Confirmation Number:

From: 01/10/2021 To: 31/10/2021

Code:

Clear

Search

For the Period: 01 Oct 2021 to 31 Oct 2021

Nov 2021

You have Brokerage view

8 more trade(s)

to go for free access in NOV

8 trades

0 Nov

8 Nov

FSG Nov

Find out more

Confirmation Summary

As at Tue 02 Nov 2021 11:46 AM (Sydney time)

No. Buy Confirmations	No. Sell Confirmations	Total Confirmations	Value Buy Confirmations(\$)	Value Sell Confirmations(\$)	Total Value(\$)	Total Brokerage (\$)	Total GST on Brokerage (\$)
22	8	30	821,581.75	401,487.89	1,223,069.64	3,809.40	351.71

Download CSV

30 results found

Display: 10 20

Confirmation Number	Order Number	Trade Date	Buy/Sell	Security	Units	Average Price (\$)	Brokerage (inc GST.)	Net Proceeds (\$)	Settlement Date	Confirmation Status	Download Confirmation
125542087	N155779497	28/10/2021	B	FMG	3,000	13.980	130.01	42,071.96	1/11/2021	Confirmed	Download
125493646	N155719461	27/10/2021	B	APA	5,000	8.400	130.20	42,132.15	29/10/2021	Confirmed	Download
125486767	N155711245	27/10/2021	B	FMG	5,000	14.275	221.24	71,598.27	29/10/2021	Confirmed	Download
125486117	N155710505	27/10/2021	B	AGL	5,000	5.880	91.14	29,493.09	29/10/2021	Confirmed	Download
125512894	N155743072	27/10/2021	B	FMG	5,000	14.020	217.29	70,319.24	29/10/2021	Confirmed	Download
125441067	N155651661	26/10/2021	S	GWA	20,000	2.630	163.05	52,434.93	28/10/2021	Confirmed	Download
125441005	N155651555	26/10/2021	S	AMI	75,000	0.391	90.87	29,221.06	28/10/2021	Confirmed	Download
125285124	N155439410	22/10/2021	S	NAB	500	28.700	44.48	14,303.76	26/10/2021	Confirmed	Download
125284009	N155450412	22/10/2021	B	CXO	30,000	0.590	54.87	17,756.82	26/10/2021	Confirmed	Download
125228443	N155377614	21/10/2021	S	COL	5,000	17.786	275.66	88,651.91	25/10/2021	Confirmed	Download
125220972	N155372125	21/10/2021	B	APA	5,000	8.410	130.35	42,182.30	25/10/2021	Confirmed	Download
125127078	N155244829	19/10/2021	S	EVN	20,000	3.710	230.01	73,968.04	21/10/2021	Confirmed	Download
125114124	N155227817	19/10/2021	B	FMG	5,000	14.492	224.61	72,686.96	21/10/2021	Confirmed	Download
125040547	N155112937	18/10/2021	B	APA	5,000	8.500	131.74	42,632.87	20/10/2021	Confirmed	Download
124995842	N155069158	15/10/2021	S	CXO	50,000	0.532	82.38	26,490.67	19/10/2021	Confirmed	Download
124946003	N154981419	14/10/2021	B	FMG	5,000	14.410	223.34	72,275.29	18/10/2021	Confirmed	Download
124832414	N154847624	12/10/2021	B	TLS	2,000	3.845	29.95	7,721.90	14/10/2021	Confirmed	Download
124829774	N154844931	12/10/2021	B	TLS	3,000	3.835	35.66	11,542.61	14/10/2021	Confirmed	Download
124829241	N154844350	12/10/2021	B	FMG	3,000	14.900	138.56	44,840.51	14/10/2021	Confirmed	Download
124803384	N154813261	12/10/2021	B	APA	5,000	8.720	135.15	43,735.00	14/10/2021	Confirmed	Download
124796306	N154805376	12/10/2021	B	FMG	2,000	15.146	93.90	30,387.59	14/10/2021	Confirmed	Download
124795476	N154804313	12/10/2021	B	FMG	3,000	15.060	140.05	45,322.00	14/10/2021	Confirmed	Download
124836504	N154852951	12/10/2021	B	FMG	2,000	14.760	91.51	29,613.46	14/10/2021	Confirmed	Download
124771015	N154769419	11/10/2021	S	LIT	550,000	0.113	191.80	61,681.25	13/10/2021	Confirmed	Download

124770721	N154769010	11/10/2021	S	<u>BGA</u>	10,000	5.491	170.20	54,736.27	13/10/2021	Confirmed	Download
124643560	N154593209	7/10/2021	B	<u>APA</u>	5,000	8.826	136.80	44,269.86	11/10/2021	Confirmed	Download
124574079	N154502104	6/10/2021	B	<u>GWA</u>	5,000	2.640	40.92	13,242.87	8/10/2021	Confirmed	Download
124355911	N154220840	1/10/2021	B	<u>APA</u>	2,000	8.609	53.37	17,272.81	5/10/2021	Confirmed	Download
124333250	N154120201	1/10/2021	B	<u>APA</u>	3,000	8.640	80.34	26,002.29	5/10/2021	Confirmed	Download
124333092	N154186348	1/10/2021	B	<u>AMA</u>	10,000	0.445	29.95	4,481.90	5/10/2021	Confirmed	Download

Download CSV 30 results found

Display: 10 20

Disclaimer

[Hide](#)

If you believe any of the information displayed is inaccurate, please contact us.

The information contained here does not replace original paper and electronic based Confirmation Contract Notes. This information is for your information only.

Original paper and electronic Confirmation Contract Notes should be kept as your primary records.

Confirmations are issued subject to:

1. The current General Conditions of Trade of Commonwealth Securities Limited ("CommSec");
2. The directions, decisions and requirements of the Australian Securities Exchange Limited (the "ASX"), ASIC Market Integrity Rules, ASX Operating Rules, the Clearing Rules and where relevant, the Settlement Rules, the customs and usages of the market, and the correction of any errors and/or omissions. Under the Rules of ASIC and ASX, CommSec is required to act consistently with a fair and orderly market. CommSec or the ASX is entitled to cancel a trade without further reference to you as permitted by the current General Conditions of Trade or the ASX Operating Rules;

- [Contact Details](#)
- [Important Information](#)
- [Financial Services Guide](#)
- [Privacy Policy](#)
- [Terms and Conditions](#)

Download our mobile app



This is not a financial product and does not constitute an offer of any financial product. It is for information only.

For more information on our services and to see how we can help you, please contact us. For more information on our services, please visit our website at [www.comsec.com.au](#). For more information on our services, please visit our website at [www.comsec.com.au](#). For more information on our services, please visit our website at [www.comsec.com.au](#).

Westpac invites shareholders to participate in an off-market buyback. Find out more

NetBank CommSec +7.50 (0.10%) +16.00 (0.22%)

Shares Conditional Orders Options International IPOs CommSec IRESS

Search CommSec

Confirmations

Confirmations

Receive confirmation notes via email, it's a faster and cheaper way to be notified.

Account: 2993755 - G & E LOCKHART PTY LTD <LOCKHART SUPER FUI >

Order Type: Buy
 Sell

Confirmation Number:

From: 01/11/2021 To: 30/11/2021

Code:

Clear

Search

For the Period: 01 Nov 2021 to 30 Nov 2021

Dec 2021

Congratulations!

You've qualified for **FREE** access in Dec.

100%

[Find out more](#)

Confirmation Summary

As at Sat 04 Dec 2021 10:42 AM (Sydney time)

No. Buy Confirmations	No. Sell Confirmations	Total Confirmations	Value Buy Confirmations(\$)	Value Sell Confirmations(\$)	Total Value(\$)	Total Brokerage (\$)	Total GST on Brokerage (\$)
6	9	15	176,868.22	687,736.01	864,604.23	2,699.94	248.13

Download CSV 15 results found

Display: 10

Confirmation Number	Order Number	Trade Date	Buy/Sell	Security	Units	Average Price (\$)	Brokerage (inc GST.)	Net Proceeds (\$)	Settlement Date	Confirmation Status	Download Confirmation
127077034	N157743374	30/11/2021	B	CBA	500	93.820	145.41	47,057.36	2/12/2021	Confirmed	Download
126956721	N157607213	29/11/2021	S	FMG	10,000	16.682	517.12	166,304.19	1/12/2021	Confirmed	Download
126965943	N157608909	29/11/2021	S	APA	15,000	9.553	444.18	142,848.27	1/12/2021	Confirmed	Download
127008186	N157650591	29/11/2021	S	RFG	100,000	0.072	29.95	7,168.10	1/12/2021	Confirmed	Download
127016948	N157662682	29/11/2021	S	FMG	10,000	17.478	541.78	174,237.69	1/12/2021	Confirmed	Download
126795192	N157374604	24/11/2021	S	RFG	100,000	0.073	29.95	7,298.10	26/11/2021	Confirmed	Download
126726582	N157288176	23/11/2021	B	WBC	2,000	21.850	135.47	43,837.42	25/11/2021	Confirmed	Download
126767581	N157347573	23/11/2021	B	WBC	1,000	21.800	67.57	21,869.52	25/11/2021	Confirmed	Download
126551620	N157080871	18/11/2021	S	FMG	5,000	15.560	241.16	77,557.33	22/11/2021	Confirmed	Download
126551791	N157081104	18/11/2021	S	JDO	15,000	2.272	105.63	33,969.88	22/11/2021	Confirmed	Download
126551904	N157081221	18/11/2021	S	AGL	10,000	5.160	159.95	51,438.10	22/11/2021	Confirmed	Download
126559123	N157090841	18/11/2021	S	CXO	50,000	0.540	83.70	26,914.35	22/11/2021	Confirmed	Download
126516242	N157033313	17/11/2021	B	JDO	5,000	2.280	35.34	11,437.29	19/11/2021	Confirmed	Download
125842389	N156167760	4/11/2021	B	FMG	2,000	14.250	88.34	28,590.29	8/11/2021	Confirmed	Download
125760589	N156056846	2/11/2021	B	JDO	10,000	2.400	74.39	24,076.34	5/11/2021	Confirmed	Download

Download CSV 15 results found

Display: 10

Disclaimer

Hide

If you believe any of the information displayed is inaccurate, please contact us.

The information contained here does not replace original paper and electronic based Confirmation Contract Notes. This information is for your information only.

Original paper and electronic Confirmation Contract Notes should be kept as your primary records.

Confirmations are issued subject to:

- The current General Conditions of Trade of Commonwealth Securities Limited ("CommSec");
- The directions, decisions and requirements of the Australian Securities Exchange Limited (the "ASX"), ASIC Market Integrity Rules, ASX Operating Rules, the Clearing Rules and where relevant, the Settlement Rules, the customs and usages of the market, and the correction of any errors and/or omissions.

Westpac invites shareholders to participate in an off-market buyback. Find out more

NetBank CommSec +3.10 (0.04%) +4.70 (0.06%)

Trading

Shares Conditional Orders Options International IPOs CommSec IRESS

Search CommSec

Confirmations

Confirmations

Receive confirmation notes via email, it's a faster and cheaper way to be notified.

Account: 2993755 - G & E LOCKHART PTY LTD <LOCKHART SUPER FUI

Order Type: Buy
 Sell

Confirmation Number:

From: 01/12/2021 To: 31/12/2021

Code:


Clear

Search

For the Period: 01 Dec 2021 to 31 Dec 2021

Jan 2022

You have Brokerage view



8 more trade(s)
to go for free access in Jan

8 trades

0 Jan
8 Jan
FSG

Find out more

Confirmation Summary

As at Wed 05 Jan 2022 10:31 AM (Sydney time)

No. Buy Confirmations	No. Sell Confirmations	Total Confirmations	Value Buy Confirmations(\$)	Value Sell Confirmations(\$)	Total Value(\$)	Total Brokerage (\$)	Total GST on Brokerage (\$)
27	11	38	661,041.08	464,554.06	1,125,595.14	3,523.10	327.11

Download CSV

38 results found

Display: 10 20

Confirmation Number	Order Number	Trade Date	Buy/Sell	Security	Units	Average Price (\$)	Brokerage (inc GST.)	Net Proceeds (\$)	Settlement Date	Confirmation Status	Download Confirmation
128053296	N158997921	31/12/2021	B	WBC	1,000	21.340	66.15	21,408.10	5/01/2022	Confirmed	Download
128034191	N158974453	31/12/2021	B	RFG	100,000	0.073	29.95	7,331.90	5/01/2022	Confirmed	Download
128035513	N158975124	31/12/2021	B	WBC	1,000	21.450	66.50	21,518.45	5/01/2022	Confirmed	Download
128035236	N158974911	31/12/2021	B	RRL	5,000	1.930	29.95	9,681.90	5/01/2022	Confirmed	Download
127975225	N158897528	29/12/2021	B	WBC	2,000	21.510	133.35	43,155.30	31/12/2021	Confirmed	Download
127972428	N158893936	29/12/2021	B	MCP	10,000	0.805	29.95	8,081.90	31/12/2021	Confirmed	Download
127958512	N158867784	29/12/2021	B	RRL	20,000	1.880	116.56	37,718.51	31/12/2021	Confirmed	Download
127938564	N158862191	29/12/2021	B	MCP	20,000	0.834	51.69	16,729.95	31/12/2021	Confirmed	Download
127912926	N158814715	24/12/2021	B	ING	5,000	3.460	53.63	17,355.58	30/12/2021	Confirmed	Download
127911980	N158814461	24/12/2021	B	ING	5,000	3.470	53.78	17,405.73	30/12/2021	Confirmed	Download
127896054	N158783523	23/12/2021	B	CGC	5,000	3.040	47.11	15,249.06	29/12/2021	Confirmed	Download
127835825	N158712437	22/12/2021	S	IGL	15,000	1.680	78.11	25,119.94	24/12/2021	Confirmed	Download
127835463	N158712379	22/12/2021	B	CXO	10,000	0.520	29.95	5,231.90	24/12/2021	Confirmed	Download
127828519	N158700870	21/12/2021	B	SXL	10,000	1.881	58.32	18,874.68	23/12/2021	Confirmed	Download
127817083	N158686979	21/12/2021	B	CGC	5,000	3.020	46.81	15,148.76	23/12/2021	Confirmed	Download
127805466	N158672304	21/12/2021	S	APA	10,000	9.976	309.23	99,448.06	23/12/2021	Confirmed	Download
127766685	N158624118	20/12/2021	B	CGC	10,000	3.010	93.30	30,193.19	22/12/2021	Confirmed	Download
127784189	N158644729	20/12/2021	B	SXL	10,000	1.888	58.51	18,935.97	22/12/2021	Confirmed	Download
127778181	N158637899	20/12/2021	B	SXL	10,000	1.895	58.74	19,010.69	22/12/2021	Confirmed	Download
127756780	N158611238	20/12/2021	B	BOQ	5,000	7.960	123.38	39,925.33	22/12/2021	Confirmed	Download
127750822	N158608090	20/12/2021	B	SXL	5,000	1.940	29.95	9,731.90	22/12/2021	Confirmed	Download
127727714	N158576038	17/12/2021	B	SXL	5,000	1.977	29.95	9,916.35	21/12/2021	Confirmed	Download

127683013	N158519008	16/12/2021	S	IGL	5,000	1.761	29.95	8,774.68	20/12/2021	Confirmed	Download
127630804	N158454523	15/12/2021	S	APA	5,000	9.760	151.27	48,646.78	17/12/2021	Confirmed	Download
127618223	N158439878	15/12/2021	S	APA	5,000	9.700	150.34	48,347.71	17/12/2021	Confirmed	Download
127573847	N158385433	14/12/2021	S	IGL	10,000	1.811	56.14	18,052.78	16/12/2021	Confirmed	Download
127557500	N158365988	14/12/2021	S	RFG	100,000	0.071	29.95	7,068.10	16/12/2021	Confirmed	Download
127451058	N158223853	9/12/2021	S	TLS	10,000	4.050	125.54	40,372.51	13/12/2021	Confirmed	Download
127436163	N158205656	9/12/2021	S	FMG	5,000	17.880	277.12	89,120.93	13/12/2021	Confirmed	Download
127398664	N158155301	8/12/2021	B	TLS	5,000	4.030	62.46	20,214.41	10/12/2021	Confirmed	Download
127416989	N158178817	8/12/2021	B	CGC	10,000	2.820	87.42	28,289.37	10/12/2021	Confirmed	Download
127413142	N158174108	8/12/2021	B	WBC	2,000	21.070	130.63	42,272.58	10/12/2021	Confirmed	Download
127351773	N158073483	7/12/2021	B	NCM	3,000	23.267	216.37	70,020.21	9/12/2021	Confirmed	Download
127310032	N158037201	6/12/2021	S	CXO	50,000	0.480	74.39	23,923.66	8/12/2021	Confirmed	Download
127213763	N157915479	3/12/2021	B	WBC	2,000	20.510	127.15	41,149.10	7/12/2021	Confirmed	Download
127147579	N157807973	1/12/2021	B	BOQ	5,000	7.640	118.42	38,320.37	3/12/2021	Confirmed	Download
127113939	N157789634	1/12/2021	S	CBA	600	93.090	173.14	55,678.91	3/12/2021	Confirmed	Download
127096919	N157770381	1/12/2021	B	BOQ	5,000	7.610	117.94	38,169.89	3/12/2021	Confirmed	Download

Download CSV 38 results found

Display: 10 20

[Disclaimer](#)

[Show](#)

- [Contact Details](#)
- [Important Information](#)
- [Financial Services Guide](#)
- [Privacy Policy](#)
- [Terms and Conditions](#)

Download our app on the



These are the logos for the CommSec mobile app available on the App Store and Google Play.

CommSec is a registered financial services provider in Australia. CommSec is a subsidiary of CommSec Limited, an ASX listed company. CommSec is a member of the Australian Financial Markets Association (AFMA) and the Australian Securities and Investments Commission (ASIC). CommSec is also a member of the Australian Financial Markets Association (AFMA) and the Australian Securities and Investments Commission (ASIC).

NetBank CommSec

▲ XAO 118.86 +44.30 (0.60%) ▲ XJO 1,129.20 +42.20 (0.60%)

Home Portfolio Watchlists Orders & Research **Trading** Products Software Help

Shares Conditional Orders Options International IPOs CommSec IRESS

Search CommSec

Confirmations

Receive confirmation notes via email, it's a faster and cheaper way to be notified.

Account: 2993755 - G & E LOCKHART PTY LTD <LOCKHART SUPER FU

Order Type: Buy
 Sell

Confirmation Number:

From: 01/01/2022 To: 31/01/2022

Code:

Clear

Search

For the Period: 01 Jan 2022 to 31 Jan 2022

Feb 2022

We hope you are benefiting from your free Feb access to CommSec IRESS.

Launch now

Confirmation Summary

As at Sun 06 Feb 2022 11:25 AM (Sydney time)

No. Buy Confirmations	No. Sell Confirmations	Total Confirmations	Value Buy Confirmations(\$)	Value Sell Confirmations(\$)	Total Value(\$)	Total Brokerage (\$)	Total GST on Brokerage (\$)
30	18	48	853,463.79	1,183,307.72	2,036,771.51	6,381.27	588.75

Download CSV

48 results found

Display: 10 20

Confirmation Number	Order Number	Trade Date	Buy/Sell	Security	Units	Average Price (\$)	Brokerage (inc GST.)	Net Proceeds (\$)	Settlement Date	Confirmation Status	Download Confirmation
129348014	N160639675	31/01/2022	B	SHV	3,000	5.447	50.66	16,393.06	2/02/2022	Confirmed	Download
129281254	N160551502	28/01/2022	B	NCM	1,000	21.550	66.80	21,618.75	1/02/2022	Confirmed	Download
129274807	N160544110	28/01/2022	S	NCM	2,000	21.270	131.87	42,406.84	1/02/2022	Confirmed	Download
129249972	N160506520	27/01/2022	B	IGL	5,000	1.610	29.95	8,080.52	31/01/2022	Confirmed	Download
129255785	N160506206	27/01/2022	B	HVN	5,000	4.670	72.38	23,424.33	31/01/2022	Confirmed	Download
129230873	N160480647	27/01/2022	B	WOW	1,500	33.534	155.93	50,458.92	31/01/2022	Confirmed	Download
129198804	N160451459	27/01/2022	B	HVN	5,000	4.760	73.78	23,875.73	31/01/2022	Confirmed	Download
129198453	N160450954	27/01/2022	B	WOW	3,000	33.827	314.58	101,798.96	31/01/2022	Confirmed	Download
129197568	N160450107	27/01/2022	S	WOW	2,000	33.803	209.56	67,394.70	31/01/2022	Confirmed	Download
129192494	N160444875	27/01/2022	B	COL	5,000	15.940	247.05	79,949.05	31/01/2022	Confirmed	Download
129178641	N160432909	27/01/2022	B	HVN	5,000	4.779	74.07	23,973.29	31/01/2022	Confirmed	Download
129168713	N160415005	27/01/2022	B	HVN	10,000	4.810	149.11	48,251.06	31/01/2022	Confirmed	Download
129055616	N160284728	25/01/2022	S	AGL	20,000	6.909	428.34	137,751.75	28/01/2022	Confirmed	Download
129057916	N160285899	25/01/2022	S	FMG	500	20.379	31.58	10,156.20	28/01/2022	Confirmed	Download
129064540	N160293344	25/01/2022	S	TLS	10,000	3.990	123.68	39,774.37	28/01/2022	Confirmed	Download
129074591	N160303392	25/01/2022	S	AGL	20,000	6.830	423.43	136,176.73	28/01/2022	Confirmed	Download
129084108	N160313082	25/01/2022	S	AGL	20,000	6.941	430.33	138,392.42	28/01/2022	Confirmed	Download
129075110	N160290641	25/01/2022	S	AGL	10,000	6.850	212.33	68,284.31	28/01/2022	Confirmed	Download
129076108	N160305424	25/01/2022	S	TLS	10,000	3.970	123.06	39,574.99	28/01/2022	Confirmed	Download
129077385	N160306602	25/01/2022	S	AGL	10,000	6.895	213.73	68,734.32	28/01/2022	Confirmed	Download
129050778	N160161131	25/01/2022	S	AGL	20,000	6.972	432.26	139,012.26	28/01/2022	Confirmed	Download
129076877	N160166275	25/01/2022	S	RRL	25,000	1.760	136.39	43,861.66	28/01/2022	Confirmed	Download
129097723	N160325930	25/01/2022	S	TLS	10,000	3.945	122.29	39,325.76	28/01/2022	Confirmed	Download
129045009	N160264912	24/01/2022	S	FMG	1,000	20.510	63.58	20,444.47	27/01/2022	Confirmed	Download
128873354	N160066139	21/01/2022	B	COL	2,000	16.227	100.60	32,555.96	25/01/2022	Confirmed	Download

128855956	N160038199	20/01/2022	B	WOW	1,000	35.110	108.83	35,220.78	24/01/2022	Confirmed	Download
128854519	N160036387	20/01/2022	B	WOW	1,000	34.960	108.37	35,070.32	24/01/2022	Confirmed	Download
128820782	N159993318	20/01/2022	B	WOW	1,000	35.280	109.36	35,391.31	24/01/2022	Confirmed	Download
128815003	N159985547	20/01/2022	B	WOW	2,000	35.310	218.91	70,840.86	24/01/2022	Confirmed	Download
128860657	N160043703	20/01/2022	B	COL	3,000	16.360	152.14	49,234.09	24/01/2022	Confirmed	Download
128779318	N159940229	19/01/2022	B	SHV	1,000	5.630	29.95	5,661.85	21/01/2022	Confirmed	Download
128750539	N159902106	19/01/2022	B	SHV	1,000	5.660	29.95	5,691.90	21/01/2022	Confirmed	Download
128748028	N159894221	19/01/2022	B	SHV	5,000	5.670	87.88	28,439.83	21/01/2022	Confirmed	Download
128685902	N159820860	18/01/2022	B	MFG	1,000	20.340	63.05	20,405.00	20/01/2022	Confirmed	Download
128677838	N159810437	18/01/2022	B	MFG	1,000	20.580	63.79	20,645.74	20/01/2022	Confirmed	Download
128697433	N159836374	18/01/2022	B	MFG	1,000	20.040	62.12	20,104.07	20/01/2022	Confirmed	Download
128704220	N159845150	18/01/2022	S	MFG	4,000	19.903	246.79	79,363.10	20/01/2022	Confirmed	Download
128690220	N159826968	18/01/2022	B	MFG	1,000	20.191	62.59	20,255.26	20/01/2022	Confirmed	Download
128653804	N159774929	17/01/2022	S	FMG	3,000	20.770	193.15	62,114.90	19/01/2022	Confirmed	Download
128572350	N159670525	14/01/2022	B	SXL	5,000	1.830	29.95	9,181.90	18/01/2022	Confirmed	Download
128499740	N159577183	13/01/2022	B	CGC	10,000	2.909	90.19	29,186.99	17/01/2022	Confirmed	Download
128447949	N159508761	12/01/2022	B	SXL	5,000	1.841	29.95	9,238.26	14/01/2022	Confirmed	Download
128417164	N159468664	12/01/2022	B	IGL	5,000	1.750	29.95	8,781.90	14/01/2022	Confirmed	Download
128418340	N159461460	12/01/2022	B	SXL	5,000	1.848	29.95	9,270.30	14/01/2022	Confirmed	Download
128387368	N159427509	11/01/2022	B	CXO	10,000	0.685	29.95	6,881.90	13/01/2022	Confirmed	Download
128358195	N159392783	11/01/2022	S	ING	10,000	3.270	101.37	32,596.68	13/01/2022	Confirmed	Download
128208005	N159191416	6/01/2022	B	RFG	50,000	0.071	29.95	3,581.90	10/01/2022	Confirmed	Download
128199252	N159184933	6/01/2022	S	CXO	30,000	0.600	55.79	17,942.26	10/01/2022	Confirmed	Download

Download CSV 48 results found

Display: 10 20

Disclaimer

Show

- [Contact Details](#)
- [Important Information](#)
- [Financial Services Guide](#)
- [Privacy Policy](#)
- [Terms and Conditions](#)

Get the CommSec app



And to see the full details of CommSec and my other financial products, visit the app.

CommSec is a registered provider of financial services. CommSec is a member of the Australian Securities and Investments Commission (ASIC) and is authorised to provide financial services. CommSec is a member of the Australian Financial Markets Association (AFMA) and is authorised to provide financial services. CommSec is a member of the Australian Financial Markets Association (AFMA) and is authorised to provide financial services. CommSec is a member of the Australian Financial Markets Association (AFMA) and is authorised to provide financial services.

NetBank CommSec

0.00 (0.00%) 0.00 (0.00%)

Home Portfolio MyCommSec Quotes & Research Trading Features Settings Help

Shares Conditional Orders Options International IPOs CommSec IRESS

Search CommSec

Confirmations

Receive confirmation notes via email, it's a faster and cheaper way to be notified.

Confirmations

Account: 2993755 - G & E LOCKHART PTY LTD <LOCKHART SUPER FU...>

Order Type: Buy
 Sell

Confirmation Number:

From: 01/02/2022 To: 28/02/2022

Code:

Clear

Search

Mar 2022

We hope you are benefiting from your free Mar access to CommSecIRESS.

Launch now

For the Period: 01 Feb 2022 to 28 Feb 2022

Confirmation Summary

As at Thu 03 Mar 2022 9:30 AM (Sydney time)

No. Buy Confirmations	No. Sell Confirmations	Total Confirmations	Value Buy Confirmations(\$)	Value Sell Confirmations(\$)	Total Value(\$)	Total Brokerage (\$)	Total GST on Brokerage (\$)
29	8	37	779,062.08	536,542.32	1,315,604.40	4,115.10	380.77

Download CSV 37 results found

Display: 10 20

Confirmation Number	Order Number	Trade Date	Buy/Sell	Security	Units	Average Price (\$)	Brokerage (inc GST.)	Net Proceeds (\$)	Settlement Date	Confirmation Status	Download Confirmation
130496290	N162117654	28/02/2022	B	ANZ	1,000	25.830	80.07	25,912.02	2/03/2022	Confirmed	Download
130486815	N162105845	28/02/2022	B	ANZ	1,500	26.050	121.12	39,198.07	2/03/2022	Confirmed	Download
130443836	N162049413	25/02/2022	S	NST	10,000	10.050	311.53	100,186.52	1/03/2022	Confirmed	Download
130436787	N162041481	25/02/2022	S	NCM	8,000	24.958	618.92	199,041.86	1/03/2022	Confirmed	Download
130436344	N162040918	25/02/2022	B	NCM	3,000	24.980	232.30	75,174.82	1/03/2022	Confirmed	Download
130424168	N162024863	25/02/2022	B	SHV	5,000	5.577	86.44	27,972.24	1/03/2022	Confirmed	Download
130423622	N162024508	25/02/2022	S	NST	5,000	10.229	158.54	50,985.69	1/03/2022	Confirmed	Download
130444050	N162049672	25/02/2022	S	RRL	20,000	1.895	117.49	37,781.89	1/03/2022	Confirmed	Download
130340866	N161919116	24/02/2022	S	CXO	20,000	0.760	47.11	15,150.94	28/02/2022	Confirmed	Download
130319500	N161893901	24/02/2022	B	AMA	30,000	0.333	29.95	10,006.90	28/02/2022	Confirmed	Download
130289374	N161854815	23/02/2022	B	AMA	20,000	0.333	29.95	6,681.90	25/02/2022	Confirmed	Download
130155417	N161688390	21/02/2022	B	AMA	10,000	0.349	29.95	3,516.90	23/02/2022	Confirmed	Download
130082004	N161595167	18/02/2022	S	HVN	20,000	5.220	323.62	104,074.43	22/02/2022	Confirmed	Download
130058034	N161565962	17/02/2022	S	IGL	10,000	1.850	57.35	18,441.78	21/02/2022	Confirmed	Download
129996535	N161488193	16/02/2022	B	AMA	20,000	0.375	29.95	7,531.90	18/02/2022	Confirmed	Download
129949182	N161425123	15/02/2022	S	FMG	500	21.830	33.84	10,879.21	17/02/2022	Confirmed	Download
129779343	N161213201	10/02/2022	B	NST	5,000	8.670	134.38	43,486.33	14/02/2022	Confirmed	Download
129781414	N161216191	10/02/2022	B	NST	5,000	8.650	134.07	43,386.02	14/02/2022	Confirmed	Download
129778080	N161211575	10/02/2022	B	NST	5,000	8.680	134.53	43,535.76	14/02/2022	Confirmed	Download
129775621	N161208807	10/02/2022	B	AMA	20,000	0.398	29.95	7,992.01	14/02/2022	Confirmed	Download
129678205	N161078070	8/02/2022	B	CGC	5,000	3.009	46.63	15,091.87	10/02/2022	Confirmed	Download
129621497	N161003954	7/02/2022	B	EVN	5,000	3.630	56.27	18,208.22	9/02/2022	Confirmed	Download
129621333	N161003783	7/02/2022	B	EVN	5,000	3.630	56.27	18,208.22	9/02/2022	Confirmed	Download
129620405	N160992176	7/02/2022	B	SHV	5,000	5.540	85.87	27,787.82	9/02/2022	Confirmed	Download
129500569	N160842255	3/02/2022	B	NAB	1,000	28.020	86.86	28,108.81	7/02/2022	Confirmed	Download

129500349	N160841990	3/02/2022	B	<u>ANZ</u>	1,500	27.050	125.77	40,702.72	7/02/2022	Confirmed	Download
129501695	N160843580	3/02/2022	B	<u>WBC</u>	2,000	21.193	131.38	42,519.34	7/02/2022	Confirmed	Download
129525337	N160870947	3/02/2022	B	<u>ANZ</u>	500	26.890	41.68	13,488.63	7/02/2022	Confirmed	Download
129500754	N160842500	3/02/2022	B	<u>NCM</u>	1,000	22.416	69.49	22,487.02	7/02/2022	Confirmed	Download
129478491	N160812018	2/02/2022	B	<u>WBC</u>	2,000	20.590	127.66	41,309.61	4/02/2022	Confirmed	Download
129474666	N160806390	2/02/2022	B	<u>AMA</u>	50,000	0.420	65.08	21,062.17	4/02/2022	Confirmed	Download
129452244	N160778533	2/02/2022	B	<u>RRL</u>	10,000	1.800	55.79	18,057.74	4/02/2022	Confirmed	Download
129449154	N160776341	2/02/2022	B	<u>ADH</u>	5,000	3.120	48.36	15,650.31	4/02/2022	Confirmed	Download
129446679	N160763257	2/02/2022	B	<u>RRL</u>	10,000	1.780	55.18	17,857.13	4/02/2022	Confirmed	Download
129439829	N160763085	2/02/2022	B	<u>ADH</u>	10,000	3.170	98.26	31,800.21	4/02/2022	Confirmed	Download
129418523	N160725277	1/02/2022	B	<u>NCM</u>	2,000	22.150	137.32	44,439.27	3/02/2022	Confirmed	Download
129407269	N160711192	1/02/2022	B	<u>SHV</u>	5,000	5.560	86.17	27,888.12	3/02/2022	Confirmed	Download

Download CSV 37 results found

Display: 10 20

[Disclaimer](#)

[Show](#)

- [Contact Details](#)
- [Important Information](#)
- [Financial Services Guide](#)
- [Privacy Policy](#)
- [Terms and Conditions](#)

Download on the App Store



Download on the App Store with the App Store and get it on Google Play with the Google Play Store.

CommSec is a registered financial services provider in Australia. CommSec is a member of the Australian Financial Markets Association (AFMA) and the Australian Securities and Investments Commission (ASIC). CommSec is also a member of the Australian Financial Markets Association (AFMA) and the Australian Securities and Investments Commission (ASIC). CommSec is also a member of the Australian Financial Markets Association (AFMA) and the Australian Securities and Investments Commission (ASIC).

NetBank CommSec ▲ XAO 7,863.50 +44.60 (0.57%) ▲ XJO 7,555.70 +42.00 (0.55%) [Logout](#)

CommSec Home Portfolio Watchlists Quotes & Research **Trading** Products Settings Help

Shares Conditional Orders Options International IPOs CommSec IRESS

Search CommSec

- Place Order
- Manage Orders
- Confirmations**

Confirmations

Receive confirmation notes via email, it's a faster and cheaper way to be notified.

Account: 2993755 - G & E LOCKHART PTY LTD <LOCKHART SUPER FUI >

Order Type: Buy
 Sell

Confirmation Number:

From: 01/03/2022 To: 31/03/2022

Code:

[Clear](#)

[Search](#)

For the Period: 01 Mar 2022 to 31 Mar 2022

CommSec IRESS

Apr 2022

We hope you are benefiting from your free access to CommSec IRESS.

Make the most of your free CommSec IRESS.

Launch now

Confirmation Summary

As at Tue 05 Apr 2022 2:28 PM (Sydney time)

No. Buy Confirmations	No. Sell Confirmations	Total Confirmations	Value Buy Confirmations(\$)	Value Sell Confirmations(\$)	Total Value(\$)	Total Brokerage (\$)	Total GST on Brokerage (\$)
28	4	32	422,526.22	261,078.85	683,605.07	2,246.64	209.99

[Download CSV](#)

32 results found

Display: 10 20 All

Confirmation Number	Order Number	Trade Date	Buy/Sell	Security	Units	Average Price (\$)	Brokerage (inc GST.)	Net Proceeds (\$)	Settlement Date	Confirmation Status	Download Confirmation
131690536	N163699209	31/03/2022	B	RFG	50,000	0.069	29.95	3,481.90	4/04/2022	Confirmed	Download
131690076	N163651146	31/03/2022	B	CXO	5,000	1.390	29.95	6,981.90	4/04/2022	Confirmed	Download
131639480	N163632407	30/03/2022	B	CVN	30,000	0.330	29.95	9,931.90	1/04/2022	Confirmed	Download
131625719	N163614506	30/03/2022	S	NAB	500	32.390	50.20	16,142.85	1/04/2022	Confirmed	Download
131608497	N163592260	30/03/2022	S	WOW	3,000	37.150	345.48	111,102.57	1/04/2022	Confirmed	Download
131606496	N163589932	30/03/2022	S	COL	5,000	18.010	279.14	89,768.91	1/04/2022	Confirmed	Download
131519271	N163472979	28/03/2022	B	RFG	50,000	0.069	29.95	3,481.90	30/03/2022	Confirmed	Download
131472779	N163374559	25/03/2022	B	CVN	20,000	0.345	29.95	6,931.90	29/03/2022	Confirmed	Download
131438696	N163362767	24/03/2022	B	RFG	50,000	0.069	29.95	3,481.90	28/03/2022	Confirmed	Download
131373495	N163276616	23/03/2022	B	SHV	5,000	5.020	77.80	25,179.64	25/03/2022	Confirmed	Download
131338493	N163196377	22/03/2022	B	TLS	5,000	3.890	60.29	19,512.24	24/03/2022	Confirmed	Download
131324134	N163197265	22/03/2022	B	ING	5,000	3.040	47.11	15,249.06	24/03/2022	Confirmed	Download
131249482	N163114112	21/03/2022	B	ING	5,000	3.060	47.43	15,349.38	23/03/2022	Confirmed	Download
131191844	N163025306	17/03/2022	B	KGN	5,000	5.500	85.25	27,587.20	21/03/2022	Confirmed	Download
131029584	N162819672	14/03/2022	B	AMA	20,000	0.310	29.95	6,231.90	16/03/2022	Confirmed	Download
131029218	N162819272	14/03/2022	B	BFG	10,000	1.230	38.14	12,344.58	16/03/2022	Confirmed	Download
131029104	N162819127	14/03/2022	B	AMA	10,000	0.310	29.95	3,131.90	16/03/2022	Confirmed	Download
131001672	N162783851	14/03/2022	B	AMA	20,000	0.310	29.95	6,231.90	16/03/2022	Confirmed	Download
130947397	N162709288	10/03/2022	S	EVN	10,000	4.420	137.03	44,064.52	14/03/2022	Confirmed	Download
130881253	N162620923	9/03/2022	B	CXO	10,000	0.960	29.95	9,631.90	11/03/2022	Confirmed	Download
130880354	N162619650	9/03/2022	B	BFG	10,000	1.180	36.58	11,838.53	11/03/2022	Confirmed	Download
130834319	N162558120	8/03/2022	B	ANZ	1,000	24.970	77.41	25,049.36	10/03/2022	Confirmed	Download
130833903	N162557555	8/03/2022	B	AMA	50,000	0.304	47.18	15,270.77	10/03/2022	Confirmed	Download
130767292	N162472294	7/03/2022	B	ANZ	1,000	24.800	76.88	24,878.83	9/03/2022	Confirmed	Download
130760417	N162464211	7/03/2022	B	AMA	20,000	0.292	29.95	5,877.05	9/03/2022	Confirmed	Download

130737532	N162440578	7/03/2022	B	<u>ANZ</u>	1,000	25.218	78.17	25,298.28	9/03/2022	Confirmed	Download
130712818	N162402137	4/03/2022	B	<u>AMA</u>	30,000	0.303	29.95	9,106.90	8/03/2022	Confirmed	Download
130651797	N162326489	3/03/2022	B	<u>KGN</u>	5,000	5.923	91.81	29,709.37	7/03/2022	Confirmed	Download
130651523	N162326197	3/03/2022	B	<u>ING</u>	10,000	3.176	98.46	31,864.35	7/03/2022	Confirmed	Download
130651092	N162325613	3/03/2022	B	<u>WOW</u>	500	34.356	53.25	17,233.15	7/03/2022	Confirmed	Download
130650894	N162324969	3/03/2022	B	<u>ANZ</u>	1,000	25.750	79.82	25,831.77	7/03/2022	Confirmed	Download
130589536	N162242335	2/03/2022	B	<u>ANZ</u>	1,000	25.745	79.81	25,826.76	4/03/2022	Confirmed	Download

Download CSV 32 results found

Display: 10 20 All

Disclaimer

Show

\$104638.64

Contact Details

Important Information

Financial Services Guide

Privacy Policy

Terms and Conditions

Download the CommSec App



These sites are not affiliated with CommSec and may offer a different privacy policy and level of security.

This site is directed and available to and for the benefit of Australian residents only. Commonwealth Securities Limited ABN 60 067 254 399 AFSL 238814 ("CommSec") is a wholly owned, but non-guaranteed, subsidiary of the Commonwealth Bank of Australia ABN 48 123 123 124 AFSL 234945 and both entities are incorporated in Australia with limited liability.

CommSec Scheduled Maintenance. From 8:30am to 12:30pm Saturday 7th May 2022 (Sydney time), our CommSec and CommSeciRESS trading and investing platforms will not be available. We apologise for any inconvenience this may cause.

NetBank CommSec XAO 7,456.40 -182.80 (-2.39%) XJO 7,195.60 -169.10 (-2.30%) Logout

CommSec Home Portfolio Watchlists Quotes & Research **Trading** Products Settings Help

Shares Conditional Orders Options International IPOs CommSec iRESS

Search CommSec

- Place Order
- Manage Orders
- Confirmations

Confirmations

Receive confirmation notes via email, it's a faster and cheaper way to be notified.

Account: 2993755 - G & E LOCKHART PTY LTD <LOCKHART SUPER FUI

Order Type: Buy Sell

Confirmation Number:

From: 01/04/2022 To: 30/04/2022

Code:

CommSeciRESS

May 2022

We hope you are benefiting from your free access to CommSeciRESS.

Make the most of your free CommSeciRESS.

Launch now

Clear

Search

For the Period: 01 Apr 2022 to 30 Apr 2022

Confirmation Summary

As at Fri 06 May 2022 2:10 PM (Sydney time)

No. Buy Confirmations	No. Sell Confirmations	Total Confirmations	Value Buy Confirmations(\$)	Value Sell Confirmations(\$)	Total Value(\$)	Total Brokerage (\$)	Total GST on Brokerage (\$)
17	30	47	258,137.78	1,683,630.10	1,941,767.88	6,066.89	560.01

Download CSV 47 results found

Display: 10 20 All

Confirmation Number	Order Number	Trade Date	Buy/Sell	Security	Units	Average Price (\$)	Brokerage (inc GST)	Net Proceeds (\$)	Settlement Date	Confirmation Status	Download Confirmation
132743559	N165058402	29/04/2022	B	AMA	50,000	0.270	41.84	13,543.79	3/05/2022	Confirmed	Download
132604217	N164887994	27/04/2022	S	ADH	15,000	2.800	130.20	41,887.85	29/04/2022	Confirmed	Download
132604521	N164888483	27/04/2022	S	CXO	15,000	1.270	59.05	18,989.00	29/04/2022	Confirmed	Download
132606742	N164889048	27/04/2022	S	HVN	5,000	5.060	78.43	25,219.62	29/04/2022	Confirmed	Download
132660583	N164952312	27/04/2022	B	AMA	30,000	0.285	29.95	8,581.90	29/04/2022	Confirmed	Download
132608241	N164889834	27/04/2022	S	KGN	5,000	4.809	74.54	23,969.10	29/04/2022	Confirmed	Download
132644998	N164934103	27/04/2022	S	CGC	10,000	3.240	100.44	32,300.27	29/04/2022	Confirmed	Download
132658649	N164951442	27/04/2022	B	TPW	2,000	6.211	38.51	12,463.02	29/04/2022	Confirmed	Download
132608008	N164889526	27/04/2022	S	IGL	10,000	1.961	60.79	19,545.22	29/04/2022	Confirmed	Download
132532287	N164787289	26/04/2022	S	CGC	10,000	3.301	102.32	32,906.34	28/04/2022	Confirmed	Download
132540559	N164787315	26/04/2022	S	WBC	1,000	23.624	73.23	23,548.62	28/04/2022	Confirmed	Download
132554519	N164826828	26/04/2022	B	TPW	5,000	6.069	94.06	30,441.84	28/04/2022	Confirmed	Download
132581872	N164855823	26/04/2022	S	WBC	500	23.950	37.13	11,935.92	28/04/2022	Confirmed	Download
132535499	N164806998	26/04/2022	S	KGN	10,000	4.735	146.80	47,205.84	28/04/2022	Confirmed	Download
132474488	N164726829	22/04/2022	S	CXO	10,000	1.345	41.69	13,406.36	27/04/2022	Confirmed	Download
132509648	N164767876	22/04/2022	S	SHV	10,000	6.249	193.71	62,296.38	27/04/2022	Confirmed	Download
132504355	N164760908	22/04/2022	B	AMA	20,000	0.300	29.95	6,031.90	27/04/2022	Confirmed	Download
132503921	N164760342	22/04/2022	B	ADH	5,000	2.890	44.79	14,496.74	27/04/2022	Confirmed	Download
132503676	N164760078	22/04/2022	S	CGC	20,000	3.350	207.69	66,793.11	27/04/2022	Confirmed	Download
132496207	N164750741	22/04/2022	B	AMA	50,000	0.303	46.88	15,173.83	27/04/2022	Confirmed	Download
132486382	N164738318	22/04/2022	S	SHV	10,000	6.365	197.31	63,450.74	27/04/2022	Confirmed	Download
132475662	N164727341	22/04/2022	S	CGC	25,000	3.381	262.00	84,256.19	27/04/2022	Confirmed	Download

132509748	N164768003	22/04/2022	S	<u>CGC</u>	20,000	3.340	207.06	66,591.62	27/04/2022	Confirmed	Download
132458867	N164705987	21/04/2022	S	<u>CXO</u>	30,000	1.395	129.72	41,718.33	26/04/2022	Confirmed	Download
132307387	N164517873	19/04/2022	S	<u>WBC</u>	3,000	24.150	224.58	72,223.47	21/04/2022	Confirmed	Download
132303784	N164517851	19/04/2022	S	<u>NAB</u>	500	33.000	51.15	16,446.90	21/04/2022	Confirmed	Download
132298361	N164517888	19/04/2022	S	<u>ANZ</u>	500	27.710	42.94	13,810.11	21/04/2022	Confirmed	Download
132230411	N164411690	13/04/2022	B	<u>CXO</u>	10,000	1.330	41.23	13,343.18	19/04/2022	Confirmed	Download
132229636	N164410433	13/04/2022	B	<u>KGN</u>	5,000	5.150	79.82	25,831.77	19/04/2022	Confirmed	Download
132169888	N164332399	12/04/2022	S	<u>ANZ</u>	2,000	27.320	169.38	54,468.67	14/04/2022	Confirmed	Download
132169753	N164332265	12/04/2022	S	<u>WBC</u>	5,000	24.060	372.91	119,925.14	14/04/2022	Confirmed	Download
132133655	N164287964	11/04/2022	B	<u>AX1</u>	10,000	1.558	48.28	15,625.23	13/04/2022	Confirmed	Download
132121269	N164269841	11/04/2022	B	<u>ADH</u>	5,000	2.930	45.41	14,697.36	13/04/2022	Confirmed	Download
132099766	N164230526	11/04/2022	B	<u>AX1</u>	10,000	1.569	48.65	15,745.49	13/04/2022	Confirmed	Download
132079986	N164159766	8/04/2022	B	<u>AMA</u>	50,000	0.305	47.27	15,299.22	12/04/2022	Confirmed	Download
132046195	N164175375	8/04/2022	S	<u>BOQ</u>	5,000	8.370	129.73	41,718.96	12/04/2022	Confirmed	Download
132050493	N164179579	8/04/2022	B	<u>CXO</u>	15,000	1.350	62.77	20,314.72	12/04/2022	Confirmed	Download
132049544	N164178243	8/04/2022	S	<u>ANZ</u>	3,000	27.307	253.94	81,663.63	12/04/2022	Confirmed	Download
132007548	N164121682	7/04/2022	S	<u>WBC</u>	5,000	24.055	372.82	119,898.64	11/04/2022	Confirmed	Download
132006627	N164120663	7/04/2022	S	<u>ANZ</u>	4,000	27.050	335.40	107,863.08	11/04/2022	Confirmed	Download
131990824	N164101740	7/04/2022	S	<u>BOQ</u>	10,000	8.411	260.73	83,851.75	11/04/2022	Confirmed	Download
131911043	N163990002	5/04/2022	B	<u>CVN</u>	50,000	0.330	51.15	16,553.10	7/04/2022	Confirmed	Download
131892468	N163946328	5/04/2022	S	<u>WOW</u>	5,000	37.257	577.45	185,704.55	7/04/2022	Confirmed	Download
131892118	N163942897	5/04/2022	S	<u>COL</u>	5,000	18.150	281.31	90,467.55	7/04/2022	Confirmed	Download
131824352	N163881438	4/04/2022	B	<u>RFQ</u>	50,000	0.069	29.95	3,481.90	6/04/2022	Confirmed	Download
131821947	N163878443	4/04/2022	B	<u>AMA</u>	50,000	0.329	51.02	16,512.79	6/04/2022	Confirmed	Download
131784827	N163837094	4/04/2022	S	<u>TLS</u>	5,000	3.930	60.91	19,587.14	6/04/2022	Confirmed	Download

Download CSV 47 results found

Display: 10 20 All

Disclaimer

Show ▾

- [Contact Details](#)
- [Important Information](#)
- [Financial Services Guide](#)
- [Privacy Policy](#)
- [Terms and Conditions](#)

Download the CommSec App



These sites are not affiliated with CommSec and may offer a different privacy policy and level of security.

This site is directed and available to and for the benefit of Australian residents only. Commonwealth Securities Limited ABN 60 067 254 399 AFSL 238814 ("CommSec") is a wholly owned, but non-guaranteed, subsidiary of the Commonwealth Bank of Australia ABN 48 123 123 124 AFSL 234945 and both entities are incorporated in Australia with limited liability.

NetBank CommSec

Logout

Home Panel Watchlists Quotes & Research

Trading

Markets

Settings

Help

Shares Conditional Orders Options International IPOs CommSec IRESS

Confirmations

Receive confirmation notes via email, it's a faster and cheaper way to be notified.

Account: 2993755 - G & E LOCKHART PTY LTD <LOCKHART SUPER FU

Order Type: Buy
 Sell

Confirmation Number:

From: 01/05/2022 To: 31/05/2022

Code:

Clear

Search

CommSecIRESS

Jun 2022

We hope you are benefiting from your free Jun access to CommSecIRESS.

Make the most of your free CommSecIRESS.

Launch now

For the Period: 01 May 2022 to 31 May 2022

Confirmation Summary

As at Sat 04 Jun 2022 10:14 AM (Sydney time)

No. Buy Confirmations	No. Sell Confirmations	Total Confirmations	Value Buy Confirmations(\$)	Value Sell Confirmations(\$)	Total Value(\$)	Total Brokerage (\$)	Total GST on Brokerage (\$)
45	1	46	1,043,892.93	15,250.62	1,059,143.55	3,357.83	313.52

Download CSV

46 results found

Display: 20 All

1 2 3 4 5 >

Confirmation Number	Order Number	Trade Date	Buy/Sell	Security	Units	Average Price (\$)	Brokerage (inc GST.)	Net Proceeds (\$)	Settlement Date	Confirmation Status	Download Confirmation
133819164	N166454610	31/05/2022	B	AMA	50,000	0.213	32.93	10,659.88	27/06/2022	Confirmed	Download
133698547	N166294403	26/05/2022	B	AMA	25,000	0.220	29.95	5,531.90	30/05/2022	Confirmed	Download
133680284	N166272619	26/05/2022	B	AMA	25,000	0.225	29.95	5,656.90	30/05/2022	Confirmed	Download
133538100	N166083411	20/05/2022	B	TPW	5,000	4.440	68.82	22,270.77	24/05/2022	Confirmed	Download
133529297	N166066230	20/05/2022	B	MCP	10,000	0.837	29.95	8,401.72	24/05/2022	Confirmed	Download
133519887	N166059466	20/05/2022	B	ABC	10,000	2.810	87.10	28,187.12	24/05/2022	Confirmed	Download
133519535	N166058940	20/05/2022	B	ADH	10,000	2.399	74.35	24,061.68	24/05/2022	Confirmed	Download
133513599	N166010071	20/05/2022	B	ABC	10,000	2.810	87.11	28,189.06	24/05/2022	Confirmed	Download
133505523	N166037979	19/05/2022	B	ADH	5,000	2.430	37.66	12,189.61	23/05/2022	Confirmed	Download
133495462	N166026692	19/05/2022	B	AMA	50,000	0.235	36.42	11,788.37	23/05/2022	Confirmed	Download

Download CSV

46 results found

Display: 20 All

1 2 3 4 5 >

Disclaimer

Show

NetBank CommSec

1,340,187.91

1,008,018.00

Logout

Home Portfolio MyPortfolio Quotes & Research **Trading** Products Settings Help

Shares Conditional Orders Options International IPOs CommSec IRESS

Confirmations

Receive confirmation notes via email, it's a faster and cheaper way to be notified.

Confirmations

Account: 2993755 - G & E LOCKHART PTY LTD <LOCKHART SUPER FUI

Order Type: Buy
 Sell

Confirmation Number:

From: 01/06/2022 To: 30/06/2022

Code:

Clear

Search

For the Period: 01 Jun 2022 to 30 Jun 2022

CommSecIRESS

Jul 2022

We hope you are benefiting from your free Jul access to CommSecIRESS.

Make the most of your free CommSecIRESS.

Launch now

Confirmation Summary

As at Sun 10 Jul 2022 11:06 AM (Sydney time)

No. Buy Confirmations	No. Sell Confirmations	Total Confirmations	Value Buy Confirmations(\$)	Value Sell Confirmations(\$)	Total Value(\$)	Total Brokerage (\$)	Total GST on Brokerage (\$)
13	32	45	325,038.31	836,887.66	1,161,925.97	3,671.03	341.83

Download CSV 45 results found

Display: 10 20

Confirmation Number	Order Number	Trade Date	Buy/Sell	Security	Units	Average Price (\$)	Brokerage (inc GST)	Net Proceeds (\$)	Settlement Date	Confirmation Status	Download Confirmation
134801708	N167688368	28/06/2022	B	WBC	1,000	19.675	60.98	19,737.93	30/06/2022	Confirmed	Download
134793600	N167659765	28/06/2022	S	SHV	5,000	5.163	80.03	25,732.60	30/06/2022	Confirmed	Download
134758739	N167632498	27/06/2022	B	BOQ	3,000	6.900	64.16	20,766.11	29/06/2022	Confirmed	Download
134753532	N167626647	27/06/2022	B	ANZ	3,000	22.437	208.65	67,521.67	29/06/2022	Confirmed	Download
134737549	N167606030	27/06/2022	B	IGL	5,000	1.754	29.95	8,803.40	29/06/2022	Confirmed	Download
134732680	N167594158	27/06/2022	B	NAB	1,000	27.640	85.68	27,727.63	29/06/2022	Confirmed	Download
134733574	N167547919	27/06/2022	B	NEC	20,000	1.905	118.11	38,220.06	29/06/2022	Confirmed	Download
134764545	N167639588	27/06/2022	B	WBC	2,000	19.945	123.65	40,015.60	29/06/2022	Confirmed	Download
134660319	N167502404	23/06/2022	B	IGL	3,000	1.730	29.95	5,221.90	27/06/2022	Confirmed	Download
134560260	N167365859	21/06/2022	S	WBC	500	19.500	29.95	9,718.10	23/06/2022	Confirmed	Download
134569626	N167365889	21/06/2022	S	TPW	4,000	3.550	44.02	14,154.03	23/06/2022	Confirmed	Download
134549137	N167365865	21/06/2022	S	ANZ	500	21.750	33.72	10,839.33	23/06/2022	Confirmed	Download
134514957	N167304023	20/06/2022	S	BOQ	3,000	6.540	60.82	19,557.23	22/06/2022	Confirmed	Download
134514339	N167304038	20/06/2022	S	MCP	20,000	0.715	44.33	14,254.24	22/06/2022	Confirmed	Download
134505264	N167304143	20/06/2022	S	TPW	3,000	3.300	29.95	9,868.10	22/06/2022	Confirmed	Download
134534510	N167345603	20/06/2022	S	IGL	3,000	1.455	29.95	4,333.10	22/06/2022	Confirmed	Download
134461192	N167225587	17/06/2022	S	AX1	10,000	1.155	35.81	11,512.24	21/06/2022	Confirmed	Download
134487927	N167288036	17/06/2022	B	ING	10,000	2.620	81.21	26,283.16	21/06/2022	Confirmed	Download
134462951	N167225599	17/06/2022	S	BOQ	5,000	6.432	99.69	32,058.06	21/06/2022	Confirmed	Download
134462679	N167256915	17/06/2022	S	TPW	5,000	3.218	49.87	16,037.97	21/06/2022	Confirmed	Download
134462416	N167225631	17/06/2022	S	TPW	3,000	3.230	29.95	9,658.10	21/06/2022	Confirmed	Download
134461407	N167225581	17/06/2022	S	ANZ	1,500	21.270	98.90	31,804.68	21/06/2022	Confirmed	Download
134364778	N167137249	15/06/2022	B	AMA	40,000	0.175	29.95	7,031.90	17/06/2022	Confirmed	Download
134346254	N167088858	15/06/2022	S	MCP	10,000	0.713	29.95	7,100.03	17/06/2022	Confirmed	Download
134331393	N167088777	15/06/2022	S	BOQ	10,000	6.600	204.59	65,793.46	17/06/2022	Confirmed	Download

183674-78

39923747

134330717	N167088879	15/06/2022	S	WBC	500	20.100	31.15	10,016.90	17/06/2022	Confirmed	Download
134329844	N167088737	15/06/2022	S	ANZ	3,000	22.000	204.59	65,793.46	17/06/2022	Confirmed	Download
134346439	N167088808	15/06/2022	S	TPW	10,000	3.508	108.75	34,970.93	17/06/2022	Confirmed	Download
134229781	N166975164	14/06/2022	S	ABC	20,000	2.510	155.58	50,035.17	16/06/2022	Confirmed	Download
134230796	N166975741	14/06/2022	S	ADH	15,000	1.776	82.57	26,550.58	16/06/2022	Confirmed	Download
134231643	N166976237	14/06/2022	S	AX1	20,000	1.215	75.33	24,222.72	16/06/2022	Confirmed	Download
134234262	N166977900	14/06/2022	S	BFG	20,000	1.098	68.05	21,881.33	16/06/2022	Confirmed	Download
134237843	N166984323	14/06/2022	S	CVN	100,000	0.190	58.89	18,939.16	16/06/2022	Confirmed	Download
134240415	N166981754	14/06/2022	S	WBC	1,000	19.557	60.62	19,494.06	16/06/2022	Confirmed	Download
134240873	N166983440	14/06/2022	S	IGL	10,000	1.482	45.95	14,773.92	16/06/2022	Confirmed	Download
134245774	N166987834	14/06/2022	S	ANZ	4,000	21.740	269.56	86,686.82	16/06/2022	Confirmed	Download
134246307	N166988509	14/06/2022	S	BOQ	10,000	6.510	201.81	64,899.19	16/06/2022	Confirmed	Download
134248378	N166982608	14/06/2022	S	TPW	10,000	3.357	104.06	33,464.43	16/06/2022	Confirmed	Download
134250974	N166994176	14/06/2022	S	SHV	5,000	5.313	82.35	26,480.01	16/06/2022	Confirmed	Download
134297774	N167051803	14/06/2022	S	AX1	30,000	1.193	110.94	35,674.09	16/06/2022	Confirmed	Download
134243761	N166985787	14/06/2022	S	IGL	10,000	1.499	46.46	14,940.52	16/06/2022	Confirmed	Download
134194542	N166922801	10/06/2022	B	WBC	1,500	21.115	98.18	31,772.63	15/06/2022	Confirmed	Download
134153120	N166871721	9/06/2022	B	ANZ	1,000	23.380	72.47	23,454.42	14/06/2022	Confirmed	Download
134108386	N166765951	8/06/2022	B	IGL	5,000	1.690	29.95	8,481.90	10/06/2022	Confirmed	Download
133881118	N166528732	1/06/2022	S	CXO	5,000	1.135	29.95	5,643.10	3/06/2022	Confirmed	Download

Download CSV 45 results found

Display: 10 20

Disclaimer

Show

10659.88 = 5016.78



Download on the App Store. Get it on Google Play.

© 2022 CommSec. All rights reserved. CommSec is a registered trademark of CommSec Limited. All other trademarks are the property of their respective owners. CommSec is a registered trademark of CommSec Limited. All other trademarks are the property of their respective owners.

RECEIVED
01 SEP 2021

BY: LOCKHART

26-1



Australian Government
Australian Taxation Office



041

Statement period 03 Sep 20 to 23 Aug 21
Tax file number 863 576 281
Date of issue 26 August 2021
Statement number 12
Our reference 7123962730836
Internet: www.ato.gov.au Account enquiries: 13 28 66

LOCKHART SUPER FUND
PO BOX 806
OXENFORD QLD 4210

Income Tax Account
Statement of Account

Total account balance as at 23 August 2021

\$0.00

Your refund of \$24,002.14, ATO001100014904075 has been forwarded to your nominated financial institution.

Transaction list - This statement shows transactions for the period 03 September 2020 to 23 August 2021 (inclusive).

Process date	Effective date	Description of transaction	Debit \$	Credit \$	Balance \$
03 Sep 20		OPENING BALANCE			0.00
20 Aug 21	20 Aug 21	Tax return Self Man Superfund - Income Tax for the period from 01 Jul 20 to 30 Jun 21		24,002.14	24,002.14 CR
23 Aug 21	26 Aug 21	EFT refund for Income Tax for the period from 01 Jul 20 to 30 Jun 21	24,002.14		0.00
23 Aug 21		CLOSING BALANCE			0.00

Melinda Smith
Deputy Commissioner of Taxation

Please see over for important information about your statement

Lockhart Superannuation Fund

Trial Balance

As at 30 June 2022

Last Year	Code	Account Name	Units	Debits	Credits
				\$	\$
	23900	Dividends Received			
(4,714.29)	23900/ANZ.AX	Australia And New Zealand Banking Group Limited			
(4,817.14)	23900/ASX.AX	Asx Limited - Ordinary Fully Paid			
(2,057.14)	23900/BOQ.AX	Bank of Queensland Limited. - Ordinary Fully Paid			
(8,442.86)	23900/CBA.AX	Commonwealth Bank of Australia. - Ordinary Fully Paid			
(2,828.57)	23900/COL.AX	Coles Group Limited. - Ordinary Fully Paid			
(6,000.00)	23900/IGL.AX	Ive Group Limited - Ordinary Fully Paid			
(1,500.00)	23900/MVF.AX	Monash Ivf Group Limited - Ordinary Fully Paid			
(24,428.57)	23900/NAB.AX	National Australia Bank Limited - Ordinary Fully Paid			
(1,428.57)	23900/NEC.AX	Nine Entertainment Co. Holdings Limited - Ordinary Fully Paid			
(4,375.00)	23900/ORG.AX	Origin Energy Limited - Ordinary Fully Paid			
(16,914.29)	23900/TLS.AX	Telstra Corporation Limited			
(885.71)	23900/WBC.AX	Westpac Banking Corporation			
(698,768.17)	24700	Changes in Market Values of Investments			
4,180.00	30100	Accountancy Fees			
259.00	30400	ATO Supervisory Levy			
330.00	30700	Auditor's Remuneration			
55.00	30800	ASIC Fees			
	41600	Pensions Paid			
29,725.00	41600/LOCELI00001P	(Pensions Paid) Lockhart, Elizabeth Macilear - Pension (ABP)			
40,000.00	41600/LOGGEO00001P	(Pensions Paid) Lockhart, Geoffrey David - Pension (ABP)			
	46000	Benefits Paid/Transfers Out			
20,000.00	46000/LOCELI00001P	(Benefits Paid/Transfers Out) Lockhart, Elizabeth Macilear - Pension (ABP)			
682,611.31	49000	Profit/Loss Allocation Account			
	50010	Opening Balance			
(1,026,067.27)	50010/LOCELI00001P	(Opening Balance) Lockhart, Elizabeth Macilear - Pension (ABP)			1,394,743.49
(854,624.23)	50010/LOGGEO00001P	(Opening Balance) Lockhart, Geoffrey David - Pension (ABP)			1,168,559.32

Lockhart Superannuation Fund

Trial Balance

As at 30 June 2022

Last Year	Code	Account Name	Units	Debits \$	Credits \$
	53100	Share of Profit/(Loss)			
(418,401.22)	53100/LOCELI00001P	(Share of Profit/(Loss)) Lockhart, Elizabeth Macilear - Pension (ABP)			0.00
(353,935.09)	53100/LOGGEO00001P	(Share of Profit/(Loss)) Lockhart, Geoffrey David - Pension (ABP)			0.00
	54160	Pensions Paid			
29,725.00	54160/LOCELI00001P	(Pensions Paid) Lockhart, Elizabeth Macilear - Pension (ABP)			0.00
40,000.00	54160/LOGGEO00001P	(Pensions Paid) Lockhart, Geoffrey David - Pension (ABP)			0.00
	54500	Benefits Paid/Transfers Out			
20,000.00	54500/LOCELI00001P	(Benefits Paid/Transfers Out) Lockhart, Elizabeth Macilear - Pension (ABP)			0.00
	60400	Bank Accounts			
1,317,709.67	60400/CBA10969344	CBA 064430 10969344		1,317,709.67	
	77600	Shares in Listed Companies (Australian)			
86,250.00	77600/AMA.AX	Ama Group Limited - Ordinary Fully Paid	150,000.0000	86,250.00	
14,075.00	77600/ANZ.AX	Australia And New Zealand Banking Group Limited	500.0000	14,075.00	
9,987.00	77600/CBA.AX	Commonwealth Bank of Australia. - Ordinary Fully Paid	100.0000	9,987.00	
82,750.00	77600/CGC.AX	Costa Group Holdings Limited - Ordinary Fully Paid	25,000.0000	82,750.00	
170,900.00	77600/COL.AX	Coles Group Limited. - Ordinary Fully Paid	10,000.0000	170,900.00	
12,000.00	77600/CXO.AX	Core Lithium Ltd - Ordinary Fully Paid	50,000.0000	12,000.00	
42,700.00	77600/IFL.AX	loof Holdings Limited - Ordinary Fully Paid	10,000.0000	42,700.00	
72,750.00	77600/IGL.AX	Ive Group Limited - Ordinary Fully Paid	50,000.0000	72,750.00	
50,000.00	77600/LIT.AX	Lithium Australia NI - Ordinary Fully Paid	500,000.0000	50,000.00	
26,220.00	77600/NAB.AX	National Australia Bank Limited - Ordinary Fully Paid	1,000.0000	26,220.00	
30,150.00	77600/RFG.AX	Retail Food Group Limited - Ordinary Fully Paid	450,000.0000	30,150.00	
101,250.00	77600/SHV.AX	Select Harvests Limited - Ordinary Fully Paid	15,000.0000	101,250.00	
146,300.00	77600/SXL.AX	Southern Cross Media Group Limited - Ordinary Fully Paid	70,000.0000	146,300.00	
376,000.00	77600/TLS.AX	Telstra Corporation Limited	100,000.0000	376,000.00	
24,261.14	85000	Income Tax Payable/Refundable		24,261.14	

2,563,302.81

2,563,302.81

Current Year Profit/(Loss): 0.00

LOCKHART SUPERANNUATION FUND

Trial Balance at 30/06/2022

Printed: Friday 20 August, 2021 @ 11:51:32

Last Year	Account	Account Name	Units	Debits \$	Credits \$
	235	Capital Gains/(Losses) - Taxable			
(6,207.25)	235/005	Telstra Corporation Limited. - Ordinary Fully Paid			
(94,714.09)	235/008	Commonwealth Bank of Australia. - Ordinary Fully Paid			
(136,510.16)	235/009	National Australia Bank Limited - Ordinary Fully Paid			
(15,178.27)	235/010	Australia and New Zealand Banking Group Limited - Ordinary Fully Paid			
(3,678.97)	235/012	Westpac Banking Corporation - Ordinary Fully Paid			
(6,602.18)	235/025	Origin Energy Limited - Ordinary Fully Paid			
(1,603.97)	235/026	Select Harvests Limited - Ordinary Fully Paid			
(6,828.62)	235/029	Nine Entertainment Co. Holdings Limited - Ordinary Fully Paid			
(57,724.62)	235/034	Wpp Aunz Ltd (ex STW Communications)			
(14,117.37)	235/039	Bank of Queensland Limited. - Ordinary Fully Paid			
7,239.59	235/046	Monash Ivf Group Limited - Ordinary Fully Paid			
134,502.87	235/054	Retail Food Group Limited - Ordinary Fully Paid			
(13,421.41)	235/058	Bendigo and Adelaide Bank Limited - Ordinary Fully Paid			
(3,776.49)	235/063	Ioof Holdings Limited - Ordinary Fully Paid			
2,217.79	235/065	Ive Group Limited - Ordinary Fully Paid			
27,280.89	235/069	Liquefied Natural Gas Limited - Ordinary Fully Paid			
(27,596.11)	235/071	Ama Group Limited - Ordinary Fully Paid			
(630.02)	235/076	Alumina Limited - Ordinary Fully Paid			
2,916.57	235/077	Core Lithium Ltd - Ordinary Fully Paid			
3,082.56	235/078	Agl Energy Limited. - Ordinary Fully Paid			
(9,511.19)	235/079	Asx Limited - Ordinary Fully Paid			
529.64	235/080	Coles Group Limited. - Ordinary Fully Paid			
	236	Capital Gains/(Losses) - Non Taxable			
(1,806.11)	236/005	Telstra Corporation Limited. - Ordinary Fully Paid			
(9,398.89)	236/008	Commonwealth Bank of Australia. - Ordinary Fully Paid			
(10,702.70)	236/009	National Australia Bank Limited - Ordinary Fully Paid			
(4,291.43)	236/010	Australia and New Zealand Banking Group Limited - Ordinary Fully Paid			
(1,839.49)	236/012	Westpac Banking Corporation - Ordinary Fully Paid			
(2,513.68)	236/034	Wpp Aunz Ltd (ex STW Communications)			

LOCKHART SUPERANNUATION FUND

Trial Balance at 30/06/2022

Printed: Friday 20 August, 2021 @ 11:51:32

Last Year	Account	Account Name	Units	Debits \$	Credits \$
(688.70)	236/039	Bank of Queensland Limited. - Ordinary Fully Paid			
	239	Dividends Received			
(16,914.29)	239/005	Telstra Corporation Limited. - Ordinary Fully Paid			
(8,442.86)	239/008	Commonwealth Bank of Australia. - Ordinary Fully Paid			
(24,428.57)	239/009	National Australia Bank Limited - Ordinary Fully Paid			
(4,714.29)	239/010	Australia and New Zealand Banking Group Limited - Ordinary Fully Paid			
(885.71)	239/012	Westpac Banking Corporation - Ordinary Fully Paid			
(4,375.00)	239/020	Origin Energy Limited - Ordinary Fully Paid			
(1,428.57)	239/024	Nine Entertainment Co. Holdings Limited - Ordinary Fully Paid			
(2,057.14)	239/034	Bank of Queensland Limited. - Ordinary Fully Paid			
(1,500.00)	239/041	Monash Ivf Group Limited - Ordinary Fully Paid			
(6,000.00)	239/060	Ive Group Limited - Ordinary Fully Paid			
(4,817.14)	239/074	Asx Limited - Ordinary Fully Paid			
(2,828.57)	239/075	Coles Group Limited. - Ordinary Fully Paid			
(447,196.36)	247	Increase in Market Value of Investments			
4,180.00	301	Accountancy Fees			
259.00	304	ATO Supervisory Levy			
330.00	307	Auditor's Remuneration			
55.00	381	Filing fees - ASIC			
	413	Pensions Paid - Unrestricted Non Preserved - Tax Free			
29,244.00	413/001	Lockhart, Geoffrey David			
15,701.00	413/002	Lockhart, Elizabeth Macilear			
	416	Pensions Paid - Unrestricted Non Preserved - Taxable			
10,756.00	416/001	Lockhart, Geoffrey David			
14,024.00	416/002	Lockhart, Elizabeth Macilear			
682,611.31	490	Profit/Loss Allocation Account			
	496	Benefits Paid - Unrestricted Non Preserved/Taxable			
9,436.00	496/002	Lockhart, Elizabeth Macilear			
	497	Benefits Paid - Unrestricted Non Preserved/Tax Free			
10,564.00	497/002	Lockhart, Elizabeth Macilear			
	501	Lockhart, Geoffrey David (ABP)			
(229,808.46)	501/003	Opening Balance - Unrestricted Non Preserved/Taxable			314,225.61
(624,815.77)	501/004	Opening Balance - Unrestricted Non Preserved/Tax Free			854,333.71
(258,761.94)	501/034	Share of Profit/(Loss) - Unrestricted Non Preserved/Tax Free			

LOCKHART SUPERANNUATION FUND

Trial Balance at 30/06/2022

Printed: Friday 20 August, 2021 @ 11:51:32

Last Year	Account	Account Name	Units	Debits \$	Credits \$
(95,173.15)	501/035	Share of Profit/(Loss) - Unrestricted Non Preserved/Taxable			
10,756.00	501/065	Pensions Paid - Unrestricted Non Preserved/Taxable			
29,244.00	501/068	Pensions Paid - Unrestricted Non Preserved/Tax Free			
	502	Lockhart, Elizabeth Macilear (ABP)			
(484,043.71)	502/003	Opening Balance - Unrestricted Non Preserved/Taxable			657,985.41
(542,023.56)	502/004	Opening Balance - Unrestricted Non Preserved/Tax Free			736,758.08
(220,999.52)	502/034	Share of Profit/(Loss) - Unrestricted Non Preserved/Tax Free			
(197,401.70)	502/035	Share of Profit/(Loss) - Unrestricted Non Preserved/Taxable			
14,024.00	502/065	Pensions Paid - Unrestricted Non Preserved/Taxable			
15,701.00	502/068	Pensions Paid - Unrestricted Non Preserved/Tax Free			
9,436.00	502/083	Benefits Paid - Unrestricted Non Preserved/Taxable			
10,564.00	502/084	Benefits Paid - Unrestricted Non Preserved/Tax Free			
1,317,709.67	604 776	Cash at Bank - CBA 064430 10969344 Shares in Listed Companies (Australian)		1,317,709.67	
376,000.00	776/005	Telstra Corporation Limited. - Ordinary Fully Paid	100,000.0000	376,000.00	
9,987.00	776/008	Commonwealth Bank of Australia. - Ordinary Fully Paid	100.0000	9,987.00	
26,220.00	776/009	National Australia Bank Limited - Ordinary Fully Paid	1,000.0000	26,220.00	
14,075.00	776/010	Australia and New Zealand Banking Group Limited - Ordinary Fully Paid	500.0000	14,075.00	
101,250.00	776/021	Select Harvests Limited - Ordinary Fully Paid	15,000.0000	101,250.00	
30,150.00	776/049	Retail Food Group Limited - Ordinary Fully Paid	450,000.0000	30,150.00	
146,300.00	776/052	Southern Cross Media Group Limited - Ordinary Fully Paid	70,000.0000	146,300.00	
42,700.00	776/058	Ioof Holdings Limited - Ordinary Fully Paid	10,000.0000	42,700.00	
72,750.00	776/060	Ive Group Limited - Ordinary Fully Paid	50,000.0000	72,750.00	
82,750.00	776/063	Costa Group Holdings Limited - Ordinary Fully Paid	25,000.0000	82,750.00	
50,000.00	776/065	Lithium Australia NI - Ordinary Fully Paid	500,000.0000	50,000.00	
86,250.00	776/066	Ama Group Limited - Ordinary Fully Paid	150,000.0000	86,250.00	
12,000.00	776/072	Core Lithium Ltd - Ordinary Fully Paid	50,000.0000	12,000.00	
170,900.00	776/075	Coles Group Limited. - Ordinary Fully Paid	10,000.0000	170,900.00	
	850	Income Tax Payable			
	850/001	Income Tax Payable		24,261.14	

LOCKHART SUPERANNUATION FUND

Trial Balance at 30/06/2022

Printed: Friday 20 August, 2021 @ 11:51:32

Last Year	Account	Account Name	Units	Debits \$	Credits \$
22,205.14	850/002	Imputed Credits			
2,056.00	850/005	Tax File Number Credits			
0.00				<u>2,563,302.81</u>	<u>2,563,302.81</u>

Current Year Profit/(Loss): \$0.00