
Workpapers - 2022 Financial Year

Tawfik Super Fund

Preparer: Louisse Montiel

Reviewer: Steven Lee

Printed: 12 January 2023

Lead Schedule

2022 Financial Year

Code	Workpaper	CY Balance	LY Balance	Change	Status
23800	Distributions Received	(\$14,275.21)	(\$3,841.97)	271.56%	Completed
23900	Dividends Received	(\$11,012.88)	(\$8,229.23)	33.83%	Completed
24200	Contributions	(\$29,019.53)	(\$8,062.05)	259.95%	Completed
24700	Changes in Market Values of Investments	\$129,764.62	(\$24,139.20)	(637.57)%	Completed
25000	Interest Received	(\$0.42)	(\$1.40)	(70)%	Completed
30100	Accountancy Fees	\$675.00	\$745.00	(9.4)%	Completed
30400	ATO Supervisory Levy		\$259.00	100%	Completed
30700	Auditor's Remuneration	\$550.00	\$450.00	22.22%	Completed
31500	Bank Charges		\$2.50	100%	Completed
48500	Income Tax Expense	(\$11,641.25)	\$2,958.96	(493.42)%	Completed
49000	Profit/Loss Allocation Account	(\$65,040.33)	\$39,858.39	(263.18)%	Completed
50000	Members	(\$483,487.54)	(\$548,527.87)	(11.86)%	Completed
60400	Bank Accounts	\$3,734.75	\$35,806.23	(89.57)%	Completed
61800	Distributions Receivable	\$14,275.21	\$3,841.97	271.56%	Completed
74800	Managed Investments (Overseas)	\$100,431.23	\$170,818.51	(41.21)%	Completed
77600	Shares in Listed Companies (Australian)	\$188,411.78	\$210,972.28	(10.69)%	Completed
77700	Shares in Listed Companies (Overseas)	\$10,800.00	\$11,574.00	(6.69)%	Completed

Code	Workpaper	CY Balance	LY Balance	Change	Status
77800	Shares in Unlisted Companies (Australian)	\$133,453.96	\$89,888.64	48.47%	Completed
77900	Shares in Unlisted Private Companies (Overseas)	\$6,315.12	\$11,172.00	(43.47)%	Completed
85000	Income Tax Payable /Refundable	\$1,091.73	\$446.40	144.56%	Completed
88000	Sundry Creditors	(\$1,225.00)	(\$1,195.00)	2.51%	Completed
89000	Deferred Tax Liability/Asset	\$26,198.76	\$15,202.84	72.33%	Completed
A	Financial Statements				Completed
B	Permanent Documents				Completed
C	Other Documents				Completed
D	Pension Documentation				Completed
E	Estate Planning				Completed

23800 - Distributions Received

2022 Financial Year

Preparer Lousse Montiel

Reviewer Steven Lee

Status Completed

Account Code	Description	CY Balance	LY Balance	Change
OMF1140AU1	Lakehouse Global Growth Fund	(\$14,275.21)	(\$3,841.97)	271.56%
TOTAL		CY Balance	LY Balance	
		(\$14,275.21)	(\$3,841.97)	

Supporting Documents

- Distribution Reconciliation Report [Report](#)
- Lakehouse_LHGG_Tax Statement_001016_D_2022-06-30.pdf [OMF1140AU1](#)

Standard Checklist

- Attach a copy of all Tax Statements
- Attach a copy of Distribution Reconciliation Report
- Ensure all Distributions have been reviewed on [Distribution Tax Automation](#)

Tawfik Super Fund

Distribution Reconciliation Report

For The Period 01 July 2021 - 30 June 2022

Date	Payment Received	Non Primary Production Income (A) * ₁				Distributed Capital Gains (B) * ₂					Foreign Income * ₃		Non-Assessable			Taxable Income
		Franked	Unfranked	Interest/ Other	Franking Credits	Discounted (After Discount)	Rate * ₅	CGT Concession	Indexed	Other	Foreign Income	Foreign Credits	Tax Exempt	Tax Free	Tax Deferred / AMIT * ₆	
Managed Investments (Overseas)																
OMF1140AU Lakehouse Global Growth Fund																
30/06/2022	14,275.21						S									0.00
30/06/2022	0.00	0.00	0.00	0.20	0.00	6,601.81	I	6,601.81	0.00	0.00	1,071.39	53.23	0.00	0.00	0.00	7,726.63
	14,275.21	0.00	0.00	0.20	0.00	6,601.81		6,601.81	0.00	0.00	1,071.39	53.23	0.00	0.00	0.00	7,726.63
<i>Net Cash Distribution:</i>	14,275.21															
	14,275.21	0.00	0.00	0.20	0.00	6,601.81		6,601.81	0.00	0.00	1,071.39	53.23	0.00	0.00	0.00	7,726.63

Tawfik Super Fund

Distribution Reconciliation Report

For The Period 01 July 2021 - 30 June 2022

Date	Non Primary Production Income (A) * ₁				Distributed Capital Gains (B) * ₂				Foreign Income * ₃		Non-Assessable				Taxable Income	
	Payment Received	Franked	Unfranked	Interest/ Other	Franking Credits	Discounted (After Discount)	Rate * ₅	CGT Concession	Indexed	Other	Foreign Income	Foreign Credits	Tax Exempt	Tax Free		Tax Deferred / AMIT * ₆
TOTAL	14,275.21	0.00	0.00	0.20	0.00	6,601.81		6,601.81	0.00	0.00	1,071.39	53.23	0.00	0.00	0.00	7,726.63

Total Distributed Gains

Discount Rate	Discounted	Gross
Superfund 1/3	0.00	0.00
Individual 50%(I)	6,601.81	13,203.62
Total	6,601.81	13,203.62

*₁ Summary of Non Primary Production Income (A)

Tax Label	Franked	Unfranked	Interest/Other	Less Other Deduction	Income Before Credits * ₇	Franking Credits	Total Including Credits
11M Gross trust distributions	0.00	0.00	0.20	0.00	0.20	0.00	0.20

*₂ Forms part of the Net Capital Gains calculation for Tax Label 11A.

*₃ Forms part of the Foreign Credits calculation for Tax Label 11D, D1, 13C1.

*₄ Taxable Income is designed to match Tax Statement provided by Fund Manager.

Taxable Income in the SMSF Annual Return will be different due to application of Capital Losses in Net Capital Gain calculation and application of different discount method.

*₅ This is the discount rate selected for the transaction. "S" being Super Funds at 1/3 and "I" being Individual at 50%.

*₆ AMIT cost base net increase is reflected as negative amount i.e. negative tax deferred and AMIT cost base net decrease is reflected as positive amount i.e. positive tax deferred.

*₇ Sum of Income Before Credits reconciles with Taxable Trust Distributions in Statement of Taxable Income.

^ Variance between Payment Received and Net Cash Distribution.

20 July 2022

Mr Joseph Tawfik and Mrs Louise Tawfik<Tawfik Superannuation Fund>
38 Ballast Point Road
BIRCHGROVE NSW 2041

Investor Number : 20122212

Attribution Managed Investment Trust Member Annual (AMMA) Statement For the year ended 30 June 2022 Lakehouse Global Growth Fund

Part A - Your Details

You are recorded as being: Superannuation Fund
Australian Tax File Number (TFN) / ABN Quoted: Provided
Country of residence at 30 Jun 2022: Australia

Part B - Summary of 2022 Tax Return (supplementary section) Items

	Amount	Tax return label
Share of net income from trusts, less net capital gains, foreign income and franked distributions	0.20	13U
Franked distributions from trusts	0.00	13C
Other deductions relating to non-primary production income	0.00	13Y
Share of credit for foreign resident withholding amounts (excluding capital gains)	0.00	13A
Share of National rental affordability scheme tax offset	0.00	13B
Share of credit for tax withheld where Australian business number not quoted	0.00	13P
Share of franking credit from franked dividends	0.00	13Q
Share of credit for tax file number amounts withheld from interest, dividends and unit trust distributions	0.00	13R
Share of credit for tax paid by trustee	0.00	13S
Early stage venture capital limited partnership: current year tax offset	0.00	T7K
Early stage investor: current year tax offset	0.00	T8L
Other refundable tax offsets: Exploration credits	0.00	T9 (Code E)
Net capital gain	6,601.81	18A
Total current year capital gains	13,203.62	18H
Credit for foreign resident capital gains withholding amounts	0.00	18X
CFC Income	0.00	19K
Transferor trust income	0.00	19B
Assessable foreign source income	1,124.62	20E
Other net foreign source income	1,124.62	20M
Australian franking credits from a New Zealand franking company	0.00	20F
Foreign Income Tax Offsets *	53.23	20O

* The foreign income tax offset represents foreign income tax offsets in respect of both foreign income and foreign capital gains derived by the Fund. Foreign income tax offsets on foreign capital gains have not been reduced by the capital gains tax discount.

Please retain this statement for Income Tax Purposes

For all registry enquiries please contact:
Mainstream Fund Services Pty Ltd
T: 1300 133 451
E: registry@mainstreamgroup.com

For all investment enquiries please contact:
Lakehouse Capital Pty Ltd
Investor Relations
T: (02) 8294 9800
E: investorsupport@lakehousecapital.com.au

Part C	Component of attribution	Cash Distribution	Tax Paid/Frinking Credit (grossed up)	Attribution	Tax return Label
Australian Income					
	Interest (subject to withholding tax)	0.00		0.00	
	Interest (not subject to withholding tax)	0.00		0.00	
	Dividends: unfranked amount	0.00		0.00	
	Dividends: unfranked amount declared to be CFI	0.00		0.00	
	Dividends: unfranked amount not declared to be CFI	0.00		0.00	
	Dividends: less LIC capital gain deduction	0.00		0.00	
	Other assessable Australian income	0.20		0.20	
	NCMI - Non-primary production	0.00		0.00	
	Excluded from NCMI - Non-primary production	0.00		0.00	
	Share of net income from trusts, less net capital gains, foreign income and franked distributions	0.20		0.20	13U
	Dividends: Franked amount	0.00	0.00	0.00	13C/13Q
Capital gains					
	Capital gains discount - Taxable Australian property	0.00		0.00	
	Capital gains discount - Non-Taxable Australian property	6,601.81	0.00	6,601.81	
	Capital gains other - Taxable Australian property	0.00		0.00	
	Capital gains other - Non-Taxable Australian property	0.00	0.00	0.00	
	NCMI capital gains	0.00		0.00	
	Excluded from NCMI capital gains	0.00		0.00	
	Net capital gain	6,601.81	0.00	6,601.81	18A
	AMIT CGT gross up amount	0.00		6,601.81	
	Other capital gains distribution	6,601.81		0.00	
	Total current year capital gains	13,203.62	0.00	13,203.62	18H
Foreign income					
	Other net foreign source income	1,071.39	53.23	1,124.62	20M/20O
	Assessable foreign source income	1,071.39	53.23	1,124.62	20E
	Australian franking credits from a New Zealand franking company	0.00	0.00	0.00	20F
	CFC income	0.00		0.00	19K
	Transferor trust income	0.00		0.00	19B
	Total foreign income	1,071.39	53.23	1,124.62	
Tax offsets					
	Franking credit tax offset (including Australian franking credits from a New Zealand franking company)	0.00		13Q / 20F	
	Foreign income tax offset	53.23		20O	
	Total tax offsets	53.23			

For all registry enquiries please contact:

Mainstream Fund Services Pty Ltd

T: 1300 133 451

E: registry@mainstreamgroup.com

For all investment enquiries please contact:

Lakehouse Capital Pty Ltd

Investor Relations

T: (02) 8294 9800

E: investorsupport@lakehousecapital.com.au

<u>Other non-assessable amounts and cost base details</u>	Cash distribution	Attribution/Amount	Other amount
Net exempt income	0.00	0.00	
Non-assessable non-exempt amount	0.00	0.00	
Other non-attributable amounts	0.00		

Gross cash distribution	14,275.21		14,275.21
AMIT cost base net amount - excess (decrease)			0.00
AMIT cost base net amount - shortfall (increase)			0.00

<u>Other amounts deducted from trust distribution</u>	Cash Amount	Tax return label
TFN amounts withheld	0.00	13R
Non-resident withholding tax deducted	0.00	
Other expenses	0.00	13Y
Credit for foreign resident capital gains withholding	0.00	18X
Net cash distribution	14,275.21	

For all registry enquiries please contact:

Mainstream Fund Services Pty Ltd

T: 1300 133 451

E: registry@mainstreamgroup.com

For all investment enquiries please contact:

Lakehouse Capital Pty Ltd

Investor Relations

T: (02) 8294 9800

E: investorsupport@lakehousecapital.com.au

This guide provides general information and has been prepared to assist you in understanding the various components of the Attribution Managed Investment Trust Member Annual (AMMA) Statement which you have received from the Fund in relation to the year ended 30 June 2022. This guide has been prepared to assist you in completing your income tax return for the year ending 30 June 2022.

Australian tax laws are complex and each unitholder's particular circumstances will be different. You should seek your own tax advice before taking any action based on this guide and consult your professional tax advisor for advice specific to your circumstances. This guide should be read in conjunction with the Australian Taxation Office's (ATO's) instructions and publications. The comments contained in this guide do not constitute legal, tax or financial planning advice. They are general in nature, offered on an informative basis only and are not intended to cover all of the potential tax consequences in relation to a particular unitholder. Certain items discussed in this guide may not apply to certain unitholders (for example, due to the unitholder's residency, entity type or some other factor).

The Fund is an Attribution Managed Investment Trust (AMIT) for the year ended 30 June 2022. Your AMMA Statement includes amounts attributed to you from the Fund relating to the year ended 30 June 2022. You may be required to include these amounts in your tax return for the 2022 financial year.

This AMMA Statement is prepared for an Australian resident individual investor who holds units in the Fund on a capital account. Unitholders should seek professional taxation advice in relation to this AMMA statement.

Part A - Your details

Part A are the details you provided and reported at the time this statement was generated.

Part B - Tax return information

Part B is a summary of the amounts attributed to you from the Fund that are relevant for the completion of your 2022 tax return. Depending on your circumstances, you may be able to copy the amounts from Part B of this AMMA statement to your corresponding labels of the Tax Return (Supplementary Section) 2022. The breakdown of the components is shown in Part C of your AMMA statement.

Part C - Component of attribution

This section of your AMMA Statement gives you a detailed breakdown of the cash paid to you and the amounts attributed to you. The information in Part C of your AMMA Statement may be required for you to complete other parts of your income tax return.

1. Australian income

The details provide a breakdown of Label 13U Non-primary production income and Label 13C Franked distributions from trusts. This information may be necessary for those investors who use the Application for refund of franking credits for individuals during 2022.

2. Capital gains

Capital gains discount - Taxable Australian Property (TAP) and Non-Taxable Australian Property (NTAP)

The capital gains tax (CGT) discount is generally available for gains on the disposal of investments that have been held for at least 12 months. These items are that part of the Fund's net capital gain that represents discount capital gains paid and attributed to you. Resident individuals and trusts (conditions apply) may be eligible for a 50% CGT discount and resident complying superannuation funds may be eligible for a 33.33% CGT discount. Companies are not eligible for the CGT discount.

Capital gains other - Taxable Australian Property (TAP) and Non-Taxable Australian Property (NTAP)

These items are capital gains paid and attributed to you in relation to the disposal of investments held by the Fund which are held for less than 12 months. The CGT discount is not available in relation to such gains.

Net capital gains

This amount represents the taxable capital gains which is the sum of the capital gains (discounted and other methods) and any foreign tax paid on capital gains.

AMIT CGT gross up amount

This item shows the additional amount treated as capital gains of a unitholder under ss 276-85(3) and (4) of the Income Tax Assessment Act 1997 (ITAA 1997), and is included in the AMIT cost base increase amount under s104-107E of the ITAA 1997. This amount is equal to the sum of the attribution column for Capital gains discount - Taxable Australian Property (TAP) and Capital gains discount - Non-Taxable Australian Property (NTAP).

Other capital gains distribution

Other capital gains distributions are shown in the Cash distribution column to represent the total amount of cash distributed in relation to all capital gains, other than the amounts already shown in the Cash distribution columns for Capital gains discount - NTAP & TAP and Capital gains other - NTAP & TAP.

3. Foreign income

The Foreign income section includes all foreign income except foreign capital gains. Foreign tax paid on foreign income (other than foreign capital gains) is also shown here.

4. Other non-assessable amounts and cost base details

Other non-assessable amounts have been divided into three categories depending on the nature of the amount. These amounts may not be immediately assessable for income tax purposes and may not be required to be included in your tax return. However, they may be relevant when determining any adjustment to the cost base of your unit holding and may be relevant in working out your gain/loss at the time you dispose of your units in the Fund.

Other non-attributable amounts

Other non-attributable amounts are cash distributions paid to you that exceed the attribution amount, to the extent they are not already shown in other components. These amounts are reflected in the calculation of the AMIT cost base net amount - excess or shortfall. It does not include Other capital gains distributions which are shown at the capital gains section.

AMIT cost base net amounts

Under the AMIT regime you are required to adjust your cost base of your units as follows:

AMIT cost base net amount - excess (decrease). You must reduce the cost base and reduced cost base of your units in the Fund by the AMIT cost base net amount - excess. A capital gain may also arise if your AMIT cost base net amount - excess is greater than your cost base of your units in the Fund.

AMIT cost base net amount - shortfall (increase). You must increase the cost base and reduced cost base of your units in the Fund by the AMIT cost base net amount - shortfall.

End of Document

For all registry enquiries please contact:

Mainstream Fund Services Pty Ltd

T: 1300 133 451

E: registry@mainstreamgroup.com

For all investment enquiries please contact:

Lakehouse Capital Pty Ltd

Investor Relations

T: (02) 8294 9800

E: investorsupport@lakehousecapital.com.au

23900 - Dividends Received

2022 Financial Year

Preparer Louise Montiel

Reviewer Steven Lee

Status Completed

Account Code	Description	CY Balance	LY Balance	Change
ANZ.AX	Australia And New Zealand Banking Group Limited	(\$3,160.92)	(\$1,335.60)	136.67%
MYR.AX	Myer Holdings Limited	(\$255.00)		100%
NAB.AX	National Australia Bank Limited	(\$845.71)	(\$390.00)	116.85%
OZL.AX	Oz Minerals Limited		(\$162.50)	100%
P8A.SGX	Cordlife Group Limited		(\$201.13)	100%
PAI.AX	Platinum Asia Investments Limited - Ordinary Fully Paid	(\$4,250.00)	(\$3,500.00)	21.43%
PTM.AX	Platinum Asset Management Limited	(\$1,320.00)	(\$1,380.00)	(4.35)%
TGR.AX	Tassal Group Limited	(\$1,181.25)	(\$1,260.00)	(6.25)%
TOTAL		CY Balance	LY Balance	
		(\$11,012.88)	(\$8,229.23)	

Supporting Documents

- Investment Income Comparison Report [Report](#)
- Dividend Reconciliation Report [Report](#)

Standard Checklist

- Attach copies of all dividend statements
- Attach copy of Dividend Reconciliation Report
- Attach copy of Investment Income Comparison Report

Tawfik Super Fund

Dividend Reconciliation Report

For The Period 01 July 2021 - 30 June 2022

Date	Net Payment Received	Australian Income			Foreign Income			Withheld		
		Unfranked	Franked	Franking Credits	Foreign Income	Foreign Credits	NZ Credits	TFN Withheld	Non-Resident	LIC Deduction
Shares in Listed Companies (Australian)										
ANZ.AX Australia And New Zealand Banking Group Limited										
01/07/2021	1,558.20	0.00	1,558.20	667.80						
16/12/2021	1,602.72	0.00	1,602.72	686.88						
	3,160.92	0.00	3,160.92	1,354.68						
MYR.AX Myer Holdings Limited										
12/05/2022	255.00	0.00	255.00	109.29						
	255.00	0.00	255.00	109.29						
NAB.AX National Australia Bank Limited										
02/07/2021	394.80	0.00	394.80	169.20						
15/12/2021	450.91	0.00	450.91	193.25						
	845.71	0.00	845.71	362.45						
PAI.AX Platinum Asia Investments Limited - Ordinary Fully Paid										
16/09/2021	3,000.00	0.00	3,000.00	1,285.71						
18/03/2022	1,250.00	0.00	1,250.00	535.71						
	4,250.00	0.00	4,250.00	1,821.42						
PTM.AX Platinum Asset Management Limited										

Tawfik Super Fund

Dividend Reconciliation Report

For The Period 01 July 2021 - 30 June 2022

Date	Net Payment Received	Australian Income			Foreign Income			Withheld		
		Unfranked	Franked	Franking Credits	Foreign Income	Foreign Credits	NZ Credits	TFN Withheld	Non-Resident	LIC Deduction
16/09/2021	720.00	0.00	720.00	308.57						
18/03/2022	600.00	0.00	600.00	257.14						
	1,320.00	0.00	1,320.00	565.71						
TGR.AX Tassal Group Limited										
29/09/2021	551.25	551.25	0.00	0.00						
30/03/2022	630.00	630.00	0.00	0.00						
	1,181.25	1,181.25	0.00	0.00						
	11,012.88	1,181.25	9,831.63	4,213.55						
TOTAL	11,012.88	1,181.25	9,831.63	4,213.55						

Tax Return Reconciliation

	Totals	Tax Return Label
Unfranked	1,181.25	J
Franked Dividends	9,831.63	K
Franking Credits	4,213.55	L

Tawfik Super Fund

Investment Income Comparison Report

As at 30 June 2022

Investment	Ledger Data				ASX & UUT Data						
	Transaction Date	Income Amount	Franking Credit	Date Payable	Ex Div/Dist Date	Units On Hand	45 Day Qualified	Amount per share/unit	Estimated Income	Estimated Franking*	
Reconciled											
Managed Investments (Overseas)											
OMF1140AU	Lakehouse Global Growth Fund	30/06/2022	14,275.21	0.00	30/06/2022	30/06/2022	79,273.21	79,273.21	0.1801	14,275.21	
			14,275.21	0.00					0.1801	14,275.21	
Shares in Listed Companies (Australian)											
ANZ.AX	Australia And New Zealand Banking Group Limited	01/07/2021	1,558.20	667.80	01/07/2021	10/05/2021	2,226.00	2,226.00	0.7000	1,558.20	667.80
ANZ.AX	Australia And New Zealand Banking Group Limited	16/12/2021	1,602.72	686.88	16/12/2021	08/11/2021	2,226.00	2,226.00	0.7200	1,602.72	686.88
MYR.AX	Myer Holdings Limited	12/05/2022	255.00	109.29	12/05/2022	23/03/2022	17,000.00	17,000.00	0.0150	255.00	109.29
NAB.AX	National Australia Bank Limited	02/07/2021	394.80	169.20	02/07/2021	13/05/2021	658.00	658.00	0.6000	394.80	169.20
NAB.AX	National Australia Bank Limited	15/12/2021	450.91	193.25	15/12/2021	15/11/2021	673.00	673.00	0.6700	450.91	193.25
PAI.AX	Platinum Asia Investments Limited - Ordinary Fully Paid	16/09/2021	3,000.00	1,285.71	16/09/2021	26/08/2021	50,000.00	50,000.00	0.0600	3,000.00	1,285.71
PAI.AX	Platinum Asia Investments Limited - Ordinary Fully Paid	18/03/2022	1,250.00	535.71	18/03/2022	24/02/2022	50,000.00	50,000.00	0.0250	1,250.00	535.71
PTM.AX	Platinum Asset Management Limited	16/09/2021	720.00	308.57	16/09/2021	02/09/2021	6,000.00	6,000.00	0.1200	720.00	308.57
PTM.AX	Platinum Asset Management Limited	18/03/2022	600.00	257.14	18/03/2022	02/03/2022	6,000.00	6,000.00	0.1000	600.00	257.14
TGR.AX	Tassal Group Limited	29/09/2021	551.25	0.00	29/09/2021	14/09/2021	7,875.00	7,875.00	0.0700	551.25	0.00
TGR.AX	Tassal Group Limited	30/03/2022	630.00	0.00	30/03/2022	14/03/2022	7,875.00	7,875.00	0.0800	630.00	0.00
			11,012.88	4,213.55					3.1600	11,012.88	4,213.55
			25,288.09	4,213.55					3.3401	25,288.09	4,213.55

*Franking credit is estimated using 45 day qualified units. The estimation might not be accurate for preference shares and hedging arrangements.

24200 - Contributions

2022 Financial Year

Preparer Lousse Montiel

Reviewer Steven Lee

Status Completed

Account Code	Description	CY Balance	LY Balance	Change
TAWJOS00001A	(Contributions) Tawfik, Joseph - Accumulation (Accumulation)	(\$10,000.00)		100%
TAWLOU00001A	(Contributions) Tawfik, Louise - Accumulation (Accumulation)	(\$19,019.53)	(\$8,062.05)	135.91%
TOTAL		CY Balance	LY Balance	
		(\$29,019.53)	(\$8,062.05)	

Supporting Documents

- Contributions Breakdown Report [Report](#)
- Tawfik Super Fund 2022_Queries_02_responses.docx
- Super Contributions_2022.xlsx [TAWLOU00001A](#)

Standard Checklist

- Attach copies of S290-170 notices (if necessary)
- Attach copy of Contributions Breakdown Report
- Attach SuperStream Contribution Data Report
- Check Fund is registered for SuperStream (if necessary)
- Ensure all Contributions have been allocated from Bank Accounts
- Ensure Work Test is satisfied if members are over 65

Tawfik Super Fund

Contributions Breakdown Report

For The Period 01 July 2021 - 30 June 2022

Summary

Member	D.O.B	Age (at 30/06/2021)	Total Super Balance (at 30/06/2021) *1	Concessional	Non-Concessional	Other	Reserves	Total
Tawfik, Joseph	Provided	53	304,961.53	0.00	10,000.00	0.00	0.00	10,000.00
Tawfik, Louise	Provided	53	243,566.34	9,019.53	10,000.00	0.00	0.00	19,019.53
All Members				9,019.53	20,000.00	0.00	0.00	29,019.53

*1 TSB can include information external to current fund's transaction records. The amount is per individual across all funds.

Contribution Caps

Member	Contribution Type	Contributions	Cap	Current Position
Tawfik, Joseph	Concessional (5 year carry forward cap available)	0.00	102,500.00	102,500.00 Below Cap
	Non-Concessional	10,000.00	110,000.00	100,000.00 Below Cap
Tawfik, Louise	Concessional (5 year carry forward cap available)	9,019.53	80,874.56	71,855.03 Below Cap
	Non-Concessional	10,000.00	110,000.00	100,000.00 Below Cap

Carry Forward Unused Concessional Contribution Cap

Member	2017	2018	2019	2020	2021	2022	Current Position
Tawfik, Joseph							
Concessional Contribution Cap	30,000.00	25,000.00	25,000.00	25,000.00	25,000.00	27,500.00	
Concessional Contribution	0.00	0.00	0.00	0.00	0.00	0.00	
Unused Concessional Contribution	0.00	0.00	25,000.00	25,000.00	25,000.00	27,500.00	
Cumulative Carry Forward Unused	N/A	N/A	0.00	25,000.00	50,000.00	75,000.00	
Maximum Cap Available	30,000.00	25,000.00	25,000.00	50,000.00	75,000.00	102,500.00	102,500.00 Below Cap
Total Super Balance	0.00	208,863.65	218,429.59	243,254.19	286,501.46	304,961.53	
Tawfik, Louise							
Concessional Contribution Cap	30,000.00	25,000.00	25,000.00	25,000.00	25,000.00	27,500.00	
Concessional Contribution	3,493.55	5,114.99	5,710.23	7,853.16	8,062.05	9,019.53	
Unused Concessional Contribution	0.00	0.00	19,289.77	17,146.84	16,937.95	18,480.47	
Cumulative Carry Forward Unused	N/A	N/A	0.00	19,289.77	36,436.61	53,374.56	
Maximum Cap Available	30,000.00	25,000.00	25,000.00	44,289.77	61,436.61	80,874.56	71,855.03 Below Cap
Total Super Balance	0.00	145,431.04	156,944.94	181,355.92	222,168.02	243,566.34	

NCC Bring Forward Caps

Member	Bring Forward Cap	2019	2020	2021	2022	Total	Current Position
Tawfik, Joseph	N/A	5,000.00	5,000.00	0.00	10,000.00	N/A	Bring Forward Not Triggered
Tawfik, Louise	N/A	5,000.00	5,000.00	0.00	10,000.00	N/A	Bring Forward Not Triggered

Tawfik, Joseph

Date	Transaction Description	Ledger Data					SuperStream Data				
		Contribution Type	Concessional	Non-Concession	Other	Reserves	Contribution	Employer	Concessional	Non-Concess	Other
19/10/2021	TAWFIK,JOSEPH Contribution	Personal - Non-Concessional		5,000.00							
09/06/2022	Kinetic consult Loan Repayment	Personal - Non-Concessional		5,000.00							
Total - Tawfik, Joseph			0.00	10,000.00	0.00	0.00			0.00	0.00	0.00

Tawfik, Louise

Date	Transaction Description	Ledger Data					SuperStream Data				
		Contribution Type	Concessional	Non-Concession	Other	Reserves	Contribution	Employer	Concessional	Non-Concess	Other
05/07/2021	PRECISION CH PASCH2106300004 132	Employer	958.50								
04/08/2021	PRECISION CH PASCH2107300002 146	Employer	708.81								
03/09/2021	PRECISION CH PASCH2108310004 540	Employer	695.24								
08/10/2021	PRECISION CH PASCH2110050001 555	Employer	695.24								
19/10/2021	TAWFIK,JOSEPH Contribution	Personal - Non-Concessional		5,000.00							
04/11/2021	PRECISION CH PASCH2111010005 233	Employer	695.24								
09/12/2021	PRECISION CH	Employer	695.24								

	4159							
11/01/2022	PRECISION CH PASCH2201060004 349	Employer	1,042.86					
22/02/2022	PRECISION CH PASCH2202170006 874	Employer	705.68					
03/03/2022	PRECISION CH PASCH2202280004 895	Employer	705.68					
08/04/2022	PRECISION CH PASCH2204050006 073	Employer	705.68					
09/05/2022	PRECISION CH PASCH2205040002 596	Employer	705.68					
03/06/2022	PRECISION CH PASCH2205300004 887	Employer	705.68					
09/06/2022	Kinetic consult Loan Repayment	Personal - Non- Concessional		5,000.00				
Total - Tawfik, Louise			9,019.53	10,000.00	0.00	0.00	0.00	0.00
Total for All Members			9,019.53	20,000.00	0.00	0.00	0.00	0.00

Tawfik Super Fund 2022

Queries 02

1. Encompass Corporation Pty Ltd – 26,555 units
 - a. Please provide share certificate for the newly acquired shares. Response: [Provided in Dropbox](#)
 - b. Please confirm the market value as at 30/06/2022. Response: [at £2.85 per share in October 2021.](#)

2. Please provide details and documents for the below transactions from Macquarie Bank:

Date	Description	Amount		Response
19/10/2021	TAWFIK,JOSEPH Contribution	10,000.00	Cash In	Contribution split equally between Louise and Myself
09/06/2022	Kinetic consult Loan Repayment	10,000.00	Cash In	Contribution split equally between Louise and Myself. Ignore the narration. It is incorrect. It is a contribution.

[Please confirm these were non-concessional contributions.](#) Response: Yes

Superannuation contributions					
Date	Message summary	Member	Contributions	Employer	Actions
4-Nov-22	\$740.96Funds Transfer on 04 Nov 2022	LOUISE TAWFIK	Employer Super Guarantee - \$740.96	Museum of Contemporary Art	
6-Oct-22	\$740.96Funds Transfer on 06 Oct 2022	LOUISE TAWFIK	Employer Super Guarantee - \$740.96	Museum of Contemporary Art	
7-Sep-22	\$740.96Funds Transfer on 07 Sep 2022	LOUISE TAWFIK	Employer Super Guarantee - \$740.96	Museum of Contemporary Art	
5-Aug-22	\$740.96Funds Transfer on 05 Aug 2022	LOUISE TAWFIK	Employer Super Guarantee - \$740.96	Museum of Contemporary Art	
19-Jul-22	\$1,058.52Funds Transfer on 19 Jul 2022	LOUISE TAWFIK	Employer Super Guarantee - \$1,058.52	Museum of Contemporary Art	
3-Jun-22	\$705.68Funds Transfer on 03 Jun 2022	LOUISE TAWFIK	Employer Super Guarantee - \$705.68	Museum of Contemporary Art	
11-May-22	\$705.68Funds Transfer on 09 May 2022	LOUISE TAWFIK	Employer Super Guarantee - \$705.68	Museum of Contemporary Art	
8-Apr-22	\$705.68Funds Transfer on 08 Apr 2022	LOUISE TAWFIK	Employer Super Guarantee - \$705.68	Museum of Contemporary Art	
3-Mar-22	\$705.68Funds Transfer on 03 Mar 2022	LOUISE TAWFIK	Employer Super Guarantee - \$705.68	Museum of Contemporary Art	
22-Feb-22	\$705.68Funds Transfer on 22 Feb 2022	LOUISE TAWFIK	Employer Super Guarantee - \$705.68	Museum of Contemporary Art	
4-Nov-21	\$695.24Funds Transfer on 04 Nov 2021	LOUISE TAWFIK	Employer Super Guarantee - \$695.24	Museum of Contemporary Art	
8-Oct-21	\$695.24Funds Transfer on 08 Oct 2021	LOUISE TAWFIK	Employer Super Guarantee - \$695.24	Museum of Contemporary Art	
3-Sep-21	\$695.24Funds Transfer on 03 Sep 2021	LOUISE TAWFIK	Employer Super Guarantee - \$695.24	Museum of Contemporary Art	

4-Aug-21	\$708.81 Funds Transfer on 04 Aug 2021	LOUISE TAWFIK	Employer Super Guarantee - \$708.81	Museum of Contemporary Art
5-Jul-21	\$958.50 Funds Transfer on 05 Jul 2021	LOUISE TAWFIK	Employer Super Guarantee - \$958.50	Museum of Contemporary Art

24700 - Changes in Market Values of Investments

2022 Financial Year

Preparer Louise Montiel

Reviewer Steven Lee

Status Completed

Account Code	Description	CY Balance	LY Balance	Change
24700	Changes in Market Values of Investments	\$129,764.62	(\$24,139.20)	(637.57)%
TOTAL		CY Balance	LY Balance	
		\$129,764.62	(\$24,139.20)	

Supporting Documents

- Net Capital Gains Reconciliation [Report](#)
- Market Movement [Report](#)
- Realised Capital Gain Report [Report](#)

Standard Checklist

- Attach copies of Source Documentation (Contract Notes, Broker Statements, Chess Statements, Contracts of Sale, Managed Fund Statements etc)
- Attach copy of Market Movement report
- Attach copy of Net Capital Gains Reconciliation
- Attach copy of Realised Capital Gain Report
- Ensure all Asset Disposals have been entered
- Ensure all Market Values have been entered for June 30
- Ensure all Tax Deferred Distributions have been entered

Tawfik Super Fund

Market Movement Report

As at 30 June 2022

Investment	Date	Description	Unrealised				Realised			Total
			Units	Accounting Cost Movement	Market Movement	Depreciation	Balance	Consideration	Accounting Cost Base	
ANZ.AX - Australia And New Zealand Banking Group Limited										
	01/07/2021	Opening Balance	2,226.00	0.00	0.00	0.00	62,661.90	0.00	0.00	0.00
	30/06/2022	Revaluation	0.00	0.00	(13,623.12)	0.00	49,038.78	0.00	0.00	0.00
	30/06/2022		2,226.00	0.00	(13,623.12)	0.00	49,038.78	0.00	0.00	0.00
BUD.AX - Buddy Technologies Ltd										
	01/07/2021	Opening Balance	107,000.00	0.00	0.00	0.00	4,601.00	0.00	0.00	0.00
	30/06/2022	Revaluation	0.00	0.00	(3,959.00)	0.00	642.00	0.00	0.00	0.00
	30/06/2022		107,000.00	0.00	(3,959.00)	0.00	642.00	0.00	0.00	0.00
GMR.AX - Golden Rim Resources Ltd										
	01/07/2021	Opening Balance	19,000.00	0.00	0.00	0.00	152.00	0.00	0.00	0.00
	10/11/2021	Share Consolidation	(17,733.00)	0.00	0.00	0.00	152.00	0.00	0.00	0.00
	30/06/2022	Revaluation	0.00	0.00	(70.91)	0.00	81.09	0.00	0.00	0.00
	30/06/2022		1,267.00	0.00	(70.91)	0.00	81.09	0.00	0.00	0.00
MYR.AX - Myer Holdings Limited										
	01/07/2021	Opening Balance	17,000.00	0.00	0.00	0.00	6,035.00	0.00	0.00	0.00
	30/06/2022	Revaluation	0.00	0.00	(510.00)	0.00	5,525.00	0.00	0.00	0.00
	30/06/2022		17,000.00	0.00	(510.00)	0.00	5,525.00	0.00	0.00	0.00
NAB.AX - National Australia Bank Limited										
	01/07/2021	Opening Balance	658.00	0.00	0.00	0.00	17,252.76	0.00	0.00	0.00
	02/07/2021	Purchase	15.00	394.80	0.00	0.00	17,647.56	0.00	0.00	0.00
	15/12/2021	Purchase	16.00	450.91	0.00	0.00	18,098.47	0.00	0.00	0.00
	30/06/2022	Revaluation	0.00	0.00	773.24	0.00	18,871.71	0.00	0.00	0.00
	30/06/2022		689.00	845.71	773.24	0.00	18,871.71	0.00	0.00	0.00
OMF1140AU1 - Lakehouse Global Growth Fund										
	01/07/2021	Opening Balance	77,532.00	0.00	0.00	0.00	170,818.51	0.00	0.00	0.00
	01/07/2021	Purchase	1,741.21	3,841.97	0.00	0.00	174,660.48	0.00	0.00	0.00
	30/06/2022	Revaluation	0.00	0.00	(74,229.25)	0.00	100,431.23	0.00	0.00	0.00
	30/06/2022		79,273.21	3,841.97	(74,229.25)	0.00	100,431.23	0.00	0.00	0.00
P8A.SGX - Cordlife Group Limited										
	01/07/2021	Opening Balance	30,000.00	0.00	0.00	0.00	11,574.00	0.00	0.00	0.00
	30/06/2022	Revaluation	0.00	0.00	(774.00)	0.00	10,800.00	0.00	0.00	0.00
	30/06/2022		30,000.00	0.00	(774.00)	0.00	10,800.00	0.00	0.00	0.00

Tawfik Super Fund

Market Movement Report

As at 30 June 2022

Investment	Date	Description	Unrealised				Realised			Total
			Units	Accounting Cost Movement	Market Movement	Depreciation	Balance	Consideration	Accounting Cost Base	
PAI.AX - Platinum Asia Investments Limited - Ordinary Fully Paid										
	01/07/2021	Opening Balance	50,000.00	0.00	0.00	0.00	61,500.00	0.00	0.00	0.00
	30/06/2022	Revaluation	0.00	0.00	(18,500.00)	0.00	43,000.00	0.00	0.00	0.00
	30/06/2022		50,000.00	0.00	(18,500.00)	0.00	43,000.00	0.00	0.00	0.00
PCL.AX - Pancontinental Oil & Gas NI - Ordinary Fully Paid										
	01/07/2021	Opening Balance	333,333.00	0.00	0.00	0.00	666.67	0.00	0.00	0.00
	30/06/2022	Revaluation	0.00	0.00	1,333.33	0.00	2,000.00	0.00	0.00	0.00
	30/06/2022		333,333.00	0.00	1,333.33	0.00	2,000.00	0.00	0.00	0.00
PTM.AX - Platinum Asset Management Limited										
	01/07/2021	Opening Balance	6,000.00	0.00	0.00	0.00	29,460.00	0.00	0.00	0.00
	30/06/2022	Revaluation	0.00	0.00	(19,020.00)	0.00	10,440.00	0.00	0.00	0.00
	30/06/2022		6,000.00	0.00	(19,020.00)	0.00	10,440.00	0.00	0.00	0.00
RWC.AX - Reliance Worldwide Corporation Limited										
	15/06/2022	Purchase	5,115.00	20,063.60	0.00	0.00	20,063.60	0.00	0.00	0.00
	30/06/2022	Revaluation	0.00	0.00	601.00	0.00	20,664.60	0.00	0.00	0.00
	30/06/2022		5,115.00	20,063.60	601.00	0.00	20,664.60	0.00	0.00	0.00
SHSAENPL - Encompass Corporation Pty. Ltd.										
	01/07/2021	Opening Balance	17,123.00	0.00	0.00	0.00	89,888.64	0.00	0.00	0.00
	20/10/2021	Purchase	9,432.00	50,000.00	0.00	0.00	139,888.64	0.00	0.00	0.00
	30/06/2022	Revaluation	0.00	0.00	(6,434.68)	0.00	133,453.96	0.00	0.00	0.00
	30/06/2022		26,555.00	50,000.00	(6,434.68)	0.00	133,453.96	0.00	0.00	0.00
SHYBCENTAR - Centaur Litigation Income and Growth Series Iv										
	01/07/2021	Opening Balance	2.00	0.00	0.00	0.00	0.00	0.00	0.00	0.00
	30/06/2022		2.00	0.00	0.00	0.00	0.00	0.00	0.00	0.00
SHYBSECURE - Verrency Holdings Ltd										
	01/07/2021	Opening Balance	420,000.00	0.00	0.00	0.00	11,172.00	0.00	0.00	0.00
	30/06/2022	Revaluation	0.00	0.00	(4,856.88)	0.00	6,315.12	0.00	0.00	0.00
	30/06/2022		420,000.00	0.00	(4,856.88)	0.00	6,315.12	0.00	0.00	0.00
TGR.AX - Tassal Group Limited										
	01/07/2021	Opening Balance	7,875.00	0.00	0.00	0.00	28,192.50	0.00	0.00	0.00
	30/06/2022	Revaluation	0.00	0.00	9,528.75	0.00	37,721.25	0.00	0.00	0.00
	30/06/2022		7,875.00	0.00	9,528.75	0.00	37,721.25	0.00	0.00	0.00

Tawfik Super Fund

Market Movement Report

As at 30 June 2022

Investment	Date	Description	Unrealised				Realised			Total	
			Units	Accounting Cost Movement	Market Movement	Depreciation	Balance	Consideration	Accounting Cost Base		Accounting Profit/(loss)
TRY.AX - Troy Resources NI - Ordinary Fully Paid											
	01/07/2021	Opening Balance	11,550.00	0.00	0.00	0.00	450.45	0.00	0.00	0.00	
	30/06/2022	Revaluation	0.00	0.00	(23.10)	0.00	427.35	0.00	0.00	0.00	
	30/06/2022		11,550.00	0.00	(23.10)	0.00	427.35	0.00	0.00	0.00	
Total Market Movement					(129,764.62)				0.00		(129,764.62)

Tawfik Super Fund

Capital Gains Reconciliation Report

For The Period 01 July 2021 - 30 June 2022

	Total	Discounted	Indexed	Other	Notional
Losses available to offset					
Carried forward from prior losses	22,400.69				
Carried forward from prior losses - Collectables	7,630.00				
Current year capital losses	0.00				
Current year capital losses - Collectables	0.00				
Total Losses Available	22,400.69				
Total Losses Available - Collectables	7,630.00				
Capital Gains					
Capital gains from disposal of assets	0.00	0.00	0.00	0.00	0.00
Capital gains from disposal of assets - Collectables	0.00	0.00	0.00	0.00	0.00
Capital gains from trust distributions	13,203.62	13,203.62	0.00	0.00	0.00
Capital Gains Before Losses applied	13,203.62	13,203.62	0.00	0.00	0.00
Losses and discount applied					
Losses applied	13,203.62	13,203.62	0.00	0.00	0.00
Losses applied - Collectables	0.00	0.00	0.00	0.00	0.00
Capital gains after losses applied	0.00	0.00	0.00	0.00	0.00
Capital gains after losses applied - Collectables	0.00	0.00	0.00	0.00	0.00
CGT Discount applied	0.00				
CGT Discount applied - Collectables	0.00				

Tawfik Super Fund

Capital Gains Reconciliation Report

For The Period 01 July 2021 - 30 June 2022

	Total	Discounted	Indexed	Other	Notional
Net Capital Gain					
Net capital gain	0.00				
Net capital gain - Collectables	0.00				
Total Net Capital Gain (11A)	0.00				
Net Capital Losses Carried Forward to later income					
Net Capital Losses Carried Forward to later income years	9,197.07				
Net Capital Losses Carried Forward to later income years - Collectables	7,630.00				
Total Net Capital Losses Carried Forward to later income years (14V)	16,827.07				

Note

Refer to Realised Gains Report for details of Disposals at a Security level

Refer to Distribution Reconciliation Report for Trust Distribution details at a Security level

Tawfik Super Fund

Realised Capital Gains Report

For The Period 01 July 2021 - 30 June 2022

Investment		Accounting Treatment				Tax Treatment						
Purchase Contract Date	Disposal Contract Date	Units	Cost	Proceeds	Accounting Profit/(Loss)	Adjusted Cost Base	Reduced Cost Base	Indexed Cost Base	Indexed Gains	Discounted Gains (Gross)	Other Gains	Capital Loss
Managed Investments (Overseas)												
OMF1140AU1 - Lakehouse Global Growth Fund												
		0.00	0.00	0.00	0.00	0.00	0.00	0.00	0.00	13,203.62	0.00	0.00
		0.00	0.00	0.00	0.00	0.00	0.00	0.00	0.00	13,203.62	0.00	0.00
		0.00	0.00	0.00	0.00	0.00	0.00	0.00	0.00	13,203.62	0.00	0.00
		0.00	0.00	0.00	0.00	0.00	0.00	0.00	0.00	13,203.62	0.00	0.00

25000 - Interest Received

2022 Financial Year

Preparer Louise Montiel

Reviewer Steven Lee

Status Completed

Account Code	Description	CY Balance	LY Balance	Change
MBL120986872	Macquarie CMA 120986872	(\$0.42)	(\$1.40)	(70)%
TOTAL		CY Balance	LY Balance	
		(\$0.42)	(\$1.40)	

Supporting Documents

- Interest Reconciliation Report [Report](#)
- AuditReport (2022).pdf [MBL120986872](#)

Standard Checklist

- Attach Interest Reconciliation Report
- Ensure all interest has been recorded from Bank Statements
- Review Statements to ensure all TFN withheld has been input

Tawfik Super Fund
Interest Reconciliation Report

For The Period 01 July 2021 - 30 June 2022

Date	Payment Amount	Gross Interest	TFN Withheld	Foreign Income	Foreign Credits
Bank Accounts					
MBL120986872 Macquarie CMA 120986872					
30/06/2022	0.42	0.42			
	0.42	0.42			
	0.42	0.42			
TOTAL					
	0.42	0.42			

Tax Return Reconciliation

Gross Interest	Totals	Tax Return Label
Gross Interest	0.42	11C

Macquarie Bank Limited

ABN 46 008 583 542 | AFS Licence Number 237502

Macquarie Banking and Financial Services Group, a Member of the Macquarie Group

Office address

1 Shelley Street, Sydney NSW 2000

Client service

1800 806 310
transact@macquarie.com

Postal address

GPO Box 2520, Sydney NSW 2001

Financial services professionals

1800 808 508
adviser@macquarie.com

Offices also in Melbourne, Brisbane, Perth and Adelaide.

Fax 1800 550 140

Visit us online at macquarie.com.au



30 November 2022

BSB: 182-222

Account Number: 000120986872

Account Name:

JOSEPH TAWFIK &
LOUISE TAWFIK ATF
TAWFIK SUPERANNUATION FUND-PAC

Account open date: 26 November 2003

The following balances and interest details are provided for the above account for the 2021 - 2022 financial year:

Account balance as at 30/06/2022	\$3,734.75
Gross income paid during 2021 - 2022 financial year	\$0.42

If you would like any further information regarding the above, please contact your financial services professional or Macquarie on **1800 806 310**.

This information has been prepared by Macquarie Bank Limited ABN 46 008 583 542 for general information purposes only, without taking into account any potential investors' personal objectives financial situations or needs. Before acting on this general information, you must consider its appropriateness having regard to your own objectives, financial situations and needs. All potential investors should obtain financial, legal and taxation information before making any decision regarding a particular financial product.

30100 - Accountancy Fees

2022 Financial Year

Preparer Lousse Montiel

Reviewer Steven Lee

Status Completed

Account Code	Description	CY Balance	LY Balance	Change
30100	Accountancy Fees	\$675.00	\$745.00	(9.4)%
TOTAL		CY Balance	LY Balance	
		\$675.00	\$745.00	

Supporting Documents

- General Ledger [Report](#)

Standard Checklist

- Attach all source documentation
- Ensure all Transactions have been entered

Tawfik Super Fund General Ledger

As at 30 June 2022

Transaction Date	Description	Units	Debit	Credit	Balance \$
Accountancy Fees (30100)					
<u>Accountancy Fees (30100)</u>					
30/06/2022	2021 SH fee accrual		675.00		675.00 DR
			675.00		675.00 DR
Total Debits:	675.00				
Total Credits:	0.00				

30400 - ATO Supervisory Levy

2022 Financial Year

Preparer Lousse Montiel

Reviewer Steven Lee

Status Completed

Account Code	Description	CY Balance	LY Balance	Change
30400	ATO Supervisory Levy		\$259.00	100%
TOTAL		CY Balance	LY Balance	
			\$259.00	

Supporting Documents

- General Ledger [Report](#)

Standard Checklist

- Attach all source documentation
- Ensure all Transactions have been entered

Tawfik Super Fund
General Ledger

As at 30 June 2022

Transaction Date	Description	Units	Debit	Credit	Balance \$
					0.00 DR

Total Debits: 0.00

Total Credits: 0.00

30700 - Auditor's Remuneration

2022 Financial Year

Preparer Lousse Montiel

Reviewer Steven Lee

Status Completed

Account Code	Description	CY Balance	LY Balance	Change
30700	Auditor's Remuneration	\$550.00	\$450.00	22.22%
TOTAL		CY Balance	LY Balance	
		\$550.00	\$450.00	

Supporting Documents

- General Ledger [Report](#)

Standard Checklist

- Attach all source documentation
- Ensure all Transactions have been entered

Tawfik Super Fund General Ledger

As at 30 June 2022

Transaction Date	Description	Units	Debit	Credit	Balance \$
Auditor's Remuneration (30700)					
Auditor's Remuneration (30700)					
12/07/2021	TRANSACT FUNDS TFR TO Superhelp Australi		550.00		550.00 DR
			550.00		550.00 DR

Total Debits: 550.00

Total Credits: 0.00

31500 - Bank Charges

2022 Financial Year

Preparer Lousse Montiel

Reviewer Steven Lee

Status Completed

Account Code	Description	CY Balance	LY Balance	Change
31500	Bank Charges		\$2.50	100%
TOTAL		CY Balance	LY Balance	
			\$2.50	

Supporting Documents

- General Ledger [Report](#)

Standard Checklist

- Attach all source documentation
- Ensure all Transactions have been entered

Tawfik Super Fund
General Ledger

As at 30 June 2022

Transaction Date	Description	Units	Debit	Credit	Balance \$
					0.00 DR

Total Debits: 0.00

Total Credits: 0.00

48500 - Income Tax Expense

2022 Financial Year

Preparer Lousse Montiel

Reviewer Steven Lee

Status Completed

Account Code	Description	CY Balance	LY Balance	Change
48500	Income Tax Expense	(\$11,641.25)	\$2,958.96	(493.42)%
TOTAL		CY Balance	LY Balance	
		(\$11,641.25)	\$2,958.96	

Supporting Documents

No supporting documents

49000 - Profit/Loss Allocation Account

2022 Financial Year

Preparer Lousse Montiel

Reviewer Steven Lee

Status Completed

Account Code	Description	CY Balance	LY Balance	Change
49000	Profit/Loss Allocation Account	(\$65,040.33)	\$39,858.39	(263.18)%
TOTAL		CY Balance	LY Balance	
		(\$65,040.33)	\$39,858.39	

Supporting Documents

No supporting documents

50000 - Members

2022 Financial Year

Preparer Lousse Montiel

Reviewer Steven Lee

Status Completed

Account Code	Description	Opening Balance	Contribution Income	Earnings	Member Payments	Tax & Fees	Closing Balance	Change
TAWJOS00001A	Tawfik, Joseph - Accumulation (Accumulation)	(\$304,961.53)	(\$10,000.00)	\$55,910.60		(\$4,810.55)	(\$263,861.48)	(13.48)%
TAWLOU00001A	Tawfik, Louise - Accumulation (Accumulation)	(\$243,566.34)	(\$19,019.53)	\$45,523.73		(\$2,563.92)	(\$219,626.06)	(9.83)%
TOTAL		Opening Balance	Contribution Income	Earnings	Member Payments	Tax & Fees	Closing Balance	
		(\$548,527.87)	(\$29,019.53)	\$101,434.33		(\$7,374.47)	(\$483,487.54)	

Supporting Documents

- Members Summary [Report](#)
- Members Statements [Report](#)

Standard Checklist

- Attach copies of Members Statements

Tawfik Super Fund

Members Statement

Joseph Tawfik
 38 Ballast Point Road
 Birchgrove, New South Wales, 2041, Australia

Your Details

Date of Birth :	Provided	Nominated Beneficiaries:	N/A
Age:	54	Nomination Type:	N/A
Tax File Number:	Provided	Vested Benefits:	263,861.48
Date Joined Fund:	05/10/2003	Total Death Benefit:	263,861.48
Service Period Start Date:	01/06/1990	Current Salary:	0.00
Date Left Fund:		Previous Salary:	0.00
Member Code:	TAWJOS00001A	Disability Benefit:	0.00
Account Start Date:	05/10/2003		
Account Phase:	Accumulation Phase		
Account Description:	Accumulation		

Your Balance

Total Benefits	263,861.48
<u>Preservation Components</u>	
Preserved	263,431.50
Unrestricted Non Preserved	429.98
Restricted Non Preserved	
<u>Tax Components</u>	
Tax Free	221,488.00
Taxable	42,373.48

Your Detailed Account Summary

	This Year
Opening balance at 01/07/2021	304,961.53
<u>Increases to Member account during the period</u>	
Employer Contributions	
Personal Contributions (Concessional)	
Personal Contributions (Non Concessional)	10,000.00
Government Co-Contributions	
Other Contributions	
Proceeds of Insurance Policies	
Transfers In	
Net Earnings	(55,910.60)
Internal Transfer In	
<u>Decreases to Member account during the period</u>	
Pensions Paid	
Contributions Tax	
Income Tax	(4,810.55)
No TFN Excess Contributions Tax	
Excess Contributions Tax	
Refund Excess Contributions	
Division 293 Tax	
Insurance Policy Premiums Paid	
Management Fees	
Member Expenses	
Benefits Paid/Transfers Out	
Superannuation Surcharge Tax	
Internal Transfer Out	
Closing balance at 30/06/2022	263,861.48

Tawfik Super Fund
Members Statement

Trustee's Disclaimer

This statement has been prepared by the Trustee for the member whose name appears at the top of this statement. Every effort has been made by the Trustee to ensure the accuracy and completeness of this Statement. The Trustee does not accept any liability for any error, omission or misprint. All amounts shown in relation to benefits do not take into account any amounts which may be withheld to satisfy the requirements imposed by the Income Tax Assessment Act 1936.

Signed by all the trustees of the fund

Joseph Tawfik
Trustee

Louise Tawfik
Trustee

Tawfik Super Fund

Members Statement

Louise Tawfik
 38 Ballast Point Road
 Birchgrove, New South Wales, 2041, Australia

Your Details

Date of Birth :	Provided	Nominated Beneficiaries:	N/A
Age:	54	Nomination Type:	N/A
Tax File Number:	Provided	Vested Benefits:	219,626.06
Date Joined Fund:	05/10/2003	Total Death Benefit:	219,626.06
Service Period Start Date:	09/07/1967	Current Salary:	0.00
Date Left Fund:		Previous Salary:	0.00
Member Code:	TAWLOU00001A	Disability Benefit:	0.00
Account Start Date:	05/10/2003		
Account Phase:	Accumulation Phase		
Account Description:	Accumulation		

Your Balance

Total Benefits	219,626.06
<u>Preservation Components</u>	
Preserved	219,626.06
Unrestricted Non Preserved	
Restricted Non Preserved	
<u>Tax Components</u>	
Tax Free	176,264.02
Taxable	43,362.04

Your Detailed Account Summary

	This Year
Opening balance at 01/07/2021	243,566.34
<u>Increases to Member account during the period</u>	
Employer Contributions	9,019.53
Personal Contributions (Concessional)	
Personal Contributions (Non Concessional)	10,000.00
Government Co-Contributions	
Other Contributions	
Proceeds of Insurance Policies	
Transfers In	
Net Earnings	(45,523.73)
Internal Transfer In	
<u>Decreases to Member account during the period</u>	
Pensions Paid	
Contributions Tax	1,352.94
Income Tax	(3,916.86)
No TFN Excess Contributions Tax	
Excess Contributions Tax	
Refund Excess Contributions	
Division 293 Tax	
Insurance Policy Premiums Paid	
Management Fees	
Member Expenses	
Benefits Paid/Transfers Out	
Superannuation Surcharge Tax	
Internal Transfer Out	
Closing balance at 30/06/2022	219,626.06

Tawfik Super Fund
Members Statement

Trustee's Disclaimer

This statement has been prepared by the Trustee for the member whose name appears at the top of this statement. Every effort has been made by the Trustee to ensure the accuracy and completeness of this Statement. The Trustee does not accept any liability for any error, omission or misprint. All amounts shown in relation to benefits do not take into account any amounts which may be withheld to satisfy the requirements imposed by the Income Tax Assessment Act 1936.

Signed by all the trustees of the fund

Joseph Tawfik
Trustee

Louise Tawfik
Trustee

Tawfik Super Fund

Members Summary Report

As at 30 June 2022

Opening Balance	Increases				Decreases					Closing Balance	
	Contributions	Transfers In	Net Earnings	Insurance Proceeds	Pensions Paid	Contributions Tax	Taxes Paid	Benefits Paid/ Transfers Out	Insurance Premiums		Member Expenses
Joseph Tawfik (Age: 54)											
TAWJOS00001A - Accumulation											
304,961.53	10,000.00		(55,910.60)				(4,810.55)				263,861.48
304,961.53	10,000.00		(55,910.60)				(4,810.55)				263,861.48
Louise Tawfik (Age: 54)											
TAWLOU00001A - Accumulation											
243,566.34	19,019.53		(45,523.73)			1,352.94	(3,916.86)				219,626.06
243,566.34	19,019.53		(45,523.73)			1,352.94	(3,916.86)				219,626.06
548,527.87	29,019.53		(101,434.33)			1,352.94	(8,727.41)				483,487.54

60400 - Bank Accounts

2022 Financial Year

Preparer Louise Montiel

Reviewer Steven Lee

Status Completed

Account Code	Description	CY Balance	LY Balance	Change
MBL120986872	Macquarie CMA 120986872	\$3,734.75	\$35,806.23	(89.57)%
TOTAL		CY Balance	LY Balance	
		\$3,734.75	\$35,806.23	

Supporting Documents

- Bank Statement Report [Report](#)
- statement (24).pdf [MBL120986872](#)
- statement (23).pdf [MBL120986872](#)

Standard Checklist

- Attach Copies of Bank Statements
- Attach copy of Bank Statement Report
- Ensure all Balances match Statement Balances at June 30
- Ensure all Transactions have been entered

Tawfik Super Fund Bank Statement Report

For The Period 01 July 2021 to 30 June 2022

Chart Code: 60400 / MBL120986872
Account Name: Macquarie CMA 120986872
BSB and Account Number: 182222 120986872

Opening Balance	-	Total Debits	+	Total Credits	=	Closing Balance	Data Feed Used
\$ 35,806.23		\$ 71,258.60		\$ 39,187.12		\$ 3,734.75	

Date	Description	Debit \$	Credit \$	Ledger Balance \$	Statement Balance \$	Variance \$
01/07/2021	Opening Balance			35,806.23		
01/07/2021	ANZ DIVIDEND A071/00594385		1,558.20	37,364.43		
05/07/2021	PRECISION CH PASCH2106300004132		958.50	38,322.93		
12/07/2021	TRANSACT FUNDS TFR TO Superhelp Australi	1,195.00		37,127.93		
04/08/2021	PRECISION CH PASCH2107300002146		708.81	37,836.74		
03/09/2021	PRECISION CH PASCH2108310004540		695.24	38,531.98		
16/09/2021	PAI FNL DIV 001265273952 [System Matched Income Data]		3,000.00	41,531.98		
16/09/2021	PTM DIVIDEND SEP21/00810422 [System Matched Income Data]		720.00	42,251.98		
29/09/2021	TASSAL GROUP LTD SEP21/00803606 [System Matched Income Data]		551.25	42,803.23		
08/10/2021	PRECISION CH PASCH2110050001555		695.24	43,498.47		
19/10/2021	TAWFIK,JOSEPH Contribution		10,000.00	53,498.47		
20/10/2021	TRANSACT FUNDS TFR TO ENCOMPASS CORPORAT	50,000.00		3,498.47		
04/11/2021	PRECISION CH PASCH2111010005233		695.24	4,193.71		
09/12/2021	PRECISION CH PASCH2112060004159		695.24	4,888.95		
16/12/2021	ANZ DIVIDEND A072/00589101 [System Matched Income Data]		1,602.72	6,491.67		
11/01/2022	PRECISION CH PASCH2201060004349		1,042.86	7,534.53		
22/02/2022	PRECISION CH PASCH2202170006874		705.68	8,240.21		

Tawfik Super Fund**Bank Statement Report**

For The Period 01 July 2021 to 30 June 2022

Date	Description	Debit \$	Credit \$	Ledger Balance \$	Statement Balance \$	Variance \$
03/03/2022	PRECISION CH PASCH2202280004895		705.68	8,945.89		
18/03/2022	PAI DIV 001272719059 [System Matched Income Data]		1,250.00	10,195.89		
18/03/2022	PTM DIVIDEND MAR22/00810862 [System Matched Income Data]		600.00	10,795.89		
30/03/2022	TASSAL GROUP LTD MAR22/00803482 [System Matched Income Data]		630.00	11,425.89		
08/04/2022	PRECISION CH PASCH2204050006073		705.68	12,131.57		
09/05/2022	PRECISION CH PASCH2205040002596		705.68	12,837.25		
12/05/2022	DIV MYR 001276583626 [System Matched Income Data]		255.00	13,092.25		
03/06/2022	PRECISION CH PASCH2205300004887		705.68	13,797.93		
09/06/2022	Kinetic consult Loan Repayment		10,000.00	23,797.93		
15/06/2022	COMMSEC SECURITI COMMSEC by Macquarie Bank Limited ABN 46 008 583 542 AFSL 237502 for the	20,063.60		3,734.33		
30/06/2022	MACQUARIE CMA INTEREST PAID conduct any reconciliations on your account. This document may not include all		0.42	3,734.75		
30/06/2022	CLOSING BALANCE			3,734.75		
		<u>71,258.60</u>	<u>39,187.12</u>			



Macquarie Cash Management Account

MACQUARIE BANK LIMITED
ABN 46 008 583 542 AFSL 237502

enquiries 1800 806 310
transact@macquarie.com
www.macquarie.com.au

GPO Box 2520
Sydney, NSW 2001



MR J TAWFIK &
MRS L TAWFIK
38 BALLAST POINT ROAD
BIRCHGROVE NSW 2041

1 Shelley Street
Sydney, NSW 2000

account balance **\$6,491.67**
as at 31 Dec 21

account name JOSEPH TAWFIK &
LOUISE TAWFIK ATF
TAWFIK SUPERANNUATION FUND-PAC
account no. 120986872

transaction	description	debits	credits	balance
30.06.21	OPENING BALANCE			35,806.23
01.07.21	Deposit ANZ DIVIDEND A071/00594385		1,558.20	37,364.43
05.07.21	Deposit PRECISION CH PASCH2106300004132		958.50	38,322.93
12.07.21	Funds transfer TRANSACT FUNDS TFR TO Superhelp Australi	1,195.00		37,127.93
04.08.21	Deposit PRECISION CH PASCH2107300002146		708.81	37,836.74
03.09.21	Deposit PRECISION CH PASCH2108310004540		695.24	38,531.98
16.09.21	Deposit PAI FNL DIV 001265273952		3,000.00	41,531.98
16.09.21	Deposit PTM DIVIDEND SEP21/00810422		720.00	42,251.98
29.09.21	Deposit TASSAL GROUP LTD SEP21/00803606		551.25	42,803.23
08.10.21	Deposit PRECISION CH PASCH2110050001555		695.24	43,498.47
19.10.21	Deposit TAWFIK,JOSEPH Contribution		10,000.00	53,498.47

how to make a transaction

online
Log in to www.macquarie.com.au/personal

by phone
Call 133 275 to make a phone transaction

transfers from another bank account
Transfer funds from another bank to this account:
BSB 182 222
ACCOUNT NO. 120986872

deposits using BPay
From another bank



Bill code: 20206
Ref: 120 986 872

continued on next



Macquarie Cash Management Account

enquiries 1800 806 310

account name JOSEPH TAWFIK &
LOUISE TAWFIK ATF
TAWFIK SUPERANNUATION FUND-PAC
account no. 120986872

	transaction	description	debits	credits	balance
20.10.21	Funds transfer	TRANSACT FUNDS TFR TO ENCOMPASS CORPORAT	50,000.00		3,498.47
04.11.21	Deposit	PRECISION CH PASCH2111010005233		695.24	4,193.71
09.12.21	Deposit	PRECISION CH PASCH2112060004159		695.24	4,888.95
16.12.21	Deposit	ANZ DIVIDEND A072/00589101		1,602.72	6,491.67
		CLOSING BALANCE AS AT 31 DEC 21	51,195.00	21,880.44	6,491.67

* Stepped interest rates for the period 1 July to 31 December: balances \$0.00 to \$4,999.99 earned 0.00%
balances \$5,000.00 and above earned 0.00% pa (184 days)

continued on next



Macquarie Cash Management Account

enquiries 1800 806 310

account name JOSEPH TAWFIK &
LOUISE TAWFIK ATF
TAWFIK SUPERANNUATION FUND-PAC
account no. 120986872

We offer several options that allow you to make payments and view transactions free of charge

- Electronic funds transfers up to \$5,000 a day using online banking.
- Increase your limit to \$100,000 using the Macquarie Authenticator App or nominate an account for unlimited transfers by contacting us.
- BPAY payments (subject to BPAY biller code limits) free of charge via online and mobile banking.
- Make the switch to free online statements by updating your preference online.

About your account

- Interest is calculated on daily balances and paid monthly. The interest rate is variable and may change at any time without prior notice.
- For more information about your account including fees and charges, mistaken payments or unauthorised transactions, please read the terms and conditions for your product, available at macquarie.com.au or by contacting us. If you have a complaint about our service, or to find out more about our dispute resolution procedures, please refer to macquarie.com.au/feedback-and-complaints.

Protect your account

- Please check each entry on this statement. If you think there is an error or unauthorised transaction, please contact us right away.
- If you have new contact details, please contact us to update them.
- This statement should be kept in a safe place at all times. Please read the Product Information Statement for more details about keeping your account secure.

Access to and sharing your data

- We may provide access to or share an electronic copy of your data (account details, balance, transaction history and personal information) with other parties at your or your Financial Services Professional's request. This includes people who work with or for your Financial Services Professional such as accountants, consultants, technology platform owner/operators and others, some of whom may not be in Australia.
- Please refer to the current offer document for more information and speak with your Financial Services Professional if you have questions about how your data may be used, disclosed and/or protected.

Visit our Help Centre

- Here you'll find answers to common questions about your account. For more information, please visit help.macquarie.com

Download the Macquarie Mobile Banking app

- The Macquarie Mobile Banking app makes managing your money simple and convenient.



*The Apple logo is a trademark of Apple Inc, registered in the U.S. and other countries.
App Store is a service mark of Apple Inc. Google Logo is a trademark of Google LLC.*



Macquarie Cash Management Account

MACQUARIE BANK LIMITED
ABN 46 008 583 542 AFSL 237502

enquiries 1800 806 310
transact@macquarie.com
www.macquarie.com.au

GPO Box 2520
Sydney, NSW 2001



MR J TAWFIK &
MRS L TAWFIK
38 BALLAST POINT ROAD
BIRCHGROVE NSW 2041

1 Shelley Street
Sydney, NSW 2000

account balance **\$3,734.75**
as at 30 Jun 22

account name JOSEPH TAWFIK &
LOUISE TAWFIK ATF
TAWFIK SUPERANNUATION FUND-PAC
account no. 120986872

transaction	description	debits	credits	balance
31.12.21	OPENING BALANCE			6,491.67
11.01.22	Deposit PRECISION CH PASCH2201060004349		1,042.86	7,534.53
22.02.22	Deposit PRECISION CH PASCH2202170006874		705.68	8,240.21
03.03.22	Deposit PRECISION CH PASCH2202280004895		705.68	8,945.89
18.03.22	Deposit PAI DIV 001272719059		1,250.00	10,195.89
18.03.22	Deposit PTM DIVIDEND MAR22/00810862		600.00	10,795.89
30.03.22	Deposit TASSAL GROUP LTD MAR22/00803482		630.00	11,425.89
08.04.22	Deposit PRECISION CH PASCH2204050006073		705.68	12,131.57
09.05.22	Deposit PRECISION CH PASCH2205040002596		705.68	12,837.25
12.05.22	Deposit DIV MYR 001276583626		255.00	13,092.25
03.06.22	Deposit PRECISION CH PASCH2205300004887		705.68	13,797.93

how to make a transaction

online
Log in to www.macquarie.com.au/personal

by phone
Call 133 275 to make a phone transaction

transfers from another bank account
Transfer funds from another bank to this account:
BSB 182 222
ACCOUNT NO. 120986872

deposits using BPay
From another bank



Bill code: 20206
Ref: 120 986 872

continued on next



Macquarie Cash Management Account

enquiries 1800 806 310

account name JOSEPH TAWFIK &
LOUISE TAWFIK ATF
TAWFIK SUPERANNUATION FUND-PAC
account no. 120986872

	transaction	description	debits	credits	balance
09.06.22	Deposit	Kinetic consult Loan Repayment		10,000.00	23,797.93
15.06.22	Direct debit	COMMSEC SECURITI COMMSEC	20,063.60		3,734.33
30.06.22	Interest	MACQUARIE CMA INTEREST PAID*		0.42	3,734.75
		CLOSING BALANCE AS AT 30 JUN 22	20,063.60	17,306.68	3,734.75

* Stepped interest rates for the period 1 January to 16 June: balances \$0.00 to \$4,999.99 earned 0.00%
balances \$5,000.00 and above earned 0.00% pa (167 days); 17 June to 30 June: balances \$0.00 to \$4,999.99
earned 0.25% balances \$5,000.00 and above earned 0.25% pa (14 days)

annual interest summary 2021/2022

INTEREST PAID	0.42
TOTAL INCOME PAID	0.42

continued on next



Macquarie Cash Management Account

enquiries 1800 806 310

account name JOSEPH TAWFIK &
LOUISE TAWFIK ATF
TAWFIK SUPERANNUATION FUND-PAC
account no. 120986872

We offer several options that allow you to make payments and view transactions free of charge

- Electronic funds transfers up to \$5,000 a day using online banking.
- Increase your limit to \$100,000 using the Macquarie Authenticator App or nominate an account for unlimited transfers by contacting us.
- BPAY payments (subject to BPAY biller code limits) free of charge via online and mobile banking.
- Make the switch to free online statements by updating your preference online.

About your account

- Interest is calculated on daily balances and paid monthly. The interest rate is variable and may change at any time without prior notice.
- For more information about your account including fees and charges, mistaken payments or unauthorised transactions, please read the terms and conditions for your product, available at macquarie.com.au or by contacting us. If you have a complaint about our service, or to find out more about our dispute resolution procedures, please refer to macquarie.com.au/feedback-and-complaints.

Protect your account

- Please check each entry on this statement. If you think there is an error or unauthorised transaction, please contact us right away.
- If you have new contact details, please contact us to update them.
- This statement should be kept in a safe place at all times. Please read the Product Information Statement for more details about keeping your account secure.

Access to and sharing your data

- We may provide access to or share an electronic copy of your data (account details, balance, transaction history and personal information) with other parties at your or your Financial Services Professional's request. This includes people who work with or for your Financial Services Professional such as accountants, consultants, technology platform owner/operators and others, some of whom may not be in Australia.
- Please refer to the current offer document for more information and speak with your Financial Services Professional if you have questions about how your data may be used, disclosed and/or protected.

Visit our Help Centre

- Here you'll find answers to common questions about your account. For more information, please visit help.macquarie.com

Download the Macquarie Mobile Banking app

- The Macquarie Mobile Banking app makes managing your money simple and convenient.



*The Apple logo is a trademark of Apple Inc, registered in the U.S. and other countries.
App Store is a service mark of Apple Inc. Google Logo is a trademark of Google LLC.*

61800 - Distributions Receivable

2022 Financial Year

Preparer Lousse Montiel

Reviewer Steven Lee

Status Completed

Account Code	Description	CY Balance	LY Balance	Change
OMF1140AU1	Lakehouse Global Growth Fund	\$14,275.21	\$3,841.97	271.56%
TOTAL		CY Balance	LY Balance	
		\$14,275.21	\$3,841.97	

Supporting Documents

- General Ledger [Report](#)
- Lakehouse_LHGG_Monthly Statement_001016_D_2022-06-30.pdf [OMF1140AU1](#)

Standard Checklist

- Review aging of amounts receivable and comment on any delay in payment

Tawfik Super Fund General Ledger

As at 30 June 2022

Transaction Date	Description	Units	Debit	Credit	Balance \$
Distributions Receivable (61800)					
<u>Lakehouse Global Growth Fund (OMF1140AU1)</u>					
01/07/2021	Opening Balance				3,841.97 DR
01/07/2021	Lakehouse			3,841.97	0.00 DR
30/06/2022	Lakehouse		14,275.21		14,275.21 DR
			14,275.21	3,841.97	14,275.21 DR

Total Debits: 14,275.21

Total Credits: 3,841.97

20 July 2022

Mr Joseph Tawfik and Mrs Louise Tawfik<Tawfik
Superannuation Fund>
38 Ballast Point Road
BIRCHGROVE NSW 2041

Investor Number : 20122212

Transaction Statement Lakehouse Global Growth Fund

This statement details your transactions in the fund for the period 1 June 2022 to 30 June 2022

Date	Transaction	Transaction Amount (\$)	Transaction Price (\$)	Transaction Units	Unit Balance	Redemption Price (\$)	Balance (\$)
01-06-2022	Opening Balance				79,273.2086	1.5280	121,129.46
30-06-2022	Distribution	14,275.21					
30-06-2022	Closing Balance				79,273.2086	1.2669	100,431.23

Should you have any questions regarding this statement please contact our Unit Registry Office on 1300 133 451 or by email: registry@mainstreamgroup.com.

Please send all mail correspondence to Mainstream Fund Services Pty Ltd at GPO Box 4968, Sydney NSW 2001.

74800 - Managed Investments (Overseas)

2022 Financial Year

Preparer Louise Montiel

Reviewer Steven Lee

Status Completed

Account Code	Description	CY Units	CY Balance	LY Units	LY Balance	Change
OMF1140AU1	Lakehouse Global Growth Fund	79273.208600	\$100,431.23	77532.003100	\$170,818.51	(41.21)%
SHYBCENTAR	Centaur Litigation Income and Growth Series Iv	2.000000		2.000000		0%
TOTAL		CY Units	CY Balance	LY Units	LY Balance	
		79275.208600	\$100,431.23	77534.003100	\$170,818.51	

Supporting Documents

- Investment Movement Report [Report](#)
- Lakehouse_LHGG_Monthly Statement_001016_D_2022-06-30.pdf [OMF1140AU1](#)
- Tawfik Super Fund 2022_Queries_responses.docx [SHYBCENTAR](#)

Standard Checklist

- Attach Investment Movement Report
- Attach relevant Statements and Source Documentation
- Ensure all Investments are valued correctly at June 30
- Ensure the investment is in accordance with the fund's investment strategy
- Ensure the investment is in accordance with the SIS Act

Tawfik Super Fund

Investment Movement Report

As at 30 June 2022

Investment	Opening Balance		Additions		Disposals			Closing Balance		
	Units	Cost	Units	Cost	Units	Cost	Accounting Profit/(Loss)	Units	Cost	Market Value
Bank Accounts										
Macquarie CMA 120986872		35,806.23		39,187.12		(71,258.60)			3,734.75	3,734.75
		35,806.23		39,187.12		(71,258.60)			3,734.75	3,734.75
Managed Investments (Overseas)										
SHYBCENTAR - Centaur Litigation Income and Growth Series Iv	2.00	29,859.66						2.00	29,859.66	0.00
OMF1140AU1 - Lakehouse Global Growth Fund	77,532.00	105,110.61	1,741.21	3,841.97				79,273.21	108,952.58	100,431.23
		134,970.27		3,841.97					138,812.24	100,431.23
Shares in Listed Companies (Australian)										
ANZ.AX - Australia And New Zealand Banking Group Limited	2,226.00	33,994.31						2,226.00	33,994.31	49,038.78
BUD.AX - Buddy Technologies Ltd	107,000.00	30,054.82						107,000.00	30,054.82	642.00
GMR.AX - Golden Rim Resources Ltd	19,000.00	28,590.29			(17,733.00)			1,267.00	28,590.29	81.09
MYR.AX - Myer Holdings Limited	17,000.00	30,014.69						17,000.00	30,014.69	5,525.00
NAB.AX - National Australia Bank Limited	658.00	9,502.40	31.00	845.71				689.00	10,348.11	18,871.71
PCL.AX - Pancontinental Oil & Gas NI - Ordinary Fully Paid	333,333.00	30,094.91						333,333.00	30,094.91	2,000.00

Tawfik Super Fund

Investment Movement Report

As at 30 June 2022

Investment	Opening Balance		Additions		Disposals			Closing Balance		
	Units	Cost	Units	Cost	Units	Cost	Accounting Profit/(Loss)	Units	Cost	Market Value
PAI.AX - Platinum Asia Investments Limited - Ordinary Fully Paid	50,000.00	50,000.00						50,000.00	50,000.00	43,000.00
PTM.AX - Platinum Asset Management Limited	6,000.00	20,344.82						6,000.00	20,344.82	10,440.00
RWC.AX - Reliance Worldwide Corporation Limited			5,115.00	20,063.60				5,115.00	20,063.60	20,664.60
TGR.AX - Tassal Group Limited	7,875.00	30,256.69						7,875.00	30,256.69	37,721.25
TRY.AX - Troy Resources NI - Ordinary Fully Paid	11,550.00	30,125.03						11,550.00	30,125.03	427.35
		292,977.96		20,909.31					313,887.27	188,411.78
Shares in Listed Companies (Overseas)										
P8A.SGX - Cordlife Group Limited	30,000.00	30,000.00						30,000.00	30,000.00	10,800.00
		30,000.00							30,000.00	10,800.00
Shares in Unlisted Companies (Australian)										
SHSAENPL - Encompass Corporation Pty. Ltd.	17,123.00	50,000.00	9,432.00	50,000.00				26,555.00	100,000.00	133,453.96
		50,000.00		50,000.00					100,000.00	133,453.96
Shares in Unlisted Private Companies (Overseas)										
SHYBSECURE - Verrency Holdings Ltd	420,000.00	151,200.00						420,000.00	151,200.00	6,315.12
		151,200.00							151,200.00	6,315.12

694,954.46	113,938.40	(71,258.60)	737,634.26	443,146.84
------------	------------	-------------	------------	------------

20 July 2022

Mr Joseph Tawfik and Mrs Louise Tawfik<Tawfik
Superannuation Fund>
38 Ballast Point Road
BIRCHGROVE NSW 2041

Investor Number : 20122212

Transaction Statement Lakehouse Global Growth Fund

This statement details your transactions in the fund for the period 1 June 2022 to 30 June 2022

Date	Transaction	Transaction Amount (\$)	Transaction Price (\$)	Transaction Units	Unit Balance	Redemption Price (\$)	Balance (\$)
01-06-2022	Opening Balance				79,273.2086	1.5280	121,129.46
30-06-2022	Distribution	14,275.21					
30-06-2022	Closing Balance				79,273.2086	1.2669	100,431.23

Should you have any questions regarding this statement please contact our Unit Registry Office on 1300 133 451 or by email: registry@mainstreamgroup.com.

Please send all mail correspondence to Mainstream Fund Services Pty Ltd at GPO Box 4968, Sydney NSW 2001.

Tawfik Super Fund 2022

Queries

- Please provide Annual Tax Statements and documents to confirm holdings and market value at 30 June 2022 for the below investment.
 - Centaur Litigation Income Growth Series IV – 2 units: Response: No dividends or payments were received. The last formal notice received was the liquidators acknowledgement of our claim amount. Payment by the liquidators of the finds is unknown
 - Cordlife Group Limited – 30,000units: Response: Cordlife was priced at SG\$ 0.39 per share as of 30th June 2021 <https://www.stockopedia.com/share-prices/cordlife-SGX:P8A/>
 - Encompass Corporation Pty Ltd – 17,123 units Response: The correct number of units is 26,555 since a \$50,000 additional investment was made at £2.85 per share in October 2021. A copy of the subscription application is provided in the Dropbox.
 - Verreny Holdings Ltd – 420,000 units: Response: company's last raise had the shared valued at US\$0.02c per share
- Please provide details and documents for the below transactions from Macquarie Bank:

Date	Description	Amount		Response
19/10/2021	TAWFIK,JOSEPH Contribution	10,000.00	Cash In	Contribution split equally between Louise and Myself
20/10/2021	TRANSACT FUNDS TFR TO ENCOMPASS CORPORAT	50,000.00	Cash Out	a \$50,000 additional investment was made at £2.85 per share in October 2021. An additional 9,432 shares were acquired.
09/06/2022	Kinetic consult Loan Repayment	10,000.00	Cash In	Contribution split equally between Louise and Myself. Ignore the narration. It is incorrect. It is a contribution.

3. Please provide signed 2022 investment strategy. [Response: provided in Dropbox](#)

77600 - Shares in Listed Companies (Australian)

2022 Financial Year

Preparer Lousse Montiel

Reviewer Steven Lee

Status Completed

Account Code	Description	CY Units	CY Balance	LY Units	LY Balance	Change
ANZ.AX	Australia And New Zealand Banking Group Limited	2226.000000	\$49,038.78	2226.000000	\$62,661.90	(21.74)%
BUD.AX	Buddy Technologies Ltd	107000.000000	\$642.00	107000.000000	\$4,601.00	(86.05)%
GMR.AX	Golden Rim Resources Ltd	1267.000000	\$81.09	19000.000000	\$152.00	(46.65)%
MYR.AX	Myer Holdings Limited	17000.000000	\$5,525.00	17000.000000	\$6,035.00	(8.45)%
NAB.AX	National Australia Bank Limited	689.000000	\$18,871.71	658.000000	\$17,252.76	9.38%
PAI.AX	Platinum Asia Investments Limited - Ordinary Fully Paid	50000.000000	\$43,000.00	50000.000000	\$61,500.00	(30.08)%
PCL.AX	Pancontinental Oil & Gas NI - Ordinary Fully Paid	333333.000000	\$2,000.00	333333.000000	\$666.67	200%
PTM.AX	Platinum Asset Management Limited	6000.000000	\$10,440.00	6000.000000	\$29,460.00	(64.56)%
RWC.AX	Reliance Worldwide Corporation Limited	5115.000000	\$20,664.60			100%
TGR.AX	Tassal Group Limited	7875.000000	\$37,721.25	7875.000000	\$28,192.50	33.8%
TRY.AX	Troy Resources NI - Ordinary Fully Paid	11550.000000	\$427.35	11550.000000	\$450.45	(5.13)%

TOTAL	CY Units	CY Balance	LY Units	LY Balance
	542055.000000	\$188,411.78	554642.000000	\$210,972.28

Supporting Documents

- Balance Review Report [Report](#)
- Investment Movement Report [Report](#)
- 4211900_2022EOFYMerged.pdf

Standard Checklist

- Attach Balance Review Report
- Attach copies of HIN/SRN or Chess Statements, Broker Statements, Contract Notes Corporate Action documentation and any other relevant Source Documentation
- Attach Investment Movement Report
- Ensure all Investments are valued correctly at June 30
- Ensure the investment is in accordance with the Fund's investment strategy

Tawfik Super Fund

Balance Review Report

As at 30 June 2022

Investment Code	Investment Name	Holding Reference	Third Party Data			BGL Ledger	Variance
			Data Feed Provider	Balance Date	Balance Amount	Balance	
60400	Bank Accounts						
MBL120986872	Macquarie CMA 120986872					3,734.75	
74800	Managed Investments (Overseas)						
SHYBCENTAR	Centaur Litigation Income and Growth Series Iv					2.0000	
OMF1140AU	Lakehouse Global Growth Fund					79,273.2086	
77600	Shares in Listed Companies (Australian)						
ANZ.AX	Australia And New Zealand Banking Group Limited				Setup	2,226.0000	2,226.0000
BUD.AX	Buddy Technologies Ltd				Setup	107,000.0000	107,000.0000
GMR.AX	Golden Rim Resources Ltd				Setup	1,267.0000	1,267.0000
MYR.AX	Myer Holdings Limited				Setup	17,000.0000	17,000.0000
NAB.AX	National Australia Bank Limited				Setup	689.0000	689.0000
PCL.AX	Pancontinental Oil & Gas NI - Ordinary Fully Paid				Verify	333,333.0000	333,333.0000
PAI.AX	Platinum Asia Investments Limited - Ordinary Fully Paid				Setup	50,000.0000	50,000.0000
PTM.AX	Platinum Asset Management Limited				Setup	6,000.0000	6,000.0000
RWC.AX	Reliance Worldwide Corporation Limited				Setup	5,115.0000	5,115.0000
TGR.AX	Tassal Group Limited				Setup	7,875.0000	7,875.0000
TRY.AX	Troy Resources NI - Ordinary Fully Paid				Setup	11,550.0000	11,550.0000
77700	Shares in Listed Companies (Overseas)						
P8A.SGX	Cordlife Group Limited					30,000.0000	

Tawfik Super Fund
Balance Review Report

As at 30 June 2022

Investment Code	Investment Name	Holding Reference	Third Party Data			BGL Ledger	Variance
			Data Feed Provider	Balance Date	Balance Amount	Balance	
77800	Shares in Unlisted Companies (Australian)						
SHSAENPL	Encompass Corporation Pty. Ltd.					26,555.0000	
77900	Shares in Unlisted Private Companies (Overseas)						
SHYBSECURE	Verrency Holdings Ltd					420,000.0000	

Tawfik Super Fund

Investment Movement Report

As at 30 June 2022

Investment	Opening Balance		Additions		Disposals			Closing Balance		
	Units	Cost	Units	Cost	Units	Cost	Accounting Profit/(Loss)	Units	Cost	Market Value
Bank Accounts										
Macquarie CMA 120986872		35,806.23		39,187.12		(71,258.60)			3,734.75	3,734.75
		35,806.23		39,187.12		(71,258.60)			3,734.75	3,734.75
Managed Investments (Overseas)										
SHYBCENTAR - Centaur Litigation Income and Growth Series Iv	2.00	29,859.66						2.00	29,859.66	0.00
OMF1140AU1 - Lakehouse Global Growth Fund	77,532.00	105,110.61	1,741.21	3,841.97				79,273.21	108,952.58	100,431.23
		134,970.27		3,841.97					138,812.24	100,431.23
Shares in Listed Companies (Australian)										
ANZ.AX - Australia And New Zealand Banking Group Limited	2,226.00	33,994.31						2,226.00	33,994.31	49,038.78
BUD.AX - Buddy Technologies Ltd	107,000.00	30,054.82						107,000.00	30,054.82	642.00
GMR.AX - Golden Rim Resources Ltd	19,000.00	28,590.29			(17,733.00)			1,267.00	28,590.29	81.09
MYR.AX - Myer Holdings Limited	17,000.00	30,014.69						17,000.00	30,014.69	5,525.00
NAB.AX - National Australia Bank Limited	658.00	9,502.40	31.00	845.71				689.00	10,348.11	18,871.71
PCL.AX - Pancontinental Oil & Gas NI - Ordinary Fully Paid	333,333.00	30,094.91						333,333.00	30,094.91	2,000.00

Tawfik Super Fund

Investment Movement Report

As at 30 June 2022

Investment	Opening Balance		Additions		Disposals			Closing Balance		
	Units	Cost	Units	Cost	Units	Cost	Accounting Profit/(Loss)	Units	Cost	Market Value
PAI.AX - Platinum Asia Investments Limited - Ordinary Fully Paid	50,000.00	50,000.00						50,000.00	50,000.00	43,000.00
PTM.AX - Platinum Asset Management Limited	6,000.00	20,344.82						6,000.00	20,344.82	10,440.00
RWC.AX - Reliance Worldwide Corporation Limited			5,115.00	20,063.60				5,115.00	20,063.60	20,664.60
TGR.AX - Tassal Group Limited	7,875.00	30,256.69						7,875.00	30,256.69	37,721.25
TRY.AX - Troy Resources NI - Ordinary Fully Paid	11,550.00	30,125.03						11,550.00	30,125.03	427.35
		292,977.96		20,909.31					313,887.27	188,411.78
Shares in Listed Companies (Overseas)										
P8A.SGX - Cordlife Group Limited	30,000.00	30,000.00						30,000.00	30,000.00	10,800.00
		30,000.00							30,000.00	10,800.00
Shares in Unlisted Companies (Australian)										
SHSAENPL - Encompass Corporation Pty. Ltd.	17,123.00	50,000.00	9,432.00	50,000.00				26,555.00	100,000.00	133,453.96
		50,000.00		50,000.00					100,000.00	133,453.96
Shares in Unlisted Private Companies (Overseas)										
SHYBSECURE - Verrency Holdings Ltd	420,000.00	151,200.00						420,000.00	151,200.00	6,315.12
		151,200.00							151,200.00	6,315.12

694,954.46	113,938.40	(71,258.60)	737,634.26	443,146.84
------------	------------	-------------	------------	------------

Financial Year Summary

1 JULY 2021 - 30 JUNE 2022

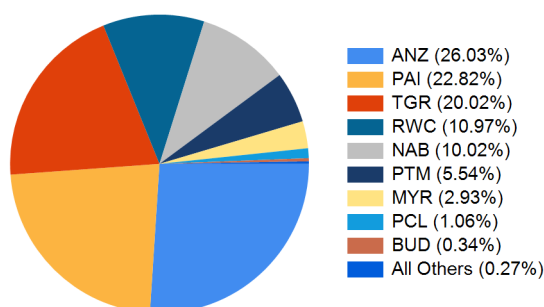


Portfolio Valuation	Account Number	Account Name	Value as at 30 June 2022
Shares	4211900	MR JOSEPH TAWFIK + MRS LOUISE GENEVIEVE TAWFIK <TAWFIK SUPER FUND A/C>	\$188,411.78

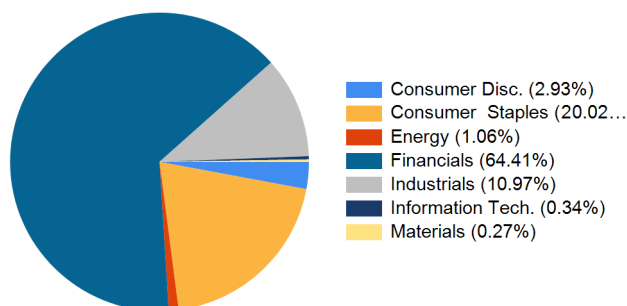
TOTAL PORTFOLIO VALUE	\$188,411.78
------------------------------	---------------------

Allocation as at 30 June 2022

Shares in your portfolio



Sectors in your portfolio



Estimated Interest & Dividends 2021-2022 Financial Year

Est. Franked Dividends	\$9,831.63
Est. Unfranked Dividends	\$1,181.25
Est. Franking Credits	\$4,213.55
Est. Interest Received from Interest Rate Securities	\$0.00
TOTAL INCOME	\$11,012.88

Fees & Charges 2021-2022 Financial Year

Total Brokerage (inc. GST)	\$63.95
Total Subscriptions (inc. GST)	\$0.00
Other Fees (inc. GST)	\$0.00
TOTAL FEES & CHARGES	\$63.95

Financial Year Summary

1 JULY 2021 - 30 JUNE 2022



This statement only provides information for CDIA accounts that have been designated as the settlement account for your Commonwealth Securities Limited Share Trading account as at 30 June. Please refer to NetBank for interest income from all other CBA accounts.

The interest shown is net of any non-resident or TFN withholding tax (if applicable). Please refer to Netbank for bank fees paid on your designated CDIA settlement account in the financial year.

The total brokerage outlined does not include any rebates you may have received over the financial year. Refer to your transaction statement records for this information.

This report only includes an estimate of dividends paid for holdings held with Commonwealth Securities Limited as at the ex-dividend date. For instance, any dividends paid prior to holdings being transferred to Commonwealth Securities Limited are not included.

This statement is an estimated summary document only and it is not intended to replace any document which contains information that may be required for taxation purposes. You should therefore refer to your CHESSE statements, dividend statements, confirmation contract notes and other investment or bank account statements for your records in this regard. This statement may not include information on accounts which have been closed, switched product type, transferred Holder Identification Number (HIN), or switched Participant Identification Number (PID) during the financial year.

This statement is issued by Commonwealth Securities Limited ABN 60 067 254 399 AFSL 238814, a market participant of ASX and Cboe Australia Pty Ltd (formerly Chi-X Australia Pty Limited), a clearing participant of ASX Clear Pty Limited and a settlement participant of ASX Settlement Pty Limited. Commonwealth Securities Limited is a wholly owned but non-guaranteed subsidiary of the Commonwealth Bank of Australia ABN 48 123 123 124 AFSL 234945 ("CBA"). Information contained in this statement is believed to be accurate at the time the statement is generated. CBA and its subsidiaries do not accept any liability for any errors or omissions contained in this statement, or any responsibility for any action taken in reliance on this statement. This document contains general information only and does not take into account your individual objectives, financial and taxation situations or needs. Before acting on the information, consider the appropriateness of your own objectives, needs, financial and taxation situation and, if necessary, seek appropriate independent financial and taxation advice. CBA is not a registered tax (financial) adviser under the Tax Agent Services Act 2009. If there are any errors in this statement, please contact us.

Address: Commonwealth Securities Limited, Locked Bag 22, Australia Square NSW 1215 | Phone: 13 15 19 | Website: www.commsec.com.au

If you are not satisfied with the service or advice you receive from us, you are entitled to complain. We have established procedures to ensure that all enquiries and complaints are properly dealt with. Please refer to our Financial Services Guide for more information. If an issue has not been resolved to your satisfaction, you can lodge a complaint with the Australian Financial Complaints Authority. AFCA provides fair and independent financial services complaint resolution that is free to consumers. Website: www.afca.org.au, Telephone: 1800 931 678 (free call), Email: info@afca.org.au, In writing to: Australian Financial Complaints Authority, GPO Box 3, Melbourne VIC 3001.

Portfolio Valuation

30 JUNE 2022



SHARES - 4211900 - HIN 49878711

MR JOSEPH TAWFIK + MRS LOUISE GENEVIEVE TAWFIK <TAWFIK SUPER FUND A/C>

Portfolio	Units	Unit Price	Portfolio Value	% of Portfolio
ANZ - ANZ BANKING GRP LTD FPO (ORDINARY FULLY PAID)	2,226	\$22.0300	\$49,038.78	26.03%
BUD - BUDDY TECH FPO (ORDINARY FULLY PAID)	107,000	\$0.0060	\$642.00	0.34%
GMR - GOLDEN RIM RESOURCES FPO (ORDINARY FULLY PAID)	1,267	\$0.0640	\$81.09	0.04%
MYR - MYER HOLDINGS LTD FPO (ORDINARY FULLY PAID)	17,000	\$0.3250	\$5,525.00	2.93%
NAB - NATIONAL AUST. BANK FPO (ORDINARY FULLY PAID)	689	\$27.3900	\$18,871.71	10.02%
PAI - PLATINUM ASIA LTD FPO (ORDINARY FULLY PAID)	50,000	\$0.8600	\$43,000.00	22.82%
PCL - PANCONTINENTAL ENERG FPO (ORDINARY FULLY PAID)	333,333	\$0.0060	\$2,000.00	1.06%
PTM - PLATINUM ASSET FPO (ORDINARY FULLY PAID)	6,000	\$1.7400	\$10,440.00	5.54%
RWC - RELIANCE WORLDWIDE FPO (ORDINARY FULLY PAID)	5,115	\$4.0400	\$20,664.60	10.97%
TGR - TASSAL GROUP LIMITED FPO (ORDINARY FULLY PAID)	7,875	\$4.7900	\$37,721.25	20.02%
TRY - TROY RESOURCES LTD FPO (ORDINARY FULLY PAID)	11,550	\$0.0370	\$427.35	0.23%
		Sub Total	\$188,411.78	100.00%

The total brokerage outlined does not include any rebates you may have received over the financial year. Refer to your transaction statement records for this information.

This report only includes an estimate of dividends paid for holdings held with Commonwealth Securities Limited as at the ex-dividend date. For instance, any dividends paid prior to holdings being transferred to Commonwealth Securities Limited are not included.

This statement is an estimated summary document only and it is not intended to replace any document which contains information that may be required for taxation purposes. You should therefore refer to your CHESS statements, dividend statements, confirmation contract notes and other investment or bank account statements for your records in this regard. This statement may not include information on accounts which have been closed, switched product type, transferred Holder Identification Number (HIN), or switched Participant Identification Number (PID) during the financial year.

This statement is issued by Commonwealth Securities Limited ABN 60 067 254 399 AFSL 238814, a market participant of ASX and Cboe Australia Pty Ltd (formerly Chi-X Australia Pty Limited), a clearing participant of ASX Clear Pty Limited and a settlement participant of ASX Settlement Pty Limited. Commonwealth Securities Limited is a wholly owned but non-guaranteed subsidiary of the Commonwealth Bank of Australia ABN 48 123 123 124 AFSL 234945 ("CBA"). Information contained in this statement is believed to be accurate at the time the statement is generated. CBA and its subsidiaries do not accept any liability for any errors or omissions contained in this statement, or any responsibility for any action taken in reliance on this statement. This document contains general information only and does not take into account your individual objectives, financial and taxation situations or needs. Before acting on the information, consider the appropriateness of your own objectives, needs, financial and taxation situation and, if necessary, seek appropriate independent financial and taxation advice. CBA is not a registered tax (financial) adviser under the Tax Agent Services Act 2009. If there are any errors in this statement, please contact us.

Address: Commonwealth Securities Limited, Locked Bag 22, Australia Square NSW 1215 | Phone: 13 15 19 | Website: www.commsec.com.au

If you are not satisfied with the service or advice you receive from us, you are entitled to complain. We have established procedures to ensure that all enquiries and complaints are properly dealt with. Please refer to our Financial Services Guide for more information. If an issue has not been resolved to your satisfaction, you can lodge a complaint with the Australian Financial Complaints Authority. AFCA provides fair and independent financial services complaint resolution that is free to consumers. Website: www.afca.org.au, Telephone: 1800 931 678 (free call), Email: info@afca.org.au, In writing to: Australian Financial Complaints Authority, GPO Box 3, Melbourne VIC 3001.

Transaction Summary

1 JULY 2021 - 30 JUNE 2022



MR JOSEPH TAWFIK + MRS LOUISE GENEVIEVE
TAWFIK <TAWFIK SUPER FUND A/C>

SHARES - 4211900 - HIN 49878711

Total Buys and Sells	2021 - 2022 Financial Year
Total Buys (inc. Brokerage + GST)	\$20,063.60
Total Sells (inc. Brokerage + GST)	\$0.00

RWC - RELIANCE WORLDWIDE FPO (ORDINARY FULLY PAID)

Date	Type	Quantity	Unit Price	Trade Value	Brokerage+GST	GST	CNote	Total Value
10-Jun-2022	Buy	5,115	\$3.9100	\$19,999.65	\$63.95	\$5.82	134171470	\$20,063.60
				Sub Total	\$63.95	\$5.82		\$20,063.60

Transaction Summary

1 JULY 2021 - 30 JUNE 2022



The transaction summary is only able to display information available to Commonwealth Securities Limited. Certain transactions may not be displayed, including but not limited to transactions made off market such as Initial Public Offerings (IPOs) and Delivery vs Payment Settlements (DvP). Transactions regarding corporate actions or stock transfers are not included and can be found on your statements as issued by the company or the share registry. Transactions for Issuer Sponsored holdings placed outside of this account are not included in this summary. Links to some of the key share registries can be found below:

Computershare (<http://www.computershare.com/au/Pages/default.aspx>)
Link Market Services (<https://investorcentre.linkmarketservices.com.au/Login.aspx/Login>)
Boardroom Limited (<https://boardroomlimited.com.au>)
Security Transfer Registrars (<https://www.securitytransfer.com.au>)
Advanced Share Registry Services (<http://www.advancedshare.com.au/Home.aspx>)

The total brokerage outlined does not include any rebates you may have received over the financial year. Refer to your transaction statement records for this information.

This report only includes an estimate of dividends paid for holdings held with Commonwealth Securities Limited as at the ex-dividend date. For instance, any dividends paid prior to holdings being transferred to Commonwealth Securities Limited are not included.

This statement is an estimated summary document only and it is not intended to replace any document which contains information that may be required for taxation purposes. You should therefore refer to your CHESS statements, dividend statements, confirmation contract notes and other investment or bank account statements for your records in this regard. This statement may not include information on accounts which have been closed, switched product type, transferred Holder Identification Number (HIN), or switched Participant Identification Number (PID) during the financial year.

This statement is issued by Commonwealth Securities Limited ABN 60 067 254 399 AFSL 238814, a market participant of ASX and Cboe Australia Pty Ltd (formerly Chi-X Australia Pty Limited), a clearing participant of ASX Clear Pty Limited and a settlement participant of ASX Settlement Pty Limited. Commonwealth Securities Limited is a wholly owned but non-guaranteed subsidiary of the Commonwealth Bank of Australia ABN 48 123 123 124 AFSL 234945 ("CBA"). Information contained in this statement is believed to be accurate at the time the statement is generated. CBA and its subsidiaries do not accept any liability for any errors or omissions contained in this statement, or any responsibility for any action taken in reliance on this statement. This document contains general information only and does not take into account your individual objectives, financial and taxation situations or needs. Before acting on the information, consider the appropriateness of your own objectives, needs, financial and taxation situation and, if necessary, seek appropriate independent financial and taxation advice. CBA is not a registered tax (financial) adviser under the Tax Agent Services Act 2009. If there are any errors in this statement, please contact us.

Address: Commonwealth Securities Limited, Locked Bag 22, Australia Square NSW 1215 | Phone: 13 15 19 | Website: www.commsec.com.au

If you are not satisfied with the service or advice you receive from us, you are entitled to complain. We have established procedures to ensure that all enquiries and complaints are properly dealt with. Please refer to our Financial Services Guide for more information. If an issue has not been resolved to your satisfaction, you can lodge a complaint with the Australian Financial Complaints Authority. AFCA provides fair and independent financial services complaint resolution that is free to consumers. Website: www.afca.org.au, Telephone: 1800 931 678 (free call), Email: info@afca.org.au, In writing to: Australian Financial Complaints Authority, GPO Box 3, Melbourne VIC 3001.

Interest & Estimated Dividend Summary



1 JULY 2021 - 30 JUNE 2022

SHARES - 4211900 - HIN 49878711

MR JOSEPH TAWFIK + MRS LOUISE GENEVIEVE TAWFIK <TAWFIK SUPER FUND A/C>

ESTIMATED DIVIDEND SUMMARY

ANZ - ANZ BANKING GRP LTD FPO (ORDINARY FULLY PAID)

Ex-div date	Payment Date	Type	Dividend per share	Units	Est. Unfranked Amount	Est. Franked Amount	Est. Total Dividend	Est. Franking Credit
08-Nov-2021	16-Dec-2021	Final	\$0.7200	2,226	\$0.00	\$1,602.72	\$1,602.72	\$686.88
10-May-2021	01-Jul-2021	Interim	\$0.7000	2,226	\$0.00	\$1,558.20	\$1,558.20	\$667.80
Sub Total					\$0.00	\$3,160.92	\$3,160.92	\$1,354.68

MYR - MYER HOLDINGS LTD FPO (ORDINARY FULLY PAID)

Ex-div date	Payment Date	Type	Dividend per share	Units	Est. Unfranked Amount	Est. Franked Amount	Est. Total Dividend	Est. Franking Credit
23-Mar-2022	12-May-2022	Interim	\$0.0150	17,000	\$0.00	\$255.00	\$255.00	\$109.29
Sub Total					\$0.00	\$255.00	\$255.00	\$109.29

NAB - NATIONAL AUST. BANK FPO (ORDINARY FULLY PAID)

Ex-div date	Payment Date	Type	Dividend per share	Units	Est. Unfranked Amount	Est. Franked Amount	Est. Total Dividend	Est. Franking Credit
15-Nov-2021	15-Dec-2021	Final	\$0.6700	673	\$0.00	\$450.91	\$450.91	\$193.25
13-May-2021	02-Jul-2021	Interim	\$0.6000	658	\$0.00	\$394.80	\$394.80	\$169.20
Sub Total					\$0.00	\$845.71	\$845.71	\$362.45

PAI - PLATINUM ASIA LTD FPO (ORDINARY FULLY PAID)

Ex-div date	Payment Date	Type	Dividend per share	Units	Est. Unfranked Amount	Est. Franked Amount	Est. Total Dividend	Est. Franking Credit
24-Feb-2022	18-Mar-2022	Interim	\$0.0250	50,000	\$0.00	\$1,250.00	\$1,250.00	\$535.71
26-Aug-2021	16-Sep-2021	Final	\$0.0600	50,000	\$0.00	\$3,000.00	\$3,000.00	\$1,285.71
Sub Total					\$0.00	\$4,250.00	\$4,250.00	\$1,821.42

PTM - PLATINUM ASSET FPO (ORDINARY FULLY PAID)

Ex-div date	Payment Date	Type	Dividend per share	Units	Est. Unfranked Amount	Est. Franked Amount	Est. Total Dividend	Est. Franking Credit
02-Mar-2022	18-Mar-2022	Interim	\$0.1000	6,000	\$0.00	\$600.00	\$600.00	\$257.14
02-Sep-2021	16-Sep-2021	Final	\$0.1200	6,000	\$0.00	\$720.00	\$720.00	\$308.57
Sub Total					\$0.00	\$1,320.00	\$1,320.00	\$565.71

TGR - TASSAL GROUP LIMITED FPO (ORDINARY FULLY PAID)

Ex-div date	Payment Date	Type	Dividend per share	Units	Est. Unfranked Amount	Est. Franked Amount	Est. Total Dividend	Est. Franking Credit
14-Mar-2022	30-Mar-2022	Interim	\$0.0800	7,875	\$630.00	\$0.00	\$630.00	\$0.00
14-Sep-2021	29-Sep-2021	Final	\$0.0700	7,875	\$551.25	\$0.00	\$551.25	\$0.00
Sub Total					\$1,181.25	\$0.00	\$1,181.25	\$0.00
TOTAL					\$1,181.25	\$9,831.63	\$11,012.88	\$4,213.55

Interest & Estimated Dividend Summary

1 JULY 2021 - 30 JUNE 2022



ESTIMATED INTEREST RECEIVED

There are no transactions on this account.

TOTAL

\$0.00

Interest & Estimated Dividend Summary



1 JULY 2021 - 30 JUNE 2022

(1) This is an estimate prepared by Commonwealth Securities Limited based upon units that you hold in accordance with our records and may not distinguish between cash dividends or dividends reinvested through any particular company's dividend reinvestment plan. Your actual entitlement will be determined by information recorded in the company's share registry at the relevant record dates. Amounts that may have been withheld for failing to provide your tax file number to your share registries are not disclosed on this report.

Dividends are estimated by CommSec based on the total registered Units held on the Record Date of the dividend. The following fields are estimated in accordance with the calculations outlined below:

- (a) Units = Total registered units of security held on the Record Date of the dividend
- (b) Est. Unfranked Amount = Units X Dividend per security X Unfranked %
- (c) Est. Franked Amount = Units X Dividend per security X Franked %
- (d) Est. Franking Credit = (Est. Franked Amount X company tax rate)/(100 - company tax rate)
- (e) Est. Total Dividend = Units x Dividend per security

(2) In order to be eligible to claim the benefit of a franking credit, you must be a 'qualified person'. You will be a qualified person if you satisfy:

One of the specific concessions in the legislation (for example, you are an individual whose total franking credit entitlement for the income year does not exceed \$5,000); and/or

The 45-day rule

The 45-day rule requires that if you are an Australian tax resident shareholder, you must have held the security 'at risk' for at least 45 consecutive days, not including date of purchase and date of sale. Where the 45 day holding requirement has not been satisfied, the 45-day rule may apply to deny the franking credits attached to the dividend received in respect of the particular security. The 45-day rule is complex. You should obtain your own taxation advice to understand how these provisions apply to you.

Please refer to the statements provided by the Share Registry for tax return purposes. These may include details of any foreign tax credits you may be entitled to and breakdown of any trust distribution you may have received.

For details of the components of your ASX listed trust distributions you will need to refer to the Annual Tax Statement issued by the trust manager.

The total brokerage outlined does not include any rebates you may have received over the financial year. Refer to your transaction statement records for this information.

This report only includes an estimate of dividends paid for holdings held with Commonwealth Securities Limited as at the ex-dividend date. For instance, any dividends paid prior to holdings being transferred to Commonwealth Securities Limited are not included.

This statement is an estimated summary document only and it is not intended to replace any document which contains information that may be required for taxation purposes. You should therefore refer to your CHESS statements, dividend statements, confirmation contract notes and other investment or bank account statements for your records in this regard. This statement may not include information on accounts which have been closed, switched product type, transferred Holder Identification Number (HIN), or switched Participant Identification Number (PID) during the financial year.

This statement is issued by Commonwealth Securities Limited ABN 60 067 254 399 AFSL 238814, a market participant of ASX and Cboe Australia Pty Ltd (formerly Chi-X Australia Pty Limited), a clearing participant of ASX Clear Pty Limited and a settlement participant of ASX Settlement Pty Limited. Commonwealth Securities Limited is a wholly owned but non-guaranteed subsidiary of the Commonwealth Bank of Australia ABN 48 123 123 124 AFSL 234945 ("CBA"). Information contained in this statement is believed to be accurate at the time the statement is generated. CBA and its subsidiaries do not accept any liability for any errors or omissions contained in this statement, or any responsibility for any action taken in reliance on this statement. This document contains general information only and does not take into account your individual objectives, financial and taxation situations or needs. Before acting on the information, consider the appropriateness of your own objectives, needs, financial and taxation situation and, if necessary, seek appropriate independent financial and taxation advice. CBA is not a registered tax (financial) adviser under the Tax Agent Services Act 2009. If there are any errors in this statement, please contact us.

Address: Commonwealth Securities Limited, Locked Bag 22, Australia Square NSW 1215 | Phone: 13 15 19 | Website: www.commsec.com.au

If you are not satisfied with the service or advice you receive from us, you are entitled to complain. We have established procedures to ensure that all enquiries and complaints are properly dealt with. Please refer to our Financial Services Guide for more information. If an issue has not been resolved to your satisfaction, you can lodge a complaint with the Australian Financial Complaints Authority. AFCA provides fair and independent financial services complaint resolution that is free to consumers. Website: www.afca.org.au, Telephone: 1800 931 678 (free call), Email: info@afca.org.au, In writing to: Australian Financial Complaints Authority, GPO Box 3, Melbourne VIC 3001.

Interest & Estimated Dividend Summary



1 JULY 2021 - 30 JUNE 2022

GLOSSARY

Units	The number of registered securities that you own.
Unit Price	The Portfolio Valuation 'Unit Price' is calculated using a 'Reference' Price provided by the ASX which takes into account an adjustment to determine value at Close of Market if the Security does not trade in the Closing Single Price Auction on the Valuation Date.
Brokerage	The fee or charge that is paid by you when transacting a buy or sell.
Holder Identification Number (HIN)	When you are CHESS sponsored with a Broker you will be issued a unique number, called a HIN. Multiple holdings can be registered under the single HIN. A HIN starts with the letter X and usually followed by 10 numbers, e.g. X0001234567.
Dividend	A dividend is a payment made to shareholders from the company. This payment is a portion of the company's profits. ASX listed companies typically pay dividends twice a year, usually as an 'interim' dividend and a 'final dividend'. From time to time, a company may also pay a 'special' dividend.
Ex-dividend date	The ex-dividend date occurs two business days before the company's Record Date. To be entitled to a dividend a shareholder must have purchased the shares before the ex-dividend date. If you purchase shares on or after that date, the previous owner of the shares (and not you) is entitled to the dividend.
Interim dividend	A dividend paid during the year, usually accompanying a company's interim financial statements.
Final dividend	A dividend paid at the end of a company's financial year, representing a return based on the previous twelve months' financial performance and the future outlook.
Special dividend	A dividend paid by the company outside typical recurring (interim and final) dividend cycle.
Record date	The record date is the date the share registries use in determining who is entitled to a dividend or entitlement associated with a security. Those who held the security in the company and were on the register on the record date are eligible for the entitlement.
Payment date	The date on which a declared dividend is scheduled to be paid.
Unfranked dividend	Dividends which do not carry a franking credit.
Franked dividend	Franked dividends are paid to security holders out of profits on which the company has already paid tax.
Franking /Imputation Credit	A franking credit is your share of tax paid by a company on the profits from which your dividend is paid. They are also known as Imputation Credits.
Total subscription	Total subscription can include, but is not limited to market data and research subscription fees and share trade alerts.
Other fees	Other fees can include, but are not limited to: Off market transfer fees, conditional trading fees, rejection fees, early and late settlement fees, fail fees, SRN query, rebooking fees, cheque payment fee or cheque dishonour fees and the printing and posting of contract notes.
Corporate action (CA)	Any action initiated by the company or corporation, for the purpose of giving an entitlement to shareholders.

77700 - Shares in Listed Companies (Overseas)

2022 Financial Year

Preparer Louise Montiel

Reviewer Steven Lee

Status Completed

Account Code	Description	CY Units	CY Balance	LY Units	LY Balance	Change
P8A.SGX	Cordlife Group Limited	30000.000000	\$10,800.00	30000.000000	\$11,574.00	(6.69)%
TOTAL		CY Units	CY Balance	LY Units	LY Balance	
		30000.000000	\$10,800.00	30000.000000	\$11,574.00	

Supporting Documents

- Investment Movement Report [Report](#)
- Tawfik Super Fund 2022_Queries_responses.docx [P8A.SGX](#)
- Cordlife MV.PNG [P8A.SGX](#)

Standard Checklist

- Attach copies of Statements and Source Documentation
- Attach Investment Movement Report
- Ensure all Investments are valued at June 30 in Australian Dollars
- Ensure the investment is in accordance with the Fund's investment strategy
- Ensure the investment is in accordance with the SIS Act

Tawfik Super Fund

Investment Movement Report

As at 30 June 2022

Investment	Opening Balance		Additions		Disposals			Closing Balance		
	Units	Cost	Units	Cost	Units	Cost	Accounting Profit/(Loss)	Units	Cost	Market Value
Bank Accounts										
Macquarie CMA 120986872		35,806.23		39,187.12		(71,258.60)			3,734.75	3,734.75
		35,806.23		39,187.12		(71,258.60)			3,734.75	3,734.75
Managed Investments (Overseas)										
SHYBCENTAR - Centaur Litigation Income and Growth Series Iv	2.00	29,859.66						2.00	29,859.66	0.00
OMF1140AU1 - Lakehouse Global Growth Fund	77,532.00	105,110.61	1,741.21	3,841.97				79,273.21	108,952.58	100,431.23
		134,970.27		3,841.97					138,812.24	100,431.23
Shares in Listed Companies (Australian)										
ANZ.AX - Australia And New Zealand Banking Group Limited	2,226.00	33,994.31						2,226.00	33,994.31	49,038.78
BUD.AX - Buddy Technologies Ltd	107,000.00	30,054.82						107,000.00	30,054.82	642.00
GMR.AX - Golden Rim Resources Ltd	19,000.00	28,590.29			(17,733.00)			1,267.00	28,590.29	81.09
MYR.AX - Myer Holdings Limited	17,000.00	30,014.69						17,000.00	30,014.69	5,525.00
NAB.AX - National Australia Bank Limited	658.00	9,502.40	31.00	845.71				689.00	10,348.11	18,871.71
PCL.AX - Pancontinental Oil & Gas NI - Ordinary Fully Paid	333,333.00	30,094.91						333,333.00	30,094.91	2,000.00

Tawfik Super Fund

Investment Movement Report

As at 30 June 2022

Investment	Opening Balance		Additions		Disposals			Closing Balance		
	Units	Cost	Units	Cost	Units	Cost	Accounting Profit/(Loss)	Units	Cost	Market Value
PAI.AX - Platinum Asia Investments Limited - Ordinary Fully Paid	50,000.00	50,000.00						50,000.00	50,000.00	43,000.00
PTM.AX - Platinum Asset Management Limited	6,000.00	20,344.82						6,000.00	20,344.82	10,440.00
RWC.AX - Reliance Worldwide Corporation Limited			5,115.00	20,063.60				5,115.00	20,063.60	20,664.60
TGR.AX - Tassal Group Limited	7,875.00	30,256.69						7,875.00	30,256.69	37,721.25
TRY.AX - Troy Resources NI - Ordinary Fully Paid	11,550.00	30,125.03						11,550.00	30,125.03	427.35
		292,977.96		20,909.31					313,887.27	188,411.78
Shares in Listed Companies (Overseas)										
P8A.SGX - Cordlife Group Limited	30,000.00	30,000.00						30,000.00	30,000.00	10,800.00
		30,000.00							30,000.00	10,800.00
Shares in Unlisted Companies (Australian)										
SHSAENPL - Encompass Corporation Pty. Ltd.	17,123.00	50,000.00	9,432.00	50,000.00				26,555.00	100,000.00	133,453.96
		50,000.00		50,000.00					100,000.00	133,453.96
Shares in Unlisted Private Companies (Overseas)										
SHYBSECURE - Verrency Holdings Ltd	420,000.00	151,200.00						420,000.00	151,200.00	6,315.12
		151,200.00							151,200.00	6,315.12

694,954.46	113,938.40	(71,258.60)	737,634.26	443,146.84
------------	------------	-------------	------------	------------

Tawfik Super Fund 2022

Queries

- Please provide Annual Tax Statements and documents to confirm holdings and market value at 30 June 2022 for the below investment.
 - Centaur Litigation Income Growth Series IV – 2 units: Response: No dividends or payments were received. The last formal notice received was the liquidators acknowledgement of our claim amount. Payment by the liquidators of the funds is unknown
 - Cordlife Group Limited – 30,000units: Response: Cordlife was priced at SG\$ 0.39 per share as of 30th June 2021 <https://www.stockopedia.com/share-prices/cordlife-SGX:P8A/>
 - Encompass Corporation Pty Ltd – 17,123 units Response: The correct number of units is 26,555 since a \$50,000 additional investment was made at £2.85 per share in October 2021. A copy of the subscription application is provided in the Dropbox.
 - Verency Holdings Ltd – 420,000 units: Response: company's last raise had the share valued at US\$0.02c per share
- Please provide details and documents for the below transactions from Macquarie Bank:

Date	Description	Amount		Response
19/10/2021	TAWFIK,JOSEPH Contribution	10,000.00	Cash In	Contribution split equally between Louise and Myself
20/10/2021	TRANSACT FUNDS TFR TO ENCOMPASS CORPORAT	50,000.00	Cash Out	a \$50,000 additional investment was made at £2.85 per share in October 2021. An additional 9,432 shares were acquired.
09/06/2022	Kinetic consult Loan Repayment	10,000.00	Cash In	Contribution split equally between Louise and Myself. Ignore the narration. It is incorrect. It is a contribution.

3. Please provide signed 2022 investment strategy. [Response: provided in Dropbox](#)

77800 - Shares in Unlisted Companies (Australian)

2022 Financial Year

Preparer Louise Montiel

Reviewer Steven Lee

Status Completed

Account Code	Description	CY Units	CY Balance	LY Units	LY Balance	Change
SHSAENPL	Encompass Corporation Pty. Ltd.	26555.000000	\$133,453.96	17123.000000	\$89,888.64	48.47%
TOTAL		CY Units	CY Balance	LY Units	LY Balance	
		26555.000000	\$133,453.96	17123.000000	\$89,888.64	

Supporting Documents

- Investment Movement Report [Report](#)
- Tawfik Super Fund 2022_Queries_02_responses.docx [SHSAENPL](#)
- ECGH - SHARE CERTIFICATE 152 - Tawfik Superannuation Fund.docx.pdf [SHSAENPL](#)
- Encompass Share Certificate.pdf [SHSAENPL](#)

Standard Checklist

- Attach copies of Statements and Source Documentation
- Attach Investment Movement Report
- Ensure all Investments are valued correctly at June 30
- Ensure the investment is in accordance with the Fund's investment strategy
- Ensure the investment is in accordance with the SIS Act

Tawfik Super Fund

Investment Movement Report

As at 30 June 2022

Investment	Opening Balance		Additions		Disposals			Closing Balance		
	Units	Cost	Units	Cost	Units	Cost	Accounting Profit/(Loss)	Units	Cost	Market Value
Bank Accounts										
Macquarie CMA 120986872		35,806.23		39,187.12		(71,258.60)			3,734.75	3,734.75
		35,806.23		39,187.12		(71,258.60)			3,734.75	3,734.75
Managed Investments (Overseas)										
SHYBCENTAR - Centaur Litigation Income and Growth Series Iv	2.00	29,859.66						2.00	29,859.66	0.00
OMF1140AU1 - Lakehouse Global Growth Fund	77,532.00	105,110.61	1,741.21	3,841.97				79,273.21	108,952.58	100,431.23
		134,970.27		3,841.97					138,812.24	100,431.23
Shares in Listed Companies (Australian)										
ANZ.AX - Australia And New Zealand Banking Group Limited	2,226.00	33,994.31						2,226.00	33,994.31	49,038.78
BUD.AX - Buddy Technologies Ltd	107,000.00	30,054.82						107,000.00	30,054.82	642.00
GMR.AX - Golden Rim Resources Ltd	19,000.00	28,590.29			(17,733.00)			1,267.00	28,590.29	81.09
MYR.AX - Myer Holdings Limited	17,000.00	30,014.69						17,000.00	30,014.69	5,525.00
NAB.AX - National Australia Bank Limited	658.00	9,502.40	31.00	845.71				689.00	10,348.11	18,871.71
PCL.AX - Pancontinental Oil & Gas NI - Ordinary Fully Paid	333,333.00	30,094.91						333,333.00	30,094.91	2,000.00

Tawfik Super Fund

Investment Movement Report

As at 30 June 2022

Investment	Opening Balance		Additions		Disposals			Closing Balance		
	Units	Cost	Units	Cost	Units	Cost	Accounting Profit/(Loss)	Units	Cost	Market Value
PAI.AX - Platinum Asia Investments Limited - Ordinary Fully Paid	50,000.00	50,000.00						50,000.00	50,000.00	43,000.00
PTM.AX - Platinum Asset Management Limited	6,000.00	20,344.82						6,000.00	20,344.82	10,440.00
RWC.AX - Reliance Worldwide Corporation Limited			5,115.00	20,063.60				5,115.00	20,063.60	20,664.60
TGR.AX - Tassal Group Limited	7,875.00	30,256.69						7,875.00	30,256.69	37,721.25
TRY.AX - Troy Resources NI - Ordinary Fully Paid	11,550.00	30,125.03						11,550.00	30,125.03	427.35
		292,977.96		20,909.31					313,887.27	188,411.78
Shares in Listed Companies (Overseas)										
P8A.SGX - Cordlife Group Limited	30,000.00	30,000.00						30,000.00	30,000.00	10,800.00
		30,000.00							30,000.00	10,800.00
Shares in Unlisted Companies (Australian)										
SHSAENPL - Encompass Corporation Pty. Ltd.	17,123.00	50,000.00	9,432.00	50,000.00				26,555.00	100,000.00	133,453.96
		50,000.00		50,000.00					100,000.00	133,453.96
Shares in Unlisted Private Companies (Overseas)										
SHYBSECURE - Verrency Holdings Ltd	420,000.00	151,200.00						420,000.00	151,200.00	6,315.12
		151,200.00							151,200.00	6,315.12

694,954.46	113,938.40	(71,258.60)	737,634.26	443,146.84
------------	------------	-------------	------------	------------

Tawfik Super Fund 2022

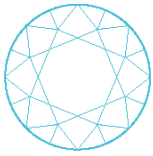
Queries 02

1. Encompass Corporation Pty Ltd – 26,555 units
 - a. Please provide share certificate for the newly acquired shares. Response: [Provided in Dropbox](#)
 - b. Please confirm the market value as at 30/06/2022. Response: [at £2.85 per share in October 2021.](#)

2. Please provide details and documents for the below transactions from Macquarie Bank:

Date	Description	Amount		Response
19/10/2021	TAWFIK,JOSEPH Contribution	10,000.00	Cash In	Contribution split equally between Louise and Myself
09/06/2022	Kinetic consult Loan Repayment	10,000.00	Cash In	Contribution split equally between Louise and Myself. Ignore the narration. It is incorrect. It is a contribution.

[Please confirm these were non-concessional contributions.](#) Response: Yes



encompass
the full picture, fast

Certificate Number: 152

ENCOMPASS CORPORATION GROUP
HOLDINGS LIMITED
COMPANY NUMBER 12535966
REGISTERED UNDER THE COMPANIES ACT 2006

SHARE CERTIFICATE

This is to certify that

Tawfik Superannuation Fund
*is the holder of 9,432 fully paid Ordinary Shares,
subject to the Articles of Association of the Company.*

This Certificate must be surrendered to the Company on the transfer of any of the above shares.

Executed for and on behalf of the Company by the authority of the Directors:

DocuSigned by:

Roger Carson

933390D38B5B4E9...

Signature

20 October 2021

Date

DocuSigned by:

Wayne Johnson

99328B5E964A489...

Signature

20 October 2021

Date



encompass
the full picture, fast

ENCOMPASS CORPORATION PTY. LTD.

A.C.N. 140 556 896

REGISTERED UNDER THE CORPORATIONS ACT 2001

SHARE CERTIFICATE

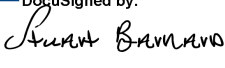
This is to certify that

Tawfik Superannuation Fund

*Is the holder of 17,123 fully paid Ordinary Shares,
subject to the Company Constitution.*

This Certificate must be surrendered to the Company
on the transfer of any of the above shares.

Executed for and on behalf of the Company by the
authority of the Company Secretary:

DocuSigned by:

72379CD849F5420...
Signature

26 October 2018

Date



encompass
the full picture, fast

ENCOMPASS CORPORATION PTY. LTD.

A.C.N. 140 556 896

REGISTERED UNDER THE CORPORATIONS ACT 2001

SHARE CERTIFICATE

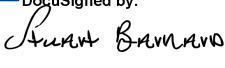
This is to certify that

Tawfik Superannuation Fund

*Is the holder of 17,123 fully paid Ordinary Shares,
subject to the Company Constitution.*

This Certificate must be surrendered to the Company
on the transfer of any of the above shares.

Executed for and on behalf of the Company by the
authority of the Company Secretary:

DocuSigned by:

72379CD849F5420...
Signature

26 October 2018

Date



encompass
the full picture, fast

ENCOMPASS CORPORATION PTY. LTD.

A.C.N. 140 556 896

REGISTERED UNDER THE CORPORATIONS ACT 2001

SHARE CERTIFICATE

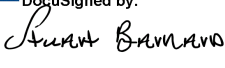
This is to certify that

Tawfik Superannuation Fund

*Is the holder of 17,123 fully paid Ordinary Shares,
subject to the Company Constitution.*


This Certificate must be surrendered to the Company
on the transfer of any of the above shares.

Executed for and on behalf of the Company by the
authority of the Company Secretary:

DocuSigned by:

72379CD849F5420...
Signature

26 October 2018


Date



encompass

the full picture, fast

**Share
Subscription
Agreement**



Contact Person

If you have any queries regarding this document, please contact:

Company: Encompass Corporation Pty Ltd.
ABN 45 140 556 896

Name: Wayne Johnson

Phone Number: +61 (0) 418 297 772

Email: waynej@encompasscorporation.com
www.encompasscorporation.com

Mail: GPO Box 153, Sydney NSW 2001

© COPYRIGHT 2013 Encompass Corporation.

All rights reserved. No part of this work may be reproduced or transmitted in any form by any means, electronic or mechanical, including photocopying and recording, or by any information storage or retrieval system, except for the exclusive use of the addressee's organizations or as permitted in writing.

Important Notices

Confidentiality

The information contained herein is being provided on a confidential basis to the recipient solely for the purpose of evaluating an investment in Encompass Corporation Pty Ltd, ABN 45 140 556 896 (the "**Company**").

By accepting a copy of this Information the recipient agrees, for itself and its related bodies corporate and each of their management, officers, employees, agents, representatives and advisers, to maintain the confidentiality of this information. Any reproduction, use, disclosure or distribution of this Information for any purpose other than to evaluate an investment in the Company, is prohibited.

Status of Information

The information contained herein in or subsequently provided to the recipient by, or on behalf of the Company, is provided to the recipient on the terms and conditions set out in this notice.

The information contained herein has been furnished by the Company and other sources deemed reliable but no assurance can be given by the Parties as to the accuracy or completeness of this information.

To the full extent permitted by law:

- (a) no representation or warranty (express or implied) is given; and no responsibility or liability (including in negligence) is accepted, by the Parties as to the truth, accuracy or completeness of any statement, opinion, forecast, information or other matter.
- (b) no responsibility or liability (including in negligence) is accepted by the Parties for, or in connection with any act or omission, directly or indirectly in reliance upon; or for any cost, expense, loss or other liability, directly or indirectly, arising from, or in connection with, any omission from or defects in, or any failure to correct any information, or any communication (oral or written) about or concerning them, or the issue of securities in the Company.

Forward-Looking Statements

Recipients of this information are advised that the forecasts are forward-looking statements and while considered reasonable by the Company at the time of creation they are inherently speculative. Due to the subjective judgments and inherent uncertainties of statements about future events, there can be no assurance that the Company's actual future results, or subsequent forecasts, will not vary significantly from the forecasts and other forward-looking statements and no such warranty or should be implied.

No Recommendation

The provision of this Information is not and should not be considered as a recommendation in relation to an investment in the Company or that an investment in the Company is a suitable investment for the recipient.

Investor Enquiries

The Company does not purport to provide all of the information the recipient may require in order to evaluate an investment in the Company. Recipients should rely upon their own enquiries and evaluations they consider appropriate to verify any information to determine the suitability of an investment in the Company (including regarding their investment objectives, financial situation, and particular needs) and should seek all necessary financial, legal, tax and investment advice.

Recipients are cautioned that the Company is an early stage company and that any investment in the Company carries risk.

No Listing

No application for quotation of the New Shares offered on ASX will be made.

Liquidity

Liquidity of the securities of the Company offered cannot be guaranteed. Any transfer of shares is subject to approval by the Directors of the Company.

Excluded Offer

This Information has not been nor will be lodged with ASIC. It does not constitute a prospectus or other disclosure document within the meaning of Chapter 6D of the Corporations Act. Any prospective shareholder who does not consider themselves to be an experienced or financially capable investor for the purposes of evaluating this investment without benefit of a prospectus should notify the company accordingly, and absent such notification will be understood to have such experience or capacity.

Overseas Shareholders

This does not constitute an offer of securities for issue or sale or an invitation to apply for the issue of securities or to purchase securities in any jurisdiction in which, or to any person to whom, it would be unlawful to make such an offer or invitation.

Terms of the Offer

How to Apply for New Shares

Complete the application form below in accordance with the instructions set out in the form. Completed application forms together with a cheque or bank in Australian currency for the amount shown on the form must be forwarded to reach, Encompass Corporation, GPO Box 153, Sydney NSW 2001. Except as required by the Corporations Act, application forms may not be withdrawn by an applicant after delivery in accordance with this Information.

By lodging an application form in respect of the offer, each applicant declares and warrants to the Company that it is a person, or that the applicant's situation is, listed in Section 708 of the Corporations Act.

Payment

The completed application form must be accompanied by payment in full at the rate of AUD \$2.92 (two dollars and ninety-two cents) per New Share for which you apply. Cheques or bank drafts must be made payable to Encompass Corporation Pty Ltd and crossed "not negotiable". Receipts for payments will be issued. Payment will only be accepted in Australian currency and as follows:

- Bank drawn on and payable at any Australian bank; or
- Cheque drawn on and payable at any Australian bank; or
- Electronic Transfer to -
Encompass Corporation Pty Ltd
Commonwealth Bank,
Cnr Pitt and Martin Place Sydney
BSB 062 099
ACC 1064 8321

Enquiries

If you have any questions in relation to this Information, please contact Wayne Johnson +61 418 297 772 or email enquiries to waynej@encompasscorporation.com

Allotment

The Company reserves the right to accept or reject any Application in whole or in part. Where the number of Shares allotted is less than the number applied for, the surplus application monies will be promptly returned by cheque. Applications will be considered promptly upon receipt and Shares allotted to successful applicants.

No ASX listing at this stage

The Company does not intend to apply for admission to the Official List of the ASX or any other securities exchange or to have its securities quoted on the ASX or any other securities exchange at this stage. Accordingly there may be no ready market for the sale of any Shares subscribed for.



No intention to sell Shares within 12 months

The Company is not issuing the Shares for the purpose of successful applicants selling or transferring them, or granting, issuing or transferring interests in, or options or warrants over them for at least 12 months and applications must be made on the basis that the applicant intends to acquire the Shares as an investment to be held for at least 12 months.

Offer not underwritten

The Offer is not underwritten.

Commissions

Commission fees of up to 6% may be payable to licensed financial institutions or entities involved in fund raising activities.

Rights attaching to New Shares

The New Shares will be fully paid Shares and will rank pari passu with Shares currently on issue. New Shareholders are required to assent to be a party to the Shareholders Deed. See the attached Encompass Corporation Shareholders Deed details.

Application for Shares

The person named below (the "Applicant") applies for the number of ordinary shares in the Company (the "Shares") set out below at an issue price of \$2.92 per share.

The Applicant agrees to be bound by the constitution of the Company and the Encompass Corporation Shareholders Deed.

The Applicant acknowledges as follows.


- (a) A prospectus or other disclosure document is not required to be lodged with the Australian Securities and Investments Commission under the Corporations Act 2001 in respect of any offer or invitation to the Applicant for the issue of the Shares to the Applicant.
- (b) Neither the Company nor any other person makes, or has made, any representation or warranty to the Applicant in respect of the Company, its business, assets, liabilities, financial position, profits, losses or prospects, or the value of the Shares.
- (c) An investment in the Shares is speculative.
- (d) Neither the Company nor any of its directors, officers, employees or any other person will be liable to the Applicant in contract, in tort, for negligence or otherwise for any loss or damage arising as a result of the investment by the Applicant in the Shares (except to the extent that any statutory liability cannot be excluded).
- (e) The Shares will not be issued by the Company for the purpose of the Applicant selling or transferring any of them or granting, issuing or transferring interests in, or options or warrants over, any of them.
- (f) The Shares will not be listed for quotation on Australian Stock Exchange Limited ("ASX"). However, if the Company applies to be admitted to the official list of ASX, all or some of the Shares may be subject to restrictions on transfer on terms determined by ASX. The Applicant agrees to enter into any restriction agreement required by ASX in relation to the Shares.

Name of Applicant: Tawfik Superannuation Fund

Address of Applicant: 38 BALLAST POINT Road Birchgrove
NSW 2041

Email address of Applicant: Joe.tawfik@kinetics.com

Number of shares applied for: 17,123

Signature Applicant:  Date: 10 / 10 / 2018

77900 - Shares in Unlisted Private Companies (Overseas)

2022 Financial Year

Preparer Louise Montiel

Reviewer Steven Lee

Status Completed

Account Code	Description	CY Units	CY Balance	LY Units	LY Balance	Change
SHYBSECURE	Verrency Holdings Ltd	420000.000000	\$6,315.12	420000.000000	\$11,172.00	(43.47)%
TOTAL		CY Units	CY Balance	LY Units	LY Balance	
		420000.000000	\$6,315.12	420000.000000	\$11,172.00	

Supporting Documents

- Investment Movement Report [Report](#)
- Tawfik Super Fund 2022_Queries_responses.docx [SHYBSECURE](#)

Standard Checklist

- Attach copies of Statements and Source Documentation
- Attach Investment Movement Report
- Ensure all Investments are valued correctly at June 30
- Ensure the investment is in accordance with the Fund's investment strategy
- Ensure the investment is in accordance with the SIS Act

Tawfik Super Fund

Investment Movement Report

As at 30 June 2022

Investment	Opening Balance		Additions		Disposals			Closing Balance		
	Units	Cost	Units	Cost	Units	Cost	Accounting Profit/(Loss)	Units	Cost	Market Value
Bank Accounts										
Macquarie CMA 120986872		35,806.23		39,187.12		(71,258.60)			3,734.75	3,734.75
		35,806.23		39,187.12		(71,258.60)			3,734.75	3,734.75
Managed Investments (Overseas)										
SHYBCENTAR - Centaur Litigation Income and Growth Series Iv	2.00	29,859.66						2.00	29,859.66	0.00
OMF1140AU1 - Lakehouse Global Growth Fund	77,532.00	105,110.61	1,741.21	3,841.97				79,273.21	108,952.58	100,431.23
		134,970.27		3,841.97					138,812.24	100,431.23
Shares in Listed Companies (Australian)										
ANZ.AX - Australia And New Zealand Banking Group Limited	2,226.00	33,994.31						2,226.00	33,994.31	49,038.78
BUD.AX - Buddy Technologies Ltd	107,000.00	30,054.82						107,000.00	30,054.82	642.00
GMR.AX - Golden Rim Resources Ltd	19,000.00	28,590.29			(17,733.00)			1,267.00	28,590.29	81.09
MYR.AX - Myer Holdings Limited	17,000.00	30,014.69						17,000.00	30,014.69	5,525.00
NAB.AX - National Australia Bank Limited	658.00	9,502.40	31.00	845.71				689.00	10,348.11	18,871.71
PCL.AX - Pancontinental Oil & Gas NI - Ordinary Fully Paid	333,333.00	30,094.91						333,333.00	30,094.91	2,000.00

Tawfik Super Fund

Investment Movement Report

As at 30 June 2022

Investment	Opening Balance		Additions		Disposals			Closing Balance		
	Units	Cost	Units	Cost	Units	Cost	Accounting Profit/(Loss)	Units	Cost	Market Value
PAI.AX - Platinum Asia Investments Limited - Ordinary Fully Paid	50,000.00	50,000.00						50,000.00	50,000.00	43,000.00
PTM.AX - Platinum Asset Management Limited	6,000.00	20,344.82						6,000.00	20,344.82	10,440.00
RWC.AX - Reliance Worldwide Corporation Limited			5,115.00	20,063.60				5,115.00	20,063.60	20,664.60
TGR.AX - Tassal Group Limited	7,875.00	30,256.69						7,875.00	30,256.69	37,721.25
TRY.AX - Troy Resources NI - Ordinary Fully Paid	11,550.00	30,125.03						11,550.00	30,125.03	427.35
		292,977.96		20,909.31					313,887.27	188,411.78
Shares in Listed Companies (Overseas)										
P8A.SGX - Cordlife Group Limited	30,000.00	30,000.00						30,000.00	30,000.00	10,800.00
		30,000.00							30,000.00	10,800.00
Shares in Unlisted Companies (Australian)										
SHSAENPL - Encompass Corporation Pty. Ltd.	17,123.00	50,000.00	9,432.00	50,000.00				26,555.00	100,000.00	133,453.96
		50,000.00		50,000.00					100,000.00	133,453.96
Shares in Unlisted Private Companies (Overseas)										
SHYBSECURE - Verrency Holdings Ltd	420,000.00	151,200.00						420,000.00	151,200.00	6,315.12
		151,200.00							151,200.00	6,315.12

694,954.46	113,938.40	(71,258.60)	737,634.26	443,146.84
------------	------------	-------------	------------	------------

Tawfik Super Fund 2022

Queries

1. Please provide Annual Tax Statements and documents to confirm holdings and market value at 30 June 2022 for the below investment.
 - Centaur Litigation Income Growth Series IV – 2 units: Response: No dividends or payments were received. The last formal notice received was the liquidators acknowledgement of our claim amount. Payment by the liquidators of the funds is unknown
 - Cordlife Group Limited – 30,000units: Response: Cordlife was priced at SG\$ 0.39 per share as of 30th June 2021 <https://www.stockopedia.com/share-prices/cordlife-SGX:P8A/>
 - Encompass Corporation Pty Ltd – 17,123 units Response: The correct number of units is 26,555 since a \$50,000 additional investment was made at £2.85 per share in October 2021. A copy of the subscription application is provided in the Dropbox.
 - Verrency Holdings Ltd – 420,000 units: Response: company's last raise had the share valued at US\$0.02c per share
2. Please provide details and documents for the below transactions from Macquarie Bank:

Date	Description	Amount		Response
19/10/2021	TAWFIK,JOSEPH Contribution	10,000.00	Cash In	Contribution split equally between Louise and Myself
20/10/2021	TRANSACT FUNDS TFR TO ENCOMPASS CORPORAT	50,000.00	Cash Out	a \$50,000 additional investment was made at £2.85 per share in October 2021. An additional 9,432 shares were acquired.
09/06/2022	Kinetic consult Loan Repayment	10,000.00	Cash In	Contribution split equally between Louise and Myself. Ignore the narration. It is incorrect. It is a contribution.

3. Please provide signed 2022 investment strategy. [Response: provided in Dropbox](#)

85000 - Income Tax Payable/Refundable

2022 Financial Year

Preparer Lousse Montiel

Reviewer Steven Lee

Status Completed

Account Code	Description	CY Balance	LY Balance	Change
85000	Income Tax Payable/Refundable	\$1,091.73	\$446.40	144.56%
TOTAL		CY Balance	LY Balance	
		\$1,091.73	\$446.40	

Supporting Documents

- Statement of Taxable Income [Report](#)
- Non Deductible Expense Reconciliation [Report](#)
- Exempt Pension Reconciliation [Report](#)
- Tax Reconciliation Report [Report](#)
- ATO_Integrated.pdf [85000](#)
- ATO_Income Tax.pdf [85000](#)

Standard Checklist

- Attach Actuarial Certificate (if applicable)
- Attach any other Tax reconciliations
- Attach copy of Exempt Pension Reconciliation (if applicable)
- Attach copy of Non Deductible Expense Reconciliation (if applicable)
- Attach copy of Statement of Taxable Income
- Attach copy of Tax Reconciliation Report
- Confirm Transactions in ATO Portal

Tawfik Super Fund

Exempt Current Pension Income Reconciliation

For The Period 01 July 2021 - 30 June 2022

	Date	Account Code	Account Description	Taxable Amount	Actuary/Pool %	Exempt Amount
Segment - 01 July 2021 to 30 June 2022						
Label C						
	30/06/2022	25000/MBL120986872	Macquarie CMA 120986872	0.42		
			Total	0.42	0.000 %	0.00
Label D1						
	30/06/2022	23800/OMF1140AU1	Lakehouse Global Growth Fund	1,124.62		
			Total	1,124.62	0.000 %	0.00
Label J						
	29/09/2021	23900/TGR.AX	Tassal Group Limited	551.25		
	30/03/2022	23900/TGR.AX	Tassal Group Limited	630.00		
			Total	1,181.25	0.000 %	0.00
Label K						
	01/07/2021	23900/ANZ.AX	Australia And New Zealand Banking Group	1,558.20		
	02/07/2021	23900/NAB.AX	National Australia Bank Limited	394.80		
	16/09/2021	23900/PTM.AX	Platinum Asset Management Limited	720.00		
	16/09/2021	23900/PAI.AX	Platinum Asia Investments Limited -	3,000.00		
	15/12/2021	23900/NAB.AX	National Australia Bank Limited	450.91		
	16/12/2021	23900/ANZ.AX	Australia And New Zealand Banking Group	1,602.72		
	18/03/2022	23900/PTM.AX	Platinum Asset Management Limited	600.00		
	18/03/2022	23900/PAI.AX	Platinum Asia Investments Limited -	1,250.00		
	12/05/2022	23900/MYR.AX	Myer Holdings Limited	255.00		
			Total	9,831.63	0.000 %	0.00
Label L						

Tawfik Super Fund

Exempt Current Pension Income Reconciliation

For The Period 01 July 2021 - 30 June 2022

	Date	Account Code	Account Description	Taxable Amount	Actuary/Pool %	Exempt Amount
Label L						
	01/07/2021	23900/ANZ.AX	Australia And New Zealand Banking Group	667.80		
	02/07/2021	23900/NAB.AX	National Australia Bank Limited	169.20		
	16/09/2021	23900/PTM.AX	Platinum Asset Management Limited	308.57		
	16/09/2021	23900/PAI.AX	Platinum Asia Investments Limited -	1,285.71		
	15/12/2021	23900/NAB.AX	National Australia Bank Limited	193.25		
	16/12/2021	23900/ANZ.AX	Australia And New Zealand Banking Group	686.88		
	18/03/2022	23900/PTM.AX	Platinum Asset Management Limited	257.14		
	18/03/2022	23900/PAI.AX	Platinum Asia Investments Limited -	535.71		
	12/05/2022	23900/MYR.AX	Myer Holdings Limited	109.29		
			Total	4,213.55	0.000 %	0.00
Label M						
	30/06/2022	23800/OMF1140AU1	Lakehouse Global Growth Fund	0.20		
			Total	0.20	0.000 %	0.00
					Total Segment ECPI *	0.00
				SMSF Annual Return Rounding		0.00
					Total ECPI	0.00

* Total Segment ECPI does not include ECPI amounts from Label A. The total ECPI from Label A is shown separately at the start of the report.

Tawfik Super Fund

Pension Non Deductible Expense Report

For The Period 01 July 2021 - 30 June 2022

	Date	Account Code	Account Description	Amount	Expense %	Deductible	Non Deductible
Segment - 01 July 2021 to 30 June 2022							
Label H							
	30/06/2022	30700	Auditor's Remuneration	550.00			
			Total	550.00	0.000 %	550.00	0.00
Label J							
	30/06/2022	30100	Accountancy Fees	675.00			
			Total	675.00	0.000 %	675.00	0.00
				Total Segment Expenses		1,225.00	0.00
					Total Expenses *	1,225.00	0.00

* General expense percentage - 0.000 %

* Investment expense percentage - 0.000 %

Tawfik Super Fund

Statement of Taxable Income

For the year ended 30 June 2022

	2022
	\$
Benefits accrued as a result of operations	(76,681.58)
Less	
Accounting Trust Distributions	14,275.21
Non Taxable Contributions	20,000.00
	<u>34,275.21</u>
Add	
Decrease in MV of investments	129,764.62
Franking Credits	4,213.55
Foreign Credits	53.23
Taxable Trust Distributions	0.20
Distributed Foreign income	1,071.39
	<u>135,102.99</u>
SMSF Annual Return Rounding	(3.20)
Taxable Income or Loss	<u>24,143.00</u>
Income Tax on Taxable Income or Loss	3,621.45
Less	
Franking Credits	4,213.55
Foreign Credits	53.23
	<u>(645.33)</u>
CURRENT TAX OR REFUND	<u>(645.33)</u>
Supervisory Levy	259.00
AMOUNT DUE OR REFUNDABLE	<u>(386.33)</u>

* Distribution tax components review process has not been completed for the financial year.

Tawfik Super Fund

Tax Reconciliation Report

For the year ended 30 June 2022

Tax Return Label	Date	Account Code	Account Name	Amount \$
C - Income - Gross interest				
	30/06/2022	25000/MBL120986872	Macquarie CMA 120986872	0.42
Sub-Total				0.42
Ignore Cents				0.42
Total				0.00
D1 - Income - Gross foreign income				
	30/06/2022	23800/OMF1140AU1	Lakehouse Global Growth Fund	1,124.62
Sub-Total				1,124.62
Ignore Cents				0.62
Total				1,124.00
D - Income - Net foreign income				
	30/06/2022	23800/OMF1140AU1	Lakehouse Global Growth Fund	1,124.62
Sub-Total				1,124.62
Ignore Cents				0.62
Total				1,124.00
J - Unfranked dividend amount				
	29/09/2021	23900/TGR.AX	Tassal Group Limited	551.25
	30/03/2022	23900/TGR.AX	Tassal Group Limited	630.00
Sub-Total				1,181.25
Ignore Cents				0.25
Total				1,181.00
K - Franked dividend amount				
	01/07/2021	23900/ANZ.AX	Australia And New Zealand Banking Group Limited	1,558.20
	02/07/2021	23900/NAB.AX	National Australia Bank Limited	394.80
	16/09/2021	23900/PAI.AX	Platinum Asia Investments Limited - Ordinary Fully Paid	3,000.00
	16/09/2021	23900/PTM.AX	Platinum Asset Management Limited	720.00
	15/12/2021	23900/NAB.AX	National Australia Bank Limited	450.91
	16/12/2021	23900/ANZ.AX	Australia And New Zealand Banking Group Limited	1,602.72
	18/03/2022	23900/PTM.AX	Platinum Asset Management Limited	600.00
	18/03/2022	23900/PAI.AX	Platinum Asia Investments Limited - Ordinary Fully Paid	1,250.00
	12/05/2022	23900/MYR.AX	Myer Holdings Limited	255.00
Sub-Total				9,831.63
Ignore Cents				0.63
Total				9,831.00
L - Income - Dividend franking credit				
	01/07/2021	23900/ANZ.AX	Australia And New Zealand Banking Group Limited	667.80
	02/07/2021	23900/NAB.AX	National Australia Bank Limited	169.20
	16/09/2021	23900/PAI.AX	Platinum Asia Investments Limited - Ordinary Fully Paid	1,285.71
	16/09/2021	23900/PTM.AX	Platinum Asset Management Limited	308.57

Tawfik Super Fund

Tax Reconciliation Report

For the year ended 30 June 2022

Tax Return Label	Date	Account Code	Account Name	Amount \$
L - Income - Dividend franking credit				
	15/12/2021	23900/NAB.AX	National Australia Bank Limited	193.25
	16/12/2021	23900/ANZ.AX	Australia And New Zealand Banking Group Limited	686.88
	18/03/2022	23900/PTM.AX	Platinum Asset Management Limited	257.14
	18/03/2022	23900/PAI.AX	Platinum Asia Investments Limited - Ordinary Fully Paid	535.71
	12/05/2022	23900/MYR.AX	Myer Holdings Limited	109.29
Sub-Total				4,213.55
Ignore Cents				0.55
Total				4,213.00
M - Gross trust distributions				
	30/06/2022	23800/OMF1140AU1	Lakehouse Global Growth Fund	0.20
Sub-Total				0.20
Ignore Cents				0.20
Total				0.00
R1 - Assessable employer contributions				
	05/07/2021	24200/TAWLOU00001A	(Contributions) Tawfik, Louise - Accumulation (Accumulation)	958.50
	04/08/2021	24200/TAWLOU00001A	(Contributions) Tawfik, Louise - Accumulation (Accumulation)	708.81
	03/09/2021	24200/TAWLOU00001A	(Contributions) Tawfik, Louise - Accumulation (Accumulation)	695.24
	08/10/2021	24200/TAWLOU00001A	(Contributions) Tawfik, Louise - Accumulation (Accumulation)	695.24
	04/11/2021	24200/TAWLOU00001A	(Contributions) Tawfik, Louise - Accumulation (Accumulation)	695.24
	09/12/2021	24200/TAWLOU00001A	(Contributions) Tawfik, Louise - Accumulation (Accumulation)	695.24
	11/01/2022	24200/TAWLOU00001A	(Contributions) Tawfik, Louise - Accumulation (Accumulation)	1,042.86
	22/02/2022	24200/TAWLOU00001A	(Contributions) Tawfik, Louise - Accumulation (Accumulation)	705.68
	03/03/2022	24200/TAWLOU00001A	(Contributions) Tawfik, Louise - Accumulation (Accumulation)	705.68
	08/04/2022	24200/TAWLOU00001A	(Contributions) Tawfik, Louise - Accumulation (Accumulation)	705.68
	09/05/2022	24200/TAWLOU00001A	(Contributions) Tawfik, Louise - Accumulation (Accumulation)	705.68
	03/06/2022	24200/TAWLOU00001A	(Contributions) Tawfik, Louise - Accumulation (Accumulation)	705.68
Sub-Total				9,019.53
Ignore Cents				0.53
Total				9,019.00
R - Assessable contributions (R1 plus R2 plus R3 less R6)				
			Assessable employer contributions	9,019.53
Sub-Total				9,019.53
Ignore Cents				0.53
Total				9,019.00
W - GROSS INCOME (Sum of labels A to U)				
				25,368.00

Tawfik Super Fund

Tax Reconciliation Report

For the year ended 30 June 2022

Tax Return Label	Date	Account Code	Account Name	Amount \$
W - GROSS INCOME (Sum of labels A to U)				
Sub-Total				25,368.00
Ignore Cents				0.00
Total				25,368.00
V - TOTAL ASSESSABLE INCOME (W less Y)				
Sub-Total				25,368.00
Ignore Cents				0.00
Total				25,368.00
H1 - Expenses - SMSF auditor fee				
	30/06/2022	30700	Auditor's Remuneration	550.00
Sub-Total				550.00
Ignore Cents				0.00
Total				550.00
J1 - Expenses - Management and administration expenses				
	30/06/2022	30100	Accountancy Fees	675.00
Sub-Total				675.00
Ignore Cents				0.00
Total				675.00
N - TOTAL DEDUCTIONS				
Sub-Total				1,225.00
Ignore Cents				0.00
Total				1,225.00
O - TAXABLE INCOME OR LOSS				
Sub-Total				24,143.00
Ignore Cents				0.00
Total				24,143.00
Z - TOTAL SMSF EXPENSES				
Sub-Total				1,225.00
Ignore Cents				0.00
Total				1,225.00
A - Taxable income				
Sub-Total				24,143.00
Ignore Cents				0.00
Total				24,143.00
T1 - Tax on taxable income				

Tawfik Super Fund

Tax Reconciliation Report

For the year ended 30 June 2022

Tax Return Label	Date	Account Code	Account Name	Amount \$
T1 - Tax on taxable income				
				3,621.45
Sub-Total				3,621.45
Ignore Cents				0.00
Total				3,621.45
B - Gross Tax				
				3,621.45
Sub-Total				3,621.45
Ignore Cents				0.00
Total				3,621.45
C1 - Foreign income tax offset				
	30/06/2022	23800/OMF1140AU1	Lakehouse Global Growth Fund	53.23
Sub-Total				53.23
Ignore Cents				0.00
Total				53.23
C - Non-refundable non-carry forward tax offsets				
				53.23
Sub-Total				53.23
Ignore Cents				0.00
Total				53.23
T2 - SUBTOTAL				
				3,568.22
Sub-Total				3,568.22
Ignore Cents				0.00
Total				3,568.22
T3 - SUBTOTAL 2				
				3,568.22
Sub-Total				3,568.22
Ignore Cents				0.00
Total				3,568.22
E1 - Complying fund's franking credits tax offset				
	01/07/2021	23900/ANZ.AX	Australia And New Zealand Banking Group Limited	667.80
	02/07/2021	23900/NAB.AX	National Australia Bank Limited	169.20
	16/09/2021	23900/PAI.AX	Platinum Asia Investments Limited - Ordinary Fully Paid	1,285.71
	16/09/2021	23900/PTM.AX	Platinum Asset Management Limited	308.57
	15/12/2021	23900/NAB.AX	National Australia Bank Limited	193.25
	16/12/2021	23900/ANZ.AX	Australia And New Zealand Banking Group Limited	686.88
	18/03/2022	23900/PTM.AX	Platinum Asset Management Limited	257.14
	18/03/2022	23900/PAI.AX	Platinum Asia Investments Limited - Ordinary Fully Paid	535.71
	12/05/2022	23900/MYR.AX	Myer Holdings Limited	109.29

Tawfik Super Fund

Tax Reconciliation Report

For the year ended 30 June 2022

Tax Return Label	Date	Account Code	Account Name	Amount
				\$
E1 - Complying fund's franking credits tax offset				
Sub-Total				4,213.55
Ignore Cents				0.00
Total				4,213.55
E - Refundable tax offsets				
				4,213.55
Sub-Total				4,213.55
Ignore Cents				0.00
Total				4,213.55
I - Remainder of refundable tax offsets				
				645.33
Sub-Total				645.33
Ignore Cents				0.00
Total				645.33
L - Supervisory levy				
				259.00
Sub-Total				259.00
Ignore Cents				0.00
Total				259.00
S - AMOUNT DUE OR REFUNDABLE				
				(386.33)
Sub-Total				(386.33)
Ignore Cents				0.00
Total				(386.33)



Australian Government
Australian Taxation Office

Agent SUPERHELP AUSTRALIA PTY LTD
Client TAWFIK SUPER FUND
ABN 67 879 880 204
TFN 801 536 838

Activity statement 001

Date generated	08 December 2022
Overdue	\$0.00
Not yet due	\$0.00
Balance	\$1,315.49 CR

Transactions

1 results found - from **08 December 2020** to **08 December 2022** sorted by **processed date** ordered **newest to oldest**

Processed date	Effective date	Description	Debit (DR)	Credit (CR)	Balance
16 Jul 2021	26 Jun 2012	Credit transferred to Income Tax Account	\$149.51		\$1,315.49 CR



Income tax 551

Date generated	08 December 2022
Overdue	\$0.00
Not yet due	\$0.00
Balance	\$0.00

Transactions

3 results found - from **08 December 2020** to **08 December 2022** sorted by **processed date** ordered **newest to oldest**

Processed date	Effective date	Description	Debit (DR)	Credit (CR)	Balance
16 Jul 2021	1 Jul 2017	General interest charge			\$0.00
16 Jul 2021	26 Jun 2012	Credit transfer received from Integrated Client Account		\$149.51	\$0.00
15 Jul 2021	15 Jun 2021	Tax return Self Man Superfund - Income Tax for the period from 01 Jul 19 to 30 Jun 20	\$149.51		\$149.51 DR

88000 - Sundry Creditors

2022 Financial Year

Preparer Louise Montiel

Reviewer Steven Lee

Status Completed

Account Code	Description	CY Balance	LY Balance	Change
88000	Sundry Creditors	(\$1,225.00)	(\$1,195.00)	2.51%
TOTAL		CY Balance	LY Balance	
		(\$1,225.00)	(\$1,195.00)	

Supporting Documents

○ General Ledger [Report](#)

Standard Checklist

Attach all source documentation and confirmations of Liability

Tawfik Super Fund General Ledger

As at 30 June 2022

Transaction Date	Description	Units	Debit	Credit	Balance \$
Sundry Creditors (88000)					
<u>Sundry Creditors (88000)</u>					
01/07/2021	Opening Balance				1,195.00 CR
12/07/2021	TRANSACT FUNDS TFR TO Superhelp Australi		1,195.00		0.00 DR
30/06/2022	2021 SH fee accrual			1,225.00	1,225.00 CR
			1,195.00	1,225.00	1,225.00 CR

Total Debits: 1,195.00

Total Credits: 1,225.00

89000 - Deferred Tax Liability/Asset

2022 Financial Year

Preparer Louise Montiel

Reviewer Steven Lee

Status Completed

Account Code	Description	CY Balance	LY Balance	Change
89000	Deferred Tax Liability/Asset	\$26,198.76	\$15,202.84	72.33%
TOTAL		CY Balance	LY Balance	
		\$26,198.76	\$15,202.84	

Supporting Documents

- Deferred Tax Reconciliation Report [Report](#)

Standard Checklist

- Attach all source documentation and confirmations of Liability
- Attach copy of Deferred Tax Reconciliation Report

Tawfik Super Fund

Deferred Tax Reconciliation

For The Period 01 July 2021 - 30 June 2022

Investment Code	Investment Name	Revaluation/Tax Deferred	Permanent Difference (Non-Assessable)	Temporary Difference (Assessable)	Temporary Difference (Accumulation Portion)
Revaluations					
P8A.SGX	Cordlife Group Limited	(774.00)	(258.00)	(516.00)	(516.00)
TGR.AX	Tassal Group Limited	9,528.75	3,176.25	6,352.50	6,352.50
ANZ.AX	Australia And New Zealand Banking Group Limited	(13,623.12)	(4,541.04)	(9,082.08)	(9,082.08)
TRY.AX	Troy Resources NI - Ordinary Fully Paid	(23.10)	(7.70)	(15.40)	(15.40)
OMF1140AU1	Lakehouse Global Growth Fund	(74,229.25)	(24,743.08)	(49,486.17)	(49,486.17)
MYR.AX	Myer Holdings Limited	(510.00)	(170.00)	(340.00)	(340.00)
SHSAENPL	Encompass Corporation Pty. Ltd.	(6,434.68)	(2,144.89)	(4,289.79)	(4,289.79)
RWC.AX	Reliance Worldwide Corporation Limited	601.00	200.33	400.67	400.67
GMR.AX	Golden Rim Resources Ltd	(70.91)	(23.64)	(47.27)	(47.27)
SHYBSECURE	Verrency Holdings Ltd	(4,856.88)	(1,618.96)	(3,237.92)	(3,237.92)
PAI.AX	Platinum Asia Investments Limited - Ordinary Fully Paid	(18,500.00)	(6,166.67)	(12,333.33)	(12,333.33)
BUD.AX	Buddy Technologies Ltd	(3,959.00)	(1,319.67)	(2,639.33)	(2,639.33)
NAB.AX	National Australia Bank Limited	773.24	257.75	515.49	515.49
PTM.AX	Platinum Asset Management Limited	(19,020.00)	(6,340.00)	(12,680.00)	(12,680.00)
PCL.AX	Pancontinental Oil & Gas NI - Ordinary Fully Paid	1,333.33	444.44	888.89	888.89
		(129,764.62)	(43,254.88)	(86,509.74)	(86,509.74)
Total		(129,764.62)	(43,254.88)	(86,509.74)	(86,509.74)

Deferred Tax Liability (Asset) Summary

Opening Balance	(15,202.84)
Current Year Transactions	(12,976.46)
Total Capital Losses	0.00
Total Tax Losses	0.00
Deferred Tax WriteBacks/Adjustment	0.00
Capital Loss carried forward recouped	1,980.54
Tax Loss carried forward recouped	0.00
Closing Balance	<hr/> (26,198.76) <hr/>

A - Financial Statements

2022 Financial Year

Preparer Lousse Montiel

Reviewer Steven Lee

Status Completed

Supporting Documents

No supporting documents

Standard Checklist

- Attach copy of Financial Statements
- Attach copy of SMSF Annual Return

B - Permanent Documents

2022 Financial Year

Preparer Lousse Montiel

Reviewer Steven Lee

Status Completed

Supporting Documents

- Fund Summary Report Report

Standard Checklist

- Attach latest copy of ASIC annual company statement (if corporate trustee)
- Ensure latest copies of ATO Trustee Declarations and ATO confirmation that the fund is a regulated fund is attached
- Ensure latest copies of trustee consents, member consents and registers are attached
- Ensure latest copy of trust deed (including amendments) are attached
- Use [Australian Business Register](#) to ensure details are correct
- Use [Super Fund Lookup](#) to check the eligibility to receive rollovers and contributions

Tawfik Super Fund

Fund Summary Report

As at 30/06/2022

C - Other Documents

2022 Financial Year

Preparer Lousse Montiel

Reviewer Steven Lee

Status Completed

Supporting Documents

- Investment_Strategy_Tawfik Super_2021.pdf

Standard Checklist

- Attach copy of any SOAs issued during the Financial Year
- Attach copy of Investment Strategy
- Attach signed Engagement Letter
- Attach signed Trustee Representation Letter
- Attach Trustee Minutes prepared during the year

Tawfik Super Fund

Investment Strategy

Minutes of the Meeting of the Trustees

Venue	Trustee Residence
Date	1 st July 2021
Present	Joseph Tawfik Louise Tawfik
Chair	Joseph Tawfik


Investment objectives

- 1 **Resolved** that the fund have the following investment objectives:
- an investment return in excess of inflation, that is, in excess of the Consumer Price Index (All Groups Weighted Average);
 - to hold assets in a form to enable the Fund to discharge existing and future liabilities in a manner which satisfies the members.

Investment objectives strategy

- 2 **Resolved** that the fund will have the ability to invest in the following areas:
- direct equities and stocks, including participation in dividend reinvestment programs and rights issues or any other similar investments offered in this area;
 - property trusts and associated investments;
 - managed investments and associated products;
 - direct property investments; and
 - any other investment that is legal under the laws of the Commonwealth of Australia and its States and Territories.
- 3 **Resolved** that in determining this strategy, the trustees will consider, in respect of each of the fund's investments, the aspects of the investment being in accordance with the fund's investment objectives and relevant legislation.
- 4 Further, the trustees will consider in respect of each investment, the risk to the fund and its member of acquiring it, the diversification of the investment vis a vis all of the other investments owned by the fund, the liquidity requirements of the fund in meeting its liabilities and the effect that this investment will have on those requirements and all matters relating to the prudential nature of the investment after having assessed the entire financial position of the member.
- 5 The trustees will ensure that all the fund's investments are monitored and continue to comply with this strategy and the relevant legislation. The trustees reserve the right to alter this strategy at any time.
- 6 The trustees have considered the death and disability insurance needs of each member and are satisfied that the current covers are appropriate
- 7 The trustees have reviewed the investment strategy and agree that it continues to satisfy the objectives of the fund.

Signed as a true record of the meeting



Chairperson: _____
Joseph Tawfik

Date: 1st July 2021

D - Pension Documentation

2022 Financial Year

Preparer Lousse Montiel

Reviewer Steven Lee

Status Completed

Supporting Documents

- Transfer Balance Account Summary [Report](#)

Standard Checklist

- Attach Actuarial Certificate
- Attach documentation supporting any pensions commenced during the financial year
- Attach documentation supporting any pensions commuted during the financial year
- Ensure correct Transfer Balance Account Reports have been lodged with the ATO

Tawfik Super Fund

Transfer Balance Account Summary

For The Period 01 July 2021 - 30 June 2022

Member	Pension Type	Date	Lodgment Date	Transaction Type	Event Type	Debit	Credit	Balance	Cap Limit	Remaining Cap
--------	--------------	------	---------------	------------------	------------	-------	--------	---------	-----------	---------------

Joseph Tawfik

Louise Tawfik

E - Estate Planning

2022 Financial Year

Preparer Lousse Montiel

Reviewer Steven Lee

Status Completed

Supporting Documents

No supporting documents

Standard Checklist

- Attach Death Benefit Nominations (if applicable)
- Attach Life Insurance Policies (if applicable)
- Attach Reversionary Pension documentation (if applicable)
- Attach SMSF Will (if applicable)
- Review current Estate planning to ensure it matches wishes of members