

Financial statements and reports for the year ended
30 June 2022

L & E Noicos Superannuation Fund

Operating Statement

Statement of Financial Position

Notes to the Financial Statements

Members Statement

Trustees Declaration

Trustee Minute / Resolution

Compilation Report

SMSF Annual Return

Statement of Taxable Income

Investment Summary with Market Movement

Investment Performance

Investment Income

Investment Total Return

Realised Capital Gains

Operating Statement

For the year ended 30 June 2022



	Note	2022 \$	2021 \$
Income			
Investment Income			
Trust Distributions	11	0	1,792
Dividends Received	10	1,432	3,855
Interest Received		478	1,265
Other Investment Income		388	0
Contribution Income			
Employer Contributions		27,500	25,000
Personal Concessional		27,500	25,000
Personal Non Concessional		1,384	21,163
Other Income			
Sundry Income		29,341	0
Total Income		<u>88,023</u>	<u>78,075</u>
Expenses			
Accountancy Fees		3,080	3,300
Actuarial Fee		110	110
ATO Supervisory Levy		259	259
Auditor's Remuneration		330	330
ASIC Fees		56	55
Trustee Fees		253	242
		<u>4,088</u>	<u>4,296</u>
Member Payments			
Pensions Paid		37,480	20,000
Investment Losses			
Changes in Market Values	12	<u>248,206</u>	<u>(124,552)</u>
Total Expenses		<u>289,774</u>	<u>(100,256)</u>
Benefits accrued as a result of operations before income tax			
		<u>(201,751)</u>	<u>178,332</u>
Income Tax Expense	13	7,570	5,499
Benefits accrued as a result of operations		<u>(209,321)</u>	<u>172,834</u>

Refer to compilation report.. The financial statements use XYZ General Reporting Standards

L & E Noicos Superannuation Fund
Statement of Financial Position



As at 30 June 2022

	Note	2022 \$	2021 \$
Assets			
Investments			
Cryptocurrency	2	18,487	0
Shares in Listed Companies (Australian)	3	17,189	86,150
Shares in Listed Companies (Overseas)	4	11,730	158,996
Units in Listed Unit Trusts (Australian)	5	0	18,647
Total Investments		<u>47,406</u>	<u>263,793</u>
Other Assets			
Formation Expenses		1,089	1,089
Distributions Receivable		0	87
Nabtrade Cash Clearing Account #3365		60,149	10,867
Nabtrade Cash Account NT2045267-005		117,710	360,601
CoinSpot Cash Account		201,525	0
Total Other Assets		<u>380,473</u>	<u>372,644</u>
Total Assets		<u>427,879</u>	<u>636,437</u>
Less:			
Liabilities			
Income Tax Payable		2,069	2,384
PAYG Payable		1,375	0
Sundry Creditors		0	297
Total Liabilities		<u>3,444</u>	<u>2,681</u>
Net assets available to pay benefits		<u>424,435</u>	<u>633,756</u>
Represented by:			
Liability for accrued benefits allocated to members' accounts	7, 8		
Noicos, Ivka - Accumulation		23,275	24,113
Noicos, Ivka - Pension (Account Based Pension 5)		0	315,494
Noicos, Ivka - Pension (Account Based Pension 6)		202,769	0
Noicos, Lazaros - Accumulation		23,849	47,416
Noicos, Lazaros - Pension (Account Based Pension 6)		0	246,733
Noicos, Lazaros - Pension (Account Based Pension 7)		173,841	0
Contribution and Investment Reserves		701	0
Total Liability for accrued benefits allocated to members' accounts		<u>424,435</u>	<u>633,756</u>

Refer to compilation report.. The financial statements use XYZ General Reporting Standards

Note 1: Summary of Significant Accounting Policies

The trustees have prepared the financial statements on the basis that the superannuation fund is a non-reporting entity because there are no users dependent on general purpose financial statements. The financial statements are therefore special purpose financial statements that have been prepared in order to meet the requirements of the Superannuation Industry (Supervision) Act 1993 and associated Regulations, the trust deed of the fund and the needs of members.

The financial statements have been prepared on a cash basis and are based on historical costs, except for investments which have been measured at market value.

The following significant accounting policies, which are consistent with the policies applied in the previous period unless otherwise stated, have been adopted in the preparation of the financial statements.

The financial statements were authorised for issue by the Director(s).

a. Measurement of Investments

The fund initially recognises:

- (i) an investment when it controls the future economic benefits expected to flow from the asset. For financial assets, the trade date is considered to be the date on which control of the future economic benefits attributable to the asset passes to the fund; and
- (ii) a financial liability on the date it becomes a party to the contractual provisions of the instrument.

Investments of the fund have been measured at market value, which refers to the amount that a willing buyer could reasonably be expected to pay to acquire the asset from a willing seller if the following assumptions were made:

- that the buyer and the seller deal with each other at arm's length in relation to the sale;
- that the sale occurred after proper marketing of the asset; and
- that the buyer and the seller acted knowledgeably and prudentially in relation to the sale.

Market value has been determined as follows:

- (i) shares and other securities listed on the Australian Securities Exchange by reference to the relevant market quotations at the end of the reporting period;
- (ii) units in managed funds by reference to the unit redemption price at the end of the reporting period;
- (iii) fixed-interest securities by reference to the redemption price at the end of the reporting period;
- (iv) unlisted investments are stated at trustees' assessment based on estimated market value at balance date or where necessary, an external valuer's opinion; and
- (v) investment properties at the trustees' assessment of the market value or where necessary a qualified independent valuer's opinion at the end of reporting period.

Financial liabilities, such as trade creditors and other payables, are measured at the gross value of the outstanding balance at the end of the reporting period. The trustees have determined that the gross values of the fund's financial liabilities is equivalent to their market values. Any remeasurement changes in the gross values of non-current financial liabilities (including liabilities for members' accrued benefits) are recognised in the operating statement in the periods in which they occur.

b. Cash and Cash Equivalents

Cash and cash equivalents include cash on hand and at call, deposits with banks and short-term, highly liquid investments that are readily convertible to cash and subject to an insignificant risk of change in value.

c. Revenue

Revenue is recognised at the fair value of the consideration received or receivable.

Interest revenue

Interest revenue is recognised in respect of fixed-interest securities, and cash and cash equivalent balances. Interest revenue is recognised upon receipt.

Notes to the Financial Statements

For the year ended 30 June 2022

Dividend revenue

Dividend revenue is recognised when the dividend has been paid or, in the case of dividend reinvestment schemes, when the dividend is credited to the benefit of the fund.

Rental revenue

Rental revenue arising from operating leases on investment properties is recognised upon receipt.

Distribution revenue

Distributions from unit trusts and managed funds are recognised as at the date the unit value is quoted ex-distribution and if not received at the end of the reporting period, are reflected in the statement of financial position as a receivable at market value.

Remeasurement changes in market values

Remeasurement changes in the market values of assets are recognised as income and determined as the difference between the market value at year-end or consideration received (if sold during the year) and the market value as at the prior year-end or cost (if acquired during the period).

d. Liability for Accrued Benefits

The liability for accrued benefits represents the fund's present obligation to pay benefits to members and beneficiaries, and has been calculated as the difference between the carrying amount of the assets and the carrying amount of the other payables and income tax liabilities as at the end of the reporting period.

e. Critical Accounting Estimates and Judgements

The preparation of financial statements requires the trustees to make judgements, estimates and assumptions that affect the application of accounting policies and the reported amounts of assets and liabilities, income and expenses. Actual results may differ from these estimates.

Estimates and underlying assumptions are reviewed on an ongoing basis. Revisions to accounting estimates are recognised in the period in which the estimate is revised and in any future period affected.

Note 2: Cryptocurrency

	2022 \$	2021 \$
Ethereum	7,318	0
Kadena	6,629	0
RAY.COIN	803	0
SBR.COIN	83	0
Solana	8	0
Tether	67	0
XRD.COIN	3,579	0
	18,487	0

Note 3: Shares in Listed Companies (Australian)

	2022	2021
--	------	------

Notes to the Financial Statements

For the year ended 30 June 2022

	\$	\$
Amaero International Ltd	0	4,546
Australian Foundation Investment Company Limited	0	19,800
Allkem Limited	5,578	0
Argo Investments Limited	0	20,369
CSL Limited	4,036	0
Euro Manganese Inc	0	2,446
Etf Fang+ Etf	0	5,722
Lithium Australia NI	0	1,420
Pilbara Minerals Limited	7,575	2,917
Province Resources Ltd	0	2,228
Selfwealth Limited	0	3,105
Vulcan Energy Resources Limited	0	4,420
Whitehawk Limited	0	1,154
Wam Leaders Limited	0	18,023
	17,189	86,150

Note 4: Shares in Listed Companies (Overseas)

	2022 \$	2021 \$
Airbnb Inc - Ordinary Shares - Class A	0	2,198
ARK ETF Shs Innovation	0	5,728
ARK ETF Shs Web x.0	0	5,377
Clover Health Investments Corp - Ordinary Shares - Class A	0	3,386
Coinbase Global Inc - Ordinary Shares - Class A	0	6,904
Amplify ETF Trust - Amplify Online Retail ETF	0	5,712
Social Capital Hedosophia Holdings Corp IV - Ordinary Shares - Class A	0	3,762
Social Capital Hedosophia Holdings Corp VI - Ordinary Shares - Class A	0	4,115
Marathon Digital Holdings Inc	0	22,351
Maxar Technologies Inc	0	4,842
Opendoor Technologies Inc	0	6,712
Overstock.Com Inc	0	2,190

Notes to the Financial Statements

For the year ended 30 June 2022

Palantir Technologies Inc - Ordinary Shares - Class A	0	1,824
Pershing Square Tontine Holdings Ltd - Ordinary Shares - Class A	0	4,350
Invesco Exchange-Traded Fund Trust II - Invesco NASDAQ Next Gen 100 ETF	0	2,811
Invesco Exchange-Traded Fund Trust II - Invesco NASDAQ 100 ETF	0	1,937
Riot Blockchain Inc	0	22,903
SoFi Technologies Inc	0	7,880
Virgin Galactic Holdings Inc - Ordinary Shares - Class A	0	10,597
Block Inc - Ordinary Shares - Class A	0	3,286
Tesla Inc	11,730	18,357
WisdomTree Trust - WisdomTree Cloud Computing Fund	0	11,772
	11,730	158,994

Note 5: Units in Listed Unit Trusts (Australian)

	2022 \$	2021 \$
Vanguard Ftse Asia Ex Japan Shares Index Etf	0	9,296
Vanguard Ftse Emerging Markets Shares Etf	0	9,351
	0	18,647

Note 7: Liability for Accrued Benefits

	2022 \$	2021 \$
Liability for accrued benefits at beginning of year	633,757	460,923
Benefits accrued as a result of operations	(209,321)	172,833
Contribution and Investment Reserves	701	0
Current year member movements	(701)	0
Liability for accrued benefits at end of year	424,435	633,757

Note 8: Vested Benefits

Notes to the Financial Statements

For the year ended 30 June 2022

Vested benefits are benefits that are not conditional upon continued membership of the fund (or any factor other than resignation from the plan) and include benefits which members were entitled to receive had they terminated their fund membership as at the end of the reporting period.

	2022 \$	2021 \$
Vested Benefits	424,435	633,757

Note 9: Guaranteed Benefits

No guarantees have been made in respect of any part of the liability for accrued benefits.

Note 10: Dividends

	2022 \$	2021 \$
ARK ETF Shs ARK Fintech Innovation Fund	0	20
ARK ETF Shs Innovation	0	132
ARK ETF Shs Web x.0	0	73
Amplif ETF Trst Shs Transformational Data Sharing ETF	0	121
Amplify ETF Trust - Amplify Online Retail ETF	0	38
Argo Investments Limited	319	824
Australian Foundation Investment Company Limited	354	818
CSL Limited	21	0
Dirx Dly S&P500 Shs	0	5
Etf Fang+ Etf	730	0
Invesco Exchange-Traded Fund Trust II - Invesco NASDAQ 100 ETF	4	11
Invesco Exchange-Traded Fund Trust II - Invesco NASDAQ Next Gen 100 ETF	2	4
Maxar Technologies Inc	1	2
WAM Capital Limited	0	922
Wam Leaders Limited	0	884
	1,431	3,854

Notes to the Financial Statements

For the year ended 30 June 2022

Note 11: Trust Distributions

	2022 \$	2021 \$
Vanguard Ftse Emerging Markets Shares Etf	0	109
Vanguard All-world Ex-us Shares Index Etf	0	9
Vanguard Us Total Market Shares Index Etf	0	17
Vanguard Australian Fixed Interest Index Etf	0	604
Betashares Nasdaq 100 Etf	0	271
Vanguard Australian Government Bond Index Etf	0	618
Spdr S&p/asx 200 Listed Property Fund	0	17
Vanguard Australian Property Securities Index Etf	0	50
Vanguard Ftse Asia Ex Japan Shares Index Etf	0	97
	0	1,792

Note 12: Changes in Market Values Unrealised Movements in Market Value

	2022 \$	2021 \$
Cryptocurrency		
Ethereum	(14,599)	0
Kadena	(6,333)	0
RAY.COIN	(14,417)	0
SBR.COIN	(17,526)	0
Solana	(1,060)	0
Tether	8	0
XRD.COIN	(9,219)	0
	(63,147)	0
Shares in Listed Companies (Australian)		
Allkem Limited	586	0
Amaero International Ltd	453	(453)
Argo Investments Limited	(3,608)	3,997
Australian Foundation Investment Company Limited	(4,820)	4,291
CSL Limited	(701)	0
Etf's Fang+ Etf	(504)	504
Euro Manganese Inc	1,538	(1,538)
Lithium Australia NI	1,080	(1,080)

Notes to the Financial Statements

For the year ended 30 June 2022

Pilbara Minerals Limited	2,608	418
Province Resources Ltd	272	(272)
Selfwealth Limited	1,887	(1,887)
Vulcan Energy Resources Limited	571	(571)
WAM Capital Limited	0	652
Wam Leaders Limited	(5,964)	6,097
Whitehawk Limited	1,826	(1,826)
	(4,776)	8,331
Shares in Listed Companies (Overseas)		
ARK ETF Shs Innovation	(2,484)	2,225
ARK ETF Shs Web x.0	(979)	979
Airbnb Inc - Ordinary Shares - Class A	(286)	286
Amplify ETF Trust - Amplify Online Retail ETF	(1,235)	1,235
Block Inc - Ordinary Shares - Class A	(895)	895
Clover Health Investments Corp - Ordinary Shares - Class A	1,528	(1,528)
Coinbase Global Inc - Ordinary Shares - Class A	2,435	(2,435)
Dirx Dly S&P500 Shs	0	1,264
Dx Daily Tech Shs	0	908
Invesco Exchange-Traded Fund Trust II - Invesco NASDAQ 100 ETF	(239)	239
Invesco Exchange-Traded Fund Trust II - Invesco NASDAQ Next Gen 100 ETF	(358)	358
Marathon Digital Holdings Inc	(20,182)	20,182
Maxar Technologies Inc	(1,252)	1,252
Opendoor Technologies Inc	(1,827)	1,827
Overstock.Com Inc	346	(346)
Palantir Technologies Inc - Ordinary Shares - Class A	(132)	132
Pershing Square Tontine Holdings Ltd - Ordinary Shares - Class A	527	(527)
Riot Blockchain Inc	(19,512)	19,512
SoFi Technologies Inc	(2,953)	2,953
Social Capital Hedosophia Holdings Corp IV - Ordinary Shares - Class A	1,138	(1,138)
Social Capital Hedosophia Holdings Corp VI -	776	(776)

Notes to the Financial Statements

For the year ended 30 June 2022

Ordinary Shares - Class A		
Tesla Inc	(9,418)	10,138
Virgin Galactic Holdings Inc - Ordinary Shares - Class A	(6,972)	6,972
WisdomTree Trust - WisdomTree Cloud Computing Fund	(2,000)	2,000
	(63,973)	66,607
Units in Listed Unit Trusts (Australian)		
Betashares Nasdaq 100 Etf	0	52
Spdr S&p/asx 200 Listed Property Fund	0	332
Vanguard All-world Ex-us Shares Index Etf	0	1
Vanguard Australian Fixed Interest Index Etf	0	(3)
Vanguard Australian Government Bond Index Etf	0	3
Vanguard Australian Property Securities Index Etf	0	86
Vanguard Ftse Asia Ex Japan Shares Index Etf	(1,133)	1,072
Vanguard Ftse Emerging Markets Shares Etf	(1,169)	1,117
Vanguard Us Total Market Shares Index Etf	0	195
	(2,302)	2,856
Total Unrealised Movement	(134,198)	77,793
Realised Movements in Market Value		
	2022	2021
	\$	\$
Cryptocurrency		
Cardano	(7,876)	0
Cronos	362	0
Elrond	(4,728)	0
Ethereum	(27,006)	0
FTX Token	(3,318)	0
Kadena	(33,588)	0
Kusama	(3,664)	0
MTV.COIN	(6,867)	0
Polkadot	(4,624)	0
SBR.COIN	(1,902)	0
Solana	(49,265)	0

Notes to the Financial Statements

For the year ended 30 June 2022

Tether	(553)	0
USD Coin	(1,730)	0
	(144,759)	0
Shares in Listed Companies (Australian)		
Amaero International Ltd	(1,852)	0
Argo Investments Limited	4,495	1,293
Australian Foundation Investment Company Limited	6,579	1,149
Dimerix Limited	(587)	0
Etf Fang+ Etf	451	0
Euro Manganese Inc	(4,666)	0
Grand Gulf Energy Limited	(1,378)	0
Kuniko Limited	(3,574)	0
Lithium Australia NI	(611)	0
Oneview Healthcare Plc	(492)	0
Paladin Energy Ltd	(1,268)	0
Prescient Therapeutics Limited	(451)	0
Province Resources Ltd	(2,958)	0
Selfwealth Limited	(2,466)	0
Tyro Payments Limited	0	(1,490)
Vulcan Energy Resources Limited	(1,890)	0
WAM Capital Limited	0	2,101
Wam Leaders Limited	4,693	1,865
Whitehawk Limited	(1,483)	0
	(7,458)	4,918
Shares in Listed Companies (Overseas)		
3D Systems Corp.	(2,025)	0
ARK ETF Shs ARK Fintech Innovation Fund	0	790
ARK ETF Shs Innovation	2,078	1,156
ARK ETF Shs Web x.0	926	135
Airbnb Inc - Ordinary Shares - Class A	515	0
Alteryx Inc - Ordinary Shares - Class A	0	(326)

Notes to the Financial Statements

For the year ended 30 June 2022

Amplif ETF Trst Shs Transformational Data Sharing ETF	0	5,221
Amplify ETF Trust - Amplify Online Retail ETF	655	721
Block Inc - Ordinary Shares - Class A	883	0
Clover Health Investments Corp - Ordinary Shares - - Class A	(906)	0
Coinbase Global Inc - Ordinary Shares - Class A	(2,078)	0
Dirx Dly S&P500 Shs	0	(439)
Dx Daily Tech Shs	0	180
Invesco Exchange-Traded Fund Trust II - Invesco NASDAQ 100 ETF	350	160
Invesco Exchange-Traded Fund Trust II - Invesco NASDAQ Next Gen 100 ETF	406	0
Marathon Digital Holdings Inc	13,851	7,824
Materialise Nv - ADR	99	0
Maxar Technologies Inc	50	0
Microstrategy Inc. - Ordinary Shares - Class A	0	5,408
Opendoor Technologies Inc	2,308	0
Overstock.Com Inc	(949)	(228)
Palantir Technologies Inc - Ordinary Shares - Class A	32	(11)
Pershing Square Tontine Holdings Ltd - Ordinary Shares - Class A	(990)	0
Plug Power Inc	(2,443)	0
Riot Blockchain Inc	11,756	3,923
SoFi Technologies Inc	1,581	0
Social Capital Hedosophia Holdings Corp IV - Ordinary Shares - Class A	(1,212)	0
Social Capital Hedosophia Holdings Corp VI - Ordinary Shares - Class A	(768)	0
Stratasys Ltd	(1,543)	0
Tesla Inc	11,086	23,679
Virgin Galactic Holdings Inc - Ordinary Shares - Class A	(40)	0
WisdomTree Trust - WisdomTree Cloud Computing Fund	2,842	0
	36,464	48,193

Notes to the Financial Statements

For the year ended 30 June 2022

Units in Listed Unit Trusts (Australian)		
Betashares Nasdaq 100 Etf	0	1,478
Spdr S&p/asx 200 Listed Property Fund	0	103
Vanguard All-world Ex-us Shares Index Etf	0	197
Vanguard Australian Fixed Interest Index Etf	0	(4,307)
Vanguard Australian Government Bond Index Etf	0	(4,706)
Vanguard Australian Property Securities Index Etf	0	326
Vanguard Ftse Asia Ex Japan Shares Index Etf	783	0
Vanguard Ftse Emerging Markets Shares Etf	964	0
Vanguard Us Total Market Shares Index Etf	0	557
	1,747	(6,352)
Total Realised Movement	(114,006)	46,759
Changes in Market Values	(248,204)	124,552

Note 13: Income Tax Expense

	2022	2021
	\$	\$
The components of tax expense comprise		
Current Tax	7,570	5,498
Income Tax Expense	7,570	5,498

The prima facie tax on benefits accrued before income tax is reconciled to the income tax as follows:

Prima facie tax payable on benefits accrued before income tax at 15%	(30,263)	26,750
Less:		
Tax effect of:		
Non Taxable Contributions	208	3,174
Increase in MV of Investments	0	11,669
Exempt Pension Income	4,774	1,143
Realised Accounting Capital Gains	(17,101)	7,014
Accounting Trust Distributions	0	269

Add:
Tax effect of:

Notes to the Financial Statements

For the year ended 30 June 2022

Decrease in MV of Investments	20,130	0
SMSF Non-Deductible Expenses	207	58
Pension Payments	5,622	3,000
Franking Credits	43	222
Foreign Credits	0	6
Credit for Tax Withheld - Foreign resident	0	9
Taxable Trust Distributions	0	170
Distributed Foreign Income	0	37
Rounding	1	1
	<hr/>	<hr/>
Income Tax on Taxable Income or Loss	7,859	6,984
Less credits:		
Franking Credits	289	1,479
Foreign Credits	0	2
Credit for Tax Withheld - Foreign resident withholding	0	4
	<hr/>	<hr/>
Current Tax or Refund	7,570	5,499
	<hr/>	<hr/>

L & E Noicos Superannuation Fund

Members Statement



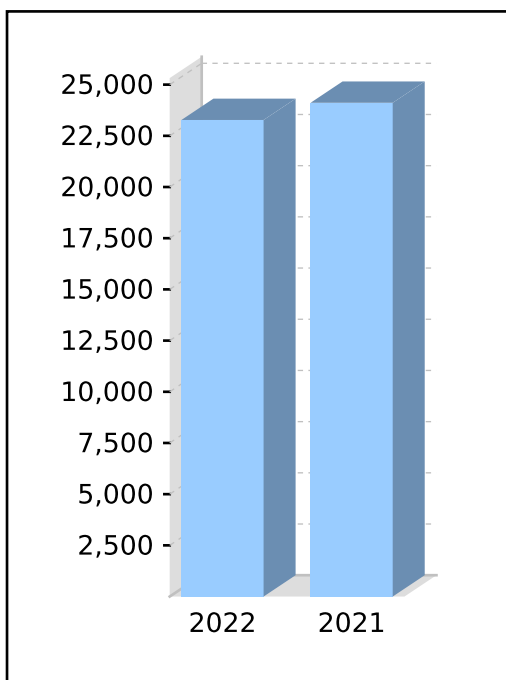
Ivka Noicos
 12 Torrens Street
 College Park, South Australia, 5069, Australia

Your Details

Date of Birth :	Provided	Nominated Beneficiaries:	N/A
Age:	60	Nomination Type:	N/A
Tax File Number:	Provided	Vested Benefits:	23,275
Date Joined Fund:	19/06/2008		
Service Period Start Date:	22/07/2002		
Date Left Fund:			
Member Code:	NOIIVK00001A		
Account Start Date:	19/06/2008		
Account Phase:	Accumulation Phase		
Account Description:	Accumulation		

Your Balance

Total Benefits	23,275
<u>Preservation Components</u>	
Preserved	23,275
Unrestricted Non Preserved	
Restricted Non Preserved	
<u>Tax Components</u>	
Tax Free	
Taxable	23,275
Investment Earnings Rate	-17%



Your Detailed Account Summary

	This Year
Opening balance at 01/07/2021	24,113
<u>Increases to Member account during the period</u>	
Employer Contributions	
Personal Contributions (Concessional)	27,500
Personal Contributions (Non Concessional)	
Government Co-Contributions	
Other Contributions	
Proceeds of Insurance Policies	
Transfers In	
Net Earnings	(218)
Internal Transfer In	315,494
<u>Decreases to Member account during the period</u>	
Pensions Paid	
Contributions Tax	4,125
Income Tax	(119)
No TFN Excess Contributions Tax	
Excess Contributions Tax	
Refund Excess Contributions	
Division 293 Tax	
Insurance Policy Premiums Paid	
Management Fees	
Member Expenses	
Benefits Paid/Transfers Out	
Superannuation Surcharge Tax	
Internal Transfer Out	339,608
Closing balance at 30/06/2022	23,275

L & E Noicos Superannuation Fund Members Statement



Ivka Noicos
12 Torrens Street
College Park, South Australia, 5069, Australia

Your Details

Date of Birth : Provided
Age: 60
Tax File Number: Provided
Date Joined Fund: 19/06/2008
Service Period Start Date: 22/07/2002
Date Left Fund: 01/07/2021
Member Code: NOIIVK00228P
Account Start Date: 01/07/2020
Account Phase: Retirement Phase
Account Description: Account Based Pension 5

Nominated Beneficiaries: Lazaros Noicos
Nomination Type: N/A
Vested Benefits:

Your Balance

Total Benefits

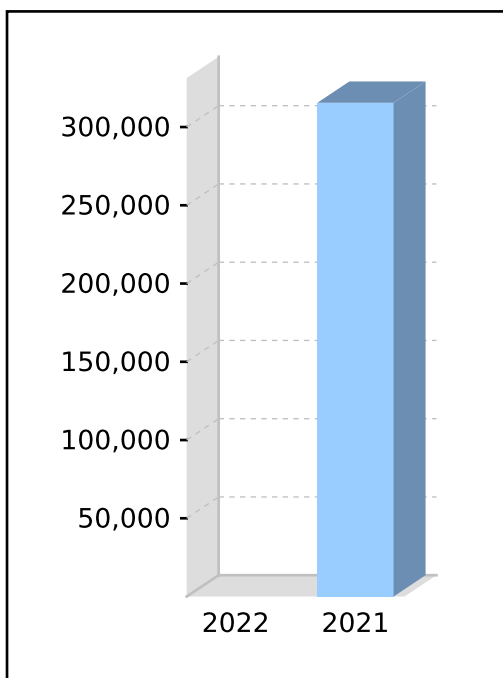
Preservation Components

Preserved
Unrestricted Non Preserved
Restricted Non Preserved

Tax Components

Tax Free (91.69%)
Taxable

Investment Earnings Rate 0%



Your Detailed Account Summary

	This Year
Opening balance at 01/07/2021	315,494
<u>Increases to Member account during the period</u>	
Employer Contributions	
Personal Contributions (Concessional)	
Personal Contributions (Non Concessional)	
Government Co-Contributions	
Other Contributions	
Proceeds of Insurance Policies	
Transfers In	
Net Earnings	
Internal Transfer In	
<u>Decreases to Member account during the period</u>	
Pensions Paid	
Contributions Tax	
Income Tax	
No TFN Excess Contributions Tax	
Excess Contributions Tax	
Refund Excess Contributions	
Division 293 Tax	
Insurance Policy Premiums Paid	
Management Fees	
Member Expenses	
Benefits Paid/Transfers Out	
Superannuation Surcharge Tax	
Internal Transfer Out	315,494
Closing balance at 30/06/2022	0

L & E Noicos Superannuation Fund Members Statement



Ivka Noicos
12 Torrens Street
College Park, South Australia, 5069, Australia

Your Details

Date of Birth :	Provided	Nominated Beneficiaries:	Lazaros Noicos
Age:	60	Nomination Type:	N/A
Tax File Number:	Provided	Vested Benefits:	202,769
Date Joined Fund:	19/06/2008		
Service Period Start Date:	22/07/2002		
Date Left Fund:			
Member Code:	NOIIVK00264P		
Account Start Date:	01/07/2021		
Account Phase:	Retirement Phase		
Account Description:	Account Based Pension 6		

Your Balance

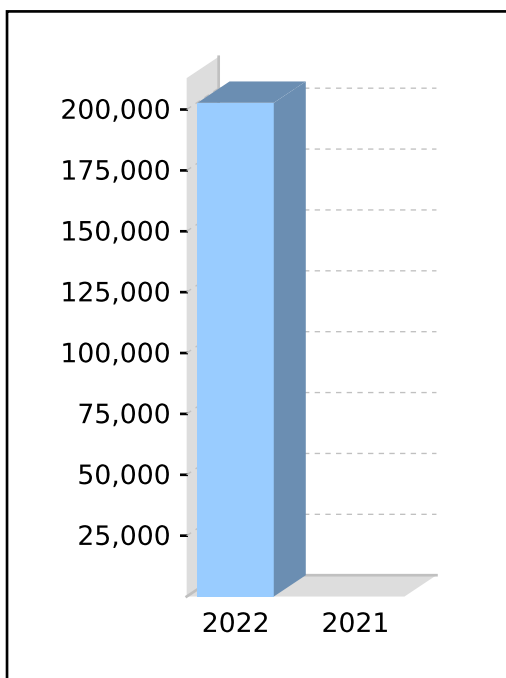
Total Benefits 202,769

Preservation Components

Preserved
Unrestricted Non Preserved 202,769
Restricted Non Preserved

Tax Components

Tax Free (85.18%) 172,705
Taxable 30,064
Investment Earnings Rate -36%



Your Detailed Account Summary

	This Year
Opening balance at 01/07/2021	
<u>Increases to Member account during the period</u>	
Employer Contributions	
Personal Contributions (Concessional)	
Personal Contributions (Non Concessional)	
Government Co-Contributions	
Other Contributions	
Proceeds of Insurance Policies	
Transfers In	
Net Earnings	(118,029)
Internal Transfer In	339,608
<u>Decreases to Member account during the period</u>	
Pensions Paid	18,810
Contributions Tax	
Income Tax	
No TFN Excess Contributions Tax	
Excess Contributions Tax	
Refund Excess Contributions	
Division 293 Tax	
Insurance Policy Premiums Paid	
Management Fees	
Member Expenses	
Benefits Paid/Transfers Out	
Superannuation Surcharge Tax	
Internal Transfer Out	
Closing balance at 30/06/2022	202,769

L & E Noicos Superannuation Fund Members Statement



Lazaros Noicos
12 Torrens Street
College Park, South Australia, 5069, Australia

Your Details

Date of Birth :	Provided	Nominated Beneficiaries:	N/A
Age:	71	Nomination Type:	N/A
Tax File Number:	Provided	Vested Benefits:	23,849
Date Joined Fund:	19/06/2008		
Service Period Start Date:	28/09/1987		
Date Left Fund:			
Member Code:	NOILAZ00001A		
Account Start Date:	19/06/2008		
Account Phase:	Accumulation Phase		
Account Description:	Accumulation		

Your Balance

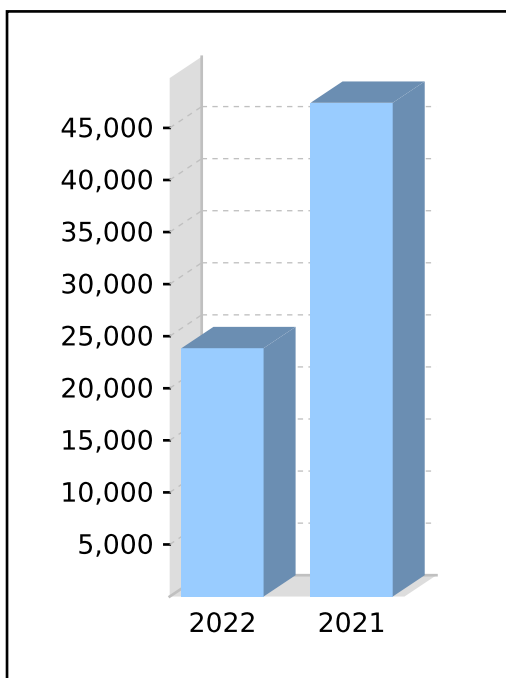
Total Benefits 23,849

Preservation Components

Preserved
Unrestricted Non Preserved 23,849
Restricted Non Preserved

Tax Components

Tax Free 1,384
Taxable 22,465
Investment Earnings Rate -16%



Your Detailed Account Summary

	This Year
Opening balance at 01/07/2021	47,416
<u>Increases to Member account during the period</u>	
Employer Contributions	26,675
Personal Contributions (Concessional)	
Personal Contributions (Non Concessional)	1,384
Government Co-Contributions	
Other Contributions	
Proceeds of Insurance Policies	
Transfers In	
Net Earnings	(481)
Internal Transfer In	246,733
<u>Decreases to Member account during the period</u>	
Pensions Paid	
Contributions Tax	4,001
Income Tax	(272)
No TFN Excess Contributions Tax	
Excess Contributions Tax	
Refund Excess Contributions	
Division 293 Tax	
Insurance Policy Premiums Paid	
Management Fees	
Member Expenses	
Benefits Paid/Transfers Out	
Superannuation Surcharge Tax	
Internal Transfer Out	294,149
Closing balance at 30/06/2022	23,849

L & E Noicos Superannuation Fund

Members Statement



Lazaros Noicos
 12 Torrens Street
 College Park, South Australia, 5069, Australia

Your Details

Date of Birth : Provided
 Age: 71
 Tax File Number: Provided
 Date Joined Fund: 19/06/2008
 Service Period Start Date: 28/09/1987
 Date Left Fund: 01/07/2021
 Member Code: NOILAZ00122P
 Account Start Date: 01/07/2020
 Account Phase: Retirement Phase
 Account Description: Account Based Pension 6

Nominated Beneficiaries: Ivka Noicos
 Nomination Type: N/A
 Vested Benefits:

Your Balance

Total Benefits

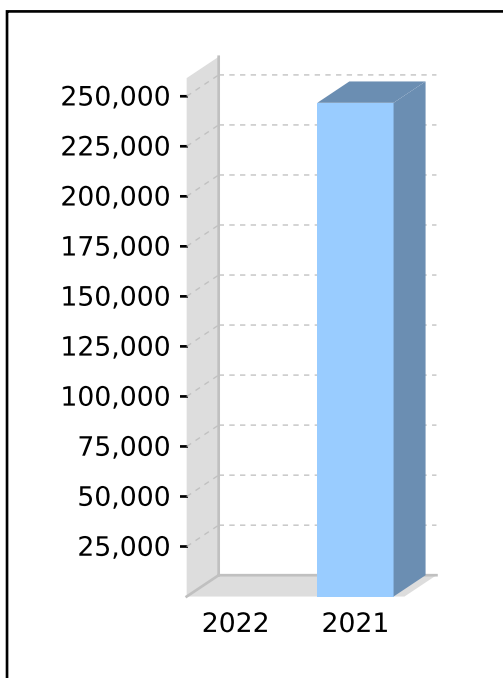
Preservation Components

Preserved
 Unrestricted Non Preserved
 Restricted Non Preserved

Tax Components

Tax Free (79.43%)
 Taxable

Investment Earnings Rate 0%



Your Detailed Account Summary

	This Year
Opening balance at 01/07/2021	246,733
<u>Increases to Member account during the period</u>	
Employer Contributions	
Personal Contributions (Concessional)	
Personal Contributions (Non Concessional)	
Government Co-Contributions	
Other Contributions	
Proceeds of Insurance Policies	
Transfers In	
Net Earnings	
Internal Transfer In	
<u>Decreases to Member account during the period</u>	
Pensions Paid	
Contributions Tax	
Income Tax	
No TFN Excess Contributions Tax	
Excess Contributions Tax	
Refund Excess Contributions	
Division 293 Tax	
Insurance Policy Premiums Paid	
Management Fees	
Member Expenses	
Benefits Paid/Transfers Out	
Superannuation Surcharge Tax	
Internal Transfer Out	246,733
Closing balance at 30/06/2022	0

L & E Noicos Superannuation Fund

Members Statement



Lazaros Noicos
 12 Torrens Street
 College Park, South Australia, 5069, Australia

Your Details

Date of Birth :	Provided	Nominated Beneficiaries:	Ivka Noicos
Age:	71	Nomination Type:	N/A
Tax File Number:	Provided	Vested Benefits:	173,841
Date Joined Fund:	19/06/2008		
Service Period Start Date:	28/09/1987		
Date Left Fund:			
Member Code:	NOILAZ00226P		
Account Start Date:	01/07/2021		
Account Phase:	Retirement Phase		
Account Description:	Account Based Pension 7		

Your Balance

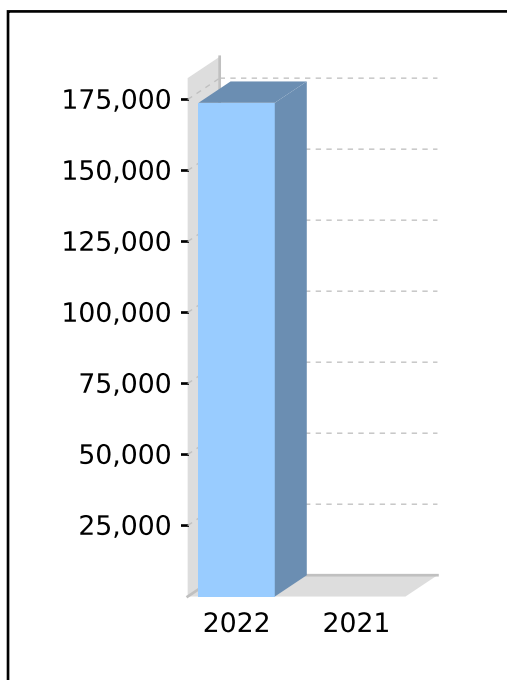
Total Benefits 173,841

Preservation Components

Preserved
 Unrestricted Non Preserved 173,841
 Restricted Non Preserved

Tax Components

Tax Free (73.82%) 128,337
 Taxable 46,407
 Investment Earnings Rate -36%



Your Detailed Account Summary

	This Year
Opening balance at 01/07/2021	
<u>Increases to Member account during the period</u>	
Employer Contributions	
Personal Contributions (Concessional)	
Personal Contributions (Non Concessional)	
Government Co-Contributions	
Other Contributions	
Proceeds of Insurance Policies	
Transfers In	
Net Earnings	(101,638)
Internal Transfer In	294,149
<u>Decreases to Member account during the period</u>	
Pensions Paid	18,670
Contributions Tax	
Income Tax	
No TFN Excess Contributions Tax	
Excess Contributions Tax	
Refund Excess Contributions	
Division 293 Tax	
Insurance Policy Premiums Paid	
Management Fees	
Member Expenses	
Benefits Paid/Transfers Out	
Superannuation Surcharge Tax	
Internal Transfer Out	
Closing balance at 30/06/2022	173,841



Trustees Declaration

The directors of the trustee company have determined that the fund is not a reporting entity and that the special purpose financial statements should be prepared in accordance with the accounting policies described in Note 1 to the financial statements.

The directors of the trustee company declare that:

- (i) the financial statements and notes to the financial statements for the year ended 30 June 2022 present fairly, in all material respects, the financial position of the superannuation fund at 30 June 2022 and the results of its operations for the year ended on that date in accordance with the accounting policies described in Note 1 to the financial statements;
- (ii) the financial statements and notes to the financial statements have been prepared in accordance with the requirements of the trust deed; and
- (iii) the operation of the superannuation fund has been carried out in accordance with its trust deed and in compliance with the requirements of the Superannuation Industry (Supervision) Act 1993 and associated Regulations during the year ended 30 June 2022.

Signed in accordance with a resolution of the directors of the trustee company by:

.....
Lazaros Noicos
L & E Noicos Superannuation Pty Ltd
Director

.....
Ivka Noicos
L & E Noicos Superannuation Pty Ltd
Director

Dated this day of2023

Minutes of a meeting of the Director(s)

held on 17 July 2023 at 12 Torrens Street, College Park, South Australia 5069

PRESENT:	Lazaros Noicos and Ivka Noicos
MINUTES:	The Chair reported that the minutes of the previous meeting had been signed as a true record.
FINANCIAL STATEMENTS OF SUPERANNUATION FUND:	<p>It was resolved that the financial statements would be prepared as special purpose financial statements as, in the opinion of the trustee(s), the superannuation fund is a non-reporting entity and therefore is not required to comply with all Australian Accounting Standards.</p> <p>The Chair tabled the financial statements and notes to the financial statements of the superannuation fund in respect of the year ended 30 June 2022 and it was resolved that such statements be and are hereby adopted as tabled.</p>
TRUSTEE'S DECLARATION:	It was resolved that the trustee's declaration of the superannuation fund be signed.
ANNUAL RETURN:	Being satisfied that the fund had complied with the requirements of the Superannuation Industry (Supervision) Act 1993 (SISA) and Regulations during the year ended 30 June 2022, it was resolved that the annual return be approved, signed and lodged with the Australian Taxation Office.
TRUST DEED:	The Chair tabled advice received from the fund's legal adviser confirming that the fund's trust deed is consistent with all relevant superannuation and trust law.
INVESTMENT STRATEGY:	The allocation of the fund's assets and the fund's investment performance over this financial year were reviewed and found to be within the acceptable ranges outlined in the investment strategy. After considering the risk, rate of return and liquidity of the investments and the ability of the fund to discharge its existing liabilities, it was resolved that the investment strategy continues to reflect the purposes and circumstances of the fund and its members. Accordingly, no changes in the investment strategy were required.
INSURANCE COVER:	The trustee(s) reviewed the current life and total and permanent disability insurance coverage on offer to the members and resolved that the current insurance arrangements were appropriate for the fund.
ALLOCATION OF INCOME:	It was resolved that the income of the fund would be allocated to the members based on their average daily balance (an alternative allocation basis may be percentage of opening balance).
INVESTMENT ACQUISITIONS:	It was resolved to ratify the investment acquisitions throughout the financial year ended 30 June 2022.
INVESTMENT DISPOSALS:	It was resolved to ratify the investment disposals throughout the financial year ended 30 June 2022.
AUDITORS:	<p>It was resolved that</p> <p>Anthony Boys</p> <p>of</p> <p>Po Box 3376, Rundle Mall, South Australia 5000</p> <p>act as auditors of the Fund for the next financial year.</p>
TAX AGENTS:	It was resolved that

Minutes of a meeting of the Director(s)

held on 17 July 2023 at 12 Torrens Street, College Park, South Australia 5069

Simon Langston

act as tax agents of the Fund for the next financial year.

TRUSTEE STATUS:

Each of the trustee(s) confirmed that they are qualified to act as trustee(s) of the fund and that they are not disqualified persons as defined by s 120 of the SISA.

CONTRIBUTIONS RECEIVED:

It was resolved that the contributions during the year be allocated to members on the basis of the schedule provided by the principal Fund employer.

ACCEPTANCE OF ROLLOVERS:

The trustee has ensured that any rollover made to the Fund, meets the requirements of the Fund's deed and does not breach the superannuation laws in relation to:

1. making rollover between Funds; and,
2. breaching the Fund or the member investment strategy.

The trustee has reviewed the rollover and received advice that the rollover is in accordance with the Trust Deed and the rules of the Fund and the superannuation laws. As such the trustee has resolved to accept the rollover on behalf of the member.

PAYMENT OF BENEFITS:

The trustee has ensured that any payment of benefits made from the Fund, meets the requirements of the Fund's deed and does not breach the superannuation laws in relation to:

1. making payments to members; and,
2. breaching the Fund or the member investment strategy.

The trustee has reviewed the payment of the benefit and received advice that the transfer is in accordance with the Deed and the superannuation laws. As such the trustee has resolved to allow the payment of the benefits on behalf of the member.

CLOSURE:

All resolutions for this meeting were made in accordance with the SISA and Regulations.

There being no further business the meeting then closed.

Signed as a true record –

.....

Ivka Noicos

Chairperson

We have compiled the accompanying special purpose financial statements of the L & E Noicos Superannuation Fund which comprise the statement of financial position as at 30 June 2022 the operating statement for the year then ended, a summary of significant accounting policies and other explanatory notes. The specific purpose for which the special purpose financial statements have been prepared is set out in Note 1 to the financial statements.

The Responsibility of the Trustee

The Trustee of L & E Noicos Superannuation Fund are solely responsible for the information contained in the special purpose financial statements, the reliability, accuracy and completeness of the information and for the determination that the financial reporting framework used is appropriate to meet their needs and for the purpose that the financial statements were prepared.

Our Responsibility

On the basis of information provided by the Trustee, we have compiled the accompanying special purpose financial statements in accordance with the financial reporting framework as described in Note 1 to the financial statements and APES 315: Compilation of Financial Information.

We have applied our expertise in accounting and financial reporting to compile these financial statements in accordance with the financial reporting framework described in Note 1 to the financial statements. We have complied with the relevant ethical requirements of APES 110: Code of Ethics for Professional Accountants.

Assurance Disclaimer


Since a compilation engagement is not an assurance engagement, we are not required to verify the reliability, accuracy or completeness of the information provided to us by management to compile these financial statements. Accordingly, we do not express an audit opinion or a review conclusion on these financial statements.

The special purpose financial statements were compiled exclusively for the benefit of the directors of the trustee company who are responsible for the reliability, accuracy and completeness of the information used to compile them. We do not accept responsibility for the contents of the special purpose financial statements.

Simon Langston

of

64 French Street, Netherby, South Australia 5062

Signed: 

Dated: 17/07/2023

Self-managed superannuation fund annual return **2022**

Who should complete this annual return?

Only self-managed superannuation funds (SMSFs) can complete this annual return. All other funds must complete the *Fund income tax return 2022* (NAT 71287).

- ❗ The *Self-managed superannuation fund annual return instructions 2022* (NAT 71606) (the instructions) can assist you to complete this annual return.
- ⊖ The SMSF annual return cannot be used to notify us of a change in fund membership. You must update fund details via ABR.gov.au or complete the Change of details for superannuation entities form (NAT 3036).

To complete this annual return

- Print clearly, using a BLACK pen only.
- Use BLOCK LETTERS and print one character per box.

S	M	/	T	#		S	T				
---	---	---	---	---	--	---	---	--	--	--	--

- Place in ALL applicable boxes.

➤ Postal address for annual returns:

Australian Taxation Office
GPO Box 9845
[insert the name and postcode
of your capital city]

For example;

Australian Taxation Office
GPO Box 9845
SYDNEY NSW 2001

Section A: Fund information

1 Tax file number (TFN)

- ❗ The ATO is authorised by law to request your TFN. You are not obliged to quote your TFN but not quoting it could increase the chance of delay or error in processing your annual return. See the Privacy note in the Declaration.

➤ To assist processing, write the fund's TFN at the top of pages 3, 5, 7, 9 and 11.

2 Name of self-managed superannuation fund (SMSF)

3 Australian business number (ABN) (if applicable)

4 Current postal address

Suburb/town

State/territory

Postcode

5 Annual return status

- | | | |
|--|-------------|-----|
| Is this an amendment to the SMSF's 2022 return? | A No | Yes |
| Is this the first required return for a newly registered SMSF? | B No | Yes |

6 SMSF auditor

Auditor's name

Title: Mr Mrs Miss Ms Other

Family name

First given name

Other given names

SMSF Auditor Number

Auditor's phone number

Postal address

Suburb/town

State/territory

Postcode

Date audit was completed **A** Day / Month / Year

Was Part A of the audit report qualified? **B** No Yes

Was Part B of the audit report qualified? **C** No Yes

If Part B of the audit report was qualified,
have the reported issues been rectified? **D** No Yes

7 Electronic funds transfer (EFT)

We need your self-managed super fund's financial institution details to pay any super payments and tax refunds owing to you.

A Fund's financial institution account details

This account is used for super contributions and rollovers. Do not provide a tax agent account here.

Fund BSB number

Fund account number

Fund account name

I would like my tax refunds made to this account. **Go to C.**

B Financial institution account details for tax refunds

This account is used for tax refunds. You can provide a tax agent account here.

BSB number

Account number

Account name

C Electronic service address alias

Provide the electronic service address alias (ESA) issued by your SMSF messaging provider.
(For example, SMSFdataESAAlias). See instructions for more information.

8 Status of SMSF Australian superannuation fund **A** No Yes Fund benefit structure **B** Code
 Does the fund trust deed allow acceptance of the Government's Super Co-contribution and Low Income Super Amounts? **C** No Yes

9 Was the fund wound up during the income year?
 No Yes **▶** If yes, provide the date on which the fund was wound up Day / Month / Year **▶** Have all tax lodgment and payment obligations been met? No Yes

10 Exempt current pension income

Did the fund pay retirement phase superannuation income stream benefits to one or more members in the income year?

⊖ To claim a tax exemption for current pension income, you must pay at least the minimum benefit payment under the law. Record exempt current pension income at Label **A**.

No **▶** Go to Section B: Income.

Yes **▶** Exempt current pension income amount **A** \$

Which method did you use to calculate your exempt current pension income?

Segregated assets method **B**

Unsegregated assets method **C** **▶** Was an actuarial certificate obtained? **D** Yes

Did the fund have any other income that was assessable?

E **Yes** **▶** Go to Section B: Income.

No **▶** Choosing 'No' means that you do not have any assessable income, including no-TFN quoted contributions. Go to Section C: Deductions and non-deductible expenses. (Do **not** complete Section B: Income.)

⊖ If you are entitled to claim any tax offsets, you can list these at Section D: Income tax calculation statement.

Section B: Income

Do not complete this section if all superannuation interests in the SMSF were supporting superannuation income streams in the retirement phase for the **entire year**, there was **no** other income that was assessable, and you **have not** realised a deferred notional gain. If you are entitled to claim any tax offsets, you can record these at Section D: Income tax calculation statement.

11 Income

Did you have a capital gains tax (CGT) event during the year?

G No Yes

If the total capital loss or total capital gain is greater than \$10,000 or you elected to use the transitional CGT relief in 2017 and the deferred notional gain has been realised, complete and attach a *Capital gains tax (CGT) schedule 2022*.

Have you applied an exemption or rollover?

M No Yes

Code

Net capital gain **A \$**

Gross rent and other leasing and hiring income **B \$**

Gross interest **C \$**

Forestry managed investment scheme income **X \$**

Gross foreign income	Net foreign income	D \$	Loss
D1 \$			

Australian franking credits from a New Zealand company **E \$**

Number

Transfers from foreign funds **F \$**

Gross payments where ABN not quoted **H \$**

Gross distribution from partnerships **I \$**

*Unfranked dividend amount **J \$**

*Franked dividend amount **K \$**

*Dividend franking credit **L \$**

*Gross trust distributions **M \$**

Calculation of assessable contributions	
Assessable employer contributions	
R1 \$	
plus Assessable personal contributions	
R2 \$	
plus **No-TFN-quoted contributions	
R3 \$	
<i>(an amount must be included even if it is zero)</i>	
less Transfer of liability to life insurance company or PST	
R6 \$	

Assessable contributions
R \$
(**R1 plus R2 plus R3 less R6**)

Loss

Code

Calculation of non-arm's length income	
*Net non-arm's length private company dividends	
U1 \$	
plus *Net non-arm's length trust distributions	
U2 \$	
plus *Net other non-arm's length income	
U3 \$	

*Other income **S \$**

*Assessable income due to changed tax status of fund **T \$**

Net non-arm's length income
U \$
(subject to 45% tax rate)
(U1 plus U2 plus U3)

Code

#This is a mandatory label.

*If an amount is entered at this label, check the instructions to ensure the correct tax treatment has been applied.

GROSS INCOME (Sum of labels A to U)	W \$	Loss
--	-------------	------

Exempt current pension income **Y \$**

TOTAL ASSESSABLE INCOME (W less Y)	V \$	Loss
---	-------------	------

Section C: Deductions and non-deductible expenses

12 Deductions and non-deductible expenses

- Under 'Deductions' list all expenses and allowances you are entitled to claim a deduction for. Under 'Non-deductible expenses', list all other expenses or normally allowable deductions that you cannot claim as a deduction (for example, all expenses related to exempt current pension income should be recorded in the 'Non-deductible expenses' column).

	DEDUCTIONS		NON-DEDUCTIBLE EXPENSES
Interest expenses within Australia	A1 \$		A2 \$
Interest expenses overseas	B1 \$		B2 \$
Capital works expenditure	D1 \$		D2 \$
Decline in value of depreciating assets	E1 \$		E2 \$
Insurance premiums – members	F1 \$		F2 \$
SMSF auditor fee	H1 \$		H2 \$
Investment expenses	I1 \$		I2 \$
Management and administration expenses	J1 \$		J2 \$
Forestry managed investment scheme expense	U1 \$		U2 \$
Other amounts	L1 \$	Code	L2 \$
Tax losses deducted	M1 \$		

TOTAL DEDUCTIONS
N \$
(Total **A1** to **M1**)

TOTAL NON-DEDUCTIBLE EXPENSES
Y \$
(Total **A2** to **L2**)

#TAXABLE INCOME OR LOSS Loss
O \$
(**TOTAL ASSESSABLE INCOME** less
TOTAL DEDUCTIONS)

TOTAL SMSF EXPENSES
Z \$
(**N plus Y**)

#This is a mandatory label.

Section D: Income tax calculation statement

#Important:

Section B label **R3**, Section C label **O** and Section D labels **A, T1, J, T5** and **I** are mandatory. If you leave these labels blank, you will have specified a zero amount.

13 Calculation statement

Please refer to the *Self-managed superannuation fund annual return instructions 2022* on how to complete the calculation statement.

#Taxable income **A \$** *(an amount must be included even if it is zero)*

#Tax on taxable income **T1 \$** *(an amount must be included even if it is zero)*

#Tax on no-TFN-quoted contributions **J \$** *(an amount must be included even if it is zero)*

Gross tax **B \$**
(T1 plus J)

Foreign income tax offset C1 \$	
Rebates and tax offsets C2 \$	Non-refundable non-carry forward tax offsets C \$ <i>(C1 plus C2)</i>

SUBTOTAL 1
T2 \$
(B less C – cannot be less than zero)

Early stage venture capital limited partnership tax offset D1 \$	
Early stage venture capital limited partnership tax offset carried forward from previous year D2 \$	Non-refundable carry forward tax offsets D \$ <i>(D1 plus D2 plus D3 plus D4)</i>
Early stage investor tax offset D3 \$	
Early stage investor tax offset carried forward from previous year D4 \$	

SUBTOTAL 2
T3 \$
(T2 less D – cannot be less than zero)

Complying fund's franking credits tax offset E1 \$	
No-TFN tax offset E2 \$	
National rental affordability scheme tax offset E3 \$	
Exploration credit tax offset E4 \$	Refundable tax offsets E \$ <i>(E1 plus E2 plus E3 plus E4)</i>

#TAX PAYABLE **T5 \$**
(T3 less E – cannot be less than zero)

Section 102AAM interest charge
G \$

Credit for interest on early payments – amount of interest	
H1 \$	
Credit for tax withheld – foreign resident withholding (excluding capital gains)	
H2 \$	
Credit for tax withheld – where ABN or TFN not quoted (non-individual)	
H3 \$	
Credit for TFN amounts withheld from payments from closely held trusts	
H5 \$	
Credit for interest on no-TFN tax offset	
H6 \$	
Credit for foreign resident capital gains withholding amounts	
H8 \$	
	Eligible credits
	H \$
	<i>(H1 plus H2 plus H3 plus H5 plus H6 plus H8)</i>

#Tax offset refunds (Remainder of refundable tax offsets)	I \$	<i>(unused amount from label E – an amount must be included even if it is zero)</i>
---	-------------	---

PAYG instalments raised
K \$
Supervisory levy
L \$
Supervisory levy adjustment for wound up funds
M \$
Supervisory levy adjustment for new funds
N \$

AMOUNT DUE OR REFUNDABLE A positive amount at S is what you owe, while a negative amount is refundable to you.	S \$	<i>(T5 plus G less H less I less K plus L less M plus N)</i>
---	-------------	--

#This is a mandatory label.

Section E: Losses

14 Losses

! If total loss is greater than \$100,000, complete and attach a *Losses schedule 2022*.

Tax losses carried forward to later income years **U \$**
 Net capital losses carried forward to later income years **V \$**

Section F: Member information

MEMBER 1

Title: Mr Mrs Miss Ms Other

Family name

First given name

Other given names

Member's TFN

See the Privacy note in the Declaration.

Day Month Year

Date of birth

Contributions

OPENING ACCOUNT BALANCE \$

I Refer to instructions for completing these labels.

Employer contributions

A \$

ABN of principal employer

A1

Personal contributions

B \$

CGT small business retirement exemption

C \$

CGT small business 15-year exemption amount

D \$

Personal injury election

E \$

Spouse and child contributions

F \$

Other third party contributions

G \$

Proceeds from primary residence disposal

H \$

Day Month Year

H1 Receipt date / /

Assessable foreign superannuation fund amount

I \$

Non-assessable foreign superannuation fund amount

J \$

Transfer from reserve: assessable amount

K \$

Transfer from reserve: non-assessable amount

L \$

Contributions from non-complying funds and previously non-complying funds

T \$

Any other contributions (including Super Co-contributions and Low Income Super Amounts)

M \$

TOTAL CONTRIBUTIONS N \$

(Sum of labels **A** to **M**)

Other transactions

Accumulation phase account balance

S1 \$

Retirement phase account balance - Non CDBIS

S2 \$

Retirement phase account balance - CDBIS

S3 \$

TRIS Count

CLOSING ACCOUNT BALANCE S \$

(**S1** plus **S2** plus **S3**)

Allocated earnings or losses

O \$

Loss

Inward rollovers and transfers

P \$

Outward rollovers and transfers

Q \$

Lump Sum payments

R1 \$

Code

Income stream payments

R2 \$

Code

Accumulation phase value **X1 \$**

Retirement phase value **X2 \$**

Outstanding limited recourse borrowing arrangement amount **Y \$**

MEMBER 2

Title: Mr Mrs Miss Ms Other

Family name

First given name

Other given names

Member's TFN

See the Privacy note in the Declaration.

Date of birth Day Month Year

Contributions OPENING ACCOUNT BALANCE \$

! Refer to instructions for completing these labels.

- | | |
|--|--|
| <p>A \$ Employer contributions</p> <p>ABN of principal employer</p> <p>A1 Personal contributions</p> <p>B \$ CGT small business retirement exemption</p> <p>C \$ CGT small business 15-year exemption amount</p> <p>D \$ Personal injury election</p> <p>E \$ Spouse and child contributions</p> <p>F \$ Other third party contributions</p> <p>G \$</p> | <p>H \$ Proceeds from primary residence disposal</p> <p>H1 Receipt date Day / Month / Year</p> <p>I \$ Assessable foreign superannuation fund amount</p> <p>J \$ Non-assessable foreign superannuation fund amount</p> <p>K \$ Transfer from reserve: assessable amount</p> <p>L \$ Transfer from reserve: non-assessable amount</p> <p>M \$ Contributions from non-complying funds and previously non-complying funds</p> <p>T \$ Any other contributions (including Super Co-contributions and Low Income Super Amounts)</p> |
|--|--|

TOTAL CONTRIBUTIONS N \$ (Sum of labels **A** to **M**)

Other transactions

<p>S1 \$ Accumulation phase account balance</p> <p>S2 \$ Retirement phase account balance – Non CDBIS</p> <p>S3 \$ Retirement phase account balance – CDBIS</p>	<p>O \$ Allocated earnings or losses Loss</p> <p>P \$ Inward rollovers and transfers</p> <p>Q \$ Outward rollovers and transfers</p> <p>R1 \$ Lump Sum payments Code</p> <p>R2 \$ Income stream payments Code</p>
<p style="text-align: center;">CLOSING ACCOUNT BALANCE S \$ (S1 plus S2 plus S3)</p>	

TRIS Count

Accumulation phase value **X1 \$**

Retirement phase value **X2 \$**

Outstanding limited recourse borrowing arrangement amount **Y \$**

MEMBER 3

Title: Mr Mrs Miss Ms Other

Family name

First given name

Other given names

Member's TFN

See the Privacy note in the Declaration.

Day Month Year

Date of birth

Contributions

OPENING ACCOUNT BALANCE \$

Refer to instructions for completing these labels.

A \$ Employer contributions

ABN of principal employer

A1 Personal contributions

B \$ CGT small business retirement exemption

C \$ CGT small business 15-year exemption amount

D \$ Personal injury election

E \$ Spouse and child contributions

F \$ Other third party contributions

G \$

H \$ Proceeds from primary residence disposal

H1 Receipt date / /

I \$ Assessable foreign superannuation fund amount

J \$ Non-assessable foreign superannuation fund amount

K \$ Transfer from reserve: assessable amount

L \$ Transfer from reserve: non-assessable amount

M \$ Contributions from non-complying funds and previously non-complying funds

T \$ Any other contributions (including Super Co-contributions and Low Income Super Amounts)

M \$

TOTAL CONTRIBUTIONS N \$
(Sum of labels A to M)

Other transactions

S1 \$ Accumulation phase account balance

S2 \$ Retirement phase account balance - Non CDBIS

S3 \$ Retirement phase account balance - CDBIS

O \$ Allocated earnings or losses

P \$ Inward rollovers and transfers

Q \$ Outward rollovers and transfers

R1 \$ Lump Sum payments

R2 \$ Income stream payments

CLOSING ACCOUNT BALANCE S \$
(S1 plus S2 plus S3)

Accumulation phase value **X1 \$**

Retirement phase value **X2 \$**

Outstanding limited recourse borrowing arrangement amount **Y \$**

MEMBER 4

Title: Mr Mrs Miss Ms Other

Family name

First given name

Other given names

Member's TFN

See the Privacy note in the Declaration.

Day Month Year

Date of birth

Contributions

OPENING ACCOUNT BALANCE \$

! Refer to instructions for completing these labels.

A \$ Employer contributions

ABN of principal employer

A1

Personal contributions

B \$

CGT small business retirement exemption

C \$

CGT small business 15-year exemption amount

D \$

Personal injury election

E \$

Spouse and child contributions

F \$

Other third party contributions

G \$

H \$ Proceeds from primary residence disposal

H1 Receipt date Day / Month / Year

I \$ Assessable foreign superannuation fund amount

J \$ Non-assessable foreign superannuation fund amount

K \$ Transfer from reserve: assessable amount

L \$ Transfer from reserve: non-assessable amount

M \$ Contributions from non-complying funds and previously non-complying funds

T \$ Any other contributions (including Super Co-contributions and Low Income Super Amounts)

M \$

TOTAL CONTRIBUTIONS N \$ (Sum of labels **A** to **M**)

Other transactions

S1 \$ Accumulation phase account balance

Retirement phase account balance - Non CDBIS

S2 \$

Retirement phase account balance - CDBIS

S3 \$

TRIS Count

CLOSING ACCOUNT BALANCE S \$ (**S1 plus S2 plus S3**)

O \$ Allocated earnings or losses Loss

P \$ Inward rollovers and transfers

Q \$ Outward rollovers and transfers

R1 \$ Lump Sum payments Code

R2 \$ Income stream payments Code

Accumulation phase value **X1 \$**

Retirement phase value **X2 \$**

Outstanding limited recourse borrowing arrangement amount **Y \$**

MEMBER 5

Title: Mr Mrs Miss Ms Other

Family name

First given name

Other given names

Member's TFN

See the Privacy note in the Declaration.

Day Month Year

Date of birth

Contributions

OPENING ACCOUNT BALANCE \$

! Refer to instructions for completing these labels.

- A \$** Employer contributions
- ABN of principal employer
- A1** Personal contributions
- B \$** CGT small business retirement exemption
- C \$** CGT small business 15-year exemption amount
- D \$** Personal injury election
- E \$** Spouse and child contributions
- F \$** Other third party contributions
- G \$**

- H \$** Proceeds from primary residence disposal
- H1** Receipt date Day / Month / Year
- I \$** Assessable foreign superannuation fund amount
- J \$** Non-assessable foreign superannuation fund amount
- K \$** Transfer from reserve: assessable amount
- L \$** Transfer from reserve: non-assessable amount
- M \$** Contributions from non-complying funds and previously non-complying funds
- T \$** Any other contributions (including Super Co-contributions and Low Income Super Amounts)

TOTAL CONTRIBUTIONS N \$
(Sum of labels **A** to **M**)

Other transactions

- S1 \$** Accumulation phase account balance
- S2 \$** Retirement phase account balance - Non CDBIS
- S3 \$** Retirement phase account balance - CDBIS

- O \$** Allocated earnings or losses Loss
- P \$** Inward rollovers and transfers
- Q \$** Outward rollovers and transfers
- R1 \$** Lump Sum payments Code
- R2 \$** Income stream payments Code

TRIS Count **CLOSING ACCOUNT BALANCE S \$**
(S1 plus S2 plus S3)

- Accumulation phase value **X1 \$**
- Retirement phase value **X2 \$**
- Outstanding limited recourse borrowing arrangement amount **Y \$**

MEMBER 6

Title: Mr Mrs Miss Ms Other

Family name

First given name

Other given names

Member's TFN

See the Privacy note in the Declaration.

Day Month Year

Date of birth

Contributions OPENING ACCOUNT BALANCE \$

! Refer to instructions for completing these labels.

A \$ Employer contributions

ABN of principal employer

A1

Personal contributions

B \$

CGT small business retirement exemption

C \$

CGT small business 15-year exemption amount

D \$

Personal injury election

E \$

Spouse and child contributions

F \$

Other third party contributions

G \$

H \$ Proceeds from primary residence disposal

H1 Receipt date / /
Day Month Year

I \$ Assessable foreign superannuation fund amount

J \$ Non-assessable foreign superannuation fund amount

K \$ Transfer from reserve: assessable amount

L \$ Transfer from reserve: non-assessable amount

M \$ Contributions from non-complying funds and previously non-complying funds

T \$ Any other contributions (including Super Co-contributions and Low Income Super Amounts)

M \$

TOTAL CONTRIBUTIONS N \$
(Sum of labels **A** to **M**)

Other transactions

S1 \$ Accumulation phase account balance

S2 \$ Retirement phase account balance - Non CDBIS

S3 \$ Retirement phase account balance - CDBIS

TRIS Count

CLOSING ACCOUNT BALANCE S \$
(**S1 plus S2 plus S3**)

O \$ Allocated earnings or losses Loss

P \$ Inward rollovers and transfers

Q \$ Outward rollovers and transfers

R1 \$ Lump Sum payments Code

R2 \$ Income stream payments Code

Accumulation phase value **X1 \$**

Retirement phase value **X2 \$**

Outstanding limited recourse borrowing arrangement amount **Y \$**

Section G: Supplementary member information

MEMBER 7

Title: Mr Mrs Miss Ms Other

Account status

Code

Family name

First given name

Other given names

Member's TFN

See the Privacy note in the Declaration.

Date of birth

Day Month Year

If deceased, date of death

Day Month Year

/ /

Contributions

OPENING ACCOUNT BALANCE \$

I Refer to instructions for completing these labels.

- A \$** Employer contributions
- ABN of principal employer
- A1** Personal contributions
- B \$** CGT small business retirement exemption
- C \$** CGT small business 15-year exemption amount
- D \$** Personal injury election
- E \$** Spouse and child contributions
- F \$** Other third party contributions
- G \$**

- H \$** Proceeds from primary residence disposal
Day Month Year
- H1** Receipt date / /
- I \$** Assessable foreign superannuation fund amount
- J \$** Non-assessable foreign superannuation fund amount
- K \$** Transfer from reserve: assessable amount
- L \$** Transfer from reserve: non-assessable amount
- M \$** Contributions from non-complying funds and previously non-complying funds
- T \$** Any other contributions (including Super Co-contributions and Low Income Super Amounts)

TOTAL CONTRIBUTIONS N \$

(Sum of labels **A** to **M**)

Other transactions

- S1 \$** Accumulation phase account balance
- S2 \$** Retirement phase account balance - Non CDBIS
- S3 \$** Retirement phase account balance - CDBIS

TRIS Count

CLOSING ACCOUNT BALANCE S \$

(**S1** plus **S2** plus **S3**)

- O \$** Allocated earnings or losses Loss
- P \$** Inward rollovers and transfers
- Q \$** Outward rollovers and transfers
- R1 \$** Lump Sum payments Code
- R2 \$** Income stream payments Code

Accumulation phase value **X1 \$**

Retirement phase value **X2 \$**

Outstanding limited recourse borrowing arrangement amount **Y \$**

MEMBER 8

Title: Mr Mrs Miss Ms Other

Family name

Account status

Code

First given name

Other given names

Member's TFN

See the Privacy note in the Declaration.

Date of birth

Day Month Year

If deceased, date of death

Day Month Year

Contributions

OPENING ACCOUNT BALANCE \$

Refer to instructions for completing these labels.

A \$ Employer contributions

ABN of principal employer

A1

Personal contributions

B \$

CGT small business retirement exemption

C \$

CGT small business 15-year exemption amount

D \$

Personal injury election

E \$

Spouse and child contributions

F \$

Other third party contributions

G \$

Proceeds from primary residence disposal

H \$

Day Month Year

H1 Receipt date

Assessable foreign superannuation fund amount

I \$

Non-assessable foreign superannuation fund amount

J \$

Transfer from reserve: assessable amount

K \$

Transfer from reserve: non-assessable amount

L \$

Contributions from non-complying funds and previously non-complying funds

T \$

Any other contributions (including Super Co-contributions and Low Income Super Amounts)

M \$

TOTAL CONTRIBUTIONS **N \$**
(Sum of labels **A** to **M**)

Other transactions

S1 \$ Accumulation phase account balance

S2 \$ Retirement phase account balance - Non CDBIS

S3 \$ Retirement phase account balance - CDBIS

TRIS Count

CLOSING ACCOUNT BALANCE **S \$**
(**S1 plus S2 plus S3**)

Allocated earnings or losses

O \$

Loss

Inward rollovers and transfers

P \$

Outward rollovers and transfers

Q \$

Lump Sum payments

R1 \$

Code

Income stream payments

R2 \$

Code

Accumulation phase value **X1 \$**

Retirement phase value **X2 \$**

Outstanding limited recourse borrowing arrangement amount **Y \$**

MEMBER 9

Title: Mr Mrs Miss Ms Other

Family name

Account status

First given name

Other given names

Member's TFN

See the Privacy note in the Declaration.

Date of birth

Day Month Year

If deceased, date of death

Day Month Year

/ /

Contributions

OPENING ACCOUNT BALANCE \$

I Refer to instructions for completing these labels.

- A \$** Employer contributions
- ABN of principal employer
- A1** Personal contributions
- B \$** CGT small business retirement exemption
- C \$** CGT small business 15-year exemption amount
- D \$** Personal injury election
- E \$** Spouse and child contributions
- F \$** Other third party contributions
- G \$**

- H \$** Proceeds from primary residence disposal
- Day Month Year
- H1** Receipt date / /
- I \$** Assessable foreign superannuation fund amount
- J \$** Non-assessable foreign superannuation fund amount
- K \$** Transfer from reserve: assessable amount
- L \$** Transfer from reserve: non-assessable amount
- M \$** Contributions from non-complying funds and previously non-complying funds
- T \$** Any other contributions (including Super Co-contributions and Low Income Super Amounts)

TOTAL CONTRIBUTIONS N \$
(Sum of labels **A** to **M**)

Other transactions

- S1 \$** Accumulation phase account balance
- S2 \$** Retirement phase account balance - Non CDBIS
- S3 \$** Retirement phase account balance - CDBIS

- O \$** Allocated earnings or losses
- P \$** Inward rollovers and transfers
- Q \$** Outward rollovers and transfers
- R1 \$** Lump Sum payments
- R2 \$** Income stream payments

CLOSING ACCOUNT BALANCE S \$
(**S1 plus S2 plus S3**)

- Accumulation phase value **X1 \$**
- Retirement phase value **X2 \$**
- Outstanding limited recourse borrowing arrangement amount **Y \$**

MEMBER 10

Title: Mr Mrs Miss Ms Other
 Family name

Account status

First given name Other given names

Member's TFN
 See the Privacy note in the Declaration.

Date of birth
 Day Month Year

If deceased, date of death
 Day Month Year
 / /

Contributions

OPENING ACCOUNT BALANCE \$

! Refer to instructions for completing these labels.

- A \$** Employer contributions
 ABN of principal employer
- A1** Personal contributions
- B \$** CGT small business retirement exemption
- C \$** CGT small business 15-year exemption amount
- D \$** Personal injury election
- E \$** Spouse and child contributions
- F \$** Other third party contributions
- G \$**

- H \$** Proceeds from primary residence disposal
 Day Month Year
- H1** Receipt date / /
- I \$** Assessable foreign superannuation fund amount
- J \$** Non-assessable foreign superannuation fund amount
- K \$** Transfer from reserve: assessable amount
- L \$** Transfer from reserve: non-assessable amount
- M \$** Contributions from non-complying funds and previously non-complying funds
- T \$** Any other contributions (including Super Co-contributions and Low Income Super Amounts)

TOTAL CONTRIBUTIONS N \$
 (Sum of labels **A** to **M**)

Other transactions

S1 \$ Accumulation phase account balance

S2 \$ Retirement phase account balance – Non CDBIS

S3 \$ Retirement phase account balance – CDBIS

- O \$** Allocated earnings or losses
- P \$** Inward rollovers and transfers
- Q \$** Outward rollovers and transfers
- R1 \$** Lump Sum payments
- R2 \$** Income stream payments

CLOSING ACCOUNT BALANCE S \$
 (**S1 plus S2 plus S3**)

- Accumulation phase value **X1 \$**
- Retirement phase value **X2 \$**
- Outstanding limited recourse borrowing arrangement amount **Y \$**

MEMBER 11

Title: Mr Mrs Miss Ms Other

Family name

Account status

First given name

Other given names

Member's TFN

See the Privacy note in the Declaration.

Date of birth

Day Month Year

If deceased, date of death

Day Month Year

/ /

Contributions

OPENING ACCOUNT BALANCE \$

I Refer to instructions for completing these labels.

- A \$** Employer contributions
- ABN of principal employer
- A1** Personal contributions
- B \$** CGT small business retirement exemption
- C \$** CGT small business 15-year exemption amount
- D \$** Personal injury election
- E \$** Spouse and child contributions
- F \$** Other third party contributions
- G \$**

- H \$** Proceeds from primary residence disposal
- Day Month Year
- H1** Receipt date / /
- I \$** Assessable foreign superannuation fund amount
- J \$** Non-assessable foreign superannuation fund amount
- K \$** Transfer from reserve: assessable amount
- L \$** Transfer from reserve: non-assessable amount
- M \$** Contributions from non-complying funds and previously non-complying funds
- T \$** Any other contributions (including Super Co-contributions and Low Income Super Amounts)

TOTAL CONTRIBUTIONS N \$
(Sum of labels **A** to **M**)

Other transactions

- S1 \$** Accumulation phase account balance
- S2 \$** Retirement phase account balance - Non CDBIS
- S3 \$** Retirement phase account balance - CDBIS

- O \$** Allocated earnings or losses
- P \$** Inward rollovers and transfers
- Q \$** Outward rollovers and transfers
- R1 \$** Lump Sum payments
- R2 \$** Income stream payments

CLOSING ACCOUNT BALANCE S \$
(**S1 plus S2 plus S3**)

Accumulation phase value **X1 \$**

Retirement phase value **X2 \$**

Outstanding limited recourse borrowing arrangement amount **Y \$**

MEMBER 12

Title: Mr Mrs Miss Ms Other

Family name

Account status

Code

First given name

Other given names

Member's TFN

See the Privacy note in the Declaration.

Date of birth

Day Month Year

If deceased, date of death

Day Month Year

Contributions

OPENING ACCOUNT BALANCE \$

Refer to instructions for completing these labels.

A \$ Employer contributions

ABN of principal employer

B \$ Personal contributions

CGT small business retirement exemption

C \$ CGT small business 15-year exemption amount

D \$ Personal injury election

E \$ Spouse and child contributions

F \$ Other third party contributions

G \$

Proceeds from primary residence disposal

H \$ Receipt date Day / Month / Year

I \$ Assessable foreign superannuation fund amount

J \$ Non-assessable foreign superannuation fund amount

K \$ Transfer from reserve: assessable amount

L \$ Transfer from reserve: non-assessable amount

M \$ Contributions from non-complying funds and previously non-complying funds

T \$ Any other contributions (including Super Co-contributions and Low Income Super Amounts)

M \$

TOTAL CONTRIBUTIONS **N \$**

(Sum of labels **A** to **M**)

Other transactions

S1 \$ Accumulation phase account balance

S2 \$ Retirement phase account balance - Non CDBIS

S3 \$ Retirement phase account balance - CDBIS

TRIS Count

CLOSING ACCOUNT BALANCE **S \$**

(**S1** plus **S2** plus **S3**)

Allocated earnings or losses

O \$ Loss

Inward rollovers and transfers

P \$

Outward rollovers and transfers

Q \$

Lump Sum payments

R1 \$ Code

Income stream payments

R2 \$ Code

Accumulation phase value **X1 \$**

Retirement phase value **X2 \$**

Outstanding limited recourse borrowing arrangement amount **Y \$**

Section H: Assets and liabilities

15 ASSETS

15a Australian managed investments

Listed trusts **A \$**

Unlisted trusts **B \$**

Insurance policy **C \$**

Other managed investments **D \$**

15b Australian direct investments

Cash and term deposits **E \$**

Limited recourse borrowing arrangements	Debt securities F \$
Australian residential real property	Loans G \$
J1 \$	Listed shares H \$
Australian non-residential real property	Unlisted shares I \$
J2 \$	Limited recourse borrowing arrangements J \$
Overseas real property	Non-residential real property K \$
J3 \$	Residential real property L \$
Australian shares	Collectables and personal use assets M \$
J4 \$	Other assets O \$
Overseas shares	
J5 \$	
Other	
J6 \$	
Property count	
J7	

15c Other investments

Crypto-Currency **N \$**

15d Overseas direct investments

Overseas shares **P \$**

Overseas non-residential real property **Q \$**

Overseas residential real property **R \$**

Overseas managed investments **S \$**

Other overseas assets **T \$**

TOTAL AUSTRALIAN AND OVERSEAS ASSETS U \$ (Sum of labels A to T)

15e In-house assets

Did the fund have a loan to, lease to or investment in, related parties (known as in-house assets) at the end of the income year?

A No Yes **B** \$

15f Limited recourse borrowing arrangements

If the fund had an LRBA were the LRBA borrowings from a licensed financial institution? **A** No Yes

Did the members or related parties of the fund use personal guarantees or other security for the LRBA? **B** No Yes

16 LIABILITIES

Borrowings for limited recourse borrowing arrangements V1 \$	
Permissible temporary borrowings V2 \$	
Other borrowings V3 \$	
	Borrowings V \$
Total member closing account balances (total of all CLOSING ACCOUNT BALANCES from Sections F and G)	W \$
	Reserve accounts X \$
	Other liabilities Y \$
	TOTAL LIABILITIES Z \$

Section I: Taxation of financial arrangements

17 Taxation of financial arrangements (TOFA)

Total TOFA gains **H** \$

Total TOFA losses **I** \$

Section J: Other information

Family trust election status

If the trust or fund has made, or is making, a family trust election, write the four-digit **income year specified** of the election (for example, for the 2021–22 income year, write **2022**). **A**

If revoking or varying a family trust election, print **R** for revoke or print **V** for variation, and complete and attach the *Family trust election, revocation or variation 2022*. **B**

Interposed entity election status

If the trust or fund has an existing election, write the earliest income year specified. If the trust or fund is making one or more elections this year, write the earliest income year being specified and complete an *Interposed entity election or revocation 2022* for each election. **C**

If revoking an interposed entity election, print **R**, and complete and attach the *Interposed entity election or revocation 2022*. **D**

Section K: **Declarations**

 Penalties may be imposed for false or misleading information in addition to penalties relating to any tax shortfalls.

Important

Before making this declaration check to ensure that all income has been disclosed and the annual return, all attached schedules and any additional documents are true and correct in every detail. If you leave labels blank, you will have specified a zero amount or the label was not applicable to you. If you are in doubt about any aspect of the annual return, place all the facts before the ATO.

Privacy

The ATO is authorised by the *Taxation Administration Act 1953* to request the provision of tax file numbers (TFNs). We will use the TFN to identify the entity in our records. It is not an offence not to provide the TFN. However if you do not provide the TFN, the processing of this form may be delayed.

Taxation law authorises the ATO to collect information and disclose it to other government agencies. For information about your privacy go to ato.gov.au/privacy

TRUSTEE'S OR DIRECTOR'S DECLARATION:

I declare that, the current trustees and directors have authorised this annual return and it is documented as such in the SMSF's records. I have received a copy of the audit report and are aware of any matters raised therein. The information on this annual return, including any attached schedules and additional documentation is true and correct.

Authorised trustee's, director's or public officer's signature

Date Day / Month / Year

Preferred trustee or director contact details:

Title: Mr Mrs Miss Ms Other

Family name

First given name

Other given names

Phone number

Email address

Non-individual trustee name (if applicable)

ABN of non-individual trustee

Time taken to prepare and complete this annual return **Hrs**

 The Commissioner of Taxation, as Registrar of the Australian Business Register, may use the ABN and business details which you provide on this annual return to maintain the integrity of the register. For further information, refer to the instructions.

TAX AGENT'S DECLARATION:

I declare that the *Self-managed superannuation fund annual return 2022* has been prepared in accordance with information provided by the trustees, that the trustees have given me a declaration stating that the information provided to me is true and correct, and that the trustees have authorised me to lodge this annual return.

Tax agent's signature

Date Day / Month / Year

Tax agent's contact details

Title: Mr Mrs Miss Ms Other

Family name

First given name

Other given names

Tax agent's practice

Tax agent's phone number

Reference number

Tax agent number

L & E Noicos Superannuation Fund
Statement of Taxable Income

For the year ended 30 June 2022



	2022
	\$
Benefits accrued as a result of operations	(201,751.00)
Less	
Exempt current pension income	31,824.00
Realised Accounting Capital Gains	(114,007.00)
Non Taxable Contributions	1,384.00
	<u>(80,799.00)</u>
Add	
Decrease in MV of investments	134,198.00
SMSF non deductible expenses	1,378.00
Pension Payments	37,480.00
Franking Credits	289.00
	<u>173,345.00</u>
SMSF Annual Return Rounding	(1.00)
Taxable Income or Loss	<u>52,392.00</u>
Income Tax on Taxable Income or Loss	7,858.80
Less	
Franking Credits	288.78
CURRENT TAX OR REFUND	<u>7,570.02</u>
Supervisory Levy	259.00
Income Tax Instalments Paid	(5,501.00)
AMOUNT DUE OR REFUNDABLE	<u>2,328.02</u>

L & E Noicos Superannuation Fund
Investment Summary with Market Movement



As at 30 June 2022

Investment	Units	Market Price	Market Value	Average Cost	Accounting Cost	Unrealised		Realised Movement
						Overall	Current Year	
Cash/Bank Accounts								
CoinSpot Cash Account		201,525.330000	201,525.33	201,525.33	201,525.33			
Nabtrade Cash Account NT2045267-005		117,710.300000	117,710.30	117,710.30	117,710.30			
Nabtrade Cash Clearing Account #3365		60,148.590000	60,148.59	60,148.59	60,148.59			
			379,384.22		379,384.22			
Cryptocurrency								
ADA.COIN Cardano	0.00	0.634669	0.00	0.00	0.00	0.00	0.00	(7,875.71)
CRO.COIN Cronos	0.00	0.000000	0.00	0.00	0.00	0.00	0.00	362.43
EGLD.COIN Elrond	0.00	68.755500	0.00	0.00	0.00	0.00	0.00	(4,727.58)
ETH.COIN Ethereum	5.00	1,463.517121	7,317.65	4,303.33	21,516.83	(14,199.18)	(14,599.47)	(27,006.48)
FTT.COIN FTX Token	0.00	33.894900	0.00	0.00	0.00	0.00	0.00	(3,317.91)
KDA.COIN Kadena	3,019.78	2.195311	6,629.36	4.29	12,962.31	(6,332.95)	(6,332.95)	(33,588.18)
KSM.COIN Kusama	0.00	66.238400	0.00	0.00	0.00	0.00	0.00	(3,663.57)
MTV.COIN MTV.COIN	0.00	0.000000	0.00	0.00	0.01	(0.01)	(0.01)	(6,867.41)
DOT.COIN Polkadot	0.00	9.739400	0.00	0.00	0.00	0.00	0.00	(4,623.61)
RAY.COIN RAY.COIN	890.61	0.901237	802.65	17.09	15,220.10	(14,417.45)	(14,417.45)	0.00
SBR.COIN SBR.COIN	17,150.62	0.004844	83.08	1.03	17,609.28	(17,526.20)	(17,526.20)	(1,901.65)
SOL.COIN Solana	0.17	45.041431	7.86	143.72	25.08	(17.22)	(1,060.08)	(49,264.54)
USDT.COIN Tether	46.25	1.452404	67.17	1.28	59.28	7.89	7.89	(553.20)
USDC.COIN USD Coin	0.16	1.437500	0.23	1.38	0.22	0.01	0.01	(1,729.78)
XRD.COIN XRD.COIN	39,788.66	0.089950	3,578.99	0.32	12,797.89	(9,218.90)	(9,218.90)	0.00
			18,486.99		80,191.00	(61,704.01)	(63,147.16)	(144,757.18)
Shares in Listed Companies (Australian)								
AKE.AX Allkem Limited	541.00	10.310000	5,577.71	9.23	4,992.15	585.56	585.56	0.00
3DA.AX Amaero International Ltd	0.00	0.165000	0.00	0.00	0.00	0.00	453.45	(1,851.95)
ARG.AX Argo Investments Limited	0.00	8.800000	0.00	0.00	0.00	0.00	(3,608.26)	4,495.00
AFI.AX Australian Foundation Investment Company Limited	0.00	7.510000	0.00	0.00	0.01	(0.01)	(4,819.55)	6,578.96
CSL.AX CSL Limited	15.00	269.060000	4,035.90	315.82	4,737.25	(701.35)	(701.35)	0.00
DXB.AX Dimerix Limited	0.00	0.120000	0.00	0.00	0.00	0.00	0.00	(587.10)
FANG.AX Etf Fang+ Etf	0.00	11.850000	0.00	0.00	0.00	0.00	(504.21)	450.66
EMN.AX Euro Manganese Inc	0.00	0.250000	0.00	0.00	0.00	0.00	1,538.17	(4,666.49)

L & E Noicos Superannuation Fund
Investment Summary with Market Movement



As at 30 June 2022

Investment	Units	Market Price	Market Value	Average Cost	Accounting Cost	Unrealised		Realised Movement	
						Overall	Current Year		
GGE.AX	Grand Gulf Energy Limited	0.00	0.023000	0.00	0.00	0.00	0.00	(1,378.16)	
KNI.AX	Kuniko Limited	0.00	0.620000	0.00	0.00	0.00	0.00	(3,574.35)	
LIT.AX	Lithium Australia NI	0.00	0.051000	0.00	0.00	0.00	1,079.95	(611.28)	
ONE.AX	Oneview Healthcare Plc	0.00	0.115000	0.00	0.00	0.00	0.00	(491.85)	
PDN.AX	Paladin Energy Ltd	0.00	0.580000	0.00	0.00	0.00	0.00	(1,268.36)	
PLS.AX	Pilbara Minerals Limited	3,308.00	2.290000	7,575.32	1.38	4,549.44	3,025.88	2,608.25	0.00
PTX.AX	Prescient Therapeutics Limited	0.00	0.155000	0.00	0.00	0.00	0.00	0.00	(451.09)
PRL.AX	Province Resources Ltd	0.00	0.052000	0.00	0.00	0.00	0.00	272.02	(2,957.70)
SWF.AX	Selfwealth Limited	0.00	0.185000	0.00	0.00	0.00	0.00	1,886.64	(2,466.07)
VUL.AX	Vulcan Energy Resources Limited	0.00	5.420000	0.00	0.00	0.00	0.00	571.14	(1,890.16)
WLE.AX	Wam Leaders Limited	0.00	1.460000	0.00	0.00	0.00	0.00	(5,964.14)	4,693.40
WHK.AX	Whitehawk Limited	0.00	0.067000	0.00	0.00	0.00	0.00	1,825.85	(1,482.60)
			17,188.93		14,278.85	2,910.08	(4,776.48)	(7,459.14)	
Shares in Listed Companies (Overseas)									
DDD.NYE	3D Systems Corp.	0.00	14.080400	0.00	0.00	0.00	0.00	0.00	(2,025.31)
ARKK.ARCX	ARK ETF Shs Innovation	0.00	57.889400	0.00	0.00	0.00	0.00	(2,484.09)	2,078.01
ARKW.ARCX	ARK ETF Shs Web x.0	0.00	71.113400	0.00	0.00	0.00	0.00	(979.05)	926.22
ABNB.NDQ	Airbnb Inc - Ordinary Shares - Class A	0.00	129.307600	0.00	0.00	0.00	0.00	(286.05)	515.12
IBUY.NDQ	Amplify ETF Trust - Amplify Online Retail ETF	0.00	173.090303	0.00	0.00	0.00	0.00	(1,234.86)	654.81
SQ.NYE	Block Inc - Ordinary Shares - Class A	0.00	89.214700	0.00	0.00	0.00	0.00	(894.94)	882.71
CLOV.NDQ	Clover Health Investments Corp - Ordinary Shares - Class A	0.00	3.106400	0.00	0.00	0.00	0.00	1,528.13	(905.51)
COIN.NDQ	Coinbase Global Inc - Ordinary Shares - Class A	0.00	68.253700	0.00	0.00	0.00	0.00	2,435.00	(2,078.47)
QQQM.NDQ	Invesco Exchange-Traded Fund Trust II - Invesco NASDAQ 100 ETF	0.00	167.223100	0.00	0.00	0.01	(0.01)	(238.94)	349.98
QQQJ.NDQ	Invesco Exchange-Traded Fund Trust II - Invesco NASDAQ Next Gen 100 ETF	0.00	33.793000	0.00	0.00	0.00	0.00	(357.70)	405.86
MARA.NDQ	Marathon Digital Holdings Inc	0.00	7.751500	0.00	0.00	(0.02)	0.02	(20,182.21)	13,850.94
MTLS.NDQ	Materialise Nv - ADR	0.00	19.770600	0.00	0.00	0.00	0.00	0.00	98.53
MAXR.NYE	Maxar Technologies Inc	0.00	37.872000	0.00	0.00	0.00	0.00	(1,251.63)	49.57
OPEN.NDQ	Opendoor Technologies Inc	0.00	6.837000	0.00	0.00	0.00	0.00	(1,826.69)	2,307.76

L & E Noicos Superannuation Fund
Investment Summary with Market Movement



As at 30 June 2022

Investment	Units	Market Price	Market Value	Average Cost	Accounting Cost	Unrealised		Realised Movement
						Overall	Current Year	
OSTK.NDQ Overstock.Com Inc	0.00	36.304300	0.00	0.00	0.00	0.00	346.12	(948.96)
PLTR.NYE Palantir Technologies Inc - Ordinary Shares - Class A	0.00	13.165900	0.00	0.00	0.00	0.00	(132.27)	32.37
PSTH.NYE Pershing Square Tontine Holdings Ltd - Ordinary Shares - Class A	0.00	28.988200	0.00	0.00	0.00	0.00	527.22	(989.98)
PLUG.NDQ Plug Power Inc	0.00	24.052800	0.00	0.00	0.00	0.00	0.00	(2,443.44)
RIOT.NDQ Riot Blockchain Inc	0.00	6.082200	0.00	0.00	0.01	(0.01)	(19,512.26)	11,755.69
SOFI.NDQ SoFi Technologies Inc	0.00	7.649900	0.00	0.00	0.00	0.00	(2,953.03)	1,580.53
IPOD.NYE Social Capital Hedosophia Holdings Corp IV - Ordinary Shares - Class A	0.00	14.414300	0.00	0.00	0.00	0.00	1,138.45	(1,211.68)
IPOF.NYE Social Capital Hedosophia Holdings Corp VI - Ordinary Shares - Class A	0.00	14.414300	0.00	0.00	0.00	0.00	776.08	(768.39)
SSYS.NDQ Stratasys Ltd	0.00	27.202800	0.00	0.00	0.00	0.00	0.00	(1,543.19)
TSLA.NDQ Tesla Inc	12.00	977.529400	11,730.35	917.51	11,010.15	720.20	(9,417.80)	11,085.68
SPCE.NYE Virgin Galactic Holdings Inc - Ordinary Shares - Class A	0.00	8.738600	0.00	0.00	0.00	0.00	(6,972.28)	(39.88)
WCLD.NDQ WisdomTree Trust - WisdomTree Cloud Computing Fund	0.00	40.688100	0.00	0.00	0.00	0.00	(2,000.13)	2,842.38
			11,730.35		11,010.15	720.20	(63,972.93)	36,461.34
Units in Listed Unit Trusts (Australian)								
VAE.AX Vanguard Ftse Asia Ex Japan Shares Index Etf	0.00	68.210000	0.00	0.00	0.00	0.00	(1,133.06)	783.44
VGE.AX Vanguard Ftse Emerging Markets Shares Etf	0.00	66.990000	0.00	0.00	0.00	0.00	(1,168.85)	964.46
			0.00		0.00	0.00	(2,301.91)	1,747.90
			426,790.49		484,864.22	(58,073.73)	(134,198.48)	(114,007.08)

L & E Noicos Superannuation Fund Investment Performance



As at 30 June 2022

Investment	Opening Value	Purchases / Additions	Sales / Reductions	Closing Value	Realised Market Gain	Unrealised Market Gain	Net Income	Income and Market Gain	Return %
Bank Accounts									
CoinSpot Cash Account	0.00	0.00	0.00	201,525.33	0.00	0.00	0.00	0.00	0.00 %
Nabtrade Cash Account NT2045267-005	360,600.96	0.00	0.00	117,710.30	0.00	0.00	444.45	444.45	0.12 %
Nabtrade Cash Clearing Account #3365	10,866.96	0.00	0.00	60,148.59	0.00	0.00	33.07	33.07	0.30 %
	371,467.92	0.00	0.00	379,384.22	0.00	0.00	477.52	477.52	0.13 %
Cryptocurrency									
ADA.COIN Cardano	0.00	15,000.00	15,000.00	0.00	(7,875.71)	0.00	0.00	(7,875.71)	0.00 %
CRO.COIN Cronos	0.00	11,399.47	11,399.47	0.00	362.43	0.00	0.00	362.43	0.00 %
EGLD.COIN Elrond	0.00	10,000.00	10,000.00	0.00	(4,727.58)	0.00	0.00	(4,727.58)	0.00 %
ETH.COIN Ethereum	0.00	243,717.58	222,200.75	7,317.65	(27,006.48)	(14,199.18)	0.00	(41,205.66)	(191.50) %
FTT.COIN FTX Token	0.00	20,000.00	20,000.00	0.00	(3,317.91)	0.00	0.00	(3,317.91)	0.00 %
KDA.COIN Kadena	0.00	77,903.60	64,941.29	6,629.36	(33,588.18)	(6,332.95)	0.00	(39,921.13)	(307.98) %
KSM.COIN Kusama	0.00	10,000.00	10,000.00	0.00	(3,663.57)	0.00	0.00	(3,663.57)	0.00 %
MTV.COIN MTV.COIN	0.00	9,737.51	9,737.50	0.00	(6,867.41)	(0.01)	0.00	(6,867.42)	(68,674,190.15) %
DOT.COIN Polkadot	0.00	10,054.31	10,054.31	0.00	(4,623.61)	0.00	0.00	(4,623.61)	0.00 %
RAY.COIN RAY.COIN	0.00	15,220.10	0.00	802.65	0.00	(14,417.45)	387.55	(14,029.90)	(92.18) %
SBR.COIN SBR.COIN	0.00	25,279.57	7,670.29	83.08	(1,901.65)	(17,526.20)	0.00	(19,427.85)	(110.33) %
SOL.COIN Solana	0.00	378,686.35	378,661.27	7.86	(49,264.54)	(17.22)	0.00	(49,281.76)	(196,498.24) %
USDT.COIN Tether	0.00	32,870.09	32,810.81	67.17	(553.20)	7.89	0.00	(545.31)	(919.88) %
USDC.COIN USD Coin	0.00	80,260.00	80,259.78	0.23	(1,729.78)	0.01	0.00	(1,729.77)	(786,257.30) %
XRD.COIN XRD.COIN	0.00	12,797.89	0.00	3,578.99	0.00	(9,218.90)	0.00	(9,218.90)	(72.03) %
	0.00	952,926.47	872,735.47	18,486.99	(144,757.18)	(61,704.01)	387.55	(206,073.64)	(256.98) %
Shares in Listed Companies (Australian)									
AKE.AX Allkem Limited	0.00	4,992.15	0.00	5,577.71	0.00	585.56	0.00	585.56	11.73 %
3DA.AX Amaero International Ltd	4,545.95	0.00	4,999.40	0.00	(1,851.95)	453.45	0.00	(1,398.50)	308.41 %
ARG.AX Argo Investments Limited	20,369.33	0.00	16,761.07	0.00	4,495.00	(3,608.26)	456.20	1,342.94	37.22 %

L & E Noicos Superannuation Fund Investment Performance



As at 30 June 2022

Investment	Opening Value	Purchases / Additions	Sales / Reductions	Closing Value	Realised Market Gain	Unrealised Market Gain	Net Income	Income and Market Gain	Return %
AFI.AX Australian Foundation Investment Company Limited	19,800.24	0.00	14,980.69	0.00	6,578.96	(4,819.55)	506.40	2,265.81	47.01 %
CSL.AX CSL Limited	0.00	4,737.25	0.00	4,035.90	0.00	(701.35)	21.34	(680.01)	(14.35) %
DXB.AX Dimerix Limited	0.00	2,999.95	2,999.95	0.00	(587.10)	0.00	0.00	(587.10)	0.00 %
FANG.AX Etf Fang+ Etf	5,722.08	0.00	5,217.87	0.00	450.66	(504.21)	729.87	676.32	134.13 %
EMN.AX Euro Manganese Inc	2,446.25	2,499.89	6,484.31	0.00	(4,666.49)	1,538.17	0.00	(3,128.32)	203.38 %
GGE.AX Grand Gulf Energy Limited	0.00	2,473.54	2,473.54	0.00	(1,378.16)	0.00	0.00	(1,378.16)	0.00 %
KNI.AX Kuniko Limited	0.00	5,011.09	5,011.09	0.00	(3,574.35)	0.00	0.00	(3,574.35)	0.00 %
LIT.AX Lithium Australia NI	1,420.00	1,744.03	4,243.98	0.00	(611.28)	1,079.95	0.00	468.67	(43.40) %
ONE.AX Oneview Healthcare Plc	0.00	2,999.89	2,999.89	0.00	(491.85)	0.00	0.00	(491.85)	0.00 %
ORE.AX Orocobre Limited	0.00	4,992.15	4,992.15	0.00	0.00	0.00	0.00	0.00	0.00 %
PDN.AX Paladin Energy Ltd	0.00	4,998.63	4,998.63	0.00	(1,268.36)	0.00	0.00	(1,268.36)	0.00 %
PLS.AX Pilbara Minerals Limited	2,917.40	2,049.67	0.00	7,575.32	0.00	2,608.25	0.00	2,608.25	52.51 %
PTX.AX Prescient Therapeutics Limited	0.00	4,999.82	4,999.82	0.00	(451.09)	0.00	0.00	(451.09)	0.00 %
PRL.AX Province Resources Ltd	2,227.94	1,999.88	4,499.84	0.00	(2,957.70)	272.02	0.00	(2,685.68)	987.31 %
SWF.AX Selfwealth Limited	3,104.64	0.00	4,991.28	0.00	(2,466.07)	1,886.64	0.00	(579.43)	30.71 %
VUL.AX Vulcan Energy Resources Limited	4,419.80	1,495.24	6,486.18	0.00	(1,890.16)	571.14	0.00	(1,319.02)	230.95 %
WLE.AX Wam Leaders Limited	18,022.65	0.00	12,058.51	0.00	4,693.40	(5,964.14)	0.00	(1,270.74)	(21.31) %
WHK.AX Whitehawk Limited	1,154.20	0.00	2,980.05	0.00	(1,482.60)	1,825.85	0.00	343.25	(18.80) %
	86,150.48	47,993.18	112,178.25	17,188.93	(7,459.14)	(4,776.48)	1,713.81	(10,521.81)	(47.90) %
Shares in Listed Companies (Overseas)									
DDD.NYE 3D Systems Corp.	0.00	4,832.06	4,832.06	0.00	(2,025.31)	0.00	0.00	(2,025.31)	0.00 %
ABNB.NDQ Airbnb Inc - Ordinary Shares - Class A	2,198.06	0.00	1,912.01	0.00	515.12	(286.05)	0.00	229.07	80.08 %
IBUY.NDQ Amplify ETF Trust - Amplify Online Retail ETF	5,711.98	0.00	4,477.12	0.00	654.81	(1,234.86)	0.00	(580.05)	(46.97) %
ARKK.ARCX ARK ETF Shs Innovation	5,727.81	0.00	3,243.72	0.00	2,078.01	(2,484.09)	0.00	(406.08)	(16.35) %
ARKW. ARK ETF Shs Web x.0	5,376.99	0.00	4,397.94	0.00	926.22	(979.05)	0.00	(52.83)	(5.40) %

L & E Noicos Superannuation Fund Investment Performance



As at 30 June 2022

Investment	Opening Value	Purchases / Additions	Sales / Reductions	Closing Value	Realised Market Gain	Unrealised Market Gain	Net Income	Income and Market Gain	Return %
SQ.NYE Block Inc - Ordinary Shares - Class A	3,286.42	4,814.62	7,206.10	0.00	882.71	(894.94)	0.00	(12.23)	(1.37) %
CLOV.NDQ Clover Health Investments Corp - Ordinary Shares - Class A	3,386.37	0.00	4,914.50	0.00	(905.51)	1,528.13	0.00	622.62	(40.74) %
COIN.NDQ Coinbase Global Inc - Ordinary Shares - Class A	6,904.01	0.00	9,339.01	0.00	(2,078.47)	2,435.00	0.00	356.53	(14.64) %
QQQM.NDQ Invesco Exchange-Traded Fund Trust II - Invesco NASDAQ 100 ETF	1,937.47	0.00	1,698.53	0.00	349.98	(238.94)	4.00	115.04	48.14 %
QQQJ.NDQ Invesco Exchange-Traded Fund Trust II - Invesco NASDAQ Next Gen 100 ETF	2,811.16	0.00	2,453.46	0.00	405.86	(357.70)	1.83	49.99	13.98 %
MARA.NDQ Marathon Digital Holdings Inc	22,350.96	9,835.84	12,004.59	0.00	13,850.94	(20,182.21)	0.00	(6,331.27)	(31.37) %
MTLS.NDQ Materialise Nv - ADR	0.00	4,862.33	4,862.33	0.00	98.53	0.00	0.00	98.53	0.00 %
MAXR.NYE Maxar Technologies Inc	4,842.37	0.00	3,590.74	0.00	49.57	(1,251.63)	1.00	(1,201.06)	(95.96) %
OPEN.NDQ Opendoor Technologies Inc	6,712.14	0.00	4,885.45	0.00	2,307.76	(1,826.69)	0.00	481.07	26.34 %
OSTK.NDQ Overstock.Com Inc	2,189.91	0.00	2,536.03	0.00	(948.96)	346.12	0.00	(602.84)	174.17 %
PLTR.NYE Palantir Technologies Inc - Ordinary Shares - Class A	1,824.46	0.00	1,692.19	0.00	32.37	(132.27)	0.00	(99.90)	(75.53) %
PSTH.NYE Pershing Square Tontine Holdings Ltd - Ordinary Shares - Class A	4,349.85	0.00	4,877.07	0.00	(989.98)	527.22	0.00	(462.76)	87.77 %
PLUG.NDQ Plug Power Inc	0.00	4,916.21	4,916.21	0.00	(2,443.44)	0.00	0.00	(2,443.44)	0.00 %
RIOT.NDQ Riot Blockchain Inc	22,903.01	4,893.17	8,283.92	0.00	11,755.69	(19,512.26)	0.00	(7,756.57)	(39.75) %
IPOD.NYE Social Capital Hedosophia Holdings Corp IV - Ordinary Shares - Class A	3,761.95	0.00	4,900.40	0.00	(1,211.68)	1,138.45	0.00	(73.23)	6.43 %
IPOF.NYE Social Capital Hedosophia Holdings Corp VI - Ordinary Shares - Class A	4,114.78	0.00	4,890.86	0.00	(768.39)	776.08	0.00	7.69	(0.99) %
SOFI.NDQ SoFi Technologies Inc	7,879.98	0.00	4,926.95	0.00	1,580.53	(2,953.03)	0.00	(1,372.50)	(46.48) %
SSYS.NDQ Stratasys Ltd	0.00	4,784.38	4,784.38	0.00	(1,543.19)	0.00	0.00	(1,543.19)	0.00 %
TSLA.NDQ Tesla Inc	18,357.06	9,809.57	7,018.48	11,730.35	11,085.68	(9,417.80)	0.00	1,667.88	7.89 %

L & E Noicos Superannuation Fund Investment Performance



As at 30 June 2022

Investment	Opening Value	Purchases / Additions	Sales / Reductions	Closing Value	Realised Market Gain	Unrealised Market Gain	Net Income	Income and Market Gain	Return %
SPCE.NYE Virgin Galactic Holdings Inc - Ordinary Shares - Class A	10,597.31	0.00	3,625.03	0.00	(39.88)	(6,972.28)	0.00	(7,012.16)	(100.57) %
WCLD.NDQ WisdomTree Trust - WisdomTree Cloud Computing Fund	11,772.28	0.00	9,772.15	0.00	2,842.38	(2,000.13)	0.00	842.25	42.11 %
	158,996.33	48,748.18	132,041.23	11,730.35	36,461.34	(63,972.93)	6.83	(27,504.76)	(36.33) %
Units in Listed Unit Trusts (Australian)									
VAE.AX Vanguard Ftse Asia Ex Japan Shares Index Etf	9,296.25	0.00	8,163.19	0.00	783.44	(1,133.06)	0.00	(349.62)	(30.86) %
VGE.AX Vanguard Ftse Emerging Markets Shares Etf	9,350.76	0.00	8,181.91	0.00	964.46	(1,168.85)	0.00	(204.39)	(17.49) %
	18,647.01	0.00	16,345.10	0.00	1,747.90	(2,301.91)	0.00	(554.01)	(24.07) %
	635,261.74	1,049,667.83	1,133,300.0	426,790.49	(114,007.08)	(132,755.33)	2,585.71	(244,176.70)	(44.26) %

L & E Noicos Superannuation Fund
Investment Income Report

As at 30 June 2022



Investment	Total Income	Franked	Unfranked	Interest/ Other	Franking Credits	Foreign Income	Foreign Credits * 1	Assessable Income (Excl. Capital Gains) * 2	TFN Credits	Other Deductions	Distributed Capital Gains	Non-Assessable Payments
Bank Accounts												
Nabtrade Cash Account NT2045267-005	444.45			444.45				444.45				
Nabtrade Cash Clearing Account #3365	33.07			33.07				33.07				
	477.52	0.00	0.00	477.52	0.00	0.00	0.00	477.52	0.00	0.00	0.00	0.00
Cryptocurrency												
RAY.COIN RAY.COIN	387.55							387.55				
	387.55	0.00	0.00	0.00	0.00	0.00	0.00	387.55	0.00	0.00	0.00	0.00
Shares in Listed Companies (Australian)												
ARG.AX Argo Investments Limited	319.34	319.34			136.86			456.20				
AFL.AX Australian Foundation Investment Company Limited	354.48	354.48			151.92			506.40				
CSL.AX CSL Limited	21.34		21.34					21.34				
FANG.AX Etf Fang+ Etf	729.87		729.87					729.87				
	1,425.03	673.82	751.21	0.00	288.78	0.00	0.00	1,713.81	0.00	0.00	0.00	0.00
Shares in Listed Companies (Overseas)												
QQQM.NDQ Invesco Exchange-Traded Fund Trust II - Invesco NASDAQ 100 ETF	4.00					4.00		4.00				
QQQJ.NDQ Invesco Exchange-Traded Fund Trust II - Invesco NASDAQ Next Gen 100 ETF	1.83					1.83		1.83				
MAXR.NYE Maxar Technologies Inc	1.00					1.00		1.00				
	6.83	0.00	0.00	0.00	0.00	6.83	0.00	6.83	0.00	0.00	0.00	0.00
Sundry Income												
Refund - Adviser Fees	26,592.65							26,592.65				
Refund - Contribution Fees	2,748.76							2,748.76				
	29,341.41	0.00	0.00	0.00	0.00	0.00	0.00	29,341.41	0.00	0.00	0.00	0.00
	31,638.34	673.82	751.21	477.52	288.78	6.83	0.00	31,927.12	0.00	0.00	0.00	0.00

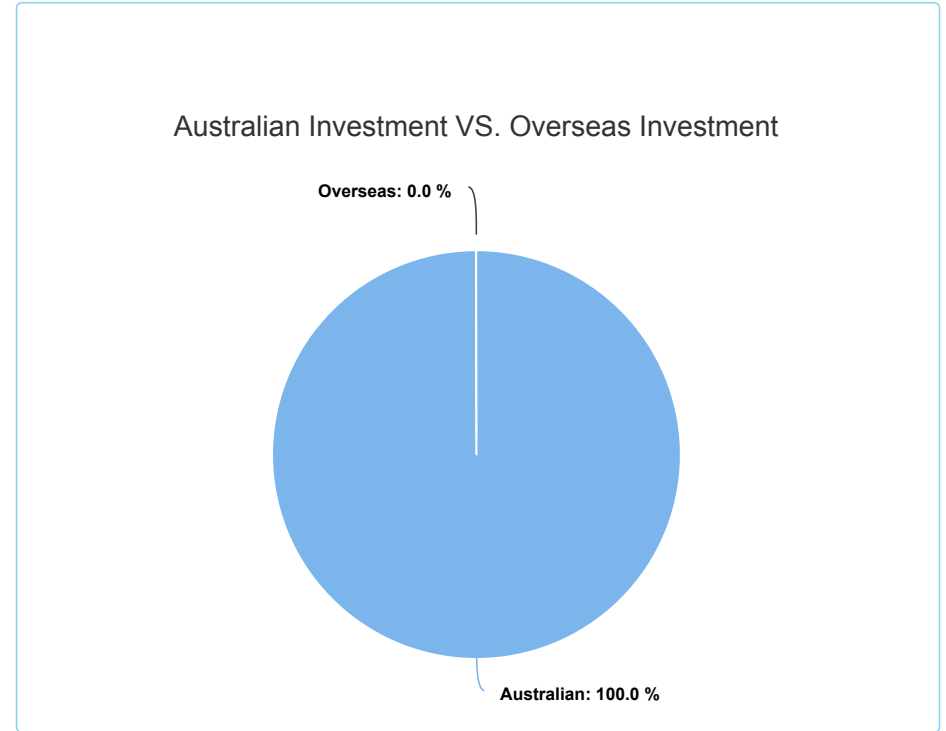
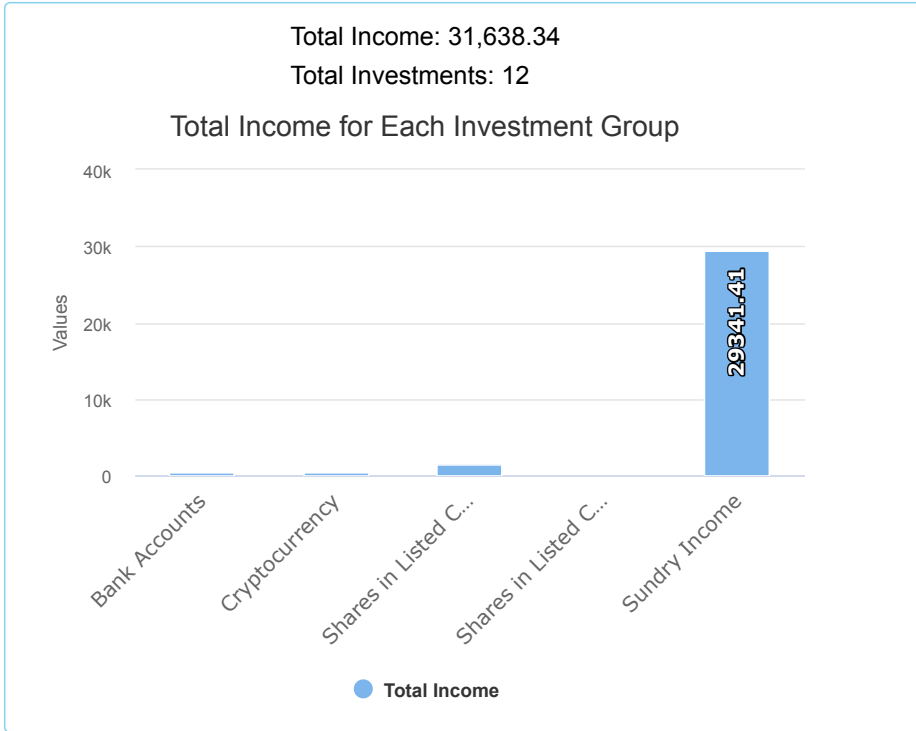
Assessable Income (Excl. Capital Gains) **31,927.12**

Net Capital Gain	0.00
Total Assessable Income	31,927.12

*1 Includes foreign credits from foreign capital gains.

*2 Assessable Income in the SMSF Annual Return will be different as capital gains and losses from disposals of assets have not been included.

For a breakdown of Distributed Capital Gains and Non-Assessable Payments refer to Distributions Reconciliation Report. Includes foreign credits from foreign capital gains.



L & E Noicos Superannuation Fund
Investment Total Return Report



As at 30 June 2022

Investment	Units	Market Price	Market Value	Accounting Cost	Unrealised Gain/(Loss)	Gain/(Loss)%	YTD Income * (Gross)	Income Since * Held (Gross)
Cash/Bank Accounts								
CoinSpot Cash Account		201,525.330000	201,525.33	201,525.33				
Nabtrade Cash Account NT2045267-005		117,710.300000	117,710.30	117,710.30			444.45	11,216.26
Nabtrade Cash Clearing Account #3365		60,148.590000	60,148.59	60,148.59			33.07	742.87
			379,384.22	379,384.22			477.52	11,959.13
Cryptocurrency								
ADA.COIN Cardano	0.00	0.634669	0.00	0.00	0.00	0.00 %		
EGLD.COIN Elrond	0.00	68.755500	0.00	0.00	0.00	0.00 %		
ETH.COIN Ethereum	5.00	1,463.517121	7,317.65	21,516.83	(14,199.18)	(65.99) %		
FTT.COIN FTX Token	0.00	33.894900	0.00	0.00	0.00	0.00 %		
KDA.COIN Kadena	3,019.78	2.195311	6,629.36	12,962.31	(6,332.95)	(48.86) %		
KSM.COIN Kusama	0.00	66.238400	0.00	0.00	0.00	0.00 %		
RAY.COIN RAY.COIN	890.61	0.901237	802.65	15,220.10	(14,417.45)	(94.73) %		
SBR.COIN SBR.COIN	17,150.62	0.004844	83.08	17,609.28	(17,526.20)	(99.53) %		
SOL.COIN Solana	0.17	45.041431	7.86	25.08	(17.22)	(68.66) %		
USDT.COIN Tether	46.25	1.452404	67.17	59.28	7.89	13.31 %		
USDC.COIN USD Coin	0.16	1.437500	0.23	0.22	0.01	4.55 %		
XRD.COIN XRD.COIN	39,788.66	0.089950	3,578.99	12,797.89	(9,218.90)	(72.03) %		
			18,486.99	80,190.99	(61,704.00)	(76.95) %		
Shares in Listed Companies (Australian)								
AKE.AX Allkem Limited	541.00	10.310000	5,577.71	4,992.15	585.56	11.73 %		
CSL.AX CSL Limited	15.00	269.060000	4,035.90	4,737.25	(701.35)	(14.81) %	21.34	21.34
PLS.AX Pilbara Minerals Limited	3,308.00	2.290000	7,575.32	4,549.44	3,025.88	66.51 %		
			17,188.93	14,278.84	2,910.09	20.38 %	21.34	21.34
Shares in Listed Companies (Overseas)								
TSLA.NDQ Tesla Inc	12.00	977.529400	11,730.35	11,010.15	720.20	6.54 %		
			11,730.35	11,010.15	720.20	6.54 %		

426,790.49

484,864.20

(58,073.71)

(11.98) %

498.86

11,980.47

* Gross income includes the cash component and credits

L & E Noicos Superannuation Fund

Realised Capital Gains Report



For The Period 01 July 2021 - 30 June 2022

Investment		Accounting Treatment				Tax Treatment						
Purchase Contract Date	Disposal Contract Date	Units	Cost	Proceeds	Accounting Profit/(Loss)	Adjusted Cost Base	Reduced Cost Base	Indexed Cost Base	Indexed Gains	Discounted Gains (Gross)	Other Gains	Capital Loss
Cryptocurrency												
ADA.COIN1 - Cardano												
09/09/2021	21/01/2022	4,126.92	15,000.00	7,124.29	(7,875.71)	15,000.00	15,000.00	0.00	0.00	0.00	0.00	(7,875.71)
		4,126.92	15,000.00	7,124.29	(7,875.71)	15,000.00	15,000.00	0.00	0.00	0.00	0.00	(7,875.71)
CRO.COIN - Cronos												
09/03/2022	10/03/2022	10,000.00	5,885.83	5,484.67	(401.16)	5,885.83	5,885.83	0.00	0.00	0.00	0.00	(401.16)
08/03/2022	05/04/2022	10,000.00	5,513.64	6,277.23	763.59	5,513.64	5,513.64	0.00	0.00	0.00	763.59	0.00
		20,000.00	11,399.47	11,761.90	362.43	11,399.47	11,399.47	0.00	0.00	0.00	763.59	(401.16)
DOT.COIN - Polkadot												
21/10/2021	11/01/2022	164.37	10,054.31	5,430.70	(4,623.61)	10,054.31	10,054.31	0.00	0.00	0.00	0.00	(4,623.61)
		164.37	10,054.31	5,430.70	(4,623.61)	10,054.31	10,054.31	0.00	0.00	0.00	0.00	(4,623.61)
EGLD.COIN - Elrond												
08/11/2021	21/01/2022	22.83	10,000.00	5,272.42	(4,727.58)	10,000.00	10,000.00	0.00	0.00	0.00	0.00	(4,727.58)
		22.83	10,000.00	5,272.42	(4,727.58)	10,000.00	10,000.00	0.00	0.00	0.00	0.00	(4,727.58)
ETH.COIN - Ethereum												
06/09/2021	08/09/2021	6.33	35,284.19	28,419.42	(6,864.77)	35,284.19	35,284.19	0.00	0.00	0.00	0.00	(6,864.77)
07/10/2021	09/10/2021	0.14	718.09	678.33	(39.76)	718.09	718.09	0.00	0.00	0.00	0.00	(39.76)
07/10/2021	09/10/2021	4.86	25,027.74	23,450.67	(1,577.07)	25,027.74	25,027.74	0.00	0.00	0.00	0.00	(1,577.07)
07/10/2021	09/10/2021	4.66	23,800.18	22,599.53	(1,200.65)	23,800.18	23,800.18	0.00	0.00	0.00	0.00	(1,200.65)
15/10/2021	23/11/2021	1.99	10,654.79	11,396.57	741.79	10,654.79	10,654.79	0.00	0.00	0.00	741.79	0.00
07/10/2021	23/11/2021	0.10	509.68	571.36	61.67	509.68	509.68	0.00	0.00	0.00	61.67	0.00
07/10/2021	23/11/2021	4.90	25,027.75	28,062.39	3,034.64	25,027.75	25,027.75	0.00	0.00	0.00	3,034.64	0.00

L & E Noicos Superannuation Fund

Realised Capital Gains Report



For The Period 01 July 2021 - 30 June 2022

Investment		Accounting Treatment				Tax Treatment						
Purchase Contract Date	Disposal Contract Date	Units	Cost	Proceeds	Accounting Profit/(Loss)	Adjusted Cost Base	Reduced Cost Base	Indexed Cost Base	Indexed Gains	Discounted Gains (Gross)	Other Gains	Capital Loss
Cryptocurrency												
25/10/2021	10/12/2021	3.49	20,000.00	20,289.78	289.78	20,000.00	20,000.00	0.00	0.00	0.00	289.78	0.00
21/10/2021	10/12/2021	1.51	8,389.28	8,778.32	389.04	8,389.28	8,389.28	0.00	0.00	0.00	389.04	0.00
15/10/2021	09/01/2022	2.50	13,385.12	10,848.81	(2,536.31)	13,385.12	13,385.12	0.00	0.00	0.00	0.00	(2,536.31)
15/09/2021	22/02/2022	5.00	23,969.03	17,882.70	(6,086.33)	23,969.03	23,969.03	0.00	0.00	0.00	0.00	(6,086.33)
03/04/2022	25/04/2022	2.00	9,693.17	8,001.90	(1,691.27)	9,693.17	9,693.17	0.00	0.00	0.00	0.00	(1,691.27)
21/10/2021	11/05/2022	1.99	11,059.88	6,604.47	(4,455.41)	11,059.88	11,059.88	0.00	0.00	0.00	0.00	(4,455.41)
15/10/2021	11/05/2022	0.51	2,728.26	1,692.42	(1,035.84)	2,728.26	2,728.26	0.00	0.00	0.00	0.00	(1,035.84)
15/09/2021	11/06/2022	2.50	11,953.59	5,917.60	(6,035.99)	11,953.59	11,953.59	0.00	0.00	0.00	0.00	(6,035.99)
		42.48	222,200.75	195,194.27	(27,006.48)	222,200.75	222,200.75	0.00	0.00	0.00	4,516.92	(31,523.40)
FTT.COIN - FTX Token												
07/09/2021	08/09/2021	83.47	9,099.00	7,826.09	(1,272.91)	9,099.00	9,099.00	0.00	0.00	0.00	0.00	(1,272.91)
07/09/2021	08/09/2021	100.00	10,901.00	8,856.00	(2,045.00)	10,901.00	10,901.00	0.00	0.00	0.00	0.00	(2,045.00)
		183.47	20,000.00	16,682.09	(3,317.91)	20,000.00	20,000.00	0.00	0.00	0.00	0.00	(3,317.91)
KDA.COIN - Kadena												
09/11/2021	10/03/2022	398.24	9,722.21	3,444.78	(6,277.43)	9,722.21	9,722.21	0.00	0.00	0.00	0.00	(6,277.43)
09/03/2022	10/03/2022	95.76	979.62	828.32	(151.30)	979.62	979.62	0.00	0.00	0.00	0.00	(151.30)
05/04/2022	18/04/2022	938.91	9,990.00	6,393.98	(3,596.02)	9,990.00	9,990.00	0.00	0.00	0.00	0.00	(3,596.02)
05/04/2022	18/04/2022	112.00	1,184.96	762.72	(422.24)	1,184.96	1,184.96	0.00	0.00	0.00	0.00	(422.24)
03/04/2022	18/04/2022	402.83	4,221.71	2,743.30	(1,478.40)	4,221.71	4,221.71	0.00	0.00	0.00	0.00	(1,478.40)
03/04/2022	25/04/2022	547.17	5,734.29	3,627.71	(2,106.59)	5,734.29	5,734.29	0.00	0.00	0.00	0.00	(2,106.59)
03/04/2022	25/04/2022	452.83	4,723.07	3,002.29	(1,720.77)	4,723.07	4,723.07	0.00	0.00	0.00	0.00	(1,720.77)
03/04/2022	30/04/2022	47.17	491.93	267.43	(224.51)	491.93	491.93	0.00	0.00	0.00	0.00	(224.51)

L & E Noicos Superannuation Fund

Realised Capital Gains Report



For The Period 01 July 2021 - 30 June 2022

Investment		Accounting Treatment				Tax Treatment						
Purchase Contract Date	Disposal Contract Date	Units	Cost	Proceeds	Accounting Profit/(Loss)	Adjusted Cost Base	Reduced Cost Base	Indexed Cost Base	Indexed Gains	Discounted Gains (Gross)	Other Gains	Capital Loss
Cryptocurrency												
09/03/2022	30/04/2022	881.76	9,020.38	4,999.56	(4,020.81)	9,020.38	9,020.38	0.00	0.00	0.00	0.00	(4,020.81)
08/03/2022	30/04/2022	71.08	657.47	403.01	(254.46)	657.47	657.47	0.00	0.00	0.00	0.00	(254.46)
08/03/2022	11/06/2022	413.90	3,828.53	1,009.90	(2,818.63)	3,828.53	3,828.53	0.00	0.00	0.00	0.00	(2,818.63)
08/03/2022	11/06/2022	531.60	4,901.33	1,297.10	(3,604.23)	4,901.33	4,901.33	0.00	0.00	0.00	0.00	(3,604.23)
08/03/2022	11/06/2022	602.00	5,544.43	1,468.88	(4,075.55)	5,544.43	5,544.43	0.00	0.00	0.00	0.00	(4,075.55)
09/04/2022	11/06/2022	452.51	3,941.36	1,104.12	(2,837.24)	3,941.36	3,941.36	0.00	0.00	0.00	0.00	(2,837.24)
		5,947.74	64,941.29	31,353.10	(33,588.18)	64,941.29	64,941.29	0.00	0.00	0.00	0.00	(33,588.18)
KSM.COIN - Kusama												
21/10/2021	11/01/2022	7.51	3,946.20	2,500.00	(1,446.20)	3,946.20	3,946.20	0.00	0.00	0.00	0.00	(1,446.20)
21/10/2021	11/01/2022	2.01	1,053.80	667.79	(386.02)	1,053.80	1,053.80	0.00	0.00	0.00	0.00	(386.02)
21/10/2021	11/01/2022	9.52	5,000.00	3,168.64	(1,831.36)	5,000.00	5,000.00	0.00	0.00	0.00	0.00	(1,831.36)
		19.04	10,000.00	6,336.43	(3,663.58)	10,000.00	10,000.00	0.00	0.00	0.00	0.00	(3,663.58)
MTV.COIN - MTV.COIN												
09/11/2021	10/03/2022	151,595.07	4,863.89	1,429.17	(3,434.71)	4,863.89	4,863.89	0.00	0.00	0.00	0.00	(3,434.71)
09/11/2021	10/03/2022	152,841.69	4,873.62	1,440.92	(3,432.69)	4,873.62	4,873.62	0.00	0.00	0.00	0.00	(3,432.69)
		304,436.76	9,737.51	2,870.09	(6,867.40)	9,737.51	9,737.51	0.00	0.00	0.00	0.00	(6,867.40)
SBR.COIN - SBR.COIN												
07/09/2021	08/09/2021	3,457.19	3,326.77	2,325.75	(1,001.03)	3,326.77	3,326.77	0.00	0.00	0.00	0.00	(1,001.03)
07/09/2021	08/09/2021	5,117.81	4,343.51	3,442.89	(900.62)	4,343.51	4,343.51	0.00	0.00	0.00	0.00	(900.62)
		8,575.00	7,670.28	5,768.64	(1,901.65)	7,670.28	7,670.28	0.00	0.00	0.00	0.00	(1,901.65)
SOL.COIN1 - Solana												

L & E Noicos Superannuation Fund
Realised Capital Gains Report



For The Period 01 July 2021 - 30 June 2022

Investment		Accounting Treatment				Tax Treatment						
Purchase Contract Date	Disposal Contract Date	Units	Cost	Proceeds	Accounting Profit/(Loss)	Adjusted Cost Base	Reduced Cost Base	Indexed Cost Base	Indexed Gains	Discounted Gains (Gross)	Other Gains	Capital Loss
Cryptocurrency												
07/09/2021	07/09/2021	68.00	17,867.00	14,832.55	(3,034.45)	17,867.00	17,867.00	0.00	0.00	0.00	0.00	(3,034.45)
07/09/2021	07/09/2021	18.88	4,832.30	4,335.79	(496.51)	4,832.30	4,832.30	0.00	0.00	0.00	0.00	(496.51)
07/09/2021	07/09/2021	46.18	12,133.00	10,606.70	(1,526.30)	12,133.00	12,133.00	0.00	0.00	0.00	0.00	(1,526.30)
07/09/2021	08/09/2021	87.02	22,277.98	20,197.00	(2,080.98)	22,277.98	22,277.98	0.00	0.00	0.00	0.00	(2,080.98)
07/09/2021	08/09/2021	87.48	22,394.67	19,857.77	(2,536.90)	22,394.67	22,394.67	0.00	0.00	0.00	0.00	(2,536.90)
06/09/2021	08/09/2021	128.38	25,958.41	29,142.23	3,183.82	25,958.41	25,958.41	0.00	0.00	0.00	3,183.82	0.00
06/09/2021	08/09/2021	44.72	9,041.59	9,743.19	701.59	9,041.59	9,041.59	0.00	0.00	0.00	701.59	0.00
06/09/2021	08/09/2021	46.98	9,402.62	10,236.59	833.97	9,402.62	9,402.62	0.00	0.00	0.00	833.97	0.00
13/09/2021	20/09/2021	23.25	5,809.13	4,814.55	(994.58)	5,809.13	5,809.13	0.00	0.00	0.00	0.00	(994.58)
11/09/2021	20/09/2021	70.15	18,797.09	14,523.62	(4,273.47)	18,797.09	18,797.09	0.00	0.00	0.00	0.00	(4,273.47)
09/09/2021	20/09/2021	50.10	14,659.28	10,372.70	(4,286.58)	14,659.28	14,659.28	0.00	0.00	0.00	0.00	(4,286.58)
16/09/2021	20/09/2021	3.16	724.59	647.04	(77.55)	724.59	724.59	0.00	0.00	0.00	0.00	(77.55)
13/09/2021	20/09/2021	96.84	24,190.87	19,809.96	(4,380.91)	24,190.87	24,190.87	0.00	0.00	0.00	0.00	(4,380.91)
07/10/2021	09/10/2021	80.00	18,724.00	17,621.13	(1,102.87)	18,724.00	18,724.00	0.00	0.00	0.00	0.00	(1,102.87)
07/10/2021	09/10/2021	23.09	5,233.19	5,016.59	(216.60)	5,233.19	5,233.19	0.00	0.00	0.00	0.00	(216.60)
07/10/2021	09/10/2021	26.81	6,276.00	5,827.05	(448.95)	6,276.00	6,276.00	0.00	0.00	0.00	0.00	(448.95)
16/09/2021	09/10/2021	50.10	11,477.41	10,887.10	(590.31)	11,477.41	11,477.41	0.00	0.00	0.00	0.00	(590.31)
21/10/2021	23/11/2021	80.06	18,237.93	23,965.50	5,727.57	18,237.93	18,237.93	0.00	0.00	0.00	5,727.57	0.00
07/10/2021	23/11/2021	2.94	666.21	879.72	213.51	666.21	666.21	0.00	0.00	0.00	213.51	0.00
07/10/2021	23/11/2021	80.80	18,316.55	24,067.09	5,750.54	18,316.55	18,316.55	0.00	0.00	0.00	5,750.54	0.00
07/10/2021	10/12/2021	3.46	784.05	881.83	97.78	784.05	784.05	0.00	0.00	0.00	97.78	0.00
07/10/2021	10/12/2021	96.54	21,440.86	24,614.17	3,173.31	21,440.86	21,440.86	0.00	0.00	0.00	3,173.31	0.00
16/10/2021	09/01/2022	33.97	7,307.44	6,527.83	(779.61)	7,307.44	7,307.44	0.00	0.00	0.00	0.00	(779.61)

L & E Noicos Superannuation Fund
Realised Capital Gains Report



For The Period 01 July 2021 - 30 June 2022

Investment		Accounting Treatment				Tax Treatment						
Purchase Contract Date	Disposal Contract Date	Units	Cost	Proceeds	Accounting Profit/(Loss)	Adjusted Cost Base	Reduced Cost Base	Indexed Cost Base	Indexed Gains	Discounted Gains (Gross)	Other Gains	Capital Loss
Cryptocurrency												
07/10/2021	09/01/2022	16.03	3,559.14	3,079.17	(479.97)	3,559.14	3,559.14	0.00	0.00	0.00	0.00	(479.97)
16/10/2021	22/02/2022	28.71	6,174.63	3,357.64	(2,816.99)	6,174.63	6,174.63	0.00	0.00	0.00	0.00	(2,816.99)
15/10/2021	22/02/2022	71.29	14,774.23	8,338.36	(6,435.87)	14,774.23	14,774.23	0.00	0.00	0.00	0.00	(6,435.87)
15/10/2021	25/04/2022	49.87	10,334.85	6,772.90	(3,561.95)	10,334.85	10,334.85	0.00	0.00	0.00	0.00	(3,561.95)
06/09/2021	25/04/2022	0.13	25.94	17.60	(8.34)	25.94	25.94	0.00	0.00	0.00	0.00	(8.34)
06/09/2021	11/05/2022	100.00	20,013.86	8,696.00	(11,317.86)	20,013.86	20,013.86	0.00	0.00	0.00	0.00	(11,317.86)
06/09/2021	11/05/2022	50.00	10,006.93	4,451.00	(5,555.93)	10,006.93	10,006.93	0.00	0.00	0.00	0.00	(5,555.93)
29/01/2022	11/06/2022	49.83	7,163.91	2,627.16	(4,536.75)	7,163.91	7,163.91	0.00	0.00	0.00	0.00	(4,536.75)
06/09/2021	11/06/2022	50.24	10,055.60	2,649.19	(7,406.41)	10,055.60	10,055.60	0.00	0.00	0.00	0.00	(7,406.41)
		1,665.00	378,661.26	329,396.72	(49,264.55)	378,661.26	378,661.26	0.00	0.00	0.00	19,682.09	(68,946.64)
USDC.COIN - USD Coin												
07/09/2021	07/09/2021	2,473.90	3,320.89	3,326.77	5.89	3,320.89	3,320.89	0.00	0.00	0.00	5.89	0.00
07/09/2021	07/09/2021	8,642.25	11,601.09	11,621.66	20.57	11,601.09	11,601.09	0.00	0.00	0.00	20.57	0.00
08/09/2021	09/09/2021	7,604.75	10,877.01	10,331.14	(545.88)	10,877.01	10,877.01	0.00	0.00	0.00	0.00	(545.88)
08/09/2021	09/09/2021	6,516.14	9,319.98	8,852.25	(467.74)	9,319.98	9,319.98	0.00	0.00	0.00	0.00	(467.74)
08/09/2021	09/09/2021	4,260.98	5,768.64	5,788.59	19.95	5,768.64	5,768.64	0.00	0.00	0.00	19.95	0.00
07/09/2021	09/09/2021	13.58	18.23	18.45	0.22	18.23	18.23	0.00	0.00	0.00	0.22	0.00
09/10/2021	15/10/2021	15,767.81	21,730.74	21,268.62	(462.12)	21,730.74	21,730.74	0.00	0.00	0.00	0.00	(462.12)
09/10/2021	15/10/2021	2,847.19	3,905.58	3,840.47	(65.11)	3,905.58	3,905.58	0.00	0.00	0.00	0.00	(65.11)
09/10/2021	16/10/2021	9,998.71	13,715.55	13,479.99	(235.56)	13,715.55	13,715.55	0.00	0.00	0.00	0.00	(235.56)
07/09/2021	16/10/2021	1.54	2.07	2.08	0.01	2.07	2.07	0.00	0.00	0.00	0.01	0.00
		58,126.85	80,259.78	78,530.02	(1,729.77)	80,259.78	80,259.78	0.00	0.00	0.00	46.64	(1,776.41)

L & E Noicos Superannuation Fund

Realised Capital Gains Report



For The Period 01 July 2021 - 30 June 2022

Investment		Accounting Treatment				Tax Treatment						
Purchase Contract Date	Disposal Contract Date	Units	Cost	Proceeds	Accounting Profit/(Loss)	Adjusted Cost Base	Reduced Cost Base	Indexed Cost Base	Indexed Gains	Discounted Gains (Gross)	Other Gains	Capital Loss
Cryptocurrency												
USDT.COIN - Tether												
05/11/2021	09/11/2021	3,593.42	4,990.22	4,863.89	(126.34)	4,990.22	4,990.22	0.00	0.00	0.00	0.00	(126.34)
05/11/2021	09/11/2021	3,600.61	5,000.21	4,873.62	(126.59)	5,000.21	5,000.21	0.00	0.00	0.00	0.00	(126.59)
05/11/2021	09/11/2021	7,182.73	9,974.74	9,722.21	(252.53)	9,974.74	9,974.74	0.00	0.00	0.00	0.00	(252.53)
05/11/2021	09/11/2021	25.08	34.84	33.95	(0.88)	34.84	34.84	0.00	0.00	0.00	0.00	(0.88)
08/11/2021	09/11/2021	7,172.03	9,939.01	9,707.72	(231.30)	9,939.01	9,939.01	0.00	0.00	0.00	0.00	(231.30)
08/11/2021	10/03/2022	44.01	60.99	60.15	(0.84)	60.99	60.99	0.00	0.00	0.00	0.00	(0.84)
10/03/2022	10/03/2022	2,192.18	2,810.80	2,996.07	185.28	2,810.80	2,810.80	0.00	0.00	0.00	185.28	0.00
		23,810.06	32,810.81	32,257.61	(553.20)	32,810.81	32,810.81	0.00	0.00	0.00	185.28	(738.48)
		427,120.52	872,735.46	727,978.28	(144,757.19)	872,735.46	872,735.46	0.00	0.00	0.00	25,194.52	(169,951.71)
Shares in Listed Companies (Australian)												
3DA.AX - Amaero International Ltd												
18/06/2021	02/11/2021	3,765.00	2,499.85	1,498.88	(1,000.97)	2,499.85	2,499.85	0.00	0.00	0.00	0.00	(1,000.97)
23/06/2021	02/11/2021	4,141.00	2,499.55	1,648.57	(850.98)	2,499.55	2,499.55	0.00	0.00	0.00	0.00	(850.98)
		7,906.00	4,999.40	3,147.45	(1,851.95)	4,999.40	4,999.40	0.00	0.00	0.00	0.00	(1,851.95)
AFI.AX - Australian Foundation Investment Company Limited												
28/05/2020	13/09/2021	1,282.00	7,585.01	10,979.61	3,394.60	7,585.01	7,585.01	0.00	0.00	3,394.60	0.00	0.00
28/05/2020	16/09/2021	1,250.00	7,395.68	10,580.05	3,184.37	7,395.68	7,395.68	0.00	0.00	3,184.37	0.00	0.00
		2,532.00	14,980.69	21,559.66	6,578.97	14,980.69	14,980.69	0.00	0.00	6,578.97	0.00	0.00
ARG.AX - Argo Investments Limited												
28/05/2020	13/09/2021	1,172.00	8,612.00	10,973.41	2,361.41	8,612.00	8,612.00	0.00	0.00	2,361.41	0.00	0.00

L & E Noicos Superannuation Fund

Realised Capital Gains Report



For The Period 01 July 2021 - 30 June 2022

Investment		Accounting Treatment				Tax Treatment						
Purchase Contract Date	Disposal Contract Date	Units	Cost	Proceeds	Accounting Profit/(Loss)	Adjusted Cost Base	Reduced Cost Base	Indexed Cost Base	Indexed Gains	Discounted Gains (Gross)	Other Gains	Capital Loss
Shares in Listed Companies (Australian)												
28/05/2020	15/09/2021	1,109.00	8,149.07	10,282.66	2,133.59	8,149.07	8,149.07	0.00	0.00	2,133.59	0.00	0.00
		2,281.00	16,761.07	21,256.07	4,495.00	16,761.07	16,761.07	0.00	0.00	4,495.00	0.00	0.00
DXB.AX - Dimerix Limited												
18/08/2021	13/09/2021	7,960.00	2,999.95	2,412.85	(587.10)	2,999.95	2,999.95	0.00	0.00	0.00	0.00	(587.10)
		7,960.00	2,999.95	2,412.85	(587.10)	2,999.95	2,999.95	0.00	0.00	0.00	0.00	(587.10)
EMN.AX - Euro Manganese Inc												
25/01/2021	16/06/2022	2,906.00	2,485.05	677.34	(1,807.71)	2,485.05	2,485.05	0.00	0.00	0.00	0.00	(1,807.71)
25/01/2021	16/06/2022	1,844.00	1,499.37	429.81	(1,069.56)	1,499.37	1,499.37	0.00	0.00	0.00	0.00	(1,069.56)
16/08/2021	16/06/2022	3,049.00	2,499.89	710.67	(1,789.22)	2,499.89	2,499.89	0.00	0.00	0.00	0.00	(1,789.22)
		7,799.00	6,484.31	1,817.82	(4,666.49)	6,484.31	6,484.31	0.00	0.00	0.00	0.00	(4,666.49)
FANG.AX - Efts Fang+ Etf												
27/10/2020	09/07/2021	336.00	5,217.87	5,668.53	450.66	5,217.87	5,217.87	0.00	0.00	0.00	450.66	0.00
		336.00	5,217.87	5,668.53	450.66	5,217.87	5,217.87	0.00	0.00	0.00	450.66	0.00
GGE.AX - Grand Gulf Energy Limited												
03/11/2021	16/06/2022	52,873.00	2,473.54	1,095.38	(1,378.16)	2,473.54	2,473.54	0.00	0.00	0.00	0.00	(1,378.16)
		52,873.00	2,473.54	1,095.38	(1,378.16)	2,473.54	2,473.54	0.00	0.00	0.00	0.00	(1,378.16)
KNI.AX - Kuniko Limited												
01/09/2021	16/06/2022	784.00	2,014.15	485.09	(1,529.06)	2,014.15	2,014.15	0.00	0.00	0.00	0.00	(1,529.06)
03/11/2021	16/06/2022	511.00	998.63	316.18	(682.45)	998.63	998.63	0.00	0.00	0.00	0.00	(682.45)
13/09/2021	16/06/2022	33.00	63.84	20.42	(43.42)	63.84	63.84	0.00	0.00	0.00	0.00	(43.42)
13/09/2021	16/06/2022	1,000.00	1,934.47	615.05	(1,319.42)	1,934.47	1,934.47	0.00	0.00	0.00	0.00	(1,319.42)

L & E Noicos Superannuation Fund

Realised Capital Gains Report



For The Period 01 July 2021 - 30 June 2022

Investment		Accounting Treatment				Tax Treatment						
Purchase Contract Date	Disposal Contract Date	Units	Cost	Proceeds	Accounting Profit/(Loss)	Adjusted Cost Base	Reduced Cost Base	Indexed Cost Base	Indexed Gains	Discounted Gains (Gross)	Other Gains	Capital Loss
Shares in Listed Companies (Australian)												
		2,328.00	5,011.09	1,436.74	(3,574.35)	5,011.09	5,011.09	0.00	0.00	0.00	0.00	(3,574.35)
LIT.AX - Lithium Australia NI												
25/01/2021	03/11/2021	14,200.00	2,499.95	1,803.08	(696.87)	2,499.95	2,499.95	0.00	0.00	0.00	0.00	(696.87)
04/08/2021	03/11/2021	14,409.00	1,744.03	1,829.62	85.59	1,744.03	1,744.03	0.00	0.00	0.00	85.59	0.00
		28,609.00	4,243.98	3,632.70	(611.28)	4,243.98	4,243.98	0.00	0.00	0.00	85.59	(696.87)
ONE.AX - Oneview Healthcare Plc												
03/08/2021	13/09/2021	7,107.00	2,999.89	2,508.04	(491.85)	2,999.89	2,999.89	0.00	0.00	0.00	0.00	(491.85)
		7,107.00	2,999.89	2,508.04	(491.85)	2,999.89	2,999.89	0.00	0.00	0.00	0.00	(491.85)
PDN.AX - Paladin Energy Ltd												
26/10/2021	16/06/2022	2,672.00	2,498.96	1,803.05	(695.91)	2,498.96	2,498.96	0.00	0.00	0.00	0.00	(695.91)
03/11/2021	16/06/2022	2,856.00	2,499.67	1,927.22	(572.45)	2,499.67	2,499.67	0.00	0.00	0.00	0.00	(572.45)
		5,528.00	4,998.63	3,730.27	(1,268.36)	4,998.63	4,998.63	0.00	0.00	0.00	0.00	(1,268.36)
PRL.AX - Province Resources Ltd												
16/04/2021	16/06/2022	17,138.00	2,499.96	882.62	(1,617.34)	2,499.96	2,499.96	0.00	0.00	0.00	0.00	(1,617.34)
16/08/2021	16/06/2022	12,806.00	1,999.88	659.52	(1,340.36)	1,999.88	1,999.88	0.00	0.00	0.00	0.00	(1,340.36)
		29,944.00	4,499.84	1,542.14	(2,957.70)	4,499.84	4,499.84	0.00	0.00	0.00	0.00	(2,957.70)
PTX.AX - Prescient Therapeutics Limited												
09/07/2021	30/11/2021	9,940.00	2,499.95	2,179.64	(320.31)	2,499.95	2,499.95	0.00	0.00	0.00	0.00	(320.31)
07/09/2021	30/11/2021	10,804.00	2,499.87	2,369.09	(130.78)	2,499.87	2,499.87	0.00	0.00	0.00	0.00	(130.78)
		20,744.00	4,999.82	4,548.73	(451.09)	4,999.82	4,999.82	0.00	0.00	0.00	0.00	(451.09)

L & E Noicos Superannuation Fund

Realised Capital Gains Report



For The Period 01 July 2021 - 30 June 2022

Investment		Accounting Treatment				Tax Treatment						
Purchase Contract Date	Disposal Contract Date	Units	Cost	Proceeds	Accounting Profit/(Loss)	Adjusted Cost Base	Reduced Cost Base	Indexed Cost Base	Indexed Gains	Discounted Gains (Gross)	Other Gains	Capital Loss
Shares in Listed Companies (Australian)												
SWF.AX - Selfwealth Limited												
02/09/2020	13/09/2021	3,291.00	2,491.43	1,177.79	(1,313.64)	2,491.43	2,491.43	0.00	0.00	0.00	0.00	(1,313.64)
21/09/2020	13/09/2021	3,765.00	2,499.85	1,347.42	(1,152.43)	2,499.85	2,499.85	0.00	0.00	0.00	0.00	(1,152.43)
		7,056.00	4,991.28	2,525.21	(2,466.07)	4,991.28	4,991.28	0.00	0.00	0.00	0.00	(2,466.07)
VUL.AX - Vulcan Energy Resources Limited												
22/01/2021	12/05/2022	256.00	2,495.59	1,812.12	(683.47)	2,495.59	2,495.59	0.00	0.00	0.00	0.00	(683.47)
25/01/2021	12/05/2022	105.00	823.94	743.25	(80.68)	823.94	823.94	0.00	0.00	0.00	0.00	(80.68)
25/01/2021	16/06/2022	213.00	1,671.41	1,207.38	(464.03)	1,671.41	1,671.41	0.00	0.00	0.00	0.00	(464.03)
16/07/2021	16/06/2022	147.00	1,495.24	833.27	(661.97)	1,495.24	1,495.24	0.00	0.00	0.00	0.00	(661.97)
		721.00	6,486.18	4,596.02	(1,890.15)	6,486.18	6,486.18	0.00	0.00	0.00	0.00	(1,890.15)
WHK.AX - Whitehawk Limited												
25/01/2021	13/09/2021	7,960.00	2,980.05	1,497.45	(1,482.60)	2,980.05	2,980.05	0.00	0.00	0.00	0.00	(1,482.60)
		7,960.00	2,980.05	1,497.45	(1,482.60)	2,980.05	2,980.05	0.00	0.00	0.00	0.00	(1,482.60)
WLE.AX - Wam Leaders Limited												
28/05/2020	13/09/2021	4,067.00	4,326.60	5,978.88	1,652.28	4,326.60	4,326.60	0.00	0.00	1,652.28	0.00	0.00
28/05/2020	22/09/2021	7,268.00	7,731.91	10,773.03	3,041.12	7,731.91	7,731.91	0.00	0.00	3,041.12	0.00	0.00
		11,335.00	12,058.51	16,751.91	4,693.40	12,058.51	12,058.51	0.00	0.00	4,693.40	0.00	0.00
		203,019.00	107,186.10	99,726.97	(7,459.12)	107,186.10	107,186.10	0.00	0.00	15,767.37	536.25	(23,762.74)
Shares in Listed Companies (Overseas)												
ABNB.NDQ - Airbnb Inc - Ordinary Shares - Class A												
16/12/2020	10/09/2021	11.00	1,912.01	2,427.13	515.12	1,912.01	1,912.01	0.00	0.00	0.00	515.12	0.00

L & E Noicos Superannuation Fund

Realised Capital Gains Report



For The Period 01 July 2021 - 30 June 2022

Investment		Accounting Treatment				Tax Treatment						
Purchase Contract Date	Disposal Contract Date	Units	Cost	Proceeds	Accounting Profit/(Loss)	Adjusted Cost Base	Reduced Cost Base	Indexed Cost Base	Indexed Gains	Discounted Gains (Gross)	Other Gains	Capital Loss
Shares in Listed Companies (Overseas)												
		11.00	1,912.01	2,427.13	515.12	1,912.01	1,912.01	0.00	0.00	0.00	515.12	0.00
ARKK.NYE - ARK ETF Shs Innovation												
19/06/2020	28/10/2021	33.00	3,243.72	5,321.73	2,078.01	3,243.72	3,243.72	0.00	0.00	2,078.01	0.00	0.00
		33.00	3,243.72	5,321.73	2,078.01	3,243.72	3,243.72	0.00	0.00	2,078.01	0.00	0.00
ARKW.NYE - ARK ETF Shs Web x.0												
26/10/2020	10/09/2021	26.00	4,397.94	5,324.16	926.22	4,397.94	4,397.94	0.00	0.00	0.00	926.22	0.00
		26.00	4,397.94	5,324.16	926.22	4,397.94	4,397.94	0.00	0.00	0.00	926.22	0.00
CLOV.NDQ - Clover Health Investments Corp - Ordinary Shares - Class A												
15/07/2020	10/09/2021	300.00	4,914.50	4,008.99	(905.51)	4,914.50	4,914.50	0.00	0.00	0.00	0.00	(905.51)
		300.00	4,914.50	4,008.99	(905.51)	4,914.50	4,914.50	0.00	0.00	0.00	0.00	(905.51)
COIN.NDQ - Coinbase Global Inc - Ordinary Shares - Class A												
19/04/2021	10/09/2021	21.00	9,339.01	7,260.54	(2,078.47)	9,339.01	9,339.01	0.00	0.00	0.00	0.00	(2,078.47)
		21.00	9,339.01	7,260.54	(2,078.47)	9,339.01	9,339.01	0.00	0.00	0.00	0.00	(2,078.47)
DDD.NYE - 3D Systems Corp.												
28/10/2021	07/04/2022	125.00	4,832.06	2,806.75	(2,025.31)	4,832.06	4,832.06	0.00	0.00	0.00	0.00	(2,025.31)
		125.00	4,832.06	2,806.75	(2,025.31)	4,832.06	4,832.06	0.00	0.00	0.00	0.00	(2,025.31)
IBUY.NDQ - Amplify ETF Trust - Amplify Online Retail ETF												
26/10/2020	10/09/2021	33.00	4,477.12	5,131.93	654.81	4,477.12	4,477.12	0.00	0.00	0.00	654.81	0.00
		33.00	4,477.12	5,131.93	654.81	4,477.12	4,477.12	0.00	0.00	0.00	654.81	0.00
IPOD.NYE - Social Capital Hedosophia Holdings Corp IV - Ordinary Shares - Class A												

L & E Noicos Superannuation Fund

Realised Capital Gains Report



For The Period 01 July 2021 - 30 June 2022

Investment		Accounting Treatment				Tax Treatment						
Purchase Contract Date	Disposal Contract Date	Units	Cost	Proceeds	Accounting Profit/(Loss)	Adjusted Cost Base	Reduced Cost Base	Indexed Cost Base	Indexed Gains	Discounted Gains (Gross)	Other Gains	Capital Loss
Shares in Listed Companies (Overseas)												
06/01/2021	22/09/2021	273.00	4,900.40	3,688.72	(1,211.68)	4,900.40	4,900.40	0.00	0.00	0.00	0.00	(1,211.68)
		273.00	4,900.40	3,688.72	(1,211.68)	4,900.40	4,900.40	0.00	0.00	0.00	0.00	(1,211.68)
IPOF.NYE - Social Capital Hedosophia Holdings Corp VI - Ordinary Shares - Class A												
06/01/2021	22/09/2021	303.00	4,890.86	4,122.47	(768.39)	4,890.86	4,890.86	0.00	0.00	0.00	0.00	(768.39)
		303.00	4,890.86	4,122.47	(768.39)	4,890.86	4,890.86	0.00	0.00	0.00	0.00	(768.39)
MARA.NDQ - Marathon Digital Holdings Inc												
07/12/2020	07/07/2021	30.00	243.72	1,223.57	979.85	243.72	243.72	0.00	0.00	0.00	979.85	0.00
30/10/2020	07/07/2021	93.00	339.71	3,793.05	3,453.34	339.71	339.71	0.00	0.00	0.00	3,453.34	0.00
30/10/2020	19/07/2021	156.00	569.84	4,980.56	4,410.72	569.84	569.84	0.00	0.00	0.00	4,410.72	0.00
30/10/2020	22/09/2021	113.00	412.77	5,126.25	4,713.48	412.77	412.77	0.00	0.00	0.00	4,713.48	0.00
30/10/2020	24/02/2022	165.00	602.71	5,073.91	4,471.20	602.71	602.71	0.00	0.00	4,471.20	0.00	0.00
08/10/2021	24/02/2022	184.00	9,835.84	5,658.18	(4,177.66)	9,835.84	9,835.84	0.00	0.00	0.00	0.00	(4,177.66)
		741.00	12,004.59	25,855.52	13,850.93	12,004.59	12,004.59	0.00	0.00	4,471.20	13,557.39	(4,177.66)
MAXR.NYE - Maxar Technologies Inc												
26/10/2020	10/09/2021	57.00	2,406.32	2,357.93	(48.39)	2,406.32	2,406.32	0.00	0.00	0.00	0.00	(48.39)
30/10/2020	10/09/2021	31.00	1,184.42	1,282.38	97.96	1,184.42	1,184.42	0.00	0.00	0.00	97.96	0.00
		88.00	3,590.74	3,640.31	49.57	3,590.74	3,590.74	0.00	0.00	0.00	97.96	(48.39)
MTLS.NDQ - Materialise Nv - ADR												
28/10/2021	30/11/2021	154.00	4,862.33	4,960.86	98.53	4,862.33	4,862.33	0.00	0.00	0.00	98.53	0.00
		154.00	4,862.33	4,960.86	98.53	4,862.33	4,862.33	0.00	0.00	0.00	98.53	0.00
OPEN.NDQ - Opendoor Technologies Inc												

L & E Noicos Superannuation Fund
Realised Capital Gains Report



For The Period 01 July 2021 - 30 June 2022

Investment		Accounting Treatment				Tax Treatment						
Purchase Contract Date	Disposal Contract Date	Units	Cost	Proceeds	Accounting Profit/(Loss)	Adjusted Cost Base	Reduced Cost Base	Indexed Cost Base	Indexed Gains	Discounted Gains (Gross)	Other Gains	Capital Loss
Shares in Listed Companies (Overseas)												
15/07/2020	10/09/2021	282.00	4,885.45	7,193.21	2,307.76	4,885.45	4,885.45	0.00	0.00	2,307.76	0.00	0.00
		282.00	4,885.45	7,193.21	2,307.76	4,885.45	4,885.45	0.00	0.00	2,307.76	0.00	0.00
OSTK.NDQ - Overstock.Com Inc												
31/08/2020	10/09/2021	17.00	2,536.03	1,587.07	(948.96)	2,536.03	2,536.03	0.00	0.00	0.00	0.00	(948.96)
		17.00	2,536.03	1,587.07	(948.96)	2,536.03	2,536.03	0.00	0.00	0.00	0.00	(948.96)
PLTR.NYE - Palantir Technologies Inc - Ordinary Shares - Class A												
01/12/2020	10/09/2021	5.00	201.03	172.46	(28.58)	201.03	201.03	0.00	0.00	0.00	0.00	(28.58)
07/12/2020	10/09/2021	45.00	1,491.16	1,552.10	60.94	1,491.16	1,491.16	0.00	0.00	0.00	60.94	0.00
		50.00	1,692.19	1,724.56	32.36	1,692.19	1,692.19	0.00	0.00	0.00	60.94	(28.58)
PLUG.NDQ - Plug Power Inc												
28/10/2021	11/05/2022	104.00	4,916.21	2,472.77	(2,443.44)	4,916.21	4,916.21	0.00	0.00	0.00	0.00	(2,443.44)
		104.00	4,916.21	2,472.77	(2,443.44)	4,916.21	4,916.21	0.00	0.00	0.00	0.00	(2,443.44)
PSTH.NYE - Pershing Square Tontine Holdings Ltd - Ordinary Shares - Class A												
26/10/2020	22/09/2021	145.00	4,877.07	3,887.09	(989.98)	4,877.07	4,877.07	0.00	0.00	0.00	0.00	(989.98)
		145.00	4,877.07	3,887.09	(989.98)	4,877.07	4,877.07	0.00	0.00	0.00	0.00	(989.98)
QQQJ.NDQ - Invesco Exchange-Traded Fund Trust II - Invesco NASDAQ Next Gen 100 ETF												
07/12/2020	10/09/2021	61.00	2,453.46	2,859.32	405.86	2,453.46	2,453.46	0.00	0.00	0.00	405.86	0.00
		61.00	2,453.46	2,859.32	405.86	2,453.46	2,453.46	0.00	0.00	0.00	405.86	0.00
QQQM.NDQ - Invesco Exchange-Traded Fund Trust II - Invesco NASDAQ 100 ETF												
07/12/2020	28/10/2021	10.00	1,698.54	2,048.51	349.98	1,698.54	1,698.54	0.00	0.00	0.00	349.98	0.00

L & E Noicos Superannuation Fund

Realised Capital Gains Report



For The Period 01 July 2021 - 30 June 2022

Investment		Accounting Treatment				Tax Treatment						
Purchase Contract Date	Disposal Contract Date	Units	Cost	Proceeds	Accounting Profit/(Loss)	Adjusted Cost Base	Reduced Cost Base	Indexed Cost Base	Indexed Gains	Discounted Gains (Gross)	Other Gains	Capital Loss
Shares in Listed Companies (Overseas)												
		10.00	1,698.54	2,048.51	349.98	1,698.54	1,698.54	0.00	0.00	0.00	349.98	0.00
RIOT.NDQ - Riot Blockchain Inc												
07/12/2020	07/07/2021	104.00	1,249.22	5,010.39	3,761.17	1,249.22	1,249.22	0.00	0.00	0.00	3,761.17	0.00
07/12/2020	19/07/2021	19.00	228.22	706.21	477.99	228.22	228.22	0.00	0.00	0.00	477.99	0.00
30/10/2020	19/07/2021	115.00	625.09	4,274.44	3,649.35	625.09	625.09	0.00	0.00	0.00	3,649.35	0.00
30/10/2020	22/09/2021	130.00	706.62	4,956.82	4,250.20	706.62	706.62	0.00	0.00	0.00	4,250.20	0.00
30/10/2020	24/02/2022	107.00	581.60	2,318.38	1,736.77	581.60	581.60	0.00	0.00	1,736.77	0.00	0.00
08/10/2021	24/02/2022	128.00	4,893.17	2,773.38	(2,119.79)	4,893.17	4,893.17	0.00	0.00	0.00	0.00	(2,119.79)
		603.00	8,283.92	20,039.62	11,755.69	8,283.92	8,283.92	0.00	0.00	1,736.77	12,138.71	(2,119.79)
SOFI.NDQ - SoFi Technologies Inc												
06/01/2021	10/09/2021	307.00	4,926.95	6,507.48	1,580.53	4,926.95	4,926.95	0.00	0.00	0.00	1,580.53	0.00
		307.00	4,926.95	6,507.48	1,580.53	4,926.95	4,926.95	0.00	0.00	0.00	1,580.53	0.00
SPCE.NYE - Virgin Galactic Holdings Inc - Ordinary Shares - Class A												
30/10/2020	03/11/2021	46.00	1,195.31	1,137.36	(57.95)	1,195.31	1,195.31	0.00	0.00	0.00	0.00	(57.95)
03/09/2020	03/11/2021	99.00	2,429.72	2,447.79	18.07	2,429.72	2,429.72	0.00	0.00	18.07	0.00	0.00
		145.00	3,625.03	3,585.15	(39.88)	3,625.03	3,625.03	0.00	0.00	18.07	0.00	(57.95)
SQ.NYE - Block Inc - Ordinary Shares - Class A												
05/08/2021	10/09/2021	13.00	4,814.62	4,571.94	(242.68)	4,814.62	4,814.62	0.00	0.00	0.00	0.00	(242.68)
30/10/2020	10/09/2021	10.00	2,391.48	3,516.87	1,125.39	2,391.48	2,391.48	0.00	0.00	0.00	1,125.39	0.00
		23.00	7,206.10	8,088.81	882.71	7,206.10	7,206.10	0.00	0.00	0.00	1,125.39	(242.68)
SSYS.NDQ - Stratasy Ltd												

L & E Noicos Superannuation Fund
Realised Capital Gains Report



For The Period 01 July 2021 - 30 June 2022

Investment		Accounting Treatment				Tax Treatment						
Purchase Contract Date	Disposal Contract Date	Units	Cost	Proceeds	Accounting Profit/(Loss)	Adjusted Cost Base	Reduced Cost Base	Indexed Cost Base	Indexed Gains	Discounted Gains (Gross)	Other Gains	Capital Loss
Shares in Listed Companies (Overseas)												
28/10/2021	08/04/2022	106.00	4,784.38	3,241.19	(1,543.19)	4,784.38	4,784.38	0.00	0.00	0.00	0.00	(1,543.19)
		106.00	4,784.38	3,241.19	(1,543.19)	4,784.38	4,784.38	0.00	0.00	0.00	0.00	(1,543.19)
TSLA.NDQ - Tesla Inc												
24/07/2020	07/07/2021	5.00	2,216.19	4,482.67	2,266.48	2,216.19	2,216.19	0.00	0.00	0.00	2,266.48	0.00
28/07/2020	11/05/2022	12.00	4,802.29	13,621.49	8,819.20	4,802.29	4,802.29	0.00	0.00	8,819.20	0.00	0.00
		17.00	7,018.48	18,104.16	11,085.68	7,018.48	7,018.48	0.00	0.00	8,819.20	2,266.48	0.00
WCLD.NDQ - WisdomTree Trust - WisdomTree Cloud Computing Fund												
15/07/2020	15/09/2021	79.00	4,842.85	6,429.34	1,586.49	4,842.85	4,842.85	0.00	0.00	1,586.49	0.00	0.00
26/10/2020	15/09/2021	76.00	4,929.30	6,185.19	1,255.89	4,929.30	4,929.30	0.00	0.00	0.00	1,255.89	0.00
		155.00	9,772.15	12,614.53	2,842.38	9,772.15	9,772.15	0.00	0.00	1,586.49	1,255.89	0.00
		4,133.00	132,041.24	168,502.58	36,461.33	132,041.24	132,041.24	0.00	0.00	21,017.50	35,033.81	(19,589.98)
Units in Listed Unit Trusts (Australian)												
VAE.AX - Vanguard Ftse Asia Ex Japan Shares Index Etf												
28/05/2020	15/09/2021	30.00	1,947.55	2,418.01	470.46	1,961.23	1,961.23	0.00	0.00	456.78	0.00	0.00
07/12/2020	15/09/2021	81.00	6,215.64	6,528.62	312.98	6,237.54	6,237.54	0.00	0.00	0.00	291.08	0.00
		111.00	8,163.19	8,946.63	783.44	8,198.77	8,198.77	0.00	0.00	456.78	291.08	0.00
VGE.AX - Vanguard Ftse Emerging Markets Shares Etf												
28/05/2020	15/09/2021	31.00	1,962.06	2,444.29	482.23	1,962.65	1,962.65	0.00	0.00	481.63	0.00	0.00
07/12/2020	15/09/2021	85.00	6,219.85	6,702.08	482.23	6,219.53	6,219.53	0.00	0.00	0.00	482.55	0.00
		116.00	8,181.91	9,146.37	964.46	8,182.18	8,182.18	0.00	0.00	481.63	482.55	0.00

L & E Noicos Superannuation Fund
Realised Capital Gains Report



For The Period 01 July 2021 - 30 June 2022

Investment		Accounting Treatment				Tax Treatment						
Purchase Contract Date	Disposal Contract Date	Units	Cost	Proceeds	Accounting Profit/(Loss)	Adjusted Cost Base	Reduced Cost Base	Indexed Cost Base	Indexed Gains	Discounted Gains (Gross)	Other Gains	Capital Loss
Units in Listed Unit Trusts (Australian)												
		227.00	16,345.10	18,093.00	1,747.90	16,380.95	16,380.95	0.00	0.00	938.41	773.63	0.00
		634,499.52	1,128,307.90	1,014,300.83	(114,007.08)	1,128,343.75	1,128,343.75	0.00	0.00	37,723.28	61,538.21	(213,304.43)