

WORK PAPER INDEX

Client: Compass Superfund

Period: 30th June 2021

C - CLIENT INFORMATION

N - NOTES ON JOB

F - FINANCIAL REPORT

T - TAX RETURN

W - WORKING PAPER

S - SOURCE DOCUMENTS

P - PRIOR YEAR

C - CLIENT INFORMATION

Table 1

date	Transaction for SMSF	notes	debit		credit	
	these come from my card on the personal account as I do not have a compass SMSF card	—Statement 47 - S Richards 0600 11268458				
2.7.20	Port Phillip Refund to my card xx4202 for trading sub	Paid			\$149.00	
31.7.20	Port Phillip purchase: card xx4478 Greg Cavanaghs trading system	Invoice paid for SMSF trading recommendations on IBKR used own funds	\$79.00			
8.8.20	Bill Bonner & Partners Refund card xx4478 Near Future report	Not suitable for SMSF trades			280.04	
10 .7.2020	transfer AHWFVQF Independent Reserve	Independent Reserve S Richards ACC.	\$800.00			
21.8.2020	Gold Corp Personal purchase Bpay	Silver purchase for myself	\$1114.37			
21.8.2020	Fat Tail Media Return same account xx4478 The Algo Trader	Purchase of PRO trader for SMSF on IBKR cancelled trial price \$1499			\$1239.73 partial refund	
24.8.2020	Transfer to Compass Superfund via App	Returned	\$501.00			
22.8.2020	From Compass Superfund xx6889 re: Shae Russell Trader	to cover purchase of Gold stock pro			\$1999.00	
26.8.2020	From Compass Superfund xx6889 for Trader Subscription Gold Stock Pro	Transfer			\$2000.00	
27.8.2020	port philip Publish xx4478	debit for Algo trader	\$1499.00			
2.9.2020	Fat Tail Media from card xx4478	Debit Paid Invoice	\$1999.00			
18.9.2021	Return from Fat tail Media to card xx4478 refund Compass Superfund	credit				\$1999.00
18.9.2021	transfer via App to compass Superfund		1999.00			
29 9 2020	Fat Tail Media Jim Rickards Strategic Intelligence via card xx4478	invoice SL827374 Strategic Intelligence	\$99.00			
30 sept 2020 END statement	STATEMENT 48	-----	-----	-----	-----	-----
17.11.2020	For Soklich and Co Purchase from xx6889	credit			\$2000.00	
17.11.2020	Soklich and Co via in store purchase	debit for Diamonds deposit invoice	\$2000.00			

date	Transaction for SMSF	notes	debit		credit	
18						
26.11.2020	Transfer from xx6889 First Mover Also Alert Trader	credit			\$999.00	
1.12.2020	26/11/2020 First Mover Trader	invoice TD663127	\$999.00			
5.12.20	Fat Tail Media debit via xx4478 card	annual fee for TF293728 Rock Stock Insider	\$19.00			
23.12.2020	From Compass Superfund	for trading account			\$600.00	
23.12.2020	Returned to Compass Superfund	Returned to bank as not sent to trading account				
-----	STATEMENT 49	-----	-----			
19.1.2021	Godaddy	Domain names held in S Richards name	269.34			
11.2.2021	Port Phillip Publishing	fee for annual renewal of	\$16.00			
9.3.2021	Office works	Stationary	\$9.66			
11.3.2020	Port Phillip Publishing card xx4478 debited	Rock Stock Insider	\$149.00			
18.3.2020	Port Phillip Publishing was already paid	refunded as billed inaccurately to card on file				\$149.00
-----	STATEMENT 50					
9.4.2021	From Compass Superfund xx6889 depict credit	iPhone 12				\$850.00
9.4.2021	Transfer to Compass Superfund repay for the phone	iPhone 12	\$750.00			
13.4.2021	OfficeWorks	Stationary and refund of item	\$51.28			\$28.00
13.4.21	JB HIFI	iPhone 12 purchase	1248.90			
2.5.21	Transfer to CBA compass via APP		\$125.00			
2.5.20	An acc		\$125.00			
20 May 2020	AHPRA	Nursing Practise Registration	\$180.00			
20.5.2021	Godaddy	Domain name in my name	\$44.21			
11.6.2021	Credit Transfer from xx6889 Port Phillip Subscription	Small Cap Sub				597
	Paid to Port Philip Publishing via card xx4478	Small Cap subscription	597			
30.6.2020	Paid for Port Phillip Publishing sub from my account returned this amount to Compass Superfund	Refund of sub	597			

Table 1

ASTODAY PTY LTD at for COMPASS SUPERFUND	066163 10696889	Account CDIA	DEBIT	STATEMENT 8	Credit	
20/7/20	INTERACTIVE BR AUS NetBank BPAY 216671 8307975420000 8 U7975420		-\$20,000.00			
2/8/20	Independent Reserve SMSF account ADAXRKF		-\$9000.00			
22/8/20	Transfer xx8458 Shae Russell Trader	Port Phillip Publishing Hard Money Trader received	-\$1999.00			
24/8/10	Transfer to xx8458 Trader Subscription		-\$2000.00			
6/9/20	ATO payment for SMSF via card xx8458		-\$2244.64			
10/9/20	Interactive Brokers. IBKR Acc U797420		-\$20000.00			
8/41	Independent Reserve ADAXRKF		-\$10000.00			
17/9/20	Independent Reserve ADAXRKF		-\$9000.00			
18/9/20	From CBA xx8458 via App	Returned from Fat Tail Media Credit			\$1999.00	
7/10/20	Independent Reserve ADAXRKF	credit			\$7000.00	
27/10/20	Independent Reserve ADAXRKF		-\$5000.00			
17/11/20	To XX8458 card as in store deposit Diamonds for Compass Superfund	Soklich Co Diamonds Invoice #001-07545 Supply ARGLYLE Pink Diamonds total of \$23570.00	-\$2000.00			
0	Transfer to xx8458 card for the Safety Deposit Box	Invoice 0224 Perth Safety Deposit Box 67 with Insurance	-\$370.00			
19/11/20	Withdrawn from Independent Reserve ADAXRKF	deposit			\$9320.00	
19/11/20	Transfer to Soklich and Co via BSB	Invoice 00107545 Soklich and Co Payment for DIAMONDS	-\$20000.00			
23/11/20	Withdrawal from IBKR 1/ ASTODAY PTY LTD ATF COMPASS SUP REF 2020112300017381	CREDIT			\$17500.00	

ASTODAY PTY LTD at for COMPASS SUPERFUND	066163 10696889	Account CDIA	DEBIT	STATEMENT 8	Credit	
24 Nov	Perth Mint Shop BPay Invoice 107545 collected in person taken to Perth Safety deposit Box	Invoice 962430 3 Units Gold cast 1OZ 9999 \$2602.88 each \$7808.64	-\$7,808.64			
24/11/20	Transfer to other Bank NetBank INV00107545 Arg Pk	Soklich &CO Agryle Pink Diamonds	-\$1570.00			
26/11/21	Transfer to card xx8458 NetBank 1st Mov Algo Alert	Port Philip Publishing and Fat Tail Media group for trading Also servece	-\$999.00			
3/12/20	INTERACTIVE BR AUS NetBank BPAY 216671 8307975420000 8 U7975420		-\$6000.00			
Statement 9						
23/12/20	Transfer tp xx8458 for silver		-\$600.00			
23/12/20	Returned from xx8458	did not place an order with Perth Mint			\$600.00	
5/1/20	INTERACTIVE BR AUS NetBank BPAY 216671 8307975420000 8 8307975420000 8IBKr	Trading Account	-\$2000.00			
4/2/21	Credit from Independent Reserve				\$2550.00	
4/2/21	Perth Mint Shop collected and deposited to Perth Safety deposit box	Bullion Inv 968951 1oz Eagle Nugget \$2545.75 2 units Silver bar 10 oz \$792 each	\$3339.55			
5/2/21	ASIC fee		-\$137.00			
8/2/21	withdrawal from Independent Reserve	CREDIT			\$2300.00	
9 /04/2021	Transfer to xx8458 card for Iphone 12 mini		-\$850.00			
9/4/21	Transfer back to Compass iPhone 12				\$850.00	
	Transfer to xx8458 Stationery		\$50.00			
26/5/21	Other Bank Mora Wealth for SMSF Tax return		-\$1265.00			

ASTODAY PTY LTD at for COMPASS SUPERFUND	066163 10696889	Account CDIA	DEBIT	STATEMENT 8	Credit	
Statement 10						
9/6/21	Port Philip Publishing subscription	Receipt as New Money Investor 9/06/2021 Retained this service and returned \$597 below	_\$597			
	Paid Perth Safety Deposit boxes for 1 year box and insurance 2022	Invoice 0465				
	transfer from personal CBA to Compass Superfund	paid from my personal account instead of using Compass Funds			\$597.00	

N - NOTES ON JOB

F - FINANCIAL REPORT

Financial statements and reports for the year ended 30 June 2021

Compass Superfund

Operating Statement

Statement of Financial Position

Notes to the Financial Statements

Trustees Declaration

Statement of Taxable Income

Members Statement

Investment Summary

Market Movement

CGT Register

Investment Income

Realised Capital Gains

Unrealised Capital Gains

Trustee Minute / Resolution

Trial Balance

Compass Superfund
Operating Statement

For the year ended 30 June 2021



	Note	2021 \$	2020 \$
Income			
Investment Income			
Trust Distributions	8	0	179
Dividends Received	7	410	48
Interest Received		37	191
Investment Gains			
Changes in Market Values	9	34,090	908
Contribution Income			
Personal Non Concessional		501	0
Transfers In		0	55,000
Other Income			
Total Income		35,038	56,326
Expenses			
Accountancy Fees		935	1,705
ATO Supervisory Levy		259	259
Auditor's Remuneration		330	660
ASIC Fees		55	54
Advisor Fees		0	898
Bank Charges		50	50
Investment Expenses		2,493	464
Fines		82	80
		4,204	4,169
Total Expenses		4,204	4,170
Benefits accrued as a result of operations before income tax		30,835	52,157
Income Tax Expense		(191)	(78)
Benefits accrued as a result of operations		31,026	52,235

The accompanying notes form part of these financial statements.

Refer to compilation report

Compass Superfund
Statement of Financial Position



As at 30 June 2021

	Note	2021 \$	2020 \$
Assets			
Investments			
Cryptocurrency	2	25,357	2,602
Collectables (Coins, Stamps, Wine and Other Personal Use Assets)	3	51,338	0
Loans to Associated Entities (In house loans) - Unitised	4	173	421
Managed Investments (Australian)	5	65,370	41,923
Total Investments		<u>142,238</u>	<u>44,946</u>
Other Assets			
Sundry Debtors		2,150	0
CBA Direct Investment Account 6889		1,784	84,060
Independent Reserve		19,980	6,296
Income Tax Refundable		269	92
Total Other Assets		<u>24,183</u>	<u>90,448</u>
Total Assets		<u>166,421</u>	<u>135,394</u>
Net assets available to pay benefits		<u>166,421</u>	<u>135,394</u>
Represented by:			
Liability for accrued benefits allocated to members' accounts			
Richards, Sally - Accumulation		166,421	135,394
Total Liability for accrued benefits allocated to members' accounts		<u>166,421</u>	<u>135,394</u>

The accompanying notes form part of these financial statements.

Refer to compilation report

Note 1: Summary of Significant Accounting Policies

The trustees have prepared the financial statements on the basis that the Superannuation Fund is a non-reporting entity because there are no users dependent on general purpose financial statements. The financial statements are therefore special purpose financial statements that have been prepared in order to meet the requirements of the Superannuation Industry (Supervision) Act 1993 and associated Regulations, the trust deed of the Fund and the needs of members.

The financial statements have been prepared on a cash basis and are based on historical costs, except for investments which have been measured at market value.

The following significant accounting policies, which are consistent with the policies applied in the previous period unless otherwise stated, have been adopted in the preparation of the financial statements.

The financial statements were authorised for issue by the Director(s).

a. Measurement of Investments

The Fund initially recognises:

- (i) an investment when it controls the future economic benefits expected to flow from the asset. For financial assets, the trade date is considered to be the date on which control of the future economic benefits attributable to the asset passes to the Fund; and
- (ii) a financial liability on the date it becomes a party to the contractual provisions of the instrument.

Investments of the Fund have been measured at market value, which refers to the amount that a willing buyer could reasonably be expected to pay to acquire an asset from a willing seller if the following assumptions were made:

- that the buyer and the seller deal with each other at arm's length in relation to the sale;
- that the sale occurred after proper marketing of the asset; and
- that the buyer and the seller acted knowledgeably and prudentially in relation to the sale.

Market value has been determined as follows:

- (i) shares and other securities listed on the Australian Securities Exchange by reference to the relevant market quotations at the end of the reporting period;
- (ii) units in managed funds by reference to the unit redemption price at the end of the reporting period;
- (iii) fixed-interest securities by reference to the redemption price at the end of the reporting period;
- (iv) unlisted investments are stated at trustees' assessment based on estimated market value at balance date or where necessary, an external valuer's opinion; and
- (v) investment properties at the trustees' assessment of the market value or where necessary a qualified independent valuer's opinion at the end of reporting period.

Financial liabilities, such as trade creditors and other payables, are measured at the gross value of the outstanding balance at the end of the reporting period. The trustees have determined that the gross values of the Fund's financial liabilities is equivalent to their market values. Any remeasurement changes in the gross values of non-current financial liabilities (including liabilities for members' accrued benefits) are recognised in the operating statement in the periods in which they occur.

b. Cash and Cash Equivalents

Cash and cash equivalents include cash on hand and at call, deposits with banks and short-term, highly liquid investments that are readily convertible to cash and subject to an insignificant risk of change in value.

c. Revenue

Revenue is recognised to the extent that it is probable that the economic benefits will flow to the Fund and the revenue can be reliably measured. Revenue is recognised at the fair value of the consideration received or receivable.

Compass Superfund

Notes to the Financial Statements

For the year ended 30 June 2021



Interest revenue

Interest revenue is recognised in respect of fixed-interest securities, and cash and cash equivalent balances. Interest revenue is recognised upon receipt.

Dividend revenue

Dividend revenue is recognised when the dividend has been paid or, in the case of dividend reinvestment schemes, when the dividend is credited to the benefit of the fund.

Rental revenue

Rental revenue arising from operating leases on investment properties is recognised upon receipt.

Distribution revenue

Distributions from unit trusts and managed funds are recognised as at the date the unit value is quoted ex-distribution and if not received at the end of the reporting period, are reflected in the statement of financial position as a receivable at market value.

Remeasurement changes in market values

Remeasurement changes in the market values of assets are recognised as income and determined as the difference between the market value at year-end or consideration received (if sold during the year) and the market value as at the prior year-end or cost (if acquired during the period).

Contributions

Contributions and transfers in are recognised when the control and the benefits from the revenue have been attained and are recorded by the Fund, gross of any taxes, in the period to which they relate.

d. Liability for Accrued Benefits

The liability for accrued benefits represents the Fund's present obligation to pay benefits to members and beneficiaries, and has been calculated as the difference between the carrying amount of the assets and the carrying amount of the other payables and income tax liabilities as at the end of the reporting period.

e. Critical Accounting Estimates and Judgements

The preparation of financial statements requires the trustees to make judgements, estimates and assumptions that affect the application of accounting policies and the reported amounts of assets and liabilities, income and expenses. Actual results may differ from these estimates.

Estimates and underlying assumptions are reviewed on an ongoing basis. Revisions to accounting estimates are recognised in the period in which the estimate is revised and in any future period affected.

Note 2: Cryptocurrency

	2021 \$	2020 \$
AAVE	617	0
Cardano	159	0
Bitcoin	507	1,274
Compound	701	0
Polkadot	205	0
Ethereum- ETH	7,951	980

Notes to the Financial Statements

For the year ended 30 June 2021

The Graph	166	0
Chainlink	376	0
LTC	2,238	297
Maker	455	0
PERTH MINT GOLD TOKEN	11,891	0
Synthetix Network Token	92	0
0x (ZRX)	0	51
	25,358	2,602

Note 3: Collectables (Coins, Stamps, Wine and Other Personal Use Assets)

	2021 \$	2020 \$
Argyle Pink Diamonds (weight 0.100ct)	32,600	0
Argyle Pink Diamonds (weight 0.150ct)	8,600	0
1oz 2021 Golden Eagle Nugget Gold Coin 99.9%	2,360	0
1oz Gold Cast Perth Mint Bars 99.99%	7,081	0
10 oz Silver bar	697	0
	51,338	0

Note 4: Loans to Associated Entities (In house loans) - Unitised

	2021 \$	2020 \$
In House Loans- Compass SF	173	421
	173	421

Note 5: Managed Investments (Australian)

	2021 \$	2020 \$
Sharelord Investor	65,370	41,923
	65,370	41,923

Note 6: Banks and Term Deposits

	2021 \$	2020 \$
Banks		
CBA Direct Investment Account 6889	1,784	84,060
Independent Reserve	19,980	6,296

Notes to the Financial Statements

For the year ended 30 June 2021

	21,764	90,356
Note 7: Dividends		
	2021	2020
	\$	\$
Sharelord Investor	410	48
	410	48
Note 8: Trust Distributions		
	2021	2020
	\$	\$
Sharelord Investor	0	179
	0	179
Note 9: Changes in Market Values		
Unrealised Movements in Market Value		
	2021	2020
	\$	\$
Collectables (Coins, Stamps, Wine and Other Personal Use Assets)		
10 oz Silver bar	(96)	0
1oz 2021 Golden Eagle Nugget Gold Coin 99.9%	(186)	0
1oz Gold Cast Perth Mint Bars 99.99%	(728)	0
Argyle Pink Diamonds (weight 0.100ct)	13,960	0
Argyle Pink Diamonds (weight 0.150ct)	3,670	0
	16,620	0
Cryptocurrency		
AAVE	(165)	0
Bitcoin	60	(26)
Cardano	(21)	0
Chainlink	(144)	0
Compound	(118)	0
Ethereum- ETH	3,211	(46)
LTC	1,255	(29)
Maker	38	0

Notes to the Financial Statements

For the year ended 30 June 2021

PERTH MINT GOLD TOKEN	(490)	0
Polkadot	(66)	0
Synthetix Network Token	(139)	0
The Graph	(174)	0
	3,247	(101)
Managed Investments (Australian)		
Sharelord Investor	(7,188)	6,069
	(7,188)	6,069
Total Unrealised Movement	12,679	5,968
Realised Movements in Market Value		
	2021	2020
	\$	\$
Cryptocurrency		
Ox (ZRX)	1,278	(11)
AAVE	37	0
Augur (REP)	0	7
Bitcoin	3,039	(3,082)
Chainlink	776	0
Compound	500	0
Ethereum- ETH	14,894	(1,889)
KYBER NETWORK LEGACY	44	0
LTC	1,394	0
OmiseGo	31	(33)
PERTH MINT GOLD TOKEN	(796)	0
Polkadot	46	0
Stellar	158	0
The Graph	1	0
XRP	0	(51)
yearn.finance	8	0
	21,410	(5,059)
Total Realised Movement	21,410	(5,059)
Changes in Market Values	34,089	908

Compass Superfund

Notes to the Financial Statements

For the year ended 30 June 2021



Compass Superfund
Astoday Pty Ltd ACN: 615996793
Trustees Declaration

The directors of the trustee company have determined that the fund is not a reporting entity and that the special purpose financial statements should be prepared in accordance with the accounting policies described in Note 1 to the financial statements.

The directors of the trustee company declare that:

- (i) the financial statements and notes to the financial statements for the year ended 30 June 2021 present fairly, in all material respects, the financial position of the superannuation fund at 30 June 2021 and the results of its operations for the year ended on that date in accordance with the accounting policies described in Note 1 to the financial statements;
- (ii) the financial statements and notes to the financial statements have been prepared in accordance with the requirements of the trust deed; and
- (iii) the operation of the superannuation fund has been carried out in accordance with its trust deed and in compliance with the requirements of the Superannuation Industry (Supervision) Act 1993 and associated Regulations during the year ended 30 June 2021.

Specifically, the directors of the trustee company declare that:

- in accordance with s120 of the Superannuation Industry (Supervision) Act 1993, no individual trustee has been or is a disqualified person;
- the fund has satisfactory title to all assets, all assets are unencumbered and free from charge as prescribed by s50 of the Superannuation Industry (Supervision) Act 1993 and reg13.14 of the Superannuation Industry (Supervision) Act 1994; and
- to the knowledge of the directors of the trustee company, there have been no events or transactions subsequent to the balance date which could have a material impact on the fund. Where such events have occurred, the effect of such events has been accounted and noted in the fund's financial statements.

Signed in accordance with a resolution of the directors of the trustee company by:

.....
Sally Richards
Astoday Pty Ltd
Director

Dated this day of

Compass Superfund
Statement of Taxable Income



For the year ended 30 June 2021

	2021
	\$
Benefits accrued as a result of operations	30,835.00
Less	
Increase in MV of investments	12,679.00
Realised Accounting Capital Gains	21,411.00
Non Taxable Contributions	501.00
	<u>34,591.00</u>
Add	
Other Non Deductible Expenses	82.00
Franking Credits	180.00
TFN Credits - Dividends	11.00
	<u>273.00</u>
SMSF Annual Return Rounding	(1.00)
Taxable Income or Loss	<u>(3,484.00)</u>
Income Tax on Taxable Income or Loss	0.00
Less	
Franking Credits	180.34
TAX PAYABLE	<u>(180.34)</u>
Less	
TFN Credits	10.60
CURRENT TAX OR REFUND	<u>(190.94)</u>
Supervisory Levy	259.00
AMOUNT DUE OR REFUNDABLE	<u>68.06</u>

Compass Superfund Members Statement



Sally Royal Richards
17 Hockin Street
WILLAGEE, Western Australia, 6156, Australia

Your Details		Nominated Beneficiaries	N/A
Date of Birth :	Provided	Vested Benefits	166,421
Age:	65	Total Death Benefit	166,421
Tax File Number:	Provided		
Date Joined Fund:	18/11/2016		
Service Period Start Date:	01/06/1990		
Date Left Fund:			
Member Code:	RICSAL00001A		
Account Start Date:	18/11/2016		
Account Phase:	Accumulation Phase		
Account Description:	Accumulation		

Your Balance	
Total Benefits	166,421
<u>Preservation Components</u>	
Preserved	135,395
Unrestricted Non Preserved	31,026
Restricted Non Preserved	
<u>Tax Components</u>	
Tax Free	2,749
Taxable	163,672
Investment Earnings Rate	22%

Your Detailed Account Summary		This Year	Last Year
Opening balance at 01/07/2020		135,395	83,160
<u>Increases to Member account during the period</u>			
Employer Contributions			
Personal Contributions (Concessional)			
Personal Contributions (Non Concessional)		501	
Government Co-Contributions			
Other Contributions			
Proceeds of Insurance Policies			
Transfers In			55,000
Net Earnings		30,525	(2,765)
Internal Transfer In			
<u>Decreases to Member account during the period</u>			
Pensions Paid			
Contributions Tax			
Income Tax			
No TFN Excess Contributions Tax			
Excess Contributions Tax			
Refund Excess Contributions			
Division 293 Tax			
Insurance Policy Premiums Paid			
Management Fees			
Member Expenses			
Benefits Paid/Transfers Out			
Superannuation Surcharge Tax			
Internal Transfer Out			
Closing balance at 30/06/2021		166,421	135,395

Compass Superfund Investment Summary Report



As at 30 June 2021

Investment	Units	Market Price	Market Value	Average Cost	Accounting Cost	Unrealised Gain/(Loss)	Gain/(Loss)%	Portfolio Weight%
Cash/Bank Accounts								
CBA Direct Investment Account 6889		1,784.000000	1,784.00	1,784.00	1,784.00			1.09 %
Independent Reserve		19,979.780000	19,979.78	19,979.78	19,979.78			12.18 %
			21,763.78		21,763.78			13.27 %
Collectables (Coins, Stamps, Wine and Other Personal Use Assets)								
SILVERBAR 10 oz Silver bar	2.00	348.350000	696.70	396.40	792.80	(96.10)	(12.12) %	0.42 %
GOLD1 1oz 2021 Golden Eagle Nugget Gold Coin 99.9%	1.00	2,360.350000	2,360.35	2,546.75	2,546.75	(186.40)	(7.32) %	1.44 %
GOLDBAR 1oz Gold Cast Perth Mint Bars 99.99%	3.00	2,360.350000	7,081.05	2,602.88	7,808.64	(727.59)	(9.32) %	4.32 %
DIAMONDS Argyle Pink Diamonds (weight 0.100ct)	2.00	16,300.000000	32,600.00	9,320.00	18,640.00	13,960.00	74.89 %	19.88 %
DIAMONDS2 Argyle Pink Diamonds (weight 0.150ct)	10.00	860.000000	8,600.00	493.00	4,930.00	3,670.00	74.44 %	5.24 %
			51,338.10		34,718.19	16,619.91	47.87 %	31.30 %
Cryptocurrency								
AAVE.COIN AAVE	2.00	308.305000	616.61	390.94	781.88	(165.27)	(21.14) %	0.38 %
BITC Bitcoin	0.01	46,058.347723	506.78	43,018.27	473.33	33.45	7.07 %	0.31 %
ADA.COIN Cardano	90.00	1.762666	158.64	1.99	179.28	(20.64)	(11.51) %	0.10 %
LINK.COIN Chainlink	15.00	25.070000	376.05	34.64	519.59	(143.54)	(27.63) %	0.23 %
COMP.COIN Compound	1.70	412.235294	700.80	481.87	819.18	(118.38)	(14.45) %	0.43 %
ETH Ethereum- ETH	2.80	2,839.650000	7,951.02	1,709.15	4,785.61	3,165.41	66.14 %	4.85 %
LTC LTC	12.00	186.539166	2,238.47	84.42	1,013.06	1,225.41	120.96 %	1.36 %
MKR.COIN Maker	0.13	3,499.923076	454.99	3,206.69	416.87	38.12	9.14 %	0.28 %
PMGT.COIN PERTH MINT GOLD TOKEN	5.10	2,331.609803	11,891.21	2,427.60	12,380.78	(489.57)	(3.95) %	7.25 %
DOT.COIN Polkadot	10.00	20.494000	204.94	27.14	271.35	(66.41)	(24.47) %	0.12 %
SNX.COIN Synthetix Network Token	10.00	9.230000	92.30	23.08	230.84	(138.54)	(60.02) %	0.06 %
GRT.COIN The Graph	208.00	0.796201	165.61	1.63	339.41	(173.80)	(51.21) %	0.10 %
			25,357.42		22,211.18	3,146.24	14.17 %	15.46 %
Loans to Associated Entities (In house loans) - Unithised								

Compass Superfund
Investment Summary Report



As at 30 June 2021

Investment	Units	Market Price	Market Value	Average Cost	Accounting Cost	Unrealised Gain/(Loss)	Gain/(Loss)%	Portfolio Weight%
In House - In House Loans- Compass SF Compass SF	1.00	173.030000	173.03	421.03	421.03	(248.00)	(58.90) %	0.11 %
			173.03		421.03	(248.00)	(58.90) %	0.11 %
Managed Investments (Australian)								
SHARELO Sharelord Investor	1.00	65,369.560000	65,369.56	68,882.34	68,882.34	(3,512.78)	(5.10) %	39.86 %
			65,369.56		68,882.34	(3,512.78)	(5.10) %	39.86 %
			164,001.89		147,996.52	16,005.37	10.81 %	100.00 %

Compass Superfund Market Movement Report



As at 30 June 2021

Investment	Date	Description	Unrealised				Realised			Total
			Units	Accounting Cost Movement	Market Movement	Depreciation	Balance	Consideration	Accounting Cost Base	
AAVE - AAVE										
	23/12/2020	Purchase	1.95	207.36	0.00	0.00	207.36	0.00	0.00	0.00
	23/12/2020	Purchase	0.05	5.70	0.00	0.00	213.06	0.00	0.00	0.00
	05/01/2021	Disposal	(2.00)	(213.06)	0.00	0.00	0.00	297.51	213.06	84.45
	06/02/2021	Purchase	0.02	18.37	0.00	0.00	18.37	0.00	0.00	0.00
	06/02/2021	Purchase	0.99	746.21	0.00	0.00	764.58	0.00	0.00	0.00
	06/02/2021	Purchase	0.39	290.66	0.00	0.00	1,055.24	0.00	0.00	0.00
	20/02/2021	Purchase	0.05	27.63	0.00	0.00	1,082.87	0.00	0.00	0.00
	04/03/2021	Purchase	0.62	288.41	0.00	0.00	1,371.28	0.00	0.00	0.00
	22/03/2021	Purchase	1.00	473.36	0.00	0.00	1,844.64	0.00	0.00	0.00
	01/04/2021	Disposal	(1.00)	(753.75)	0.00	0.00	1,090.89	485.56	753.75	(268.19)
	02/04/2021	Disposal	(0.68)	(438.00)	0.00	0.00	652.89	345.74	438.00	(92.26)
	02/04/2021	Disposal	(0.32)	(151.48)	0.00	0.00	501.41	162.70	151.48	11.22
	12/05/2021	Disposal	(0.07)	(32.42)	0.00	0.00	468.99	46.89	32.42	14.47
	13/05/2021	Disposal	(1.00)	(469.00)	0.00	0.00	(0.01)	756.20	469.00	287.20
	25/05/2021	Purchase	1.00	472.35	0.00	0.00	472.34	0.00	0.00	0.00
	15/06/2021	Purchase	1.00	309.54	0.00	0.00	781.88	0.00	0.00	0.00
	30/06/2021	Revaluation	0.00	0.00	(165.27)	0.00	616.61	0.00	0.00	0.00
	30/06/2021		2.00	781.88	(165.27)	0.00	616.61	2,094.60	2,057.71	36.89
ADA - Cardano										
	11/06/2021	Purchase	90.00	179.28	0.00	0.00	179.28	0.00	0.00	0.00
	30/06/2021	Revaluation	0.00	0.00	(20.64)	0.00	158.64	0.00	0.00	0.00
	30/06/2021		90.00	179.28	(20.64)	0.00	158.64	0.00	0.00	0.00
BITC - Bitcoin										
	01/07/2020	Opening Balance	0.10	0.00	0.00	0.00	1,274.19	0.00	0.00	0.00
	14/07/2020	Purchase	0.03	401.99	0.00	0.00	1,676.18	0.00	0.00	0.00
	21/07/2020	Disposal	(0.02)	(208.04)	0.00	0.00	1,468.14	199.09	208.04	(8.95)
	21/07/2020	Writeback	0.00	0.00	3.13	0.00	1,471.27	0.00	0.00	0.00
	23/07/2020	Disposal	(0.02)	(270.72)	0.00	0.00	1,200.55	264.09	270.72	(6.63)
	23/07/2020	Writeback	0.00	0.00	4.13	0.00	1,204.68	0.00	0.00	0.00
	24/07/2020	Disposal	(0.03)	(351.78)	0.00	0.00	852.90	353.23	351.78	1.45
	24/07/2020	Writeback	0.00	0.00	5.47	0.00	858.37	0.00	0.00	0.00
	28/07/2020	Purchase	0.06	852.60	0.00	0.00	1,710.97	0.00	0.00	0.00
	01/08/2020	Purchase	0.07	1,153.07	0.00	0.00	2,864.04	0.00	0.00	0.00
	01/08/2020	Purchase	0.04	739.43	0.00	0.00	3,603.47	0.00	0.00	0.00

Compass Superfund
Market Movement Report



As at 30 June 2021

Investment	Date	Description	Unrealised				Realised			Total
			Units	Accounting Cost Movement	Market Movement	Depreciation	Balance	Consideration	Accounting Cost Base	
	02/08/2020	Disposal	(0.06)	(911.73)	0.00	0.00	2,691.74	859.36	911.73	(52.37)
	02/08/2020	Writeback	0.00	0.00	3.19	0.00	2,694.93	0.00	0.00	0.00
	06/08/2020	Purchase	0.20	3,258.41	0.00	0.00	5,953.34	0.00	0.00	0.00
	08/08/2020	Purchase	0.10	1,607.49	0.00	0.00	7,560.83	0.00	0.00	0.00
	16/08/2020	Disposal	(0.10)	(1,638.35)	0.00	0.00	5,922.48	1,647.52	1,638.35	9.17
	16/08/2020	Writeback	0.00	0.00	2.16	0.00	5,924.64	0.00	0.00	0.00
	17/08/2020	Disposal	(0.17)	(2,708.50)	0.00	0.00	3,216.14	2,758.29	2,708.50	49.79
	17/08/2020	Writeback	0.00	0.00	3.60	0.00	3,219.74	0.00	0.00	0.00
	17/08/2020	Disposal	(0.03)	(541.15)	0.00	0.00	2,678.59	558.24	541.15	17.09
	17/08/2020	Writeback	0.00	0.00	0.73	0.00	2,679.32	0.00	0.00	0.00
	17/08/2020	Disposal	(0.15)	(2,348.21)	0.00	0.00	331.11	2,574.53	2,348.21	226.32
	17/08/2020	Writeback	0.00	0.00	3.35	0.00	334.46	0.00	0.00	0.00
	17/08/2020	Disposal	(0.02)	(334.99)	0.00	0.00	(0.53)	416.66	334.99	81.67
	17/08/2020	Writeback	0.00	0.00	0.54	0.00	0.01	0.00	0.00	0.00
	21/08/2020	Purchase	0.02	412.30	0.00	0.00	412.31	0.00	0.00	0.00
	21/08/2020	Purchase	0.20	3,296.50	0.00	0.00	3,708.81	0.00	0.00	0.00
	21/08/2020	Purchase	0.10	1,645.18	0.00	0.00	5,353.99	0.00	0.00	0.00
	21/08/2020	Purchase	0.15	2,542.01	0.00	0.00	7,896.00	0.00	0.00	0.00
	22/08/2020	Purchase	0.10	1,619.16	0.00	0.00	9,515.16	0.00	0.00	0.00
	17/09/2020	Purchase	0.07	1,127.20	0.00	0.00	10,642.36	0.00	0.00	0.00
	28/09/2020	Disposal	(0.07)	(1,219.94)	0.00	0.00	9,422.42	1,145.31	1,219.94	(74.63)
	06/10/2020	Disposal	(0.00)	(21.86)	0.00	0.00	9,400.56	19.80	21.86	(2.06)
	06/10/2020	Disposal	(0.20)	(3,276.40)	0.00	0.00	6,124.16	2,970.15	3,276.40	(306.25)
	06/10/2020	Disposal	(0.06)	(974.90)	0.00	0.00	5,149.26	885.63	974.90	(89.27)
	06/10/2020	Disposal	(0.12)	(1,976.20)	0.00	0.00	3,173.06	1,799.10	1,976.20	(177.10)
	08/10/2020	Disposal	(0.10)	(1,624.86)	0.00	0.00	1,548.20	1,513.41	1,624.86	(111.45)
	09/10/2020	Disposal	(0.04)	(588.05)	0.00	0.00	960.15	566.46	588.05	(21.59)
	09/10/2020	Disposal	(0.06)	(960.13)	0.00	0.00	0.02	965.84	960.13	5.71
	09/11/2020	Purchase	0.02	383.29	0.00	0.00	383.31	0.00	0.00	0.00
	09/11/2020	Purchase	0.01	210.25	0.00	0.00	593.56	0.00	0.00	0.00
	09/11/2020	Purchase	0.01	209.84	0.00	0.00	803.40	0.00	0.00	0.00
	16/11/2020	Disposal	(0.04)	(803.38)	0.00	0.00	0.02	842.21	803.38	38.83
	06/12/2020	Purchase	0.03	778.09	0.00	0.00	778.11	0.00	0.00	0.00
	06/12/2020	Purchase	0.02	605.67	0.00	0.00	1,383.78	0.00	0.00	0.00
	16/12/2020	Disposal	(0.05)	(1,383.76)	0.00	0.00	0.02	1,419.50	1,383.76	35.74
	23/12/2020	Purchase	0.03	1,044.70	0.00	0.00	1,044.72	0.00	0.00	0.00

Compass Superfund
Market Movement Report



As at 30 June 2021

Investment	Date	Description	Unrealised				Realised			Total
			Units	Accounting Cost Movement	Market Movement	Depreciation	Balance	Consideration	Accounting Cost Base	
	26/12/2020	Disposal	(0.03)	(1,044.70)	0.00	0.00	0.02	1,078.79	1,044.70	34.09
	03/01/2021	Purchase	0.02	907.16	0.00	0.00	907.18	0.00	0.00	0.00
	12/01/2021	Purchase	0.02	811.11	0.00	0.00	1,718.29	0.00	0.00	0.00
	13/01/2021	Purchase	0.01	446.24	0.00	0.00	2,164.53	0.00	0.00	0.00
	17/01/2021	Disposal	(0.02)	(930.51)	0.00	0.00	1,234.02	1,001.96	930.51	71.45
	20/01/2021	Purchase	0.01	457.28	0.00	0.00	1,691.30	0.00	0.00	0.00
	23/01/2021	Purchase	0.04	1,696.51	0.00	0.00	3,387.81	0.00	0.00	0.00
	26/01/2021	Purchase	0.04	1,696.04	0.00	0.00	5,083.85	0.00	0.00	0.00
	03/02/2021	Purchase	0.03	1,496.87	0.00	0.00	6,580.72	0.00	0.00	0.00
	05/02/2021	Disposal	(0.03)	(1,496.87)	0.00	0.00	5,083.85	1,574.29	1,496.87	77.42
	08/02/2021	Disposal	(0.02)	(935.95)	0.00	0.00	4,147.90	1,137.87	935.95	201.92
	21/02/2021	Disposal	(0.00)	(124.31)	0.00	0.00	4,023.59	213.71	124.31	89.40
	21/02/2021	Disposal	(0.05)	(1,986.76)	0.00	0.00	2,036.83	3,431.77	1,986.76	1,445.01
	22/02/2021	Disposal	(0.01)	(253.40)	0.00	0.00	1,783.43	443.68	253.40	190.28
	22/02/2021	Disposal	(0.00)	(162.00)	0.00	0.00	1,621.43	287.64	162.00	125.64
	22/02/2021	Disposal	(0.00)	(74.10)	0.00	0.00	1,547.33	133.84	74.10	59.74
	22/02/2021	Disposal	(0.01)	(331.25)	0.00	0.00	1,216.08	598.48	331.25	267.23
	02/03/2021	Purchase	0.04	2,534.70	0.00	0.00	3,750.78	0.00	0.00	0.00
	02/03/2021	Purchase	0.02	951.31	0.00	0.00	4,702.09	0.00	0.00	0.00
	07/03/2021	Disposal	(0.00)	(15.66)	0.00	0.00	4,686.43	16.03	15.66	0.37
	07/03/2021	Disposal	(0.01)	(634.21)	0.00	0.00	4,052.22	656.70	634.21	22.49
	07/03/2021	Disposal	(0.01)	(618.28)	0.00	0.00	3,433.94	632.70	618.28	14.42
	08/03/2021	Disposal	(0.01)	(633.67)	0.00	0.00	2,800.27	665.53	633.67	31.86
	09/03/2021	Disposal	(0.01)	(633.67)	0.00	0.00	2,166.60	676.60	633.67	42.93
	09/03/2021	Disposal	(0.01)	(633.67)	0.00	0.00	1,532.93	686.55	633.67	52.88
	09/03/2021	Disposal	(0.01)	(519.51)	0.00	0.00	1,013.42	706.45	519.51	186.94
	10/03/2021	Disposal	(0.01)	(405.34)	0.00	0.00	608.08	716.40	405.34	311.06
	12/03/2021	Disposal	(0.01)	(405.34)	0.00	0.00	202.74	741.28	405.34	335.94
	22/03/2021	Purchase	0.02	1,114.04	0.00	0.00	1,316.78	0.00	0.00	0.00
	23/03/2021	Purchase	0.00	293.46	0.00	0.00	1,610.24	0.00	0.00	0.00
	01/04/2021	Disposal	(0.02)	(1,610.17)	0.00	0.00	0.07	1,844.92	1,610.17	234.75
	25/04/2021	Purchase	0.00	110.49	0.00	0.00	110.56	0.00	0.00	0.00
	13/05/2021	Purchase	0.00	245.25	0.00	0.00	355.81	0.00	0.00	0.00
	20/05/2021	Disposal	(0.01)	(355.74)	0.00	0.00	0.07	288.76	355.74	(66.98)
	25/05/2021	Purchase	0.01	495.20	0.00	0.00	495.27	0.00	0.00	0.00
	28/05/2021	Purchase	0.01	497.35	0.00	0.00	992.62	0.00	0.00	0.00

Compass Superfund
Market Movement Report



As at 30 June 2021

Investment	Date	Description	Unrealised				Realised			Total
			Units	Accounting Cost Movement	Market Movement	Depreciation	Balance	Consideration	Accounting Cost Base	
	28/05/2021	Purchase	0.01	447.61	0.00	0.00	1,440.23	0.00	0.00	0.00
	28/05/2021	Purchase	0.02	1,242.63	0.00	0.00	2,682.86	0.00	0.00	0.00
	03/06/2021	Disposal	(0.01)	(497.35)	0.00	0.00	2,185.51	493.11	497.35	(4.24)
	08/06/2021	Disposal	(0.00)	(77.14)	0.00	0.00	2,108.37	66.90	77.14	(10.24)
	08/06/2021	Disposal	(0.04)	(2,108.30)	0.00	0.00	0.07	1,830.96	2,108.30	(277.34)
	21/06/2021	Purchase	0.01	505.22	0.00	0.00	505.29	0.00	0.00	0.00
	21/06/2021	Purchase	0.02	653.24	0.00	0.00	1,158.53	0.00	0.00	0.00
	21/06/2021	Purchase	0.02	860.48	0.00	0.00	2,019.01	0.00	0.00	0.00
	27/06/2021	Disposal	(0.04)	(1,545.68)	0.00	0.00	473.33	1,531.88	1,545.68	(13.80)
	30/06/2021	Revaluation	0.00	0.00	33.45	0.00	506.78	0.00	0.00	0.00
	30/06/2021		0.01	(827.16)	59.75	0.00	506.78	43,215.22	40,176.53	3,038.69
COMP - Compound										
	26/12/2020	Purchase	0.60	102.51	0.00	0.00	102.51	0.00	0.00	0.00
	26/12/2020	Purchase	0.40	68.34	0.00	0.00	170.85	0.00	0.00	0.00
	06/01/2021	Disposal	(1.00)	(170.85)	0.00	0.00	0.00	217.91	170.85	47.06
	23/03/2021	Purchase	1.50	735.66	0.00	0.00	735.66	0.00	0.00	0.00
	01/04/2021	Disposal	(0.50)	(245.22)	0.00	0.00	490.44	298.00	245.22	52.78
	17/05/2021	Disposal	(1.00)	(490.39)	0.00	0.00	0.05	890.44	490.39	400.05
	18/05/2021	Disposal	(0.00)	(0.05)	0.00	0.00	0.00	0.09	0.05	0.04
	19/05/2021	Purchase	0.20	118.19	0.00	0.00	118.19	0.00	0.00	0.00
	25/05/2021	Purchase	1.00	516.07	0.00	0.00	634.26	0.00	0.00	0.00
	19/06/2021	Purchase	0.50	184.92	0.00	0.00	819.18	0.00	0.00	0.00
	30/06/2021	Revaluation	0.00	0.00	(118.38)	0.00	700.80	0.00	0.00	0.00
	30/06/2021		1.70	819.18	(118.38)	0.00	700.80	1,406.44	906.51	499.93
DIAMONDS - Argyle Pink Diamonds (weight 0.100ct)										
	24/11/2020	Purchase	2.00	18,640.00	0.00	0.00	18,640.00	0.00	0.00	0.00
	30/06/2021	Revaluation	0.00	0.00	13,960.00	0.00	32,600.00	0.00	0.00	0.00
	30/06/2021		2.00	18,640.00	13,960.00	0.00	32,600.00	0.00	0.00	0.00
DIAMONDS2 - Argyle Pink Diamonds (weight 0.150ct)										
	24/11/2020	Purchase	10.00	4,930.00	0.00	0.00	4,930.00	0.00	0.00	0.00
	30/06/2021	Revaluation	0.00	0.00	3,670.00	0.00	8,600.00	0.00	0.00	0.00
	30/06/2021		10.00	4,930.00	3,670.00	0.00	8,600.00	0.00	0.00	0.00

Compass Superfund Market Movement Report



As at 30 June 2021

Investment	Date	Description	Unrealised				Realised			Total
			Units	Accounting Cost Movement	Market Movement	Depreciation	Balance	Consideration	Accounting Cost Base	
DOT - Polkadot										
	23/02/2021	Purchase	9.50	361.36	0.00	0.00	361.36	0.00	0.00	0.00
	23/02/2021	Purchase	0.50	19.02	0.00	0.00	380.38	0.00	0.00	0.00
	07/03/2021	Disposal	(5.00)	(190.19)	0.00	0.00	190.19	240.76	190.19	50.57
	23/03/2021	Purchase	2.00	92.46	0.00	0.00	282.65	0.00	0.00	0.00
	23/04/2021	Purchase	3.00	114.57	0.00	0.00	397.22	0.00	0.00	0.00
	17/05/2021	Disposal	(5.00)	(207.03)	0.00	0.00	190.19	256.21	207.03	49.18
	25/05/2021	Purchase	5.00	140.70	0.00	0.00	330.89	0.00	0.00	0.00
	08/06/2021	Disposal	(5.00)	(190.19)	0.00	0.00	140.70	136.41	190.19	(53.78)
	12/06/2021	Purchase	5.00	130.65	0.00	0.00	271.35	0.00	0.00	0.00
	30/06/2021	Revaluation	0.00	0.00	(66.41)	0.00	204.94	0.00	0.00	0.00
	30/06/2021		10.00	271.35	(66.41)	0.00	204.94	633.38	587.41	45.97
ETH - Ethereum- ETH										
	01/07/2020	Opening Balance	3.00	0.00	0.00	0.00	980.04	0.00	0.00	0.00
	13/07/2020	Purchase	1.00	352.45	0.00	0.00	1,332.49	0.00	0.00	0.00
	01/08/2020	Purchase	3.00	1,512.02	0.00	0.00	2,844.51	0.00	0.00	0.00
	01/08/2020	Purchase	1.60	868.32	0.00	0.00	3,712.83	0.00	0.00	0.00
	02/08/2020	Purchase	0.92	511.39	0.00	0.00	4,224.22	0.00	0.00	0.00
	16/08/2020	Disposal	(6.00)	(2,748.56)	0.00	0.00	1,475.66	3,529.17	2,748.56	780.61
	16/08/2020	Writeback	0.00	0.00	34.68	0.00	1,510.34	0.00	0.00	0.00
	16/08/2020	Disposal	(3.52)	(1,521.44)	0.00	0.00	(11.10)	2,073.38	1,521.44	551.94
	16/08/2020	Writeback	0.00	0.00	11.13	0.00	0.03	0.00	0.00	0.00
	22/08/2020	Purchase	7.72	4,349.01	0.00	0.00	4,349.04	0.00	0.00	0.00
	22/08/2020	Purchase	1.81	1,017.31	0.00	0.00	5,366.35	0.00	0.00	0.00
	17/09/2020	Purchase	1.00	525.62	0.00	0.00	5,891.97	0.00	0.00	0.00
	21/09/2020	Purchase	2.00	1,015.05	0.00	0.00	6,907.02	0.00	0.00	0.00
	19/10/2020	Disposal	(3.00)	(1,690.18)	0.00	0.00	5,216.84	1,585.04	1,690.18	(105.14)
	23/10/2020	Disposal	(9.52)	(5,216.81)	0.00	0.00	0.03	5,591.65	5,216.81	374.84
	09/11/2020	Purchase	3.00	1,883.95	0.00	0.00	1,883.98	0.00	0.00	0.00
	09/11/2020	Purchase	2.00	1,262.28	0.00	0.00	3,146.26	0.00	0.00	0.00
	09/11/2020	Purchase	1.00	607.82	0.00	0.00	3,754.08	0.00	0.00	0.00
	21/11/2020	Disposal	(2.00)	(1,262.28)	0.00	0.00	2,491.80	1,393.00	1,262.28	130.72
	23/12/2020	Purchase	2.00	1,694.43	0.00	0.00	4,186.23	0.00	0.00	0.00
	03/01/2021	Purchase	1.00	1,005.00	0.00	0.00	5,191.23	0.00	0.00	0.00
	04/01/2021	Disposal	(1.00)	(1,005.00)	0.00	0.00	4,186.23	1,373.10	1,005.00	368.10

Compass Superfund
Market Movement Report



As at 30 June 2021

Investment	Date	Description	Unrealised				Realised			Total
			Units	Accounting Cost Movement	Market Movement	Depreciation	Balance	Consideration	Accounting Cost Base	
	04/01/2021	Purchase	1.00	1,212.03	0.00	0.00	5,398.26	0.00	0.00	0.00
	07/01/2021	Disposal	(1.00)	(1,212.03)	0.00	0.00	4,186.23	1,501.46	1,212.03	289.43
	07/01/2021	Disposal	(1.00)	(847.21)	0.00	0.00	3,339.02	1,592.00	847.21	744.79
	12/01/2021	Purchase	2.00	2,796.92	0.00	0.00	6,135.94	0.00	0.00	0.00
	16/01/2021	Purchase	1.35	1,956.43	0.00	0.00	8,092.37	0.00	0.00	0.00
	17/01/2021	Disposal	(1.00)	(1,449.21)	0.00	0.00	6,643.16	1,641.75	1,449.21	192.54
	19/01/2021	Disposal	(1.00)	(1,416.22)	0.00	0.00	5,226.94	1,741.25	1,416.22	325.03
	21/01/2021	Disposal	(1.35)	(1,887.92)	0.00	0.00	3,339.02	2,122.34	1,887.92	234.42
	22/01/2021	Purchase	0.50	685.91	0.00	0.00	4,024.93	0.00	0.00	0.00
	22/01/2021	Purchase	0.50	685.91	0.00	0.00	4,710.84	0.00	0.00	0.00
	05/02/2021	Disposal	(1.00)	(1,371.82)	0.00	0.00	3,339.02	2,182.41	1,371.82	810.59
	23/02/2021	Purchase	0.40	735.66	0.00	0.00	4,074.68	0.00	0.00	0.00
	23/02/2021	Purchase	0.25	435.16	0.00	0.00	4,509.84	0.00	0.00	0.00
	28/02/2021	Purchase	0.50	910.03	0.00	0.00	5,419.87	0.00	0.00	0.00
	28/02/2021	Purchase	1.00	1,740.66	0.00	0.00	7,160.53	0.00	0.00	0.00
	28/02/2021	Disposal	(0.25)	(459.79)	0.00	0.00	6,700.74	447.50	459.79	(12.29)
	01/03/2021	Disposal	(1.00)	(1,795.13)	0.00	0.00	4,905.61	1,849.71	1,795.13	54.58
	02/03/2021	Purchase	1.00	2,010.00	0.00	0.00	6,915.61	0.00	0.00	0.00
	04/03/2021	Disposal	(1.00)	(2,010.00)	0.00	0.00	4,905.61	2,011.89	2,010.00	1.89
	01/04/2021	Disposal	(2.00)	(2,476.60)	0.00	0.00	2,429.01	5,024.75	2,476.60	2,548.15
	01/04/2021	Disposal	(0.10)	(62.80)	0.00	0.00	2,366.21	257.51	62.80	194.71
	17/05/2021	Disposal	(0.01)	(6.61)	0.00	0.00	2,359.60	47.03	6.61	40.42
	17/05/2021	Disposal	(0.99)	(621.37)	0.00	0.00	1,738.23	4,420.52	621.37	3,799.15
	19/05/2021	Purchase	0.50	1,674.83	0.00	0.00	3,413.06	0.00	0.00	0.00
	20/05/2021	Disposal	(0.50)	(1,674.83)	0.00	0.00	1,738.23	1,854.68	1,674.83	179.85
	25/05/2021	Purchase	1.00	3,358.10	0.00	0.00	5,096.33	0.00	0.00	0.00
	25/05/2021	Purchase	0.50	1,658.25	0.00	0.00	6,754.58	0.00	0.00	0.00
	25/05/2021	Purchase	1.00	3,305.44	0.00	0.00	10,060.02	0.00	0.00	0.00
	28/05/2021	Purchase	0.50	1,768.94	0.00	0.00	11,828.96	0.00	0.00	0.00
	31/05/2021	Disposal	(1.00)	(3,447.99)	0.00	0.00	8,380.97	3,303.40	3,447.99	(144.59)
	04/06/2021	Disposal	(0.50)	(1,679.05)	0.00	0.00	6,701.92	1,704.74	1,679.05	25.69
	08/06/2021	Disposal	(0.31)	(1,017.17)	0.00	0.00	5,684.75	990.02	1,017.17	(27.15)
	08/06/2021	Disposal	(0.69)	(2,293.80)	0.00	0.00	3,390.95	2,237.95	2,293.80	(55.85)
	08/06/2021	Disposal	(1.00)	(1,966.71)	0.00	0.00	1,424.24	3,212.85	1,966.71	1,246.14
	08/06/2021	Disposal	(1.00)	(627.98)	0.00	0.00	796.26	3,229.57	627.98	2,601.59
	21/06/2021	Purchase	1.00	2,895.41	0.00	0.00	3,691.67	0.00	0.00	0.00

Compass Superfund Market Movement Report



As at 30 June 2021

Investment	Date	Description	Unrealised				Realised			Total
			Units	Accounting Cost Movement	Market Movement	Depreciation	Balance	Consideration	Accounting Cost Base	
	21/06/2021	Purchase	0.50	1,385.90	0.00	0.00	5,077.57	0.00	0.00	0.00
	22/06/2021	Purchase	0.50	1,155.75	0.00	0.00	6,233.32	0.00	0.00	0.00
	27/06/2021	Disposal	(0.50)	(1,447.71)	0.00	0.00	4,785.61	1,191.87	1,447.71	(255.84)
	30/06/2021	Revaluation	0.00	0.00	3,165.41	0.00	7,951.02	0.00	0.00	0.00
	30/06/2021		2.80	3,759.76	3,211.22	0.00	7,951.02	58,110.54	43,216.22	14,894.32
GOLD1 - 1oz 2021 Golden Eagle Nugget Gold Coin 99.9%										
	04/02/2021	Purchase	1.00	2,546.75	0.00	0.00	2,546.75	0.00	0.00	0.00
	30/06/2021	Revaluation	0.00	0.00	(186.40)	0.00	2,360.35	0.00	0.00	0.00
	30/06/2021		1.00	2,546.75	(186.40)	0.00	2,360.35	0.00	0.00	0.00
GOLDBAR - 1oz Gold Cast Perth Mint Bars 99.99%										
	24/11/2020	Purchase	3.00	7,808.64	0.00	0.00	7,808.64	0.00	0.00	0.00
	30/06/2021	Revaluation	0.00	0.00	(727.59)	0.00	7,081.05	0.00	0.00	0.00
	30/06/2021		3.00	7,808.64	(727.59)	0.00	7,081.05	0.00	0.00	0.00
GRT - The Graph										
	28/02/2021	Purchase	12.00	26.15	0.00	0.00	26.15	0.00	0.00	0.00
	13/03/2021	Purchase	100.00	220.22	0.00	0.00	246.37	0.00	0.00	0.00
	03/04/2021	Disposal	(4.00)	(8.81)	0.00	0.00	237.56	10.15	8.81	1.34
	28/05/2021	Purchase	100.00	101.85	0.00	0.00	339.41	0.00	0.00	0.00
	30/06/2021	Revaluation	0.00	0.00	(173.80)	0.00	165.61	0.00	0.00	0.00
	30/06/2021		208.00	339.41	(173.80)	0.00	165.61	10.15	8.81	1.34
In House_Compass SF - In House Loans- Compass SF										
	01/07/2020	Opening Balance	1.00	0.00	0.00	0.00	421.03	0.00	0.00	0.00
	01/07/2020	Revaluation	0.00	0.00	(248.00)	0.00	173.03	0.00	0.00	0.00
	30/06/2021	Revaluation	0.00	0.00	(172.03)	0.00	1.00	0.00	0.00	0.00
	30/06/2021	Revaluation	0.00	0.00	171.03	0.00	172.03	0.00	0.00	0.00
	30/06/2021	Revaluation	0.00	0.00	1.00	0.00	173.03	0.00	0.00	0.00
	30/06/2021		1.00	0.00	(248.00)	0.00	173.03	0.00	0.00	0.00
KNCL - KYBER NETWORK LEGACY										
	19/02/2021	Purchase	40.00	100.90	0.00	0.00	100.90	0.00	0.00	0.00
	18/03/2021	Disposal	(15.00)	(37.84)	0.00	0.00	63.06	52.24	37.84	14.40
	02/04/2021	Disposal	(25.00)	(63.06)	0.00	0.00	0.00	92.78	63.06	29.72
	30/06/2021		0.00	0.00	0.00	0.00	0.00	145.02	100.90	44.12

Compass Superfund Market Movement Report



As at 30 June 2021

Investment	Date	Description	Unrealised				Realised			Total
			Units	Accounting Cost Movement	Market Movement	Depreciation	Balance	Consideration	Accounting Cost Base	
LINK - Chainlink										
	26/12/2020	Purchase	46.00	699.92	0.00	0.00	699.92	0.00	0.00	0.00
	06/02/2021	Disposal	(23.00)	(349.96)	0.00	0.00	349.96	753.48	349.96	403.52
	28/02/2021	Disposal	(23.00)	(349.96)	0.00	0.00	0.00	722.02	349.96	372.06
	19/05/2021	Purchase	3.00	111.56	0.00	0.00	111.56	0.00	0.00	0.00
	19/05/2021	Purchase	2.00	71.36	0.00	0.00	182.92	0.00	0.00	0.00
	19/05/2021	Purchase	9.90	333.31	0.00	0.00	516.23	0.00	0.00	0.00
	19/05/2021	Purchase	0.10	3.36	0.00	0.00	519.59	0.00	0.00	0.00
	30/06/2021	Revaluation	0.00	0.00	(143.54)	0.00	376.05	0.00	0.00	0.00
	30/06/2021		15.00	519.59	(143.54)	0.00	376.05	1,475.50	699.92	775.58
LTC - LTC										
	01/07/2020	Opening Balance	5.00	0.00	0.00	0.00	297.15	0.00	0.00	0.00
	13/07/2020	Purchase	2.70	175.67	0.00	0.00	472.82	0.00	0.00	0.00
	13/07/2020	Purchase	1.30	84.82	0.00	0.00	557.64	0.00	0.00	0.00
	28/07/2020	Purchase	1.00	75.38	0.00	0.00	633.02	0.00	0.00	0.00
	02/08/2020	Purchase	4.00	334.67	0.00	0.00	967.69	0.00	0.00	0.00
	08/08/2020	Purchase	0.06	4.68	0.00	0.00	972.37	0.00	0.00	0.00
	08/08/2020	Purchase	0.05	3.74	0.00	0.00	976.11	0.00	0.00	0.00
	08/08/2020	Purchase	0.04	2.99	0.00	0.00	979.10	0.00	0.00	0.00
	08/08/2020	Purchase	0.86	69.50	0.00	0.00	1,048.60	0.00	0.00	0.00
	18/08/2020	Disposal	(4.88)	(405.87)	0.00	0.00	642.73	461.28	405.87	55.41
	18/08/2020	Writeback	0.00	0.00	9.59	0.00	652.32	0.00	0.00	0.00
	18/08/2020	Disposal	(4.88)	(330.70)	0.00	0.00	321.62	461.28	330.70	130.58
	18/08/2020	Writeback	0.00	0.00	9.59	0.00	331.21	0.00	0.00	0.00
	18/08/2020	Disposal	(2.46)	(160.40)	0.00	0.00	170.81	232.46	160.40	72.06
	18/08/2020	Writeback	0.00	0.00	4.83	0.00	175.64	0.00	0.00	0.00
	18/08/2020	Disposal	(2.28)	(148.26)	0.00	0.00	27.38	215.20	148.26	66.94
	18/08/2020	Writeback	0.00	0.00	4.47	0.00	31.85	0.00	0.00	0.00
	18/08/2020	Disposal	(0.50)	(32.83)	0.00	0.00	(0.98)	47.66	32.83	14.83
	18/08/2020	Writeback	0.00	0.00	0.99	0.00	0.01	0.00	0.00	0.00
	22/08/2020	Purchase	15.00	1,266.30	0.00	0.00	1,266.31	0.00	0.00	0.00
	23/12/2020	Purchase	3.00	458.28	0.00	0.00	1,724.59	0.00	0.00	0.00
	23/12/2020	Purchase	2.00	283.41	0.00	0.00	2,008.00	0.00	0.00	0.00
	23/12/2020	Purchase	2.00	281.40	0.00	0.00	2,289.40	0.00	0.00	0.00
	25/12/2020	Disposal	(2.00)	(305.52)	0.00	0.00	1,983.88	318.40	305.52	12.88

Compass Superfund
Market Movement Report



As at 30 June 2021

Investment	Date	Description	Unrealised				Realised			Total
			Units	Accounting Cost Movement	Market Movement	Depreciation	Balance	Consideration	Accounting Cost Base	
	07/01/2021	Disposal	(2.00)	(294.46)	0.00	0.00	1,689.42	497.50	294.46	203.04
	11/01/2021	Purchase	0.03	5.11	0.00	0.00	1,694.53	0.00	0.00	0.00
	11/01/2021	Purchase	0.02	4.08	0.00	0.00	1,698.61	0.00	0.00	0.00
	11/01/2021	Purchase	0.02	3.26	0.00	0.00	1,701.87	0.00	0.00	0.00
	11/01/2021	Purchase	1.62	266.04	0.00	0.00	1,967.91	0.00	0.00	0.00
	12/01/2021	Purchase	0.37	63.56	0.00	0.00	2,031.47	0.00	0.00	0.00
	12/01/2021	Purchase	1.42	241.87	0.00	0.00	2,273.34	0.00	0.00	0.00
	12/01/2021	Purchase	0.21	36.27	0.00	0.00	2,309.61	0.00	0.00	0.00
	10/02/2021	Disposal	(1.00)	(170.85)	0.00	0.00	2,138.76	248.75	170.85	77.90
	18/02/2021	Purchase	1.00	300.49	0.00	0.00	2,439.25	0.00	0.00	0.00
	23/02/2021	Disposal	(0.44)	(133.48)	0.00	0.00	2,305.77	99.00	133.48	(34.48)
	23/02/2021	Disposal	(1.26)	(286.60)	0.00	0.00	2,019.17	279.89	286.60	(6.71)
	18/05/2021	Disposal	(1.00)	(165.93)	0.00	0.00	1,853.24	398.00	165.93	232.07
	19/05/2021	Purchase	1.00	225.12	0.00	0.00	2,078.36	0.00	0.00	0.00
	08/06/2021	Disposal	(2.00)	(388.94)	0.00	0.00	1,689.42	405.16	388.94	16.22
	08/06/2021	Disposal	(6.00)	(676.36)	0.00	0.00	1,013.06	1,215.73	676.36	539.37
	22/06/2021	Purchase	1.00	151.76	0.00	0.00	1,164.82	0.00	0.00	0.00
	27/06/2021	Disposal	(1.00)	(151.76)	0.00	0.00	1,013.06	166.17	151.76	14.41
	30/06/2021	Revaluation	0.00	0.00	1,225.41	0.00	2,238.47	0.00	0.00	0.00
	30/06/2021		12.00	686.44	1,254.88	0.00	2,238.47	5,046.48	3,651.96	1,394.52
MKR - Maker										
	20/06/2021	Purchase	0.05	174.87	0.00	0.00	174.87	0.00	0.00	0.00
	21/06/2021	Purchase	0.02	67.08	0.00	0.00	241.95	0.00	0.00	0.00
	22/06/2021	Purchase	0.06	174.92	0.00	0.00	416.87	0.00	0.00	0.00
	30/06/2021	Revaluation	0.00	0.00	38.12	0.00	454.99	0.00	0.00	0.00
	30/06/2021		0.13	416.87	38.12	0.00	454.99	0.00	0.00	0.00
OMG - OmiseGo										
	01/07/2020	Opening Balance	0.00	0.00	0.00	0.00	0.00	0.00	0.00	0.00
	18/02/2021	Purchase	10.00	83.71	0.00	0.00	83.71	0.00	0.00	0.00
	06/04/2021	Disposal	(10.00)	(83.71)	0.00	0.00	0.00	114.42	83.71	30.71
	06/04/2021	Disposal	(0.00)	0.00	0.00	0.00	0.00	0.00	0.00	0.00
	30/06/2021		0.00	0.00	0.00	0.00	0.00	114.42	83.71	30.71

Compass Superfund Market Movement Report

As at 30 June 2021



Investment	Date	Description	Unrealised				Realised			Total
			Units	Accounting Cost Movement	Market Movement	Depreciation	Balance	Consideration	Accounting Cost Base	
PMGT - PERTH MINT GOLD TOKEN										
	17/09/2020	Purchase	2.40	6,426.42	0.00	0.00	6,426.42	0.00	0.00	0.00
	17/09/2020	Purchase	1.00	2,677.68	0.00	0.00	9,104.10	0.00	0.00	0.00
	08/10/2020	Purchase	1.75	4,687.77	0.00	0.00	13,791.87	0.00	0.00	0.00
	09/11/2020	Disposal	(0.75)	(2,009.04)	0.00	0.00	11,782.83	2,006.67	2,009.04	(2.37)
	09/11/2020	Disposal	(0.51)	(1,361.36)	0.00	0.00	10,421.47	1,370.87	1,361.36	9.51
	16/11/2020	Purchase	1.00	2,605.97	0.00	0.00	13,027.44	0.00	0.00	0.00
	03/01/2021	Disposal	(0.03)	(80.36)	0.00	0.00	12,947.08	73.82	80.36	(6.54)
	17/01/2021	Disposal	(0.00)	(4.45)	0.00	0.00	12,942.63	3.94	4.45	(0.51)
	17/01/2021	Disposal	(0.00)	(3.35)	0.00	0.00	12,939.28	2.97	3.35	(0.38)
	17/01/2021	Disposal	(0.01)	(26.79)	0.00	0.00	12,912.49	23.76	26.79	(3.03)
	17/01/2021	Disposal	(0.03)	(80.36)	0.00	0.00	12,832.13	71.28	80.36	(9.08)
	17/01/2021	Disposal	(0.05)	(133.94)	0.00	0.00	12,698.19	118.80	133.94	(15.14)
	18/01/2021	Disposal	(0.02)	(44.63)	0.00	0.00	12,653.56	39.59	44.63	(5.04)
	18/01/2021	Disposal	(0.00)	(3.35)	0.00	0.00	12,650.21	2.97	3.35	(0.38)
	18/01/2021	Disposal	(0.00)	(4.45)	0.00	0.00	12,645.76	3.94	4.45	(0.51)
	18/01/2021	Disposal	(0.89)	(2,376.86)	0.00	0.00	10,268.90	2,108.80	2,376.86	(268.06)
	23/01/2021	Disposal	(0.86)	(2,307.60)	0.00	0.00	7,961.30	2,073.39	2,307.60	(234.21)
	03/02/2021	Disposal	(0.04)	(109.62)	0.00	0.00	7,851.68	98.99	109.62	(10.63)
	03/02/2021	Disposal	(0.96)	(2,568.05)	0.00	0.00	5,283.63	2,318.86	2,568.05	(249.19)
	01/03/2021	Purchase	0.05	112.91	0.00	0.00	5,396.54	0.00	0.00	0.00
	02/03/2021	Purchase	0.05	111.56	0.00	0.00	5,508.10	0.00	0.00	0.00
	22/03/2021	Purchase	0.50	1,129.62	0.00	0.00	6,637.72	0.00	0.00	0.00
	01/04/2021	Purchase	0.05	121.21	0.00	0.00	6,758.93	0.00	0.00	0.00
	02/04/2021	Purchase	0.16	364.47	0.00	0.00	7,123.40	0.00	0.00	0.00
	03/04/2021	Purchase	0.02	34.42	0.00	0.00	7,157.82	0.00	0.00	0.00
	03/04/2021	Purchase	0.11	252.52	0.00	0.00	7,410.34	0.00	0.00	0.00
	03/04/2021	Purchase	0.11	257.56	0.00	0.00	7,667.90	0.00	0.00	0.00
	03/04/2021	Purchase	0.03	67.59	0.00	0.00	7,735.49	0.00	0.00	0.00
	05/04/2021	Purchase	0.05	122.78	0.00	0.00	7,858.27	0.00	0.00	0.00
	05/04/2021	Purchase	0.46	1,060.78	0.00	0.00	8,919.05	0.00	0.00	0.00
	05/04/2021	Purchase	1.00	2,274.32	0.00	0.00	11,193.37	0.00	0.00	0.00
	22/06/2021	Purchase	0.50	1,187.41	0.00	0.00	12,380.78	0.00	0.00	0.00
	30/06/2021	Revaluation	0.00	0.00	(489.57)	0.00	11,891.21	0.00	0.00	0.00
	30/06/2021		5.10	12,380.78	(489.57)	0.00	11,891.21	10,318.65	11,114.21	(795.56)

Compass Superfund Market Movement Report

As at 30 June 2021



Investment	Date	Description	Unrealised				Realised			Total
			Units	Accounting Cost Movement	Market Movement	Depreciation	Balance	Consideration	Accounting Cost Base	
SHARELO - Sharelord Investor										
	01/07/2020	Opening Balance	1.00	0.00	0.00	0.00	41,922.97	0.00	0.00	0.00
	20/07/2020	Revaluation	0.00	0.00	20,000.00	0.00	61,922.97	0.00	0.00	0.00
	10/09/2020	Revaluation	0.00	0.00	20,000.00	0.00	81,922.97	0.00	0.00	0.00
	23/11/2020	Revaluation	0.00	0.00	(17,500.00)	0.00	64,422.97	0.00	0.00	0.00
	03/12/2020	Revaluation	0.00	0.00	6,000.00	0.00	70,422.97	0.00	0.00	0.00
	05/01/2021	Revaluation	0.00	0.00	2,000.00	0.00	72,422.97	0.00	0.00	0.00
	30/06/2021	Revaluation	0.00	0.00	134.62	0.00	72,557.59	0.00	0.00	0.00
	30/06/2021	Revaluation	0.00	0.00	(7,188.03)	0.00	65,369.56	0.00	0.00	0.00
	30/06/2021		1.00	0.00	23,446.59	0.00	65,369.56	0.00	0.00	0.00
SILVERBAR - 10 oz Silver bar										
	04/02/2021	Purchase	2.00	792.80	0.00	0.00	792.80	0.00	0.00	0.00
	30/06/2021	Revaluation	0.00	0.00	600.60	0.00	1,393.40	0.00	0.00	0.00
	30/06/2021	Revaluation	0.00	0.00	(696.70)	0.00	696.70	0.00	0.00	0.00
	30/06/2021		2.00	792.80	(96.10)	0.00	696.70	0.00	0.00	0.00
SNX1 - Synthetix Network Token										
	05/02/2021	Purchase	7.00	197.16	0.00	0.00	197.16	0.00	0.00	0.00
	19/05/2021	Purchase	1.00	15.98	0.00	0.00	213.14	0.00	0.00	0.00
	24/06/2021	Purchase	2.00	17.70	0.00	0.00	230.84	0.00	0.00	0.00
	30/06/2021	Revaluation	0.00	0.00	(138.54)	0.00	92.30	0.00	0.00	0.00
	30/06/2021		10.00	230.84	(138.54)	0.00	92.30	0.00	0.00	0.00
XLM1 - Stellar										
	26/12/2020	Purchase	1,037.00	200.10	0.00	0.00	200.10	0.00	0.00	0.00
	06/01/2021	Disposal	(1,037.00)	(200.10)	0.00	0.00	0.00	288.91	200.10	88.81
	28/02/2021	Purchase	177.00	101.75	0.00	0.00	101.75	0.00	0.00	0.00
	02/04/2021	Disposal	(100.00)	(57.49)	0.00	0.00	44.26	57.71	57.49	0.22
	02/04/2021	Disposal	(77.00)	(44.26)	0.00	0.00	0.00	44.44	44.26	0.18
	26/04/2021	Purchase	188.00	101.20	0.00	0.00	101.20	0.00	0.00	0.00
	15/05/2021	Disposal	(94.00)	(50.60)	0.00	0.00	50.60	86.05	50.60	35.45
	15/05/2021	Disposal	(0.00)	0.00	0.00	0.00	50.60	0.00	0.00	0.00
	17/05/2021	Disposal	(94.00)	(50.60)	0.00	0.00	0.00	83.99	50.60	33.39
	17/05/2021	Disposal	(0.00)	0.00	0.00	0.00	0.00	0.00	0.00	0.00
	30/06/2021		0.00	0.00	0.00	0.00	0.00	561.10	403.05	158.05

Compass Superfund Market Movement Report



As at 30 June 2021

Investment	Date	Description	Unrealised				Realised			Total
			Units	Accounting Cost Movement	Market Movement	Depreciation	Balance	Consideration	Accounting Cost Base	
YFI - yearn.finance										
	23/12/2020	Purchase	0.00	67.13	0.00	0.00	67.13	0.00	0.00	0.00
	23/12/2020	Purchase	0.02	536.37	0.00	0.00	603.50	0.00	0.00	0.00
	04/01/2021	Disposal	(0.02)	(603.50)	0.00	0.00	0.00	611.84	603.50	8.34
	30/06/2021		0.00	0.00	0.00	0.00	0.00	611.84	603.50	8.34
ZRX - 0x (ZRX)										
	01/07/2020	Opening Balance	105.00	0.00	0.00	0.00	51.09	0.00	0.00	0.00
	15/08/2020	Disposal	(105.00)	(50.65)	0.00	0.00	0.44	79.40	50.65	28.75
	15/08/2020	Writeback	0.00	0.00	(0.44)	0.00	0.00	0.00	0.00	0.00
	18/09/2020	Purchase	900.00	534.55	0.00	0.00	534.55	0.00	0.00	0.00
	26/12/2020	Purchase	111.00	55.67	0.00	0.00	590.22	0.00	0.00	0.00
	07/02/2021	Disposal	(444.29)	(263.88)	0.00	0.00	326.34	866.45	263.88	602.57
	07/02/2021	Disposal	(55.71)	(33.09)	0.00	0.00	293.25	108.65	33.09	75.56
	23/02/2021	Disposal	(43.00)	(25.54)	0.00	0.00	267.71	72.73	25.54	47.19
	23/02/2021	Disposal	(156.00)	(92.66)	0.00	0.00	175.05	263.87	92.66	171.21
	23/02/2021	Disposal	(156.00)	(92.66)	0.00	0.00	82.39	263.87	92.66	171.21
	23/02/2021	Disposal	(156.00)	(82.40)	0.00	0.00	(0.01)	263.87	82.40	181.47
	30/06/2021	Revaluation	0.00	0.00	0.01	0.00	0.00	0.00	0.00	0.00
	30/06/2021		0.00	(50.66)	(0.43)	0.00	0.00	1,918.84	640.88	1,277.96
Total Market Movement					43,065.89				21,410.86	64,476.75

Compass Superfund CGT Register Report



As at 30 June 2021

Investment	Transaction Date	Contract Date	CGT Transaction Type	Units	Cost Base	Cost Base Adj Tax Def	Cost Base Adj Tax Free	Reduced Cost Base	Adjusted Cost Base	Net Other Capital Gain	Net Indexed Gain	Gross Discounted Gain	CGT Loss
------------	------------------	---------------	----------------------	-------	-----------	-----------------------	------------------------	-------------------	--------------------	------------------------	------------------	-----------------------	----------

Collectables (Coins, Stamps, Wine and Other Personal Use Assets)

SILVERBAR - 10 oz Silver bar

04/02/2021 04/02/2021 Purchase 2.00 792.80

GOLD1 - 1oz 2021 Golden Eagle Nugget Gold Coin 99.9%

04/02/2021 04/02/2021 Purchase 1.00 2,546.75

GOLDBAR - 1oz Gold Cast Perth Mint Bars 99.99%

24/11/2020 24/11/2020 Purchase 3.00 7,808.64

DIAMONDS - Argyle Pink Diamonds (weight 0.100ct)

17/11/2020 17/11/2020 Purchase 2.00 18,640.00

DIAMONDS2 - Argyle Pink Diamonds (weight 0.150ct)

17/11/2020 17/11/2020 Purchase 10.00 4,930.00

Cryptocurrency

ZRX - 0x (ZRX)

15/08/2020 15/08/2020 Disposal (105.00) 0.00 50.65 50.65 28.75

18/09/2020 18/09/2020 Purchase 900.00 534.55

26/12/2020 25/12/2020 Purchase 111.00 55.67

07/02/2021 06/02/2021 Disposal (444.29) 0.00 263.88 263.88 602.57

07/02/2021 06/02/2021 Disposal (55.71) 0.00 33.09 33.09 75.56

Compass Superfund
CGT Register Report



As at 30 June 2021

Investment	Transaction	Contract	CGT	Units	Cost Base	Cost Base Adj	Cost Base Adj	Reduced Cost	Adjusted Cost	Net Other	Net Indexed	Gross	CGT Loss
Date	Date	Date	Transaction			Tax Def	Tax Free	Base	Base	Capital Gain	Gain	Discounted	
			Type									Gain	
Cryptocurrency													
	06/02/2021	05/02/2021	Purchase	0.39	290.66								
	06/02/2021	05/02/2021	Purchase	0.02	18.37								
	20/02/2021	19/02/2021	Purchase	0.05	27.63								
	04/03/2021	04/03/2021	Purchase	0.62	288.41								
	22/03/2021	22/03/2021	Purchase	1.00	473.36								
	01/04/2021	31/03/2021	Disposal	(0.99)		0.00		746.21	746.21				(265.51)
	01/04/2021	31/03/2021	Disposal	(0.01)		0.00		7.54	7.54				(2.68)
	02/04/2021	02/04/2021	Disposal	(0.23)		0.00		108.87	108.87	8.07			
	02/04/2021	02/04/2021	Disposal	(0.05)		0.00		27.63	27.63				(2.21)
	02/04/2021	02/04/2021	Disposal	(0.38)		0.00		283.12	283.12				(92.14)

Compass Superfund
CGT Register Report



As at 30 June 2021

Investment	Transaction Date	Contract Date	CGT Transaction Type	Units	Cost Base	Cost Base Adj Tax Def	Cost Base Adj Tax Free	Reduced Cost Base	Adjusted Cost Base	Net Other Capital Gain	Net Indexed Gain	Gross Discounted Gain	CGT Loss
Cryptocurrency													
	02/04/2021	02/04/2021	Disposal	(0.02)		0.00		18.37	18.37				(5.97)
	02/04/2021	02/04/2021	Disposal	(0.32)		0.00		151.48	151.48	11.22			
	12/05/2021	12/05/2021	Disposal	(0.07)		0.00		32.42	32.42	14.47			
	13/05/2021	12/05/2021	Disposal	(0.38)		0.00		180.59	180.59	107.91			
	13/05/2021	12/05/2021	Disposal	(0.62)		0.00		288.41	288.41	179.29			
	25/05/2021	25/05/2021	Purchase	1.00	472.35								
	15/06/2021	15/06/2021	Purchase	1.00	309.54								
BITC - Bitcoin													
	14/07/2020	13/07/2020	Purchase	0.03	401.99								
	21/07/2020	21/07/2020	Disposal	(0.02)		0.00		208.04	208.04				(8.95)
	23/07/2020	22/07/2020	Disposal	(0.01)		0.00		118.16	118.16				(0.78)

Compass Superfund
CGT Register Report



As at 30 June 2021

Investment	Transaction	Contract	CGT	Units	Cost Base	Cost Base Adj	Cost Base Adj	Reduced	Adjusted	Net Other	Net Indexed	Gross	CGT Loss
Date	Date	Date	Transaction			Tax Def	Tax Free	Cost	Cost	Capital Gain	Gain	Discounted	
			Type					Base	Base			Gain	
Cryptocurrency													
	23/07/2020	22/07/2020	Disposal	(0.01)		0.00		152.56	152.56				(5.84)
	24/07/2020	24/07/2020	Disposal	(0.03)		0.00		351.78	351.78	1.45			
	28/07/2020	28/07/2020	Purchase	0.06	852.60								
	01/08/2020	01/08/2020	Purchase	0.07	1,153.07								
	01/08/2020	01/08/2020	Purchase	0.04	739.43								
	02/08/2020	02/08/2020	Disposal	(0.06)		0.00		911.73	911.73				(52.37)
	06/08/2020	06/08/2020	Purchase	0.20	3,258.41								
	08/08/2020	08/08/2020	Purchase	0.10	1,607.49								
	16/08/2020	16/08/2020	Disposal	(0.04)		0.00		657.58	657.58	7.39			
	16/08/2020	16/08/2020	Disposal	(0.01)		0.00		241.34	241.34				(0.17)

Compass Superfund
CGT Register Report



As at 30 June 2021

Investment	Transaction	Contract	CGT	Units	Cost Base	Cost Base Adj	Cost Base Adj	Reduced Cost	Adjusted Cost	Net Other	Net Indexed	Gross	CGT Loss
Date	Date	Date	Transaction			Tax Def	Tax Free	Base	Base	Capital Gain	Gain	Discounted	
			Type									Gain	
Cryptocurrency													
	21/08/2020	21/08/2020	Purchase	0.10	1,645.18								
	21/08/2020	21/08/2020	Purchase	0.15	2,542.01								
	21/08/2020	21/08/2020	Purchase	0.02	412.30								
	22/08/2020	21/08/2020	Purchase	0.10	1,619.16								
	17/09/2020	17/09/2020	Purchase	0.07	1,127.20								
	28/09/2020	28/09/2020	Disposal	(0.02)		0.00		412.30	412.30				(25.37)
	28/09/2020	28/09/2020	Disposal	(0.05)		0.00		807.64	807.64				(49.26)
	06/10/2020	06/10/2020	Disposal	(0.05)		0.00		809.40	809.40				(74.62)
	06/10/2020	06/10/2020	Disposal	(0.15)		0.00		2,467.00	2,467.00				(231.62)
	06/10/2020	06/10/2020	Disposal	(0.05)		0.00		835.78	835.78				(76.80)

Compass Superfund
CGT Register Report



As at 30 June 2021

Investment	Transaction	Contract	CGT	Units	Cost Base	Cost Base Adj	Cost Base Adj	Reduced Cost	Adjusted Cost	Net Other	Net Indexed	Gross	CGT Loss
Date	Date	Date	Transaction			Tax Def	Tax Free	Base	Base	Capital Gain	Gain	Discounted	
			Type									Gain	
Cryptocurrency													
	09/11/2020	09/11/2020	Purchase	0.01	209.84								
	16/11/2020	16/11/2020	Disposal	(0.01)		0.00		209.84	209.84	11.79			
	16/11/2020	16/11/2020	Disposal	(0.02)		0.00		383.29	383.29	15.65			
	16/11/2020	16/11/2020	Disposal	(0.01)		0.00		210.25	210.25	11.38			
	06/12/2020	05/12/2020	Purchase	0.03	778.09								
	06/12/2020	05/12/2020	Purchase	0.02	605.67								
	16/12/2020	16/12/2020	Disposal	(0.02)		0.00		605.67	605.67	17.85			
	16/12/2020	16/12/2020	Disposal	(0.03)		0.00		778.09	778.09	17.89			
	23/12/2020	23/12/2020	Purchase	0.03	1,044.70								
	26/12/2020	26/12/2020	Disposal	(0.03)		0.00		1,044.70	1,044.70	34.09			

Compass Superfund
CGT Register Report



As at 30 June 2021

Investment	Transaction	Contract	CGT	Units	Cost Base	Cost Base Adj	Cost Base Adj	Reduced Cost	Adjusted Cost	Net Other	Net Indexed	Gross	CGT Loss
Date	Date	Date	Transaction			Tax Def	Tax Free	Base	Base	Capital Gain	Gain	Discounted	
			Type									Gain	
Cryptocurrency													
	03/01/2021	02/01/2021	Purchase	0.02	907.16								
	12/01/2021	12/01/2021	Purchase	0.02	811.11								
	13/01/2021	12/01/2021	Purchase	0.01	446.24								
	17/01/2021	16/01/2021	Disposal	(0.00)		0.00		119.40	119.40	15.25			
	17/01/2021	16/01/2021	Disposal	(0.02)		0.00		811.11	811.11	56.21			
	20/01/2021	20/01/2021	Purchase	0.01	457.28								
	23/01/2021	23/01/2021	Purchase	0.04	1,696.51								
	26/01/2021	26/01/2021	Purchase	0.04	1,696.04								
	03/02/2021	03/02/2021	Purchase	0.03	1,496.87								
	05/02/2021	05/02/2021	Disposal	(0.03)		0.00		1,496.87	1,496.87	77.42			

Compass Superfund
CGT Register Report



As at 30 June 2021

Investment	Transaction	Contract	CGT	Units	Cost Base	Cost Base Adj	Cost Base Adj	Reduced Cost	Adjusted Cost	Net Other	Net Indexed	Gross	CGT Loss
Date	Date	Date	Transaction			Tax Def	Tax Free	Base	Base	Capital Gain	Gain	Discounted	
			Type									Gain	
Cryptocurrency													
	08/02/2021	08/02/2021	Disposal	(0.01)		0.00		478.67	478.67	124.64			
	08/02/2021	08/02/2021	Disposal	(0.01)		0.00		457.28	457.28	77.28			
	21/02/2021	21/02/2021	Disposal	(0.01)		0.00		566.39	566.39	422.33			
	21/02/2021	21/02/2021	Disposal	(0.00)		0.00		124.31	124.31	89.40			
	21/02/2021	21/02/2021	Disposal	(0.03)		0.00		1,093.53	1,093.53	786.29			
	21/02/2021	21/02/2021	Disposal	(0.01)		0.00		326.84	326.84	236.38			
	22/02/2021	21/02/2021	Disposal	(0.01)		0.00		253.40	253.40	190.28			
	22/02/2021	21/02/2021	Disposal	(0.00)		0.00		74.62	74.62	60.02			
	22/02/2021	21/02/2021	Disposal	(0.00)		0.00		87.37	87.37	65.62			
	22/02/2021	21/02/2021	Disposal	(0.00)		0.00		74.10	74.10	59.74			

Compass Superfund
CGT Register Report



As at 30 June 2021

Investment	Transaction	Contract	CGT	Units	Cost Base	Cost Base Adj	Cost Base Adj	Reduced Cost	Adjusted Cost	Net Other	Net Indexed	Gross	CGT Loss
Date	Date	Date	Transaction			Tax Def	Tax Free	Base	Base	Capital Gain	Gain	Discounted	
			Type									Gain	
Cryptocurrency													
	22/02/2021	21/02/2021	Disposal	(0.01)			0.00	331.25	331.25	267.23			
	02/03/2021	02/03/2021	Purchase	0.04	2,534.70								
	02/03/2021	02/03/2021	Purchase	0.02	951.31								
	07/03/2021	07/03/2021	Disposal	(0.00)			0.00	15.66	15.66	0.37			
	07/03/2021	07/03/2021	Disposal	(0.01)			0.00	634.21	634.21	22.49			
	07/03/2021	07/03/2021	Disposal	(0.00)			0.00	316.84	316.84	7.52			
	07/03/2021	07/03/2021	Disposal	(0.00)			0.00	301.44	301.44	6.90			
	08/03/2021	08/03/2021	Disposal	(0.01)			0.00	633.68	633.68	31.86			
	09/03/2021	08/03/2021	Disposal	(0.01)			0.00	633.68	633.68	42.92			
	09/03/2021	09/03/2021	Disposal	(0.01)			0.00	633.68	633.68	52.88			

Compass Superfund
CGT Register Report



As at 30 June 2021

Investment	Transaction	Contract	CGT	Units	Cost Base	Cost Base Adj	Cost Base Adj	Reduced Cost	Adjusted Cost	Net Other	Net Indexed	Gross	CGT Loss
Date	Date	Date	Transaction			Tax Def	Tax Free	Base	Base	Capital Gain	Gain	Discounted	
			Type									Gain	
Cryptocurrency													
	13/05/2021	13/05/2021	Purchase	0.00	245.25								
	20/05/2021	19/05/2021	Disposal	(0.00)		0.00		245.25	245.25				(42.61)
	20/05/2021	19/05/2021	Disposal	(0.00)		0.00		110.49	110.49				(24.37)
	25/05/2021	25/05/2021	Purchase	0.01	495.20								
	28/05/2021	28/05/2021	Purchase	0.02	1,242.63								
	28/05/2021	28/05/2021	Purchase	0.01	497.35								
	28/05/2021	28/05/2021	Purchase	0.01	447.61								
	03/06/2021	03/06/2021	Disposal	(0.01)		0.00		497.35	497.35				(4.24)
	08/06/2021	08/06/2021	Disposal	(0.02)		0.00		1,242.63	1,242.63				(164.30)
	08/06/2021	08/06/2021	Disposal	(0.01)		0.00		370.47	370.47				(49.17)

Compass Superfund CGT Register Report



As at 30 June 2021

Investment	Transaction Date	Contract Date	CGT Transaction Type	Units	Cost Base	Cost Base Adj Tax Def	Cost Base Adj Tax Free	Reduced Cost Base	Adjusted Cost Base	Net Other Capital Gain	Net Indexed Gain	Gross Discounted Gain	CGT Loss
Cryptocurrency													
	06/02/2021	06/02/2021	Disposal	(23.00)		0.00		349.96	349.96	403.52			
	28/02/2021	28/02/2021	Disposal	(23.00)		0.00		349.96	349.96	372.06			
	19/05/2021	19/05/2021	Purchase	0.10	3.36								
	19/05/2021	19/05/2021	Purchase	3.00	111.56								
	19/05/2021	19/05/2021	Purchase	2.00	71.36								
	19/05/2021	19/05/2021	Purchase	9.90	333.31								
COMP - Compound													
	26/12/2020	26/12/2020	Purchase	0.60	102.51								
	26/12/2020	26/12/2020	Purchase	0.40	68.34								
	06/01/2021	06/01/2021	Disposal	(0.60)		0.00		102.51	102.51	28.24			
	06/01/2021	06/01/2021	Disposal	(0.40)		0.00		68.34	68.34	18.82			

Compass Superfund
CGT Register Report



As at 30 June 2021

Investment	Transaction Date	Contract Date	CGT Transaction Type	Units	Cost Base	Cost Base Adj Tax Def	Cost Base Adj Tax Free	Reduced Cost Base	Adjusted Cost Base	Net Other Capital Gain	Net Indexed Gain	Gross Discounted Gain	CGT Loss
Cryptocurrency													
	21/11/2020	20/11/2020	Disposal	(2.00)		0.00		1,262.28	1,262.28	130.72			
	23/12/2020	23/12/2020	Purchase	2.00	1,694.43								
	03/01/2021	03/01/2021	Purchase	1.00	1,005.00								
	04/01/2021	04/01/2021	Purchase	1.00	1,212.03								
	04/01/2021	04/01/2021	Disposal	(1.00)		0.00		1,005.00	1,005.00	368.10			
	07/01/2021	06/01/2021	Disposal	(1.00)		0.00		1,212.03	1,212.03	289.43			
	07/01/2021	07/01/2021	Disposal	(1.00)		0.00		847.22	847.22	744.78			
	12/01/2021	12/01/2021	Purchase	2.00	2,796.92								
	16/01/2021	15/01/2021	Purchase	1.35	1,956.43								
	17/01/2021	16/01/2021	Disposal	(1.00)		0.00		1,449.21	1,449.21	192.54			

Compass Superfund
CGT Register Report



As at 30 June 2021

Investment	Transaction	Contract	CGT	Units	Cost Base	Cost Base Adj	Cost Base Adj	Reduced Cost	Adjusted Cost	Net Other	Net Indexed	Gross	CGT Loss
Date	Date	Date	Transaction			Tax Def	Tax Free	Base	Base	Capital Gain	Gain	Discounted	
			Type									Gain	
Cryptocurrency													
	28/02/2021	28/02/2021	Purchase	1.00	1,740.66								
	28/02/2021	28/02/2021	Disposal	(0.25)		0.00		459.79	459.79				(12.29)
	01/03/2021	28/02/2021	Disposal	(0.50)		0.00		910.03	910.03	14.82			
	01/03/2021	28/02/2021	Disposal	(0.35)		0.00		609.23	609.23	38.17			
	01/03/2021	28/02/2021	Disposal	(0.15)		0.00		275.87	275.87	1.58			
	02/03/2021	02/03/2021	Purchase	1.00	2,010.00								
	04/03/2021	04/03/2021	Disposal	(1.00)		0.00		2,010.00	2,010.00	1.89			
	01/04/2021	31/03/2021	Disposal	(0.65)		0.00		1,131.43	1,131.43	501.61			
	01/04/2021	31/03/2021	Disposal	(0.25)		0.00		435.16	435.16	192.93			
	01/04/2021	31/03/2021	Disposal	(1.00)		0.00		847.22	847.22	1,665.16			

Compass Superfund
CGT Register Report



As at 30 June 2021

Investment	Transaction	Contract	CGT	Units	Cost Base	Cost Base Adj	Cost Base Adj	Reduced	Adjusted	Net Other	Net Indexed	Gross	CGT Loss
	Date	Date	Transaction			Tax Def	Tax Free	Cost	Cost	Capital	Gain	Discounted	
			Type					Base	Base	Gain		Gain	
Cryptocurrency													
	08/08/2020	07/08/2020	Purchase	0.06	4.68								
	08/08/2020	08/08/2020	Purchase	0.05	3.74								
	08/08/2020	07/08/2020	Purchase	0.04	2.99								
	08/08/2020	07/08/2020	Purchase	0.86	69.50								
	18/08/2020	17/08/2020	Disposal	(1.00)		0.00		75.38	75.38	19.14			
	18/08/2020	17/08/2020	Disposal	(3.76)		0.00		245.62	245.62	109.79			
	18/08/2020	17/08/2020	Disposal	(1.22)		0.00		79.40	79.40	35.85			
	18/08/2020	17/08/2020	Disposal	(0.05)		0.00		3.74	3.74	0.63			
	18/08/2020	17/08/2020	Disposal	(1.24)		0.00		81.00	81.00	36.21			
	18/08/2020	17/08/2020	Disposal	(0.06)		0.00		4.68	4.68	0.78			

Compass Superfund
CGT Register Report



As at 30 June 2021

Investment	Transaction	Contract	CGT	Units	Cost Base	Cost Base Adj	Cost Base Adj	Reduced	Adjusted	Net Other	Net Indexed	Gross	CGT Loss
Date	Date	Date	Transaction			Tax Def	Tax Free	Cost	Cost	Capital Gain	Gain	Discounted	
			Type					Base	Base			Gain	
Cryptocurrency													
	12/01/2021	12/01/2021	Purchase	0.21	36.27								
	10/02/2021	10/02/2021	Disposal	(0.63)		0.00		107.29	107.29	48.92			
	10/02/2021	10/02/2021	Disposal	(0.37)		0.00		63.56	63.56	28.98			
	18/02/2021	18/02/2021	Purchase	1.00	300.49								
	23/02/2021	23/02/2021	Disposal	(0.44)		0.00		133.48	133.48				(34.48)
	23/02/2021	23/02/2021	Disposal	(0.56)		0.00		167.01	167.01				(43.14)
	23/02/2021	23/02/2021	Disposal	(0.70)		0.00		119.59	119.59	36.42			
	18/05/2021	18/05/2021	Disposal	(0.09)		0.00		14.98	14.98	19.92			
	18/05/2021	18/05/2021	Disposal	(0.66)		0.00		107.33	107.33	153.44			
	18/05/2021	18/05/2021	Disposal	(0.02)		0.00		4.08	4.08	5.83			

Compass Superfund
CGT Register Report



As at 30 June 2021

Investment	Transaction	Contract	CGT	Units	Cost Base	Cost Base Adj	Cost Base Adj	Reduced Cost	Adjusted Cost	Net Other	Net Indexed	Gross	CGT Loss
Date	Date	Date	Transaction			Tax Def	Tax Free	Base	Base	Capital Gain	Gain	Discounted	
			Type									Gain	
Cryptocurrency													
	09/11/2020	08/11/2020	Disposal	(0.75)		0.00		2,009.04	2,009.04				(2.37)
	09/11/2020	08/11/2020	Disposal	(0.51)		0.00		1,361.36	1,361.36	9.51			
	16/11/2020	16/11/2020	Purchase	1.00	2,605.97								
	03/01/2021	03/01/2021	Disposal	(0.03)		0.00		80.36	80.36				(6.54)
	17/01/2021	16/01/2021	Disposal	(0.00)		0.00		4.45	4.45				(0.51)
	17/01/2021	16/01/2021	Disposal	(0.00)		0.00		3.35	3.35				(0.38)
	17/01/2021	17/01/2021	Disposal	(0.01)		0.00		26.79	26.79				(3.03)
	17/01/2021	17/01/2021	Disposal	(0.03)		0.00		80.36	80.36				(9.08)
	17/01/2021	17/01/2021	Disposal	(0.05)		0.00		133.94	133.94				(15.14)
	18/01/2021	17/01/2021	Disposal	(0.00)		0.00		3.35	3.35				(0.38)

Compass Superfund CGT Register Report



As at 30 June 2021

Investment	Transaction Date	Contract Date	CGT Transaction Type	Units	Cost Base	Cost Base Adj Tax Def	Cost Base Adj Tax Free	Reduced Cost Base	Adjusted Cost Base	Net Other Capital Gain	Net Indexed Gain	Gross Discounted Gain	CGT Loss
Cryptocurrency													
	08/06/2021	08/06/2021	Disposal	(5.00)		0.00		190.19	190.19				(53.78)
	12/06/2021	12/06/2021	Purchase	5.00	130.65								
XLM1 - Stellar													
	26/12/2020	26/12/2020	Purchase	1,037.00	200.10								
	06/01/2021	06/01/2021	Disposal	(1,037.00)		0.00		200.10	200.10	88.81			
	28/02/2021	28/02/2021	Purchase	177.00	101.75								
	02/04/2021	02/04/2021	Disposal	(100.00)		0.00		57.49	57.49	0.22			
	02/04/2021	02/04/2021	Disposal	(77.00)		0.00		44.26	44.26	0.18			
	26/04/2021	25/04/2021	Purchase	188.00	101.20								
	15/05/2021	15/05/2021	Disposal	(94.00)		0.00		50.60	50.60	35.45			
	15/05/2021	15/05/2021	Disposal	(0.00)		0.00		0.00	0.00				(0.00)

Compass Superfund
CGT Register Report



As at 30 June 2021

Investment	Transaction	Contract	CGT	Units	Cost Base	Cost Base Adj	Cost Base Adj	Reduced Cost	Adjusted Cost	Net Other	Net Indexed	Gross	CGT Loss
Date	Date	Date	Transaction			Tax Def	Tax Free	Base	Base	Capital Gain	Gain	Discounted	
			Type									Gain	
Cryptocurrency													
	23/12/2020	23/12/2020	Purchase	0.02	536.37								
	04/01/2021	04/01/2021	Disposal	(0.02)		0.00		536.37	536.37	7.41			
	04/01/2021	04/01/2021	Disposal	(0.00)		0.00		67.13	67.13	0.93			
Managed Investments (Australian)													
SHARELO - Sharelord Investor													
	30/06/2021	30/06/2021	DistributionIn							2,830.00	0.00	0.00	

Compass Superfund Investment Income Report



As at 30 June 2021

Investment	Total Income	Franked	Unfranked	Interest/ Other	Franking Credits	Foreign Income	Foreign Credits * 1	Assessable Income (Excl. Capital Gains) * 2	TFN Credits	Other Deductions	Distributed Capital Gains	Non-Assessable Payments
Bank Accounts												
CBA Direct Investment Account 6889	36.92			36.92	0.00	0.00	0.00	36.92			0.00	0.00
	36.92			36.92	0.00	0.00	0.00	36.92			0.00	0.00
Managed Investments (Australian)												
SHARELO Sharelord Investor	0.00				0.00	0.00	0.00	0.00		0.00	0.00	0.00
SHARELO Sharelord Investor	410.19	420.79			180.34			601.13	10.60	0.00		
	410.19	420.79			180.34	0.00	0.00	601.13	10.60	0.00	0.00	0.00
	447.11	420.79		36.92	180.34	0.00	0.00	638.05	10.60	0.00	0.00	0.00

Assessable Income (Excl. Capital Gains) **638.05**

Net Capital Gain **0.00**

Total Assessable Income 638.05

* 1 Includes foreign credits from foreign capital gains.

* 2 Assessable Income in the SMSF Annual Return will be different as capital gains and losses from disposals of assets have not been included.

For a breakdown of Distributed Capital Gains and Non-Assessable Payments refer to Distributions Reconciliation Report.

Compass Superfund Realised Capital Gains Report



For The Period 01 July 2020 - 30 June 2021

Investment		Accounting Treatment				Tax Treatment						
Purchase Contract Date	Disposal Contract Date	Units	Cost	Proceeds	Accounting Profit/(Loss)	Adjusted Cost Base	Reduced Cost Base	Indexed Cost Base	Indexed Gains	Discounted Gains (Gross)	Other Gains	Capital Loss
Cryptocurrency												
AAVE - AAVE												
23/12/2020	05/01/2021	1.95	207.36	289.56	82.20	207.36	207.36	0.00	0.00	0.00	82.20	0.00
23/12/2020	05/01/2021	0.05	5.70	7.95	2.25	5.70	5.70	0.00	0.00	0.00	2.25	0.00
05/02/2021	31/03/2021	0.01	7.54	4.86	(2.68)	7.54	7.54	0.00	0.00	0.00	0.00	(2.68)
05/02/2021	31/03/2021	0.99	746.21	480.70	(265.51)	746.21	746.21	0.00	0.00	0.00	0.00	(265.51)
22/03/2021	02/04/2021	0.23	108.87	116.94	8.07	108.87	108.87	0.00	0.00	0.00	8.07	0.00
19/02/2021	02/04/2021	0.05	27.63	25.42	(2.21)	27.63	27.63	0.00	0.00	0.00	0.00	(2.21)
05/02/2021	02/04/2021	0.38	283.12	190.98	(92.14)	283.12	283.12	0.00	0.00	0.00	0.00	(92.14)
05/02/2021	02/04/2021	0.02	18.37	12.40	(5.97)	18.37	18.37	0.00	0.00	0.00	0.00	(5.97)
22/03/2021	02/04/2021	0.32	151.48	162.70	11.22	151.48	151.48	0.00	0.00	0.00	11.22	0.00
22/03/2021	12/05/2021	0.07	32.42	46.89	14.47	32.42	32.42	0.00	0.00	0.00	14.47	0.00
22/03/2021	12/05/2021	0.38	180.59	288.50	107.91	180.59	180.59	0.00	0.00	0.00	107.91	0.00
04/03/2021	12/05/2021	0.62	288.41	467.70	179.29	288.41	288.41	0.00	0.00	0.00	179.29	0.00
		5.07	2,057.70	2,094.60	36.90	2,057.70	2,057.70	0.00	0.00	0.00	405.41	(368.51)
BITC - Bitcoin												
17/06/2020	21/07/2020	0.02	208.04	199.09	(8.95)	208.04	208.04	0.00	0.00	0.00	0.00	(8.95)
25/06/2020	22/07/2020	0.01	118.16	117.37	(0.78)	118.16	118.16	0.00	0.00	0.00	0.00	(0.78)
17/06/2020	22/07/2020	0.01	152.56	146.72	(5.84)	152.56	152.56	0.00	0.00	0.00	0.00	(5.84)
25/06/2020	24/07/2020	0.03	351.78	353.23	1.45	351.78	351.78	0.00	0.00	0.00	1.45	0.00
01/08/2020	02/08/2020	0.06	911.73	859.36	(52.37)	911.73	911.73	0.00	0.00	0.00	0.00	(52.37)
06/08/2020	16/08/2020	0.04	657.58	664.97	7.39	657.58	657.58	0.00	0.00	0.00	7.39	0.00
01/08/2020	16/08/2020	0.01	241.34	241.16	(0.17)	241.34	241.34	0.00	0.00	0.00	0.00	(0.17)

Compass Superfund Realised Capital Gains Report



For The Period 01 July 2020 - 30 June 2021

Investment		Accounting Treatment				Tax Treatment						
Purchase Contract Date	Disposal Contract Date	Units	Cost	Proceeds	Accounting Profit/(Loss)	Adjusted Cost Base	Reduced Cost Base	Indexed Cost Base	Indexed Gains	Discounted Gains (Gross)	Other Gains	Capital Loss
Cryptocurrency												
01/08/2020	16/08/2020	0.04	739.43	741.38	1.95	739.43	739.43	0.00	0.00	0.00	1.95	0.00
08/08/2020	16/08/2020	0.01	107.67	111.07	3.40	107.67	107.67	0.00	0.00	0.00	3.40	0.00
06/08/2020	16/08/2020	0.16	2,600.83	2,647.22	46.39	2,600.83	2,600.83	0.00	0.00	0.00	46.39	0.00
08/08/2020	16/08/2020	0.03	541.15	558.24	17.09	541.15	541.15	0.00	0.00	0.00	17.09	0.00
08/08/2020	17/08/2020	0.06	958.67	990.98	32.30	958.67	958.67	0.00	0.00	0.00	32.30	0.00
28/07/2020	17/08/2020	0.06	852.60	918.89	66.29	852.60	852.60	0.00	0.00	0.00	66.29	0.00
13/07/2020	17/08/2020	0.00	67.00	83.08	16.08	67.00	67.00	0.00	0.00	0.00	16.08	0.00
25/06/2020	17/08/2020	0.04	469.94	581.58	111.64	469.94	469.94	0.00	0.00	0.00	111.64	0.00
13/07/2020	17/08/2020	0.02	334.99	416.66	81.67	334.99	334.99	0.00	0.00	0.00	81.67	0.00
21/08/2020	28/09/2020	0.02	412.30	386.93	(25.37)	412.30	412.30	0.00	0.00	0.00	0.00	(25.37)
21/08/2020	28/09/2020	0.05	807.64	758.38	(49.26)	807.64	807.64	0.00	0.00	0.00	0.00	(49.26)
21/08/2020	06/10/2020	0.00	21.86	19.80	(2.06)	21.86	21.86	0.00	0.00	0.00	0.00	(2.06)
21/08/2020	06/10/2020	0.05	809.40	734.77	(74.62)	809.40	809.40	0.00	0.00	0.00	0.00	(74.62)
21/08/2020	06/10/2020	0.15	2,467.00	2,235.38	(231.62)	2,467.00	2,467.00	0.00	0.00	0.00	0.00	(231.62)
21/08/2020	06/10/2020	0.05	835.78	758.98	(76.80)	835.78	835.78	0.00	0.00	0.00	0.00	(76.80)
21/08/2020	06/10/2020	0.01	139.11	126.65	(12.47)	139.11	139.11	0.00	0.00	0.00	0.00	(12.47)
21/08/2020	06/10/2020	0.12	1,976.20	1,799.10	(177.10)	1,976.20	1,976.20	0.00	0.00	0.00	0.00	(177.10)
21/08/2020	08/10/2020	0.07	1,198.16	1,119.91	(78.25)	1,198.16	1,198.16	0.00	0.00	0.00	0.00	(78.25)
21/08/2020	08/10/2020	0.03	426.69	393.50	(33.19)	426.69	426.69	0.00	0.00	0.00	0.00	(33.19)
17/09/2020	09/10/2020	0.01	167.05	168.05	0.99	167.05	167.05	0.00	0.00	0.00	0.99	0.00
21/08/2020	09/10/2020	0.03	421.00	398.41	(22.58)	421.00	421.00	0.00	0.00	0.00	0.00	(22.58)
17/09/2020	09/10/2020	0.06	960.13	965.84	5.71	960.13	960.13	0.00	0.00	0.00	5.71	0.00
09/11/2020	16/11/2020	0.01	209.84	221.63	11.79	209.84	209.84	0.00	0.00	0.00	11.79	0.00

Realised Capital Gains Report

For The Period 01 July 2020 - 30 June 2021

Investment		Accounting Treatment				Tax Treatment						
Purchase Contract Date	Disposal Contract Date	Units	Cost	Proceeds	Accounting Profit/(Loss)	Adjusted Cost Base	Reduced Cost Base	Indexed Cost Base	Indexed Gains	Discounted Gains (Gross)	Other Gains	Capital Loss
Cryptocurrency												
09/11/2020	16/11/2020	0.02	383.29	398.94	15.65	383.29	383.29	0.00	0.00	0.00	15.65	0.00
09/11/2020	16/11/2020	0.01	210.25	221.63	11.38	210.25	210.25	0.00	0.00	0.00	11.38	0.00
05/12/2020	16/12/2020	0.02	605.67	623.52	17.85	605.67	605.67	0.00	0.00	0.00	17.85	0.00
05/12/2020	16/12/2020	0.03	778.09	795.98	17.89	778.09	778.09	0.00	0.00	0.00	17.89	0.00
23/12/2020	26/12/2020	0.03	1,044.70	1,078.79	34.09	1,044.70	1,044.70	0.00	0.00	0.00	34.09	0.00
12/01/2021	16/01/2021	0.02	811.11	867.32	56.21	811.11	811.11	0.00	0.00	0.00	56.21	0.00
12/01/2021	16/01/2021	0.00	119.40	134.64	15.25	119.40	119.40	0.00	0.00	0.00	15.25	0.00
03/02/2021	05/02/2021	0.03	1,496.87	1,574.29	77.42	1,496.87	1,496.87	0.00	0.00	0.00	77.42	0.00
23/01/2021	08/02/2021	0.01	478.67	603.31	124.64	478.67	478.67	0.00	0.00	0.00	124.64	0.00
20/01/2021	08/02/2021	0.01	457.28	534.56	77.28	457.28	457.28	0.00	0.00	0.00	77.28	0.00
23/01/2021	21/02/2021	0.00	124.31	213.71	89.40	124.31	124.31	0.00	0.00	0.00	89.40	0.00
23/01/2021	21/02/2021	0.03	1,093.53	1,879.82	786.29	1,093.53	1,093.53	0.00	0.00	0.00	786.29	0.00
12/01/2021	21/02/2021	0.01	326.84	563.22	236.38	326.84	326.84	0.00	0.00	0.00	236.38	0.00
02/01/2021	21/02/2021	0.01	566.39	988.72	422.33	566.39	566.39	0.00	0.00	0.00	422.33	0.00
02/01/2021	21/02/2021	0.01	253.40	443.68	190.28	253.40	253.40	0.00	0.00	0.00	190.28	0.00
26/01/2021	21/02/2021	0.00	74.62	134.64	60.02	74.62	74.62	0.00	0.00	0.00	60.02	0.00
02/01/2021	21/02/2021	0.00	87.37	153.00	65.62	87.37	87.37	0.00	0.00	0.00	65.62	0.00
26/01/2021	21/02/2021	0.00	74.10	133.84	59.74	74.10	74.10	0.00	0.00	0.00	59.74	0.00
26/01/2021	21/02/2021	0.01	331.25	598.48	267.23	331.25	331.25	0.00	0.00	0.00	267.23	0.00
02/03/2021	07/03/2021	0.00	15.66	16.03	0.37	15.66	15.66	0.00	0.00	0.00	0.37	0.00
02/03/2021	07/03/2021	0.01	634.21	656.70	22.49	634.21	634.21	0.00	0.00	0.00	22.49	0.00
02/03/2021	07/03/2021	0.00	316.84	324.36	7.52	316.84	316.84	0.00	0.00	0.00	7.52	0.00
02/03/2021	07/03/2021	0.00	301.44	308.34	6.90	301.44	301.44	0.00	0.00	0.00	6.90	0.00

Compass Superfund

Realised Capital Gains Report

For The Period 01 July 2020 - 30 June 2021



Investment		Accounting Treatment				Tax Treatment						
Purchase Contract Date	Disposal Contract Date	Units	Cost	Proceeds	Accounting Profit/(Loss)	Adjusted Cost Base	Reduced Cost Base	Indexed Cost Base	Indexed Gains	Discounted Gains (Gross)	Other Gains	Capital Loss
Cryptocurrency												
02/03/2021	08/03/2021	0.01	633.68	665.53	31.86	633.68	633.68	0.00	0.00	0.00	31.86	0.00
02/03/2021	08/03/2021	0.01	633.68	676.60	42.93	633.68	633.68	0.00	0.00	0.00	42.93	0.00
02/03/2021	09/03/2021	0.01	633.68	686.55	52.88	633.68	633.68	0.00	0.00	0.00	52.88	0.00
02/03/2021	09/03/2021	0.00	316.84	353.23	36.39	316.84	316.84	0.00	0.00	0.00	36.39	0.00
26/01/2021	09/03/2021	0.00	202.67	353.23	150.55	202.67	202.67	0.00	0.00	0.00	150.55	0.00
26/01/2021	10/03/2021	0.01	405.34	716.40	311.06	405.34	405.34	0.00	0.00	0.00	311.06	0.00
26/01/2021	11/03/2021	0.01	405.34	741.28	335.94	405.34	405.34	0.00	0.00	0.00	335.94	0.00
22/03/2021	31/03/2021	0.02	1,114.04	1,153.08	39.04	1,114.04	1,114.04	0.00	0.00	0.00	39.04	0.00
22/03/2021	31/03/2021	0.00	293.46	307.49	14.03	293.46	293.46	0.00	0.00	0.00	14.03	0.00
26/01/2021	31/03/2021	0.00	202.67	384.36	181.69	202.67	202.67	0.00	0.00	0.00	181.69	0.00
13/05/2021	19/05/2021	0.00	245.25	202.64	(42.61)	245.25	245.25	0.00	0.00	0.00	0.00	(42.61)
25/04/2021	19/05/2021	0.00	110.49	86.12	(24.37)	110.49	110.49	0.00	0.00	0.00	0.00	(24.37)
28/05/2021	03/06/2021	0.01	497.35	493.11	(4.24)	497.35	497.35	0.00	0.00	0.00	0.00	(4.24)
28/05/2021	08/06/2021	0.00	77.14	66.90	(10.24)	77.14	77.14	0.00	0.00	0.00	0.00	(10.24)
28/05/2021	08/06/2021	0.02	1,242.63	1,078.33	(164.30)	1,242.63	1,242.63	0.00	0.00	0.00	0.00	(164.30)
28/05/2021	08/06/2021	0.01	370.47	321.30	(49.17)	370.47	370.47	0.00	0.00	0.00	0.00	(49.17)
25/05/2021	08/06/2021	0.01	495.20	431.33	(63.87)	495.20	495.20	0.00	0.00	0.00	0.00	(63.87)
21/06/2021	27/06/2021	0.02	653.24	656.52	3.28	653.24	653.24	0.00	0.00	0.00	3.28	0.00
21/06/2021	27/06/2021	0.01	387.22	393.91	6.70	387.22	387.22	0.00	0.00	0.00	6.70	0.00
21/06/2021	27/06/2021	0.01	505.22	481.45	(23.77)	505.22	505.22	0.00	0.00	0.00	0.00	(23.77)
		1.72	40,176.53	43,215.21	3,038.72	40,176.53	40,176.53	0.00	0.00	0.00	4,272.72	(1,234.00)

COMP - Compound

Compass Superfund Realised Capital Gains Report



For The Period 01 July 2020 - 30 June 2021

Investment		Accounting Treatment				Tax Treatment						
Purchase Contract Date	Disposal Contract Date	Units	Cost	Proceeds	Accounting Profit/(Loss)	Adjusted Cost Base	Reduced Cost Base	Indexed Cost Base	Indexed Gains	Discounted Gains (Gross)	Other Gains	Capital Loss
Cryptocurrency												
26/12/2020	06/01/2021	0.60	102.51	130.75	28.24	102.51	102.51	0.00	0.00	0.00	28.24	0.00
26/12/2020	06/01/2021	0.40	68.34	87.16	18.82	68.34	68.34	0.00	0.00	0.00	18.82	0.00
22/03/2021	01/04/2021	0.50	245.22	298.00	52.78	245.22	245.22	0.00	0.00	0.00	52.78	0.00
22/03/2021	17/05/2021	1.00	490.39	890.44	400.05	490.39	490.39	0.00	0.00	0.00	400.05	0.00
22/03/2021	17/05/2021	0.00	0.05	0.09	0.04	0.05	0.05	0.00	0.00	0.00	0.04	0.00
		2.50	906.51	1,406.44	499.93	906.51	906.51	0.00	0.00	0.00	499.93	0.00
DOT - Polkadot												
23/02/2021	07/03/2021	4.50	171.17	216.68	45.51	171.17	171.17	0.00	0.00	0.00	45.51	0.00
23/02/2021	07/03/2021	0.50	19.02	24.08	5.06	19.02	19.02	0.00	0.00	0.00	5.06	0.00
23/04/2021	17/05/2021	3.00	114.57	153.73	39.16	114.57	114.57	0.00	0.00	0.00	39.16	0.00
23/03/2021	17/05/2021	2.00	92.46	102.48	10.02	92.46	92.46	0.00	0.00	0.00	10.02	0.00
23/02/2021	08/06/2021	5.00	190.19	136.41	(53.78)	190.19	190.19	0.00	0.00	0.00	0.00	(53.78)
		15.00	587.41	633.38	45.97	587.41	587.41	0.00	0.00	0.00	99.75	(53.78)
ETH - Ethereum- ETH												
02/08/2020	16/08/2020	0.92	511.39	544.08	32.69	511.39	511.39	0.00	0.00	0.00	32.69	0.00
01/08/2020	16/08/2020	3.00	1,512.02	1,764.59	252.57	1,512.02	1,512.02	0.00	0.00	0.00	252.57	0.00
13/07/2020	16/08/2020	1.00	352.45	588.20	235.75	352.45	352.45	0.00	0.00	0.00	235.75	0.00
17/06/2020	16/08/2020	1.08	372.70	632.31	259.61	372.70	372.70	0.00	0.00	0.00	259.61	0.00
01/08/2020	16/08/2020	1.60	868.32	941.11	72.79	868.32	868.32	0.00	0.00	0.00	72.79	0.00
26/06/2020	16/08/2020	1.50	505.78	882.29	376.51	505.78	505.78	0.00	0.00	0.00	376.51	0.00
17/06/2020	16/08/2020	0.42	147.34	249.98	102.64	147.34	147.34	0.00	0.00	0.00	102.64	0.00
21/08/2020	19/10/2020	1.81	1,017.31	954.02	(63.29)	1,017.31	1,017.31	0.00	0.00	0.00	0.00	(63.29)

Realised Capital Gains Report

For The Period 01 July 2020 - 30 June 2021

Investment		Accounting Treatment				Tax Treatment						
Purchase Contract Date	Disposal Contract Date	Units	Cost	Proceeds	Accounting Profit/(Loss)	Adjusted Cost Base	Reduced Cost Base	Indexed Cost Base	Indexed Gains	Discounted Gains (Gross)	Other Gains	Capital Loss
Cryptocurrency												
21/08/2020	19/10/2020	1.19	672.87	631.02	(41.86)	672.87	672.87	0.00	0.00	0.00	0.00	(41.86)
21/09/2020	22/10/2020	2.00	1,015.05	1,174.10	159.05	1,015.05	1,015.05	0.00	0.00	0.00	159.05	0.00
17/09/2020	22/10/2020	1.00	525.62	587.05	61.43	525.62	525.62	0.00	0.00	0.00	61.43	0.00
21/08/2020	22/10/2020	6.52	3,676.14	3,830.50	154.36	3,676.14	3,676.14	0.00	0.00	0.00	154.36	0.00
08/11/2020	20/11/2020	2.00	1,262.28	1,393.00	130.72	1,262.28	1,262.28	0.00	0.00	0.00	130.72	0.00
03/01/2021	04/01/2021	1.00	1,005.00	1,373.10	368.10	1,005.00	1,005.00	0.00	0.00	0.00	368.10	0.00
04/01/2021	06/01/2021	1.00	1,212.03	1,501.46	289.43	1,212.03	1,212.03	0.00	0.00	0.00	289.43	0.00
23/12/2020	07/01/2021	1.00	847.22	1,592.00	744.79	847.22	847.22	0.00	0.00	0.00	744.79	0.00
15/01/2021	16/01/2021	1.00	1,449.21	1,641.75	192.54	1,449.21	1,449.21	0.00	0.00	0.00	192.54	0.00
15/01/2021	19/01/2021	0.35	507.22	609.44	102.21	507.22	507.22	0.00	0.00	0.00	102.21	0.00
12/01/2021	19/01/2021	0.65	909.00	1,131.81	222.81	909.00	909.00	0.00	0.00	0.00	222.81	0.00
12/01/2021	21/01/2021	1.35	1,887.92	2,122.34	234.42	1,887.92	1,887.92	0.00	0.00	0.00	234.42	0.00
22/01/2021	05/02/2021	0.50	685.91	1,091.21	405.30	685.91	685.91	0.00	0.00	0.00	405.30	0.00
22/01/2021	05/02/2021	0.50	685.91	1,091.21	405.30	685.91	685.91	0.00	0.00	0.00	405.30	0.00
23/02/2021	28/02/2021	0.25	459.79	447.50	(12.29)	459.79	459.79	0.00	0.00	0.00	0.00	(12.29)
28/02/2021	28/02/2021	0.50	910.03	924.86	14.83	910.03	910.03	0.00	0.00	0.00	14.83	0.00
28/02/2021	28/02/2021	0.35	609.23	647.40	38.17	609.23	609.23	0.00	0.00	0.00	38.17	0.00
23/02/2021	28/02/2021	0.15	275.87	277.46	1.58	275.87	275.87	0.00	0.00	0.00	1.58	0.00
02/03/2021	04/03/2021	1.00	2,010.00	2,011.89	1.89	2,010.00	2,010.00	0.00	0.00	0.00	1.89	0.00
28/02/2021	31/03/2021	0.65	1,131.43	1,633.04	501.61	1,131.43	1,131.43	0.00	0.00	0.00	501.61	0.00
23/02/2021	31/03/2021	0.25	435.16	628.09	192.93	435.16	435.16	0.00	0.00	0.00	192.93	0.00
23/12/2020	31/03/2021	1.00	847.22	2,512.38	1,665.16	847.22	847.22	0.00	0.00	0.00	1,665.16	0.00
08/11/2020	31/03/2021	0.10	62.80	251.24	188.44	62.80	62.80	0.00	0.00	0.00	188.44	0.00

Compass Superfund Realised Capital Gains Report



For The Period 01 July 2020 - 30 June 2021

Investment		Accounting Treatment				Tax Treatment						
Purchase Contract Date	Disposal Contract Date	Units	Cost	Proceeds	Accounting Profit/(Loss)	Adjusted Cost Base	Reduced Cost Base	Indexed Cost Base	Indexed Gains	Discounted Gains (Gross)	Other Gains	Capital Loss
Cryptocurrency												
08/11/2020	01/04/2021	0.10	62.80	257.51	194.71	62.80	62.80	0.00	0.00	0.00	194.71	0.00
08/11/2020	17/05/2021	0.01	6.61	47.03	40.42	6.61	6.61	0.00	0.00	0.00	40.42	0.00
08/11/2020	17/05/2021	0.99	621.37	4,420.52	3,799.15	621.37	621.37	0.00	0.00	0.00	3,799.15	0.00
19/05/2021	20/05/2021	0.50	1,674.83	1,854.68	179.85	1,674.83	1,674.83	0.00	0.00	0.00	179.85	0.00
28/05/2021	31/05/2021	0.50	1,768.94	1,651.70	(117.24)	1,768.94	1,768.94	0.00	0.00	0.00	0.00	(117.24)
25/05/2021	31/05/2021	0.50	1,679.05	1,651.70	(27.35)	1,679.05	1,679.05	0.00	0.00	0.00	0.00	(27.35)
25/05/2021	04/06/2021	0.50	1,679.05	1,704.74	25.69	1,679.05	1,679.05	0.00	0.00	0.00	25.69	0.00
25/05/2021	08/06/2021	0.31	1,017.17	990.02	(27.15)	1,017.17	1,017.17	0.00	0.00	0.00	0.00	(27.15)
25/05/2021	08/06/2021	0.50	1,652.72	1,613.99	(38.73)	1,652.72	1,652.72	0.00	0.00	0.00	0.00	(38.73)
25/05/2021	08/06/2021	0.19	641.08	623.96	(17.11)	641.08	641.08	0.00	0.00	0.00	0.00	(17.11)
25/05/2021	08/06/2021	0.50	1,652.72	1,606.43	(46.30)	1,652.72	1,652.72	0.00	0.00	0.00	0.00	(46.30)
08/11/2020	08/06/2021	0.50	313.99	1,606.43	1,292.43	313.99	313.99	0.00	0.00	0.00	1,292.43	0.00
08/11/2020	08/06/2021	1.00	627.98	3,229.57	2,601.59	627.98	627.98	0.00	0.00	0.00	2,601.59	0.00
21/06/2021	27/06/2021	0.50	1,447.71	1,191.87	(255.84)	1,447.71	1,447.71	0.00	0.00	0.00	0.00	(255.84)
		42.25	43,216.24	58,110.58	14,894.31	43,216.24	43,216.24	0.00	0.00	0.00	15,541.47	(647.16)
GRT - The Graph												
13/03/2021	03/04/2021	4.00	8.81	10.15	1.34	8.81	8.81	0.00	0.00	0.00	1.34	0.00
		4.00	8.81	10.15	1.34	8.81	8.81	0.00	0.00	0.00	1.34	0.00
KNCL - KYBER NETWORK LEGACY												
19/02/2021	17/03/2021	15.00	37.84	52.24	14.40	37.84	37.84	0.00	0.00	0.00	14.40	0.00
19/02/2021	01/04/2021	25.00	63.06	92.78	29.72	63.06	63.06	0.00	0.00	0.00	29.72	0.00
		40.00	100.90	145.02	44.12	100.90	100.90	0.00	0.00	0.00	44.12	0.00

Compass Superfund Realised Capital Gains Report



For The Period 01 July 2020 - 30 June 2021

Investment		Accounting Treatment				Tax Treatment						
Purchase Contract Date	Disposal Contract Date	Units	Cost	Proceeds	Accounting Profit/(Loss)	Adjusted Cost Base	Reduced Cost Base	Indexed Cost Base	Indexed Gains	Discounted Gains (Gross)	Other Gains	Capital Loss
Cryptocurrency												
LINK - Chainlink												
26/12/2020	06/02/2021	23.00	349.96	753.48	403.52	349.96	349.96	0.00	0.00	0.00	403.52	0.00
26/12/2020	28/02/2021	23.00	349.96	722.02	372.06	349.96	349.96	0.00	0.00	0.00	372.06	0.00
		46.00	699.92	1,475.50	775.58	699.92	699.92	0.00	0.00	0.00	775.58	0.00
LTC - LTC												
08/08/2020	17/08/2020	0.05	3.74	4.37	0.63	3.74	3.74	0.00	0.00	0.00	0.63	0.00
07/08/2020	17/08/2020	0.06	4.68	5.46	0.78	4.68	4.68	0.00	0.00	0.00	0.78	0.00
07/08/2020	17/08/2020	0.78	62.78	73.35	10.57	62.78	62.78	0.00	0.00	0.00	10.57	0.00
02/08/2020	17/08/2020	4.00	334.67	378.10	43.43	334.67	334.67	0.00	0.00	0.00	43.43	0.00
07/08/2020	17/08/2020	0.04	2.99	3.50	0.51	2.99	2.99	0.00	0.00	0.00	0.51	0.00
07/08/2020	17/08/2020	0.08	6.72	7.85	1.13	6.72	6.72	0.00	0.00	0.00	1.13	0.00
28/07/2020	17/08/2020	1.00	75.38	94.52	19.14	75.38	75.38	0.00	0.00	0.00	19.14	0.00
17/06/2020	17/08/2020	3.76	245.62	355.41	109.79	245.62	245.62	0.00	0.00	0.00	109.79	0.00
13/07/2020	17/08/2020	1.22	79.40	115.25	35.85	79.40	79.40	0.00	0.00	0.00	35.85	0.00
17/06/2020	17/08/2020	1.24	81.00	117.21	36.21	81.00	81.00	0.00	0.00	0.00	36.21	0.00
13/07/2020	17/08/2020	1.48	96.27	139.74	43.47	96.27	96.27	0.00	0.00	0.00	43.47	0.00
13/07/2020	17/08/2020	0.80	51.99	75.46	23.47	51.99	51.99	0.00	0.00	0.00	23.47	0.00
13/07/2020	17/08/2020	0.50	32.83	47.66	14.83	32.83	32.83	0.00	0.00	0.00	14.83	0.00
23/12/2020	25/12/2020	2.00	305.52	318.40	12.88	305.52	305.52	0.00	0.00	0.00	12.88	0.00
23/12/2020	06/01/2021	1.00	152.76	248.75	95.99	152.76	152.76	0.00	0.00	0.00	95.99	0.00
23/12/2020	06/01/2021	1.00	141.71	248.75	107.05	141.71	141.71	0.00	0.00	0.00	107.05	0.00
12/01/2021	10/02/2021	0.37	63.56	92.54	28.98	63.56	63.56	0.00	0.00	0.00	28.98	0.00

Realised Capital Gains Report

For The Period 01 July 2020 - 30 June 2021

Investment		Accounting Treatment				Tax Treatment						
Purchase Contract Date	Disposal Contract Date	Units	Cost	Proceeds	Accounting Profit/(Loss)	Adjusted Cost Base	Reduced Cost Base	Indexed Cost Base	Indexed Gains	Discounted Gains (Gross)	Other Gains	Capital Loss
Cryptocurrency												
12/01/2021	10/02/2021	0.63	107.29	156.22	48.92	107.29	107.29	0.00	0.00	0.00	48.92	0.00
18/02/2021	23/02/2021	0.44	133.48	99.00	(34.48)	133.48	133.48	0.00	0.00	0.00	0.00	(34.48)
18/02/2021	23/02/2021	0.56	167.01	123.87	(43.14)	167.01	167.01	0.00	0.00	0.00	0.00	(43.14)
12/01/2021	23/02/2021	0.70	119.59	156.02	36.42	119.59	119.59	0.00	0.00	0.00	36.42	0.00
12/01/2021	18/05/2021	0.21	36.27	84.50	48.23	36.27	36.27	0.00	0.00	0.00	48.23	0.00
12/01/2021	18/05/2021	0.09	14.98	34.90	19.92	14.98	14.98	0.00	0.00	0.00	19.92	0.00
11/01/2021	18/05/2021	0.66	107.33	260.77	153.44	107.33	107.33	0.00	0.00	0.00	153.44	0.00
11/01/2021	18/05/2021	0.02	4.08	9.91	5.83	4.08	4.08	0.00	0.00	0.00	5.83	0.00
11/01/2021	18/05/2021	0.02	3.26	7.92	4.66	3.26	3.26	0.00	0.00	0.00	4.66	0.00
19/05/2021	08/06/2021	1.00	225.12	202.58	(22.54)	225.12	225.12	0.00	0.00	0.00	0.00	(22.54)
11/01/2021	08/06/2021	0.97	158.71	196.26	37.55	158.71	158.71	0.00	0.00	0.00	37.55	0.00
11/01/2021	08/06/2021	0.03	5.11	6.32	1.21	5.11	5.11	0.00	0.00	0.00	1.21	0.00
23/12/2020	08/06/2021	2.00	281.40	405.24	123.84	281.40	281.40	0.00	0.00	0.00	123.84	0.00
23/12/2020	08/06/2021	1.00	141.71	202.62	60.92	141.71	141.71	0.00	0.00	0.00	60.92	0.00
21/08/2020	08/06/2021	3.00	253.26	607.87	354.61	253.26	253.26	0.00	0.00	0.00	354.61	0.00
22/06/2021	27/06/2021	1.00	151.76	166.17	14.41	151.76	151.76	0.00	0.00	0.00	14.41	0.00
		31.70	3,651.98	5,046.49	1,394.51	3,651.98	3,651.98	0.00	0.00	0.00	1,494.67	(100.16)
OMG - OmiseGo												
18/02/2021	06/04/2021	10.00	83.71	114.42	30.71	83.71	83.71	0.00	0.00	0.00	30.71	0.00
18/02/2021	06/04/2021	0.00	0.00	0.00	0.00	0.00	0.00	0.00	0.00	0.00	0.00	0.00
		10.00	83.71	114.42	30.71	83.71	83.71	0.00	0.00	0.00	30.71	0.00
PMGT - PERTH MINT GOLD TOKEN												

Compass Superfund

Realised Capital Gains Report

For The Period 01 July 2020 - 30 June 2021



Investment		Accounting Treatment				Tax Treatment						
Purchase Contract Date	Disposal Contract Date	Units	Cost	Proceeds	Accounting Profit/(Loss)	Adjusted Cost Base	Reduced Cost Base	Indexed Cost Base	Indexed Gains	Discounted Gains (Gross)	Other Gains	Capital Loss
Cryptocurrency												
08/10/2020	08/11/2020	0.75	2,009.04	2,006.67	(2.37)	2,009.04	2,009.04	0.00	0.00	0.00	0.00	(2.37)
08/10/2020	08/11/2020	0.51	1,361.36	1,370.87	9.51	1,361.36	1,361.36	0.00	0.00	0.00	9.51	0.00
08/10/2020	03/01/2021	0.03	80.36	73.82	(6.54)	80.36	80.36	0.00	0.00	0.00	0.00	(6.54)
08/10/2020	16/01/2021	0.00	4.45	3.94	(0.51)	4.45	4.45	0.00	0.00	0.00	0.00	(0.51)
08/10/2020	16/01/2021	0.00	3.35	2.97	(0.38)	3.35	3.35	0.00	0.00	0.00	0.00	(0.38)
08/10/2020	17/01/2021	0.01	26.79	23.76	(3.03)	26.79	26.79	0.00	0.00	0.00	0.00	(3.03)
08/10/2020	17/01/2021	0.03	80.36	71.28	(9.08)	80.36	80.36	0.00	0.00	0.00	0.00	(9.08)
08/10/2020	17/01/2021	0.05	133.94	118.80	(15.14)	133.94	133.94	0.00	0.00	0.00	0.00	(15.14)
08/10/2020	18/01/2021	0.02	44.63	39.59	(5.04)	44.63	44.63	0.00	0.00	0.00	0.00	(5.04)
08/10/2020	17/01/2021	0.00	3.35	2.97	(0.38)	3.35	3.35	0.00	0.00	0.00	0.00	(0.38)
08/10/2020	17/01/2021	0.00	4.45	3.94	(0.51)	4.45	4.45	0.00	0.00	0.00	0.00	(0.51)
08/10/2020	18/01/2021	0.35	935.71	829.98	(105.72)	935.71	935.71	0.00	0.00	0.00	0.00	(105.72)
17/09/2020	18/01/2021	0.54	1,441.15	1,278.82	(162.34)	1,441.15	1,441.15	0.00	0.00	0.00	0.00	(162.34)
17/09/2020	23/01/2021	0.46	1,236.53	1,111.03	(125.50)	1,236.53	1,236.53	0.00	0.00	0.00	0.00	(125.50)
17/09/2020	23/01/2021	0.40	1,071.07	962.36	(108.71)	1,071.07	1,071.07	0.00	0.00	0.00	0.00	(108.71)
17/09/2020	03/02/2021	0.04	109.62	98.99	(10.63)	109.62	109.62	0.00	0.00	0.00	0.00	(10.63)
17/09/2020	03/02/2021	0.96	2,568.05	2,318.86	(249.19)	2,568.05	2,568.05	0.00	0.00	0.00	0.00	(249.19)
		4.15	11,114.21	10,318.65	(795.56)	11,114.21	11,114.21	0.00	0.00	0.00	9.51	(805.07)
XLM1 - Stellar												
26/12/2020	06/01/2021	1,037.00	200.10	288.91	88.81	200.10	200.10	0.00	0.00	0.00	88.81	0.00
28/02/2021	02/04/2021	100.00	57.49	57.71	0.22	57.49	57.49	0.00	0.00	0.00	0.22	0.00
28/02/2021	02/04/2021	77.00	44.26	44.44	0.18	44.26	44.26	0.00	0.00	0.00	0.18	0.00

Compass Superfund Realised Capital Gains Report



For The Period 01 July 2020 - 30 June 2021

Investment		Accounting Treatment				Tax Treatment						
Purchase Contract Date	Disposal Contract Date	Units	Cost	Proceeds	Accounting Profit/(Loss)	Adjusted Cost Base	Reduced Cost Base	Indexed Cost Base	Indexed Gains	Discounted Gains (Gross)	Other Gains	Capital Loss
Cryptocurrency												
25/04/2021	15/05/2021	94.00	50.60	86.05	35.45	50.60	50.60	0.00	0.00	0.00	35.45	0.00
25/04/2021	15/05/2021	0.00	0.00	0.00	0.00	0.00	0.00	0.00	0.00	0.00	0.00	0.00
25/04/2021	17/05/2021	94.00	50.60	83.99	33.39	50.60	50.60	0.00	0.00	0.00	33.39	0.00
25/04/2021	17/05/2021	0.00	0.00	0.00	0.00	0.00	0.00	0.00	0.00	0.00	0.00	0.00
		1,402.00	403.05	561.10	158.05	403.05	403.05	0.00	0.00	0.00	158.05	0.00
YFI - yearn.finance												
23/12/2020	04/01/2021	0.02	536.37	543.78	7.41	536.37	536.37	0.00	0.00	0.00	7.41	0.00
23/12/2020	04/01/2021	0.00	67.13	68.06	0.93	67.13	67.13	0.00	0.00	0.00	0.93	0.00
		0.02	603.50	611.84	8.34	603.50	603.50	0.00	0.00	0.00	8.34	0.00
ZRX - 0x (ZRX)												
28/06/2020	15/08/2020	105.00	50.65	79.40	28.75	50.65	50.65	0.00	0.00	0.00	28.75	0.00
18/09/2020	06/02/2021	444.29	263.88	866.45	602.57	263.88	263.88	0.00	0.00	0.00	602.57	0.00
18/09/2020	06/02/2021	55.71	33.09	108.65	75.56	33.09	33.09	0.00	0.00	0.00	75.56	0.00
18/09/2020	23/02/2021	43.00	25.54	72.73	47.19	25.54	25.54	0.00	0.00	0.00	47.19	0.00
18/09/2020	23/02/2021	156.00	92.66	263.87	171.21	92.66	92.66	0.00	0.00	0.00	171.21	0.00
18/09/2020	23/02/2021	156.00	92.66	263.87	171.21	92.66	92.66	0.00	0.00	0.00	171.21	0.00
25/12/2020	23/02/2021	111.00	55.67	187.75	132.08	55.67	55.67	0.00	0.00	0.00	132.08	0.00
18/09/2020	23/02/2021	45.00	26.73	76.12	49.39	26.73	26.73	0.00	0.00	0.00	49.39	0.00
		1,116.00	640.88	1,918.84	1,277.96	640.88	640.88	0.00	0.00	0.00	1,277.96	0.00
		2,720.40	104,251.35	125,662.22	21,410.88	104,251.35	104,251.35	0.00	0.00	0.00	24,619.56	(3,208.68)

Managed Investments (Australian)

Realised Capital Gains Report

For The Period 01 July 2020 - 30 June 2021



Investment		Accounting Treatment				Tax Treatment						
Purchase Contract Date	Disposal Contract Date	Units	Cost	Proceeds	Accounting Profit/(Loss)	Adjusted Cost Base	Reduced Cost Base	Indexed Cost Base	Indexed Gains	Discounted Gains (Gross)	Other Gains	Capital Loss
Managed Investments (Australian)												
SHARELO - Sharelord Investor												
		0.00	0.00	0.00	0.00	0.00	0.00	0.00	0.00	0.00	2,830.00	0.00
		0.00	0.00	0.00	0.00	0.00	0.00	0.00	0.00	0.00	2,830.00	0.00
		0.00	0.00	0.00	0.00	0.00	0.00	0.00	0.00	0.00	2,830.00	0.00
		2,720.40	104,251.35	125,662.22	21,410.88	104,251.35	104,251.35	0.00	0.00	0.00	27,449.56	(3,208.68)

Compass Superfund Unrealised Capital Gains Report



As at 30 June 2021

Investment	Units	Cost	Tax Deferred /Depreciation	CGT Cost Base	Market Value	Projected Profit /(Loss)	Taxable Profit Indexation	Taxable Profit Discounted	Taxable Profit Notional
Cryptocurrency									
AAVE - AAVE	2.00	781.88	0.00	781.88	616.6100	(165.27)	0.00	0.00	0.00
ADA - Cardano	90.00	179.28	0.00	179.28	158.6399	(20.64)	0.00	0.00	0.00
BITC - Bitcoin	0.01	473.33	0.00	473.33	506.7800	33.45	0.00	0.02	0.00
COMP - Compound	1.70	819.18	0.00	819.18	700.8000	(118.38)	0.00	0.00	0.00
DOT - Polkadot	10.00	271.35	0.00	271.35	204.9400	(66.41)	0.00	0.00	0.00
ETH - Ethereum- ETH	2.80	4,785.61	0.00	4,785.61	7,951.0200	3,165.41	0.00	0.00	0.00
GRT - The Graph	208.00	339.41	0.00	339.41	165.6098	(173.80)	0.00	0.00	0.00
LINK - Chainlink	15.00	519.59	0.00	519.59	376.0500	(143.54)	0.00	0.00	0.00
LTC - LTC	12.00	1,013.06	0.00	1,013.06	2,238.4700	1,225.41	0.00	0.00	0.00
MKR - Maker	0.13	416.87	0.00	416.87	454.9900	38.12	0.00	0.00	0.00
PMGT - PERTH MINT GOLD TOKEN	5.10	12,380.78	0.00	12,380.78	11,891.2100	(489.57)	0.00	0.00	0.00
SNX1 - Synthetix Network Token	10.00	230.84	0.00	230.84	92.3000	(138.54)	0.00	0.00	0.00
		22,211.18	0.00	22,211.18	25,357.4197	3,146.24	0.00	0.02	0.00
Collectables (Coins, Stamps, Wine and Other Personal Use Assets)									
DIAMONDS - Argyle Pink Diamonds (weight 0.100ct)	2.00	18,640.00	0.00	18,640.00	32,600.0000	13,960.00	0.00	0.00	0.00
DIAMONDS2 - Argyle Pink Diamonds (weight 0.150ct)	10.00	4,930.00	0.00	4,930.00	8,600.0000	3,670.00	0.00	0.00	0.00
GOLD1 - 1oz 2021 Golden Eagle Nugget Gold Coin 99.9%	1.00	2,546.75	0.00	2,546.75	2,360.3500	(186.40)	0.00	0.00	0.00
GOLDBAR - 1oz Gold Cast Perth Mint Bars 99.99%	3.00	7,808.64	0.00	7,808.64	7,081.0500	(727.59)	0.00	0.00	0.00
SILVERBAR - 10 oz Silver bar	2.00	792.80	0.00	792.80	696.7000	(96.10)	0.00	0.00	0.00
		34,718.19	0.00	34,718.19	51,338.1000	16,619.91	0.00	0.00	0.00
Loans to Associated Entities (In house loans) - Unitted									

Compass Superfund

Unrealised Capital Gains Report

As at 30 June 2021



Investment	Units	Cost	Tax Deferred /Depreciation	CGT Cost Base	Market Value	Projected Profit /Loss	Taxable Profit Indexation	Taxable Profit Discounted	Taxable Profit Notional
Loans to Associated Entities (In house loans) - Unitised									
In House_Compass SF - In House Loans- Compass SF	1.00	421.03	0.00	421.03	173.0300	(248.00)	0.00	0.00	0.00
		421.03	0.00	421.03	173.0300	(248.00)	0.00	0.00	0.00
Managed Investments (Australian)									
SHARELO - Sharelord Investor	1.00	68,882.34	0.54	68,881.80	65,369.5600	(3,512.24)	0.00	0.00	0.00
		68,882.34	0.54	68,881.80	65,369.5600	(3,512.24)	0.00	0.00	0.00
		126,232.74	0.54	126,232.20	142,238.1097	16,005.91	0.00	0.02	0.00

Memorandum of Resolutions of the Director(s) of

Astoday Pty Ltd ACN: 615996793

ATF Compass Superfund

FINANCIAL STATEMENTS OF SUPERANNUATION FUND:

It was resolved that the financial statements would be prepared as special purpose financial statements as, in the opinion of the trustee(s), the Superannuation Fund is a non-reporting entity and therefore is not required to comply with all Australian Accounting Standards.

It was further resolved that the financial statements and notes to the financial statements of the Superannuation Fund in respect of the year ended 30 June 2021 thereon be adopted.

TRUSTEE'S DECLARATION:

It was resolved that the trustee's declaration of the Superannuation Fund be signed.

ANNUAL RETURN:

Being satisfied that the Fund had complied with the requirements of the Superannuation Industry (Supervision) Act 1993 (SISA) and Regulations during the year ended 30 June 2021, it was resolved that the annual return be approved, signed and lodged with the Australian Taxation Office.

TRUST DEED:

It was resolved that the advice received from the Fund's legal adviser confirming that the fund's trust deed is consistent with all relevant superannuation and trust law.

INVESTMENT STRATEGY:

The allocation of the Fund's assets and the Fund's investment performance over the financial year were reviewed and found to be within the acceptable ranges outlined in the investment strategy. After considering the risk, rate of return, diversification and liquidity of the investments and the ability of the Fund to discharge its existing liabilities, it was resolved that the investment strategy continues to reflect the purposes and circumstances of the Fund and its members. Accordingly, no changes in the investment strategy were required.

INVESTMENT – PERSONAL USE:

It was confirmed that no investments or assets were used by the member(s) for personal purposes.

INSURANCE COVER:

The trustee(s) reviewed the current life and total and permanent disability insurance coverage on offer to the members and resolved that the current insurance arrangements were appropriate for the Fund.

ALLOCATION OF INCOME:

It was resolved that the income of the Fund would be allocated to the members based on their average daily balance (an alternative allocation basis may be percentage of opening balance).

INVESTMENT ACQUISITIONS:

It was resolved to ratify the investment acquisitions throughout the financial year ended 30 June 2021.

INVESTMENT DISPOSALS:

It was resolved to ratify the investment disposals throughout the financial year ended 30 June 2021.

AUDITORS:

It was resolved that

Anthony Boys

of

PO Box 3376, RUNDLE MALL, South Australia 5000

act as auditors of the Fund for the next financial year.

Memorandum of Resolutions of the Director(s) of

Astoday Pty Ltd ACN: 615996793

ATF Compass Superfund

TAX AGENTS:

It was resolved that

Mora Wealth Accountants Pty Ltd

act as tax agents of the Fund for the next financial year.

TRUSTEE STATUS:

Each of the trustee(s) confirmed that they are qualified to act as trustee(s) of the Fund and that they are not disqualified persons as defined by s 120 of the SISA.

CONTRIBUTIONS RECEIVED:

It was resolved that the contributions during the year be allocated to members on the basis of the schedule provided by the principal Fund employer.

ACCEPTANCE OF ROLLOVERS:

The trustee has ensured that any rollover made to the Fund, meets the requirements of the Fund's deed and does not breach the superannuation laws in relation to:

1. making rollover between Funds; and,
2. breaching the Fund or the member investment strategy.

The trustee has reviewed the rollover and received advice that the rollover is in accordance with the Trust Deed and the rules of the Fund and the superannuation laws. As such the trustee has resolved to accept the rollover on behalf of the member.

PAYMENT OF BENEFITS:

The trustee has ensured that any payment of benefits made from the Fund, meets the requirements of the Fund's deed and does not breach the superannuation laws in relation to:

1. making payments to members; and,
2. breaching the Fund or the member investment strategy.

The trustee has reviewed the payment of the benefit and received advice that the transfer is in accordance with the Deed and the superannuation laws. As such the trustee has resolved to allow the payment of the benefits on behalf of the member.

CLOSURE:

Signed as a true record –

.....

Sally Richards

/ /

Compass Superfund
Trial Balance



As at 30 June 2021

Last Year	Code	Account Name	Units	Debits \$	Credits \$
	23800	Distributions Received			
(179.43)	23800/SHARELO	Sharelord Investor			0.00
	23900	Dividends Received			
(47.64)	23900/SHARELO	Sharelord Investor			410.19
	24200	Contributions			
	24200/RICSAL00001A	(Contributions) Richards, Sally - Accumulation			501.00
(908.42)	24700	Changes in Market Values of Investments			34,090.13
	25000	Interest Received			
(191.32)	25000/CBA10696889	CBA Direct Investment Account 6889			36.92
(0.01)	26700	Other Income			
	28500	Transfers In			
(55,000.00)	28500/RICSAL00001A	(Transfers In) Richards, Sally - Accumulation			
1,705.00	30100	Accountancy Fees		935.00	
259.00	30400	ATO Supervisory Levy		259.00	
660.00	30700	Auditor's Remuneration		330.00	
54.00	30800	ASIC Fees		55.00	
898.00	30900	Advisor Fees			
49.95	31500	Bank Charges		49.95	
	37500	Investment Expenses			
463.50	37500/6201454011	Investment Expenses		1,847.00	
	37500/6201454012	Perth Mint Collectables		370.00	
	37500/SHARELO	Sharelord Investor		275.57	
0.03	37900	Interest Paid			
80.00	38200	Fines		82.00	
(78.10)	48500	Income Tax Expense			190.94
52,235.44	49000	Profit/Loss Allocation Account		31,025.66	
	50010	Opening Balance			
(83,159.83)	50010/RICSAL00001A	(Opening Balance) Richards, Sally - Accumulation			135,395.27
	52420	Contributions			

Compass Superfund Trial Balance



As at 30 June 2021

Last Year	Code	Account Name	Units	Debits \$	Credits \$
0.00	52420/RICSAL00001A	(Contributions) Richards, Sally - Accumulation			501.00
	52850	Transfers In			
(55,000.00)	52850/RICSAL00001A	(Transfers In) Richards, Sally - Accumulation			0.00
	53100	Share of Profit/(Loss)			
2,764.56	53100/RICSAL00001A	(Share of Profit/(Loss)) Richards, Sally - Accumulation			30,524.66
	60400	Bank Accounts			
84,059.91	60400/CBA10696889	CBA Direct Investment Account 6889		1,784.00	
6,296.43	60400/Indepen	Independent Reserve		19,979.78	
0.00	68000	Sundry Debtors		2,150.00	
	70040	Cryptocurrency			
	70040/AAVE	AAVE	2.0000	616.61	
	70040/ADA	Cardano	90.0000	158.64	
1,274.19	70040/BITC	Bitcoin	0.0110	506.78	
	70040/COMP	Compound	1.7000	700.80	
	70040/DOT	Polkadot	10.0000	204.94	
980.04	70040/ETH	Ethereum- ETH	2.8000	7,951.02	
	70040/GRT	The Graph	208.0000	165.61	
	70040/LINK	Chainlink	15.0000	376.05	
297.15	70040/LTC	LTC	12.0000	2,238.47	
	70040/MKR	Maker	0.1300	454.99	
	70040/PMGT	PERTH MINT GOLD TOKEN	5.1000	11,891.21	
	70040/SNX1	Synthetix Network Token	10.0000	92.30	
51.09	70040/ZRX	0x (ZRX)	0.0000		0.00
	71000	Collectables (Coins, Stamps, Wine and Other Personal Use Assets)			
	71000/DIAMONDS	Argyle Pink Diamonds (weight 0.100ct)	2.0000	32,600.00	
	71000/DIAMONDS2	Argyle Pink Diamonds (weight 0.150ct)	10.0000	8,600.00	
	71000/GOLD1	1oz 2021 Golden Eagle Nugget Gold Coin 99.9%	1.0000	2,360.35	
	71000/GOLDBAR	1oz Gold Cast Perth Mint Bars 99.99%	3.0000	7,081.05	

Trial Balance

As at 30 June 2021

Last Year	Code	Account Name	Units	Debits \$	Credits \$
	71000/SILVERBAR	10 oz Silver bar	2.0000	696.70	
	74250	Loans to Associated Entities (In house loans) - Unitised			
421.03	74250/In House_Compass SF	In House Loans- Compass SF	1.0000	173.03	
	74700	Managed Investments (Australian)			
41,922.97	74700/SHARELO	Sharelord Investor	1.0000	65,369.56	
92.46	85000	Income Tax Payable/Refundable		269.04	
				201,650.11	201,650.11

Current Year Profit/(Loss): 30,834.72

T - TAX RETURN

SMSF Tax Return**2021**

1 Jul 2020—30 Jun 2021

TFN Recorded

PART A ELECTRONIC LODGMENT DECLARATION (FORM P, T, F, SMSF OR EX)

This declaration is to be completed where the tax return is to be lodged via the Tax Office's electronic lodgment service (ELS). It is the responsibility of the taxpayer to retain this declaration for a period of five years after the declaration is made, penalties may apply for failure to do so.

Privacy

The ATO is authorised by the *Taxation Administration Act 1953* to request the provision of tax file numbers (TFNs). The ATO will use the TFNs to identify each partner or beneficiary or entity in our records. It is not an offence not to provide the TFNs. However, you cannot lodge your tax return electronically if you do not quote your TFN.

Taxation law authorises the ATO to collect information and to disclose it to other government agencies. For information about your privacy go to ato.gov.au/privacy

The Australian Business Register

The Commissioner of Taxation, as Registrar of the Australian Business Register, may use the ABN and business details which you provide on this tax return to maintain the integrity of the register.

Please refer to the privacy statement on the Australian Business Register (ABR) website (www.abr.gov.au) for further information – it outlines our commitment to safeguarding your details.

Electronic Funds Transfer – Direct Debit

Where you have requested an EFT direct debit some of your details will be provided to your financial institution and the Tax Office's sponsor bank to facilitate the payment of your taxation liability from your nominated account.

Tax File Number	Name of partnership, trust, fund or entity	Year
TFN Recorded	Compass Superfund	2021

I authorise my tax agent to electronically transmit this tax return via the electronic lodgment service.

Important

Before making this declaration please check to ensure that all income has been disclosed and the tax return is true and correct in every detail. If you are in doubt about any aspect of the tax return, place all the facts before the Tax Office. The tax law provides heavy penalties for false or misleading statements on tax returns.

Declaration - I declare that:

- the information provided to my registered tax agent for the preparation of this tax return, including any applicable schedules is true and correct, and
- the agent is authorised to lodge this tax return.

Signature of partner, trustee or director	Date
---	------

PART B ELECTRONIC FUNDS TRANSFER CONSENT

This declaration is to be completed when an electronic funds transfer EFT of a refund is requested and the tax return is being lodged through the electronic lodgment service ELS.

This declaration must be signed by the taxpayer prior to the EFT details being transmitted to the Tax Office. If you elect for an EFT, all details below must be completed.

Important

Care should be taken when completing EFT details as the payment of any refund, including any family tax benefit, will be made to the account specified.

Agent Ref No.	Account Name
24742602	Compass Superfund

I authorise the refund to be deposited directly to the account specified.

Signature	Date
-----------	------

PART D TAX AGENTS CERTIFICATE (SHARED FACILITIES USERS ONLY)

Client Ref	Agent Ref No.	Contact Name	Contact No.
RICH5040	24742602	Mora Wealth Accountants Pty Ltd	0893091233

Declaration - I declare that:

- I have prepared this tax return and/or family tax benefit tax claim in accordance with the information supplied by the taxpayer
- I have received a declaration made by the taxpayer that the information provided to me for the preparation of this document is true and correct, and
- I am authorised by the taxpayer to lodge this tax return and any applicable schedules that are attached.

Agent's Signature	Date
-------------------	------

Section A: Fund information

Period start 01/07/2020

Period end 30/06/2021

1 TAX FILE NUMBER TFN Recorded

2 NAME OF SELF-MANAGED SUPERANNUATION FUND (SMSF) Compass Superfund

3 AUSTRALIAN BUSINESS NUMBER 82 807 949 829

4 CURRENT POSTAL ADDRESS

Address	Town/City	State	Postcode
PO Box 1389	Wangara DC	WA	6947

5 ANNUAL RETURN STATUS

Is this the first required return for a newly registered SMSF? No

6 SMSF AUDITOR

Title Mr

First name Anthony

Other name William

Family name Boys

SMSF auditor number 100014140

Contact number 61-410712708

Auditor Address	Town/City	State	Postcode
PO Box 3376	RUNDLE MALL	SA	5000

Was part A of the audit report qualified? B No

Was part B of the audit report qualified? C No

7 ELECTRONIC FUNDS TRANSFER (EFT)

A. Fund's financial institution account details

BSB number 066163

Account number 10696889

Account name Compass Superfund

I would like my tax refunds made to this account Yes

8 STATUS OF SMSF

Australian superannuation fund? A Yes

Fund benefit structure B A

Does the fund trust deed allow acceptance of the Government's Super Co-contribution and Low Income Super Contribution? C Yes

Section B: Income

11 INCOME

Prior year losses brought forward

Other Net Capital Losses		\$93,748.00
Did you have a CGT event during the year?	G	Yes
Have you applied an exemption or rollover?	M	No
Net capital gain	A	\$0.00

Losses carried forward

Other Net Capital Losses		\$69,508.00
Gross interest income	C	\$36.00
Tax file number amounts withheld from gross interest		\$0.00
Transfers from foreign funds income	Number 0 F	
Franked dividend income amount	K	\$420.00
Franking credit	L	\$180.00
Assessable contributions	(R1 + R2 + R3 less R6) R	\$0.00
No-TFN-quoted contributions	R3	\$0.00
Gross income	W	\$636.00
Total assessable income	V	\$636.00

Section C: Deductions and non-deductible expenses

12 DEDUCTIONS

		Deductions		Non-Deductible Expenses
SMSF auditor fee	H1	\$330.00	H2	\$0.00
Investment expenses	I1	\$2,492.00	I2	\$0.00
Management and administration expenses	J1	\$1,298.00	J2	\$0.00
Totals	N	\$4,120.00	Y	\$0.00
Total SMSF expenses		(N + Y)	Z	\$4,120.00
Taxable income or loss		(TOTAL ASSESSABLE INCOME less TOTAL DEDUCTIONS)	O	\$3,484.00

Section D: Income tax calculation statement

13 CALCULATION STATEMENT

Tax on taxable income	T1	\$0.00
Tax on no-TFN-quoted contributions	J	\$0.00
Gross tax	B	\$0.00
Subtotal	(B less C - cannot be less than zero) T2	\$0.00

Non-refundable carry forward tax offsets	(D1 + D2 + D3 + D4)	D	\$0.00
Early stage venture capital limited partnership tax offset		D1	\$0.00
Early stage venture capital limited partnership tax offset carried forward from previous year		D2	\$0.00
Early stage investor tax offset		D3	\$0.00
Early stage investor tax offset carried forward from previous year		D4	\$0.00
Subtotal	(T2 less D – cannot be less than zero)	T3	\$0.00
REFUNDABLE TAX OFFSETS	(E1 + E2 + E3 + E4)	E	\$180.34
Complying fund's franking credits tax offset		E1	\$180.34
Exploration credit tax offset		E4	\$0.00
Tax Payable		T5	\$0.00
Eligible credits	(H1 + H2 + H3 + H5 + H6 + H8)	H	\$10.60
Credit for tax withheld – where ABN or TFN not quoted (non-individual)		H3	\$10.60
Credit for TFN amounts withheld from payments from closely held trusts		H5	\$0.00
Credit for amounts withheld from foreign resident capital gains withholding		H8	\$0.00
Tax offset refunds (Remainder of refundable tax offsets)		I	\$180.34
Supervisory levy		L	\$259.00
Supervisory levy adjustment for wound up funds		M	\$0.00
Supervisory levy adjustment for new funds		N	\$0.00
Amount payable		S	\$68.06

Section E: Losses

14 LOSSES

Tax losses carried forward to later income years	U	\$7,078.00
Net capital losses carried forward to later income years	V	\$69,508.00

Section H: Assets and liabilities

15 ASSETS

15a Australian managed investments

Other managed investments	D	\$65,370.00
---------------------------	----------	-------------

15b Australian direct investments

Cash and term deposits	\$1,784.00 + \$19,979.78	E	\$21,764.00
Loans		G	\$173.00
Collectables and personal use assets		M	\$51,338.00
Other assets	\$2,150.00 + \$269.00	O	\$2,419.00

15c Other investments

Crypto-Currency	N	\$25,357.00
-----------------	----------	-------------

15d Overseas direct investments

Total Australian and overseas assets	U	\$166,421.00
---	----------	---------------------

16 LIABILITIES

Total member closing account balances	W	\$166,421.00
---------------------------------------	----------	--------------

Total liabilities	Z	\$166,421.00
--------------------------	----------	---------------------

Section K : Declarations**PREFERRED TRUSTEE OR DIRECTOR CONTACT DETAILS**

Title	Ms
-------	----

First name	Sally
------------	-------

Other name	Royal
------------	-------

Family name	Richards
-------------	----------

Non-individual trustee name	Astoday Pty Ltd
-----------------------------	-----------------

Contact number	08 93317553
----------------	-------------

TAX AGENT'S CONTACT DETAILS

Practice name	Mora Wealth Accountants Pty Ltd
---------------	------------------------------------

Title	Mr
-------	----

First name	Alex
------------	------

Family name	Mora
-------------	------

Contact number	08 93091233
----------------	-------------

Member 1 — Richards, Sally (TFN Recorded)

Account status		Open
Tax File Number		TFN Recorded
INDIVIDUAL NAME		
Title		Ms
Given name		Sally
Other given names		
Family name		Richards
Suffix		
Date of birth		19 Feb 1956
Date of death		
CONTRIBUTIONS		
Opening account balance		\$135,395.27
Employer contributions	A	
Principal Employer ABN	A1	
Personal contributions	B	\$501.00
CGT small business retirement exemption	C	
CGT small business 15 year exemption	D	
Personal injury election	E	
Spouse and child contributions	F	
Other third party contributions	G	
Proceeds from primary residence disposal	H	
Receipt date	H1	
Assessable foreign superannuation fund amount	I	
Non-assessable foreign superannuation fund amount	J	
Transfer from reserve: assessable amount	K	
Transfer from reserve: non-assessable amount	L	
Contributions from non-complying funds and previously non-complying funds	T	
Any other contributions (including Super Co-contributions and Low Income Super Contributions)	M	
Total Contributions	N	\$501.00

OTHER TRANSACTIONS

Allocated earnings or losses	O	\$30,525.66
Inward rollovers and transfers	P	
Outward rollovers and transfers	Q	
TRIS Count		
Accumulation phase account balance	S1	\$166,421.93
Retirement phase account balance - Non CDBIS	S2	
Retirement phase account balance - CDBIS	S3	
Accumulation phase value	X1	
Retirement phase value	X2	
Outstanding Limited recourse borrowing arrangement	Y	
Lump Sum payment	R1	
Income stream payment	R2	
Closing account balance	S	\$166,421.93

Capital Gains Tax Schedule

1 CURRENT YEAR CAPITAL GAINS AND CAPITAL LOSSES	Capital gains	Capital losses
Shares in companies listed on an Australian securities exchange	A	K
Other shares	B	L
Units in unit trusts listed on an Australian securities exchange	C	M
Other units	D	N
Real estate situated in Australia	E	O
Other real estate	F	P
Amount of capital gains from a trust (including a managed fund)	G	\$2,830.00
Collectables	H	Q
Other CGT assets and any other CGT events	I	\$24,618.00
Amount of capital gain previously deferred under transitional CGT relief for superannuation funds	S	
Total current year	J	\$27,448.00
2 CAPITAL LOSSES		
Total current year capital losses applied	B	\$3,208.00
Total prior year net capital losses applied	C	\$24,240.00
Total capital losses transferred in applied (only for transfers involving a foreign bank branch or permanent establishment of a foreign financial entity)	D	
Total capital losses applied	E	\$27,448.00
3 UNAPPLIED NET CAPITAL LOSSES CARRIED FORWARD		
Net capital losses from collectables carried forward to later income years	A	
Other net capital losses carried forward to later income years	B	\$69,508.00
4 CGT DISCOUNT		
Total CGT discount applied	A	
5 CGT CONCESSIONS FOR SMALL BUSINESS		
Small business active asset reduction	A	
Small business retirement exemption	B	
Small business rollover	C	
Total small business concessions applied	D	\$0.00
6 NET CAPITAL GAIN		
	A	\$0.00
1J less 2E less 4A less 5D (cannot be less than zero). Amount will appear at label A, Net capital gain on your tax return		
7 EARNOUT ARRANGEMENTS		
Income year earnout right created	F	
Amended net capital gain or capital losses carried forward	G	

8 OTHER CGT INFORMATION REQUIRED (IF APPLICABLE)

Small business 15 year exemption – exempt capital gains	A
Capital gains disregarded by a foreign resident	B
Capital gains disregarded as a result of a scrip for scrip rollover	C
Capital gains disregarded as a result of an inter-company asset rollover	D
Capital gains disregarded by a demerging entity	E

Losses schedule

Part A Losses carried forward to the 2021–2022 income year

1 TAX LOSSES CARRIED FORWARD TO LATER INCOME YEARS		
2020–2021	B	\$3,484.00
2019–2020	C	\$3,594.00
2018–2019	D	
2017–2018	E	
2016–2017	F	
2015–2016 and earlier years	G	
Total	U	\$7,078.00
2 NET CAPITAL LOSSES CARRIED FORWARD TO LATER INCOME YEARS		
2020–2021	H	
2019–2020	I	
2018–2019	J	\$13,843.00
2017–2018	K	\$55,665.00
2016–2017	L	
2015–2016 and earlier years	M	
Total	V	\$69,508.00

Part B Ownership and same business test

1 WHETHER CONTINUITY OF MAJORITY OWNERSHIP TEST PASSED		
2020–2021	A	
2019–2020	B	
2018–2019	C	
2017–2018	D	
2016–2017	E	
2015–2016 and earlier years	F	
2 AMOUNT OF LOSSES DEDUCTED FOR WHICH THE CONTINUITY OF MAJORITY OWNERSHIP TEST IS NOT PASSED BUT THE BUSINESS CONTINUITY TEST IS SATISFIED – EXCLUDES FILM LOSSES		
Tax losses	G	
Net capital losses	H	
3 LOSSES CARRIED FORWARD FOR WHICH THE BUSINESS CONTINUITY TEST MUST BE SATISFIED BEFORE THEY CAN BE DEDUCTED IN LATER YEARS – EXCLUDES FILM LOSSES		
Tax losses	I	
Net capital losses	J	
4 DO CURRENT YEAR LOSS PROVISIONS APPLY?		
Is the company required to calculate its taxable income or tax loss for the year under Subdivision 165-B or its net capital gain or net capital loss for the year under Subdivision 165-CB of the <i>Income Tax Assessment Act 1997</i> (ITAA 1997)?	K	

Part C Unrealised losses

Has a changeover time occurred in relation to the company after 1.00pm by legal time in the Australian Capital Territory on 11 November 1999?	L
At the changeover time did the company satisfy the maximum net asset value test under section 152-15 of ITAA 1997?	M
If you selected No at M, has the company determined it had an unrealised net loss at the changeover time?	N
If you selected Yes at N, what was the amount of unrealised net loss calculated under section 165-115E of ITAA 1997?	O

Part D Life insurance companies

Complying superannuation class tax losses carried forward to later income years	P
Complying superannuation net capital losses carried forward to later income years	Q

Part E Controlled foreign company losses

Current year CFC losses	M
CFC losses deducted	N
CFC losses carried forward	O

Part F Tax losses reconciliation statement

Balance of tax losses brought forward from the prior income year	A	\$3,594.00
ADD Uplift of tax losses of designated infrastructure project entities	B	
SUBTRACT Net forgiven amount of debt	C	
ADD Tax loss incurred (if any) during current year	D	\$3,484.00
ADD Tax loss amount from conversion of excess franking offsets	E	
SUBTRACT Net exempt income	F	
SUBTRACT Tax losses forgone	G	
SUBTRACT Tax losses deducted	H	
SUBTRACT Tax losses transferred out under Subdivision 170-A (only for transfers involving a foreign bank branch or a PE of a foreign financial entity)	I	
Total tax losses carried forward to later income years	J	\$7,078.00

Worksheets

11 INCOME

C Gross interest income

Description	Tax Withheld	Interest
Imported from SF360	\$0.00	\$36.00
Total	\$0.00	\$36.00

12 DEDUCTIONS

H SMSF auditor fee

Description	Deductible	Non deductible
Imported from SF360	\$330.00	\$0.00
Total	\$330.00	\$0.00

I Investment Expenses

Description	Deductible	Non deductible
Imported from SF360	\$2,492.00	\$0.00
Total	\$2,492.00	\$0.00

J Management and administration expenses

Description	Deductible	Non deductible
Imported from SF360	\$1,298.00	\$0.00
Total	\$1,298.00	\$0.00

13 CALCULATION STATEMENT**D1** Early stage venture capital limited partnership tax offset

Description	Amount
Imported from SF360	\$0.00
Total	\$0.00

D2 Early stage venture capital limited partnership tax offset carried forward from previous year

Description	Amount
Imported from SF360	\$0.00
Total	\$0.00

D3 Early stage investor tax offset

Description	Amount
Imported from SF360	\$0.00
Total	\$0.00

D4 Early stage investor tax offset carried forward from previous year

Description	Amount
Imported from SF360	\$0.00
Total	\$0.00

H5 Credit for TFN amounts withheld from payments from closely held trusts

Description	Amount
Imported from SF360	\$0.00
Total	\$0.00

H8 Credit for amounts withheld from foreign resident capital gains withholding

Description	Amount
Imported from SF360	\$0.00
Total	\$0.00

15 ASSETS**15a** AUSTRALIAN MANAGED INVESTMENTS**D** Other managed investments

Description	Amount
Imported from SF360	\$65,370.00
Total	\$65,370.00

15b AUSTRALIAN DIRECT INVESTMENTS**E** Cash and term deposits

Description	Amount
Imported from SF360	\$21,764.00
Total	\$21,764.00

G Loans

Description	Amount
Imported from SF360	\$173.00
Total	\$173.00

M Collectables and personal use assets

Description	Amount
Imported from SF360	\$51,338.00
Total	\$51,338.00

O Other assets

Description	Amount
Imported from SF360	\$2,419.00
Total	\$2,419.00

15c OTHER INVESTMENTS

N Crypto-currency

Description	Amount
Imported from SF360	\$25,357.00
Total	\$25,357.00

W - WORKING PAPER

Compass Superfund Investment Income Comparison Report



As at 30 June 2021

Investment	Ledger Data			ASX & UUT Data						
	Transaction Date	Income Amount	Franking Credit	Date Payable	Ex Div/Dist Date	Units On Hand	45 Day Qualified	Amount per share/unit	Estimated Income	Estimated Franking*
Unreconciled										
Managed Investments (Australian)										
SHARELO	Sharelord Investor	30/06/2021	420.79	180.34						
			420.79	180.34						
			420.79	180.34						

*Franking credit is estimated using 45 day qualified units. The estimation might not be accurate for preference shares and hedging arrangements.

Compass Superfund Contributions Breakdown Report



For The Period 01 July 2020 - 30 June 2021

Summary

Member	D.O.B	Age (at 30/06/2020)	Total Super Balance (at 30/06/2020) *1	Concessional	Non-Concessional	Other	Reserves	Total
Richards, Sally	Provided	64	135,395.27	0.00	501.00	0.00	0.00	501.00
All Members				0.00	501.00	0.00	0.00	501.00

*1 TSB can include information external to current fund's transaction records. The amount is per individual across all funds.

Contribution Caps

Member	Contribution Type	Contributions	Cap	Current Position
Richards, Sally	Concessional (5 year carry forward cap available)	0.00	71,692.20	71,692.20 Below Cap
	Non-Concessional	501.00	100,000.00	99,499.00 Below Cap

Carry Forward Unused Concessional Contribution Cap

Member	2016	2017	2018	2019	2020	2021	Current Position
Richards, Sally							
Concessional Contribution Cap	35,000.00	35,000.00	25,000.00	25,000.00	25,000.00	25,000.00	
Concessional Contribution	0.00	2,373.93	13,087.71	3,307.80	0.00	0.00	
Unused Concessional Contribution	0.00	0.00	0.00	21,692.20	25,000.00	25,000.00	
Cumulative Carry Forward Unused	N/A	N/A	N/A	0.00	21,692.20	46,692.20	
Maximum Cap Available	35,000.00	35,000.00	25,000.00	25,000.00	46,692.20	71,692.20	71,692.20 Below Cap
Total Super Balance	0.00	0.00	116,366.82	77,299.34	83,159.83	135,395.27	

NCC Bring Forward Caps

Member	Bring Forward Cap	2018	2019	2020	2021	Total	Current Position
Richards, Sally	N/A	0.00	0.00	0.00	501.00	N/A	Bring Forward Not Triggered

Richards, Sally

Date	Transaction Description	Ledger Data				SuperStream Data					
		Contribution Type	Concessional	Non-Concession	Other	Reserves	Contribution	Employer	Concessional	Non-Concess	Other
24/08/2020	Transfer from CommBank app Return trader Sub	Personal - Non-Concessional		501.00							
Total - Richards, Sally			0.00	501.00	0.00	0.00			0.00	0.00	0.00
Total for All Members			0.00	501.00	0.00	0.00					

Compass Superfund General Ledger



As at 30 June 2021

Transaction Date	Description	Units	Debit	Credit	Balance \$
Interest Received (25000)					
<u>CBA Direct Investment Account 6889 (CBA10696889)</u>					
01/07/2020	Credit Interest			13.11	13.11 CR
01/08/2020	Credit Interest			9.72	22.83 CR
01/09/2020	Credit Interest			6.94	29.77 CR
01/10/2020	Credit Interest			3.58	33.35 CR
01/11/2020	Credit Interest			2.44	35.79 CR
01/12/2020	Credit Interest			1.10	36.89 CR
01/01/2021	Credit Interest			0.03	36.92 CR
				36.92	36.92 CR

Total Debits: 0.00

Total Credits: 36.92

Compass Superfund General Ledger



As at 30 June 2021

Transaction Date	Description	Units	Debit	Credit	Balance \$
Accountancy Fees (30100)					
<u>Accountancy Fees (30100)</u>					
26/05/2021	Transfer to other Bank NetBank CompassSuperTaxRet		935.00		935.00 DR
			935.00		935.00 DR
ATO Supervisory Levy (30400)					
<u>ATO Supervisory Levy (30400)</u>					
06/09/2020	Transfer to xx8458 NetBank Tax 2 ATO for smsf		259.00		259.00 DR
			259.00		259.00 DR
Auditor's Remuneration (30700)					
<u>Auditor's Remuneration (30700)</u>					
26/05/2021	Transfer to other Bank NetBank CompassSuperTaxRet		330.00		330.00 DR
			330.00		330.00 DR
ASIC Fees (30800)					
<u>ASIC Fees (30800)</u>					
05/02/2021	ASIC NetBank BPAY 173012296159967936 ASICfee Astodaypty		55.00		55.00 DR
			55.00		55.00 DR
Investment Expenses (37500)					
<u>Investment Expenses (6201454011)</u>					
01/07/2020	Record expenses and reverse the loan amount		248.00		248.00 DR
26/11/2020	Transfer to xx8458 NetBank 1st Mov Algo Alert		999.00		1,247.00 DR
30/06/2021	Transfer to other Bank NetBank Inv0465 Fee1yrBox		600.00		1,847.00 DR
			1,847.00		1,847.00 DR
<u>Perth Mint Collectables (6201454012)</u>					
18/11/2020	Transfer to other Bank NetBank INV 0224 BOX6J		370.00		370.00 DR
			370.00		370.00 DR
<u>Sharelord Investor (SHARELO)</u>					
30/06/2021	Portfolio Income and Expense		275.57		275.57 DR
			275.57		275.57 DR
Fines (38200)					
<u>Fines (38200)</u>					
05/02/2021	ASIC NetBank BPAY 173012296159967936 ASICfee Astodaypty		82.00		82.00 DR
			82.00		82.00 DR
Total Debits:	4,153.57				
Total Credits:	0.00				

Compass Superfund General Ledger



As at 30 June 2021

Transaction Date	Description	Units	Debit	Credit	Balance \$
Loans to Associated Entities (In house loans) - Unitised (74250)					
In House Loans- Compass SF (In House Compass SF)					
01/07/2020	Opening Balance	1.00			421.03 DR
01/07/2020	Record expenses and reverse the loan amount			248.00	173.03 DR
30/06/2021	Revaluation - 30/06/2021 @ \$1.000000 (Exit) - 1.000000 Units on hand			172.03	1.00 DR
30/06/2021	Revaluation - 30/06/2021 @ \$172.030000 (Exit) - 1.000000 Units on hand		171.03		172.03 DR
30/06/2021	Revaluation - 30/06/2021 @ \$173.030000 (Exit) - 1.000000 Units on hand		1.00		173.03 DR
		1.00	172.03	420.03	173.03 DR

Total Debits: 172.03

Total Credits: 420.03

Independent Reserve - Statement of Transactions

Date	Details	Quantity	Brokerage	Price	Value incl Brokerage
27-Jun-21	Limit Sell BTC	0.03500000	\$ 7.70	\$ 43,988.00	\$ 1,531.88
27-Jun-21	Limit Sell LTC	1.00000000	\$ 0.84	\$ 167.00	\$ 166.17
27-Jun-21	Limit Sell ETH	0.50000000	\$ 5.99	\$ 2,395.72	\$ 1,191.87
23-Jun-21	Limit Buy SNX	2.00000000	\$ 0.09	\$ 8.81	\$ 17.70
22-Jun-21	Limit Buy ETH	0.50000000	\$ 5.75	\$ 2,300.00	\$ 1,155.75
22-Jun-21	Limit Buy LTC	1.00000000	\$ 0.76	\$ 151.00	\$ 151.76
22-Jun-21	Limit Buy PMGT	0.50000000	\$ 5.91	\$ 2,363.00	\$ 1,187.41
21-Jun-21	Limit Buy MKR	0.05782465	\$ 0.87	\$ 3,010.00	\$ 174.92
21-Jun-21	Limit Buy BTC	0.02000000	\$ 4.28	\$ 42,810.00	\$ 860.48
21-Jun-21	Limit Buy MKR	0.02217535	\$ 0.33	\$ 3,010.00	\$ 67.08
21-Jun-21	Limit Buy BTC	0.01500000	\$ 3.25	\$ 43,333.00	\$ 653.24
21-Jun-21	Limit Buy ETH	0.50000000	\$ 6.90	\$ 2,758.00	\$ 1,385.90
21-Jun-21	Limit Buy BTC	0.01100000	\$ 2.51	\$ 45,701.00	\$ 505.22
21-Jun-21	Limit Buy ETH	1.00000000	\$ 14.41	\$ 2,881.00	\$ 2,895.41
20-Jun-21	Limit Buy MKR	0.05000000	\$ 0.87	\$ 3,480.00	\$ 174.87
18-Jun-21	Limit Buy COMP	0.50000000	\$ 0.92	\$ 368.00	\$ 184.92
15-Jun-21	Limit Buy AAVE	1.00000000	\$ 1.54	\$ 308.00	\$ 309.54
12-Jun-21	Limit Buy DOT	5.00000000	\$ 0.65	\$ 26.00	\$ 130.65
10-Jun-21	Limit Buy ADA	90.00000000	\$ 0.18	\$ 1.99	\$ 179.28
08-Jun-21	Limit Sell ETH	1.00000000	\$ 16.23	\$ 3,245.80	\$ 3,229.57
08-Jun-21	Limit Sell LTC	6.00000000	\$ 6.11	\$ 203.64	\$ 1,215.73
08-Jun-21	Limit Sell ETH	1.00000000	\$ 16.15	\$ 3,229.00	\$ 3,212.86
08-Jun-21	Limit Sell DOT	5.00000000	\$ 0.69	\$ 27.42	\$ 136.41
08-Jun-21	Limit Sell ETH	0.69329882	\$ 11.25	\$ 3,244.20	\$ 2,237.95
08-Jun-21	Limit Sell ETH	0.30670118	\$ 4.97	\$ 3,244.20	\$ 990.02
08-Jun-21	Limit Sell LTC	2.00000000	\$ 2.04	\$ 203.60	\$ 405.16
08-Jun-21	Limit Sell BTC	0.04244899	\$ 9.20	\$ 43,350.00	\$ 1,830.96
08-Jun-21	Limit Sell BTC	0.00155101	\$ 0.34	\$ 43,350.00	\$ 66.90
04-Jun-21	Limit Sell ETH	0.50000000	\$ 8.57	\$ 3,426.61	\$ 1,704.74
03-Jun-21	Limit Sell BTC	0.01000000	\$ 2.48	\$ 49,559.00	\$ 493.11
31-May-21	Limit Sell ETH	1.00000000	\$ 16.60	\$ 3,320.00	\$ 3,303.40
28-May-21	Limit Buy GRT	100.00000000	\$ 0.51	\$ 1.01	\$ 101.86
28-May-21	Limit Buy BTC	0.02500000	\$ 6.18	\$ 49,458.00	\$ 1,242.63
28-May-21	Limit Buy BTC	0.00900000	\$ 2.23	\$ 49,488.00	\$ 447.62
28-May-21	Limit Buy BTC	0.01000000	\$ 2.47	\$ 49,488.00	\$ 497.35
28-May-21	Limit Buy ETH	0.50000000	\$ 8.80	\$ 3,520.29	\$ 1,768.95
25-May-21	Limit Buy ETH	1.00000000	\$ 16.45	\$ 3,289.00	\$ 3,305.45
25-May-21	Limit Buy ETH	0.50000000	\$ 8.25	\$ 3,300.00	\$ 1,658.25
25-May-21	Limit Buy DOT	5.00000000	\$ 0.70	\$ 28.00	\$ 140.70
25-May-21	Limit Buy AAVE	1.00000000	\$ 2.35	\$ 470.00	\$ 472.35
25-May-21	Limit Buy COMP	1.00000000	\$ 2.57	\$ 513.50	\$ 516.07
25-May-21	Limit Buy BTC	0.01000000	\$ 2.46	\$ 49,274.00	\$ 495.20
25-May-21	Limit Buy ETH	1.00000000	\$ 16.71	\$ 3,341.39	\$ 3,358.10
20-May-21	Limit Sell ETH	0.50000000	\$ 9.32	\$ 3,728.00	\$ 1,854.68
19-May-21	Limit Sell BTC	0.00570000	\$ 1.45	\$ 50,915.00	\$ 288.76
19-May-21	Limit Buy SNX	1.00000000	\$ 0.08	\$ 15.90	\$ 15.98

19-May-21	Limit Buy LTC	1.00000000	\$	1.12	\$	224.00	\$	225.12
19-May-21	Limit Buy COMP	0.20000000	\$	0.59	\$	588.00	\$	118.19
19-May-21	Limit Buy LINK	0.09990000	\$	0.02	\$	33.50	\$	3.36
19-May-21	Limit Buy LINK	9.90010000	\$	1.66	\$	33.50	\$	333.31
19-May-21	Limit Buy LINK	2.00000000	\$	0.36	\$	35.50	\$	71.36
19-May-21	Limit Buy LINK	3.00000000	\$	0.56	\$	37.00	\$	111.56
19-May-21	Limit Buy ETH	0.50000000	\$	8.33	\$	3,333.00	\$	1,674.83
18-May-21	Limit Sell LTC	1.00000000	\$	2.00	\$	400.00	\$	398.00
17-May-21	Limit Sell COMP	0.00010000	\$	0.00	\$	895.00	\$	0.09
17-May-21	Limit Sell COMP	0.99990000	\$	4.47	\$	895.00	\$	890.44
17-May-21	Limit Sell XLM	0.00010000	\$	0.00	\$	0.90	\$	0.00
17-May-21	Limit Sell XLM	93.99990000	\$	0.42	\$	0.90	\$	83.99
17-May-21	Limit Sell DOT	5.00000000	\$	1.29	\$	51.50	\$	256.21
17-May-21	Limit Sell ETH	0.98947357	\$	22.21	\$	4,490.00	\$	4,420.52
17-May-21	Limit Sell ETH	0.01052643	\$	0.24	\$	4,490.00	\$	47.03
15-May-21	Limit Sell XLM	0.00020000	\$	0.00	\$	0.92	\$	0.00
15-May-21	Limit Sell XLM	93.99980000	\$	0.43	\$	0.92	\$	86.05
13-May-21	Limit Buy BTC	0.00400000	\$	1.22	\$	61,008.00	\$	245.25
12-May-21	Limit Sell AAVE	1.00000000	\$	3.80	\$	760.00	\$	756.20
12-May-21	Limit Sell AAVE	0.06849000	\$	0.24	\$	688.00	\$	46.89
25-Apr-21	Limit Buy XLM	188.00000000	\$	0.50	\$	0.54	\$	101.20
25-Apr-21	Limit Buy BTC	0.00170000	\$	0.55	\$	64,668.00	\$	110.49
23-Apr-21	Limit Buy DOT	3.00000000	\$	0.57	\$	38.00	\$	114.57
06-Apr-21	Limit Sell OMG	0.00018000	\$	0.00	\$	11.50	\$	0.00
06-Apr-21	Limit Sell OMG	9.99982000	\$	0.57	\$	11.50	\$	114.42
05-Apr-21	Limit Buy PMGT	1.00000000	\$	11.32	\$	2,263.00	\$	2,274.32
05-Apr-21	Limit Buy PMGT	0.46498000	\$	5.28	\$	2,270.00	\$	1,060.78
05-Apr-21	Limit Buy PMGT	0.05382000	\$	0.61	\$	2,270.00	\$	122.78
03-Apr-21	Limit Buy PMGT	0.02963000	\$	0.34	\$	2,270.00	\$	67.60
03-Apr-21	Limit Buy PMGT	0.11290000	\$	1.28	\$	2,270.00	\$	257.56
03-Apr-21	Limit Buy PMGT	0.11069000	\$	1.26	\$	2,270.00	\$	252.52
03-Apr-21	Limit Sell GRT	4.00000000	\$	0.05	\$	2.55	\$	10.15
02-Apr-21	Limit Buy PMGT	0.01509000	\$	0.17	\$	2,270.00	\$	34.43
02-Apr-21	Limit Buy PMGT	0.15976000	\$	1.81	\$	2,270.00	\$	364.47
02-Apr-21	Limit Sell AAVE	0.32000000	\$	0.82	\$	511.00	\$	162.70
02-Apr-21	Limit Sell AAVE	0.68000000	\$	1.74	\$	511.00	\$	345.74
02-Apr-21	Limit Sell XLM	77.00000000	\$	0.22	\$	0.58	\$	44.44
02-Apr-21	Limit Sell XLM	100.00000000	\$	0.29	\$	0.58	\$	57.71
01-Apr-21	Limit Sell KNCL	25.00000000	\$	0.47	\$	3.73	\$	92.78
01-Apr-21	Limit Buy PMGT	0.05313000	\$	0.60	\$	2,270.00	\$	121.21
01-Apr-21	Limit Sell ETH	0.10000000	\$	1.29	\$	2,588.00	\$	257.51
01-Apr-21	Limit Sell COMP	0.50000000	\$	1.50	\$	599.00	\$	298.00
31-Mar-21	Limit Sell ETH	2.00000000	\$	25.25	\$	2,525.00	\$	5,024.75
31-Mar-21	Limit Sell AAVE	1.00000000	\$	2.44	\$	488.00	\$	485.56
31-Mar-21	Limit Sell BTC	0.02400000	\$	9.27	\$	77,258.00	\$	1,844.92
23-Mar-21	Limit Buy DOT	2.00000000	\$	0.46	\$	46.00	\$	92.46
22-Mar-21	Limit Buy COMP	1.50000000	\$	3.66	\$	488.00	\$	735.66
22-Mar-21	Limit Buy BTC	0.00400000	\$	1.46	\$	73,000.00	\$	293.46
22-Mar-21	Limit Buy PMGT	0.50000000	\$	5.62	\$	2,248.00	\$	1,129.62
22-Mar-21	Limit Buy AAVE	1.00000000	\$	2.36	\$	471.00	\$	473.36

22-Mar-21	Limit Buy BTC	0.01500000	\$	5.54	\$	73,900.00	\$	1,114.04
17-Mar-21	Limit Sell KNCL	15.00000000	\$	0.26	\$	3.50	\$	52.24
13-Mar-21	Limit Buy GRT	100.00000000	\$	0.22	\$	2.20	\$	220.22
11-Mar-21	Limit Sell BTC	0.01000000	\$	3.73	\$	74,500.00	\$	741.28
10-Mar-21	Limit Sell BTC	0.01000000	\$	3.60	\$	72,000.00	\$	716.40
09-Mar-21	Limit Sell BTC	0.01000000	\$	3.55	\$	71,000.00	\$	706.45
09-Mar-21	Limit Sell BTC	0.01000000	\$	3.45	\$	69,000.00	\$	686.55
08-Mar-21	Limit Sell BTC	0.01000000	\$	3.40	\$	68,000.00	\$	676.60
08-Mar-21	Limit Sell BTC	0.01000000	\$	3.34	\$	66,888.00	\$	665.54
07-Mar-21	Limit Sell BTC	0.01000000	\$	3.30	\$	66,000.00	\$	656.70
07-Mar-21	Limit Sell BTC	0.00975288	\$	3.18	\$	65,200.00	\$	632.71
07-Mar-21	Limit Sell BTC	0.00024712	\$	0.08	\$	65,200.00	\$	16.03
07-Mar-21	Limit Sell DOT	5.00000000	\$	0.24	\$	48.20	\$	240.76
04-Mar-21	Limit Sell ETH	1.00000000	\$	10.11	\$	2,022.00	\$	2,011.89
04-Mar-21	Limit Buy AAVE	0.61849000	\$	1.43	\$	464.00	\$	288.41
02-Mar-21	Limit Buy ETH	1.00000000	\$	10.00	\$	2,000.00	\$	2,010.00
02-Mar-21	Limit Buy BTC	0.01500000	\$	4.73	\$	63,105.00	\$	951.31
02-Mar-21	Limit Buy BTC	0.04000000	\$	12.61	\$	63,052.30	\$	2,534.70
01-Mar-21	Limit Buy PMGT	0.05000000	\$	0.56	\$	2,220.00	\$	111.56
01-Mar-21	Limit Buy PMGT	0.05000000	\$	0.56	\$	2,247.00	\$	112.91
28-Feb-21	Limit Sell ETH	1.00000000	\$	9.30	\$	1,859.00	\$	1,849.71
28-Feb-21	Limit Sell ETH	0.25000000	\$	2.25	\$	1,799.00	\$	447.50
28-Feb-21	Limit Sell LINK	23.00000000	\$	3.63	\$	31.55	\$	722.02
28-Feb-21	Limit Buy ETH	1.00000000	\$	8.66	\$	1,732.00	\$	1,740.66
28-Feb-21	Limit Buy ETH	0.50000000	\$	4.53	\$	1,811.00	\$	910.03
28-Feb-21	Limit Buy GRT	12.00000000	\$	0.03	\$	2.18	\$	26.16
28-Feb-21	Limit Buy XLM	177.00000000	\$	0.51	\$	0.57	\$	101.75
23-Feb-21	Limit Buy DOT	0.50000000	\$	0.02	\$	38.00	\$	19.02
23-Feb-21	Limit Buy DOT	9.50000000	\$	0.36	\$	38.00	\$	361.36
23-Feb-21	Limit Sell ZRX	43.00000000	\$	0.37	\$	1.70	\$	72.73
23-Feb-21	Limit Sell ZRX	156.00000000	\$	1.33	\$	1.70	\$	263.87
23-Feb-21	Limit Sell ZRX	156.00000000	\$	1.33	\$	1.70	\$	263.87
23-Feb-21	Limit Sell ZRX	156.00000000	\$	1.33	\$	1.70	\$	263.87
23-Feb-21	Limit Sell LTC	1.25579247	\$	1.41	\$	224.00	\$	279.89
23-Feb-21	Limit Sell LTC	0.44420753	\$	0.50	\$	224.00	\$	99.00
23-Feb-21	Limit Buy ETH	0.25000000	\$	2.17	\$	1,732.00	\$	435.17
23-Feb-21	Limit Buy ETH	0.40000000	\$	3.66	\$	1,830.00	\$	735.66
21-Feb-21	Limit Sell BTC	0.00817240	\$	3.01	\$	73,600.00	\$	598.48
21-Feb-21	Limit Sell BTC	0.00182760	\$	0.67	\$	73,600.00	\$	133.84
21-Feb-21	Limit Sell BTC	0.00393320	\$	1.45	\$	73,500.00	\$	287.64
21-Feb-21	Limit Sell BTC	0.00606680	\$	2.23	\$	73,500.00	\$	443.68
21-Feb-21	Limit Sell BTC	0.04706881	\$	17.25	\$	73,276.00	\$	3,431.77
21-Feb-21	Limit Sell BTC	0.00293119	\$	1.07	\$	73,276.00	\$	213.71
19-Feb-21	Limit Buy AAVE	0.05000000	\$	0.14	\$	550.00	\$	27.64
19-Feb-21	Limit Buy KNCL	40.00000000	\$	0.50	\$	2.51	\$	100.90
18-Feb-21	Limit Buy OMG	10.00000000	\$	0.42	\$	8.33	\$	83.72
18-Feb-21	Limit Buy LTC	1.00000000	\$	1.50	\$	299.00	\$	300.50
10-Feb-21	Limit Sell LTC	1.00000000	\$	1.25	\$	250.00	\$	248.75
08-Feb-21	Limit Sell BTC	0.02128599	\$	5.72	\$	53,725.00	\$	1,137.87
06-Feb-21	Limit Sell ZRX	55.71005000	\$	0.55	\$	1.96	\$	108.65

06-Feb-21	Limit Sell ZRX	444.28995000	\$	4.35	\$	1.96	\$	866.45
06-Feb-21	Limit Sell LINK	23.00000000	\$	3.79	\$	32.92	\$	753.48
05-Feb-21	Limit Buy AAVE	0.38562000	\$	1.45	\$	750.00	\$	290.66
05-Feb-21	Limit Buy AAVE	0.99000000	\$	3.71	\$	750.00	\$	746.21
05-Feb-21	Limit Buy AAVE	0.02438000	\$	0.09	\$	750.00	\$	18.38
05-Feb-21	Limit Buy SNX	7.00000000	\$	0.98	\$	28.03	\$	197.16
05-Feb-21	Limit Sell BTC	0.03164398	\$	7.91	\$	50,000.00	\$	1,574.29
05-Feb-21	Limit Sell ETH	1.00000000	\$	10.97	\$	2,193.38	\$	2,182.41
03-Feb-21	Limit Sell PMGT	0.95906000	\$	11.65	\$	2,430.00	\$	2,318.86
03-Feb-21	Limit Sell PMGT	0.04094000	\$	0.50	\$	2,430.00	\$	98.99
03-Feb-21	Limit Buy BTC	0.03164398	\$	7.45	\$	47,068.00	\$	1,496.87
26-Jan-21	Limit Buy BTC	0.04184164	\$	8.44	\$	40,333.00	\$	1,696.04
23-Jan-21	Limit Sell PMGT	0.86179000	\$	10.42	\$	2,418.00	\$	2,073.39
23-Jan-21	Limit Buy BTC	0.04000000	\$	8.44	\$	42,201.67	\$	1,696.51
22-Jan-21	Limit Buy ETH	0.50000000	\$	3.41	\$	1,365.00	\$	685.91
22-Jan-21	Limit Buy ETH	0.50000000	\$	3.41	\$	1,365.00	\$	685.91
21-Jan-21	Limit Sell ETH	1.35000000	\$	10.67	\$	1,580.00	\$	2,122.34
20-Jan-21	Limit Buy BTC	0.01000000	\$	2.28	\$	45,500.00	\$	457.28
19-Jan-21	Limit Sell ETH	1.00000000	\$	8.75	\$	1,750.00	\$	1,741.25
18-Jan-21	Limit Sell PMGT	0.88752000	\$	10.60	\$	2,388.00	\$	2,108.80
18-Jan-21	Limit Sell PMGT	0.01666000	\$	0.20	\$	2,388.00	\$	39.59
17-Jan-21	Limit Sell PMGT	0.00125000	\$	0.01	\$	2,388.00	\$	2.97
17-Jan-21	Limit Sell PMGT	0.00166000	\$	0.02	\$	2,388.00	\$	3.94
17-Jan-21	Limit Sell PMGT	0.05000000	\$	0.60	\$	2,388.00	\$	118.80
17-Jan-21	Limit Sell PMGT	0.03000000	\$	0.36	\$	2,388.00	\$	71.28
17-Jan-21	Limit Sell PMGT	0.01000000	\$	0.12	\$	2,388.00	\$	23.76
16-Jan-21	Limit Sell PMGT	0.00125000	\$	0.01	\$	2,388.00	\$	2.97
16-Jan-21	Limit Sell PMGT	0.00166000	\$	0.02	\$	2,388.00	\$	3.94
16-Jan-21	Limit Sell BTC	0.02100000	\$	5.03	\$	47,952.00	\$	1,001.96
16-Jan-21	Limit Sell ETH	1.00000000	\$	8.25	\$	1,650.00	\$	1,641.75
15-Jan-21	Limit Buy ETH	1.35000000	\$	9.73	\$	1,442.00	\$	1,956.43
13-Jan-21	Limit Buy BTC	0.01054668	\$	2.22	\$	42,100.00	\$	446.24
12-Jan-21	Limit Buy LTC	0.21230000	\$	0.18	\$	170.00	\$	36.27
12-Jan-21	Limit Buy LTC	1.41570000	\$	1.20	\$	170.00	\$	241.87
12-Jan-21	Limit Buy LTC	0.37200000	\$	0.32	\$	170.00	\$	63.56
12-Jan-21	Limit Buy BTC	0.01817762	\$	4.04	\$	44,399.50	\$	811.11
12-Jan-21	Limit Buy ETH	2.00000000	\$	13.92	\$	1,391.50	\$	2,796.92
11-Jan-21	Limit Buy LTC	1.62400000	\$	1.32	\$	163.00	\$	266.04
11-Jan-21	Limit Buy LTC	0.01990000	\$	0.02	\$	163.00	\$	3.26
11-Jan-21	Limit Buy LTC	0.02490000	\$	0.02	\$	163.00	\$	4.08
11-Jan-21	Limit Buy LTC	0.03120000	\$	0.03	\$	163.00	\$	5.11
07-Jan-21	Limit Sell ETH	1.00000000	\$	8.00	\$	1,600.00	\$	1,592.00
06-Jan-21	Limit Sell LTC	2.00000000	\$	2.50	\$	250.00	\$	497.50
06-Jan-21	Limit Sell ETH	1.00000000	\$	7.55	\$	1,509.00	\$	1,501.46
06-Jan-21	Limit Sell COMP	1.00000000	\$	1.10	\$	219.00	\$	217.91
06-Jan-21	Limit Sell XLM	1037.00000000	\$	1.45	\$	0.28	\$	288.91
05-Jan-21	Limit Sell AAVE	2.00000000	\$	1.50	\$	149.50	\$	297.51
04-Jan-21	Limit Buy ETH	1.00000000	\$	6.03	\$	1,206.00	\$	1,212.03
04-Jan-21	Limit Sell ETH	1.00000000	\$	6.90	\$	1,380.00	\$	1,373.10
04-Jan-21	Limit Sell YFI	0.01798000	\$	3.07	\$	34,200.00	\$	611.84

03-Jan-21	Limit Buy ETH	1.00000000	\$	5.00	\$	1,000.00	\$	1,005.00
02-Jan-21	Limit Buy BTC	0.02172005	\$	4.51	\$	41,558.27	\$	907.16
02-Jan-21	Limit Sell PMGT	0.03000000	\$	0.37	\$	2,473.00	\$	73.82
26-Dec-20	Limit Buy COMP	0.40000000	\$	0.34	\$	170.00	\$	68.34
26-Dec-20	Limit Buy COMP	0.60000000	\$	0.51	\$	170.00	\$	102.51
26-Dec-20	Limit Buy XLM	1037.00000000	\$	1.00	\$	0.19	\$	200.10
26-Dec-20	Limit Buy LINK	46.00000000	\$	3.48	\$	15.14	\$	699.92
26-Dec-20	Limit Sell BTC	0.03300000	\$	5.42	\$	32,855.00	\$	1,078.79
25-Dec-20	Limit Buy ZRX	111.00000000	\$	0.28	\$	0.50	\$	55.67
25-Dec-20	Limit Sell LTC	2.00000000	\$	1.60	\$	160.00	\$	318.40
23-Dec-20	Limit Buy AAVE	0.05346000	\$	0.03	\$	106.00	\$	5.70
23-Dec-20	Limit Buy AAVE	1.94654000	\$	1.03	\$	106.00	\$	207.36
23-Dec-20	Limit Buy LTC	2.00000000	\$	1.40	\$	140.00	\$	281.40
23-Dec-20	Limit Buy LTC	2.00000000	\$	1.41	\$	141.00	\$	283.41
23-Dec-20	Limit Buy YFI	0.00200000	\$	0.33	\$	33,398.00	\$	67.13
23-Dec-20	Limit Buy YFI	0.01598000	\$	2.67	\$	33,398.00	\$	536.37
23-Dec-20	Limit Buy BTC	0.03300000	\$	5.20	\$	31,500.00	\$	1,044.70
23-Dec-20	Limit Buy LTC	3.00000000	\$	2.28	\$	152.00	\$	458.28
23-Dec-20	Limit Buy ETH	2.00000000	\$	8.43	\$	843.00	\$	1,694.43
16-Dec-20	Limit Sell BTC	0.05350000	\$	7.13	\$	26,666.00	\$	1,419.50
05-Dec-20	Limit Buy BTC	0.02350000	\$	3.01	\$	25,645.00	\$	605.67
05-Dec-20	Limit Buy BTC	0.03000000	\$	3.87	\$	25,807.41	\$	778.09
20-Nov-20	Limit Sell ETH	2.00000000	\$	7.00	\$	700.00	\$	1,393.00
16-Nov-20	Limit Buy PMGT	1.00000000	\$	12.97	\$	2,593.00	\$	2,605.97
16-Nov-20	Limit Sell BTC	0.03800000	\$	4.23	\$	22,275.00	\$	842.22
09-Nov-20	Limit Buy ETH	1.00000000	\$	3.02	\$	604.80	\$	607.82
09-Nov-20	Limit Buy BTC	0.01000000	\$	1.04	\$	20,879.87	\$	209.84
09-Nov-20	Limit Buy BTC	0.01000000	\$	1.05	\$	20,920.00	\$	210.25
09-Nov-20	Limit Buy BTC	0.01800000	\$	1.91	\$	21,188.00	\$	383.29
08-Nov-20	Limit Buy ETH	2.00000000	\$	6.28	\$	628.00	\$	1,262.28
08-Nov-20	Limit Sell PMGT	0.50821000	\$	6.89	\$	2,711.00	\$	1,370.87
08-Nov-20	Limit Buy ETH	3.00000000	\$	9.37	\$	624.86	\$	1,883.95
08-Nov-20	Limit Sell PMGT	0.75000000	\$	10.08	\$	2,689.00	\$	2,006.67
22-Oct-20	Limit Sell ETH	9.52500000	\$	28.10	\$	590.00	\$	5,591.65
19-Oct-20	Limit Sell ETH	3.00000000	\$	7.97	\$	531.00	\$	1,585.04
09-Oct-20	Limit Sell BTC	0.06303196	\$	4.85	\$	15,400.00	\$	965.84
09-Oct-20	Limit Sell BTC	0.03696804	\$	2.85	\$	15,400.00	\$	566.46
08-Oct-20	Limit Sell BTC	0.10000000	\$	7.61	\$	15,210.20	\$	1,513.41
08-Oct-20	Limit Buy PMGT	1.75000000	\$	23.32	\$	2,665.40	\$	4,687.77
06-Oct-20	Limit Sell BTC	0.12042244	\$	9.04	\$	15,015.00	\$	1,799.10
06-Oct-20	Limit Sell BTC	0.05927936	\$	4.45	\$	15,015.00	\$	885.63
06-Oct-20	Limit Sell BTC	0.19887239	\$	14.93	\$	15,010.00	\$	2,970.15
06-Oct-20	Limit Sell BTC	0.00132581	\$	0.10	\$	15,010.00	\$	19.80
28-Sep-20	Limit Sell BTC	0.07400000	\$	5.76	\$	15,555.00	\$	1,145.31
20-Sep-20	Limit Buy ETH	2.00000000	\$	5.05	\$	505.00	\$	1,015.05
18-Sep-20	Limit Buy ZRX	900.00000000	\$	2.66	\$	0.59	\$	534.56
17-Sep-20	Limit Buy PMGT	1.00000000	\$	2.68	\$	2,675.00	\$	2,677.68
17-Sep-20	Limit Buy PMGT	2.40000000	\$	6.42	\$	2,675.00	\$	6,426.42
17-Sep-20	Limit Buy ETH	1.00000000	\$	2.62	\$	523.00	\$	525.62
17-Sep-20	Limit Buy BTC	0.07400000	\$	5.61	\$	15,156.74	\$	1,127.21

21-Aug-20 Limit Buy BTC	0.10000000	\$	8.06	\$	16,111.00	\$	1,619.16
21-Aug-20 Limit Buy LTC	15.00000000	\$	6.30	\$	84.00	\$	1,266.30
21-Aug-20 Limit Buy ETH	1.80567899	\$	5.06	\$	560.59	\$	1,017.31
21-Aug-20 Limit Buy ETH	7.71932101	\$	21.64	\$	560.59	\$	4,349.01
21-Aug-20 Limit Buy BTC	0.15490000	\$	12.65	\$	16,329.00	\$	2,542.01
21-Aug-20 Limit Buy BTC	0.10000000	\$	8.19	\$	16,370.00	\$	1,645.19
21-Aug-20 Limit Buy BTC	0.20000000	\$	16.40	\$	16,400.50	\$	3,296.50
21-Aug-20 Limit Buy BTC	0.02500000	\$	2.05	\$	16,410.00	\$	412.30
17-Aug-20 Limit Sell LTC	0.50420000	\$	0.24	\$	95.00	\$	47.66
17-Aug-20 Limit Sell LTC	2.27660000	\$	1.08	\$	95.00	\$	215.20
17-Aug-20 Limit Sell LTC	2.45920000	\$	1.17	\$	95.00	\$	232.46
17-Aug-20 Limit Sell LTC	4.88000000	\$	2.32	\$	95.00	\$	461.28
17-Aug-20 Limit Sell LTC	4.88000000	\$	2.32	\$	95.00	\$	461.28
17-Aug-20 Limit Sell BTC	0.02500000	\$	2.09	\$	16,750.00	\$	416.66
17-Aug-20 Limit Sell BTC	0.15493826	\$	12.94	\$	16,700.00	\$	2,574.53
16-Aug-20 Limit Sell BTC	0.03366421	\$	2.81	\$	16,666.00	\$	558.24
16-Aug-20 Limit Sell BTC	0.16633579	\$	13.86	\$	16,666.00	\$	2,758.29
16-Aug-20 Limit Sell BTC	0.10000000	\$	8.28	\$	16,558.00	\$	1,647.52
16-Aug-20 Limit Sell ETH	3.52500000	\$	10.42	\$	591.15	\$	2,073.38
16-Aug-20 Limit Sell ETH	6.00000000	\$	17.73	\$	591.15	\$	3,529.17
15-Aug-20 Limit Sell ZRX	105.00000000	\$	0.40	\$	0.76	\$	79.40
07-Aug-20 Limit Buy BTC	0.10000000	\$	8.00	\$	15,995.00	\$	1,607.50
07-Aug-20 Limit Buy LTC	0.85900000	\$	0.35	\$	80.50	\$	69.50
07-Aug-20 Limit Buy LTC	0.03700000	\$	0.01	\$	80.50	\$	2.99
07-Aug-20 Limit Buy LTC	0.04620000	\$	0.02	\$	80.50	\$	3.74
07-Aug-20 Limit Buy LTC	0.05780000	\$	0.02	\$	80.50	\$	4.68
06-Aug-20 Limit Buy BTC	0.20000000	\$	16.21	\$	16,211.00	\$	3,258.41
02-Aug-20 Limit Sell BTC	0.05530000	\$	4.32	\$	15,618.00	\$	859.36
02-Aug-20 Limit Buy LTC	4.00000000	\$	1.67	\$	83.25	\$	334.67
02-Aug-20 Limit Buy ETH	0.92500000	\$	2.54	\$	550.10	\$	511.39
01-Aug-20 Limit Buy ETH	1.60000000	\$	4.32	\$	540.00	\$	868.32
01-Aug-20 Limit Buy BTC	0.04500000	\$	3.68	\$	16,350.00	\$	739.43
01-Aug-20 Limit Buy ETH	3.00000000	\$	7.52	\$	501.50	\$	1,512.02
01-Aug-20 Limit Buy BTC	0.06993826	\$	5.74	\$	16,405.00	\$	1,153.07
28-Jul-20 Limit Buy LTC	1.00000000	\$	0.38	\$	75.00	\$	75.38
28-Jul-20 Limit Buy BTC	0.05530000	\$	4.24	\$	15,341.00	\$	852.60
23-Jul-20 Limit Sell BTC	0.02620000	\$	1.78	\$	13,550.00	\$	353.23
22-Jul-20 Limit Sell BTC	0.01980000	\$	1.33	\$	13,405.00	\$	264.09
21-Jul-20 Limit Sell BTC	0.01500000	\$	1.00	\$	13,339.00	\$	199.08
13-Jul-20 Limit Buy BTC	0.03000000	\$	2.00	\$	13,333.00	\$	401.99
13-Jul-20 Limit Buy LTC	1.30250000	\$	0.42	\$	64.80	\$	84.82
13-Jul-20 Limit Buy LTC	2.69750000	\$	0.87	\$	64.80	\$	175.67
13-Jul-20 Limit Buy ETH	1.00000000	\$	1.75	\$	350.70	\$	352.45

Compass Superfund General Ledger



As at 30 June 2021

Transaction Date	Description	Units	Debit	Credit	Balance \$
Sundry Debtors (68000)					
<u>Sundry Debtors (68000)</u>					
26/08/2020	Transfer to xx8458 NetBank Trader Subscription		2,000.00		2,000.00 DR
09/04/2021	Transfer from CommBank app Iphone 12 [Transfer to xx8458 CommBank app Iphone 12 mini]		100.00		2,100.00 DR
27/04/2021	Transfer to xx8458 CommBank app Stationery		50.00		2,150.00 DR
			2,150.00		2,150.00 DR

Total Debits: 2,150.00

Total Credits: 0.00

Compass Superfund General Ledger



As at 30 June 2021

Transaction Date	Description	Units	Debit	Credit	Balance \$
Income Tax Payable/Refundable (85000)					
<u>Income Tax Payable/Refundable (85000)</u>					
01/07/2020	Opening Balance				92.46 DR
06/09/2020	Transfer to xx8458 NetBank Tax 2 ATO for smsf			14.36	78.10 DR
30/06/2021	Create Entries - Franking Credits Adjustment - 30/06/2021		180.34		258.44 DR
30/06/2021	Create Entries - TFN Credits Adjustment - 30/06/2021		10.60		269.04 DR
			190.94	14.36	269.04 DR

Total Debits: 190.94

Total Credits: 14.36

S - SOURCE DOCUMENTS

Account Information

Name	Astoday Pty Ltd ATF Compass Superfund
Account Alias	Compass Superfund
Account	U7975420
Address of Account Holder(s)	17 Hockin St Willagee, AU-WA 6156 Australia
Master Name	Capital 19 Pty Ltd
Account Type	Broker Client
Customer Type	Trust
Account Capabilities	Cash
Base Currency	AUD

Net Asset Value

	June 30, 2020	June 30, 2021			Change	Change in NAV	
	Total	Long	Short	Total		Starting Value	Total
Cash	26,024.99	14,271.17	0.00	14,271.17	-11,753.82	41,922.97	
Stock	15,897.98	51,098.40	0.00	51,098.40	35,200.42	65,369.56	
Total	41,922.97	65,369.56	0.00	65,369.56	23,446.60		

Time Weighted Rate of Return -8.21%

Realized & Unrealized Performance Summary

Symbol	Cost Adj.	Realized					Unrealized					Total	Code
		S/T Profit	S/T Loss	L/T Profit	L/T Loss	Total	S/T Profit	S/T Loss	L/T Profit	L/T Loss	Total		
Stocks													
5GN	0.00	0.00	0.00	0.00	0.00	0.00	0.00	-392.44	0.00	0.00	-392.44	-392.44	
AGG	0.00	65.11	-528.58	0.00	0.00	-463.47	0.00	0.00	0.00	0.00	0.00	-463.47	
AGI	0.00	0.00	-371.13	0.00	0.00	-371.13	0.00	0.00	0.00	0.00	0.00	-371.13	
AOU	0.00	0.00	0.00	0.00	0.00	0.00	0.00	-284.92	0.00	0.00	-284.92	-284.92	
API	0.00	83.11	0.00	0.00	0.00	83.11	0.00	0.00	0.00	0.00	0.00	83.11	
APPH	0.00	0.00	0.00	0.00	0.00	0.00	0.00	-108.61	0.00	0.00	-108.61	-108.61	
AT1	0.00	0.00	-223.02	0.00	0.00	-223.02	0.00	0.00	0.00	0.00	0.00	-223.02	
AVH	0.00	0.00	-53.69	0.00	0.00	-53.69	0.00	0.00	0.00	0.00	0.00	-53.69	
AWC	0.00	45.11	0.00	0.00	0.00	45.11	0.00	0.00	0.00	0.00	0.00	45.11	
BBOZ	0.00	0.00	-1,552.83	0.00	0.00	-1,552.83	0.00	-359.08	0.00	0.00	-359.08	-1,911.90	
BC8	0.00	5.09	0.00	0.00	0.00	5.09	0.00	0.00	0.00	0.00	0.00	5.09	
BEAR	0.00	0.00	-695.86	0.00	0.00	-695.86	0.00	0.00	0.00	0.00	0.00	-695.86	

Realized & Unrealized Performance Summary

Symbol	Cost Adj.	Realized					Unrealized					Total	Code
		S/T Profit	S/T Loss	L/T Profit	L/T Loss	Total	S/T Profit	S/T Loss	L/T Profit	L/T Loss	Total		
BGL	0.00	0.00	-252.89	0.00	0.00	-252.89	202.52	-310.07	0.00	0.00	-107.56	-360.44	
BLG	0.00	0.00	0.00	0.00	0.00	0.00	0.00	-1,063.43	0.00	0.00	-1,063.43	-1,063.43	
BLG.RTS66	0.00	0.00	0.00	0.00	0.00	0.00	0.00	0.00	0.00	0.00	0.00	0.00	
BNTX	0.00	3,604.29	0.00	0.00	0.00	3,604.29	0.00	0.00	0.00	0.00	0.00	3,604.29	
BPT	0.00	0.00	0.00	0.00	0.00	0.00	0.00	-856.33	0.00	0.00	-856.33	-856.33	
BRB	0.00	0.00	-77.89	0.00	0.00	-77.89	0.00	0.00	0.00	0.00	0.00	-77.89	
BRU	0.00	0.00	-93.50	0.00	0.00	-93.50	0.00	0.00	0.00	0.00	0.00	-93.50	
CAI	0.00	139.66	-362.89	0.00	0.00	-223.22	0.00	0.00	0.00	0.00	0.00	-223.22	
CAT	0.00	0.00	-61.57	0.00	0.00	-61.57	0.00	0.00	0.00	0.00	0.00	-61.57	
CDXS	0.00	482.25	-177.40	0.00	0.00	304.86	281.70	0.00	0.00	0.00	281.70	586.56	
CHN	0.00	474.17	0.00	0.00	0.00	474.17	0.00	0.00	0.00	0.00	0.00	474.17	
CIM	0.00	0.00	-363.89	0.00	0.00	-363.89	0.00	0.00	0.00	0.00	0.00	-363.89	
CL1	0.00	198.67	0.00	0.00	0.00	198.67	0.00	0.00	0.00	0.00	0.00	198.67	
CPH	0.00	382.74	0.00	0.00	0.00	382.74	0.00	0.00	0.00	0.00	0.00	382.74	
CWX	0.00	292.11	0.00	0.00	0.00	292.11	0.00	0.00	0.00	0.00	0.00	292.11	
CYL	0.00	0.00	0.00	0.00	0.00	0.00	0.00	-137.94	0.00	0.00	-137.94	-137.94	
DEG	0.00	1,370.07	-647.64	0.00	0.00	722.43	0.00	0.00	0.00	0.00	0.00	722.43	
DTL	0.00	45.39	0.00	0.00	0.00	45.39	0.00	0.00	0.00	0.00	0.00	45.39	
DUG	0.00	0.00	0.00	0.00	0.00	0.00	491.60	0.00	0.00	0.00	491.60	491.60	
EML	0.00	374.46	-784.66	0.00	0.00	-410.20	0.00	0.00	0.00	0.00	0.00	-410.20	
EVN	0.00	0.00	0.00	0.00	0.00	0.00	0.00	-414.57	0.00	0.00	-414.57	-414.57	
FUEL	0.00	53.51	0.00	0.00	0.00	53.51	0.00	0.00	0.00	0.00	0.00	53.51	
GDX	0.00	230.04	0.00	0.00	0.00	230.04	0.00	0.00	0.00	0.00	0.00	230.04	
GEV	0.00	0.00	-154.00	0.00	0.00	-154.00	0.00	0.00	0.00	0.00	0.00	-154.00	
GOLD	0.00	0.00	-550.88	0.00	0.00	-550.88	0.00	0.00	0.00	0.00	0.00	-550.88	
GOR	0.00	0.00	-493.59	0.00	0.00	-493.59	0.00	-205.12	0.00	0.00	-205.12	-698.71	
HAV	0.00	319.11	0.00	0.00	0.00	319.11	0.00	0.00	0.00	0.00	0.00	319.11	
HZR	0.00	875.61	0.00	0.00	0.00	875.61	0.00	-1,077.97	0.00	0.00	-1,077.97	-202.36	
IAF	0.00	0.00	-89.87	0.00	0.00	-89.87	0.00	-22.30	0.00	0.00	-22.30	-112.16	
IBM	0.00	174.38	0.00	0.00	0.00	174.38	0.00	0.00	0.00	0.00	0.00	174.38	
ID8	0.00	0.00	-562.81	0.00	0.00	-562.81	0.00	0.00	0.00	0.00	0.00	-562.81	
IME	0.00	0.00	-11.34	0.00	0.00	-11.34	0.00	0.00	0.00	0.00	0.00	-11.34	
IMM	0.00	217.11	0.00	0.00	0.00	217.11	0.00	0.00	0.00	0.00	0.00	217.11	
ITA	0.00	0.00	-84.05	0.00	0.00	-84.05	0.00	0.00	0.00	0.00	0.00	-84.05	
KAR	0.00	68.15	-12.17	0.00	0.00	55.98	0.00	0.00	0.00	0.00	0.00	55.98	
LBT	0.00	0.00	-129.87	0.00	0.00	-129.87	0.00	-337.82	0.00	0.00	-337.82	-467.70	
LCK	0.00	0.00	0.00	0.00	0.00	0.00	0.00	-169.44	0.00	0.00	-169.44	-169.44	
LEG	0.00	0.00	0.00	0.00	0.00	0.00	0.00	-967.89	0.00	0.00	-967.89	-967.89	
MTA	0.00	8.08	-6.12	0.00	0.00	1.96	0.00	0.00	0.00	0.00	0.00	1.96	
MU	0.00	0.00	-73.06	0.00	0.00	-73.06	0.00	0.00	0.00	0.00	0.00	-73.06	
MVF	0.00	35.86	0.00	0.00	0.00	35.86	0.00	0.00	0.00	0.00	0.00	35.86	
NCZ	0.00	0.00	0.00	0.00	0.00	0.00	0.00	-16.44	0.00	0.00	-16.44	-16.44	
NEU	0.00	120.18	0.00	0.00	0.00	120.18	0.00	0.00	0.00	0.00	0.00	120.18	
NEW	0.00	7.64	0.00	0.00	0.00	7.64	0.00	0.00	0.00	0.00	0.00	7.64	
NML	0.00	348.04	0.00	0.00	0.00	348.04	0.00	0.00	0.00	0.00	0.00	348.04	

Realized & Unrealized Performance Summary

Symbol	Cost Adj.	Realized					Unrealized					Total	Code
		S/T Profit	S/T Loss	L/T Profit	L/T Loss	Total	S/T Profit	S/T Loss	L/T Profit	L/T Loss	Total		
NMT	0.00	249.54	0.00	0.00	0.00	249.54	0.00	0.00	0.00	0.00	0.00	249.54	
NST	0.00	284.25	-193.20	0.00	0.00	91.05	0.00	-1,168.00	0.00	0.00	-1,168.00	-1,076.95	
NVX	0.00	0.00	0.00	0.00	0.00	0.00	0.00	-7.28	0.00	0.00	-7.28	-7.28	
PEN	0.00	266.71	-3.06	0.00	0.00	263.65	0.00	0.00	0.00	0.00	0.00	263.65	
PGH	0.00	285.17	0.00	0.00	0.00	285.17	0.00	0.00	0.00	0.00	0.00	285.17	
PM1	0.00	194.31	0.00	0.00	0.00	194.31	0.00	0.00	0.00	0.00	0.00	194.31	
POU	0.00	0.00	-116.92	0.00	0.00	-116.92	0.00	0.00	0.00	0.00	0.00	-116.92	
PRN	0.00	0.00	-211.39	0.00	0.00	-211.39	0.00	0.00	0.00	0.00	0.00	-211.39	
QAU	0.00	0.00	0.00	0.00	0.00	0.00	0.00	-123.52	0.00	-78.46	-201.97	-201.97	
RED	0.00	0.00	0.00	0.00	0.00	0.00	75.32	0.00	0.00	0.00	75.32	75.32	
RKN	0.00	0.00	0.00	0.00	0.00	0.00	160.56	0.00	0.00	0.00	160.56	160.56	
RMS	0.00	29.62	0.00	0.00	0.00	29.62	0.00	0.00	0.00	0.00	0.00	29.62	
RRL	0.00	0.00	-765.81	0.00	0.00	-765.81	0.00	0.00	0.00	0.00	0.00	-765.81	
RSG	0.00	0.00	-82.34	0.00	0.00	-82.34	0.00	0.00	0.00	0.00	0.00	-82.34	
RUL	0.00	529.12	0.00	0.00	0.00	529.12	0.00	0.00	0.00	0.00	0.00	529.12	
RXM	0.00	344.72	-16.36	0.00	0.00	328.36	0.00	0.00	0.00	0.00	0.00	328.36	
SAR	0.00	496.62	0.00	0.00	0.00	496.62	0.00	0.00	0.00	0.00	0.00	496.62	
SHG	0.00	0.00	0.00	0.00	0.00	0.00	0.00	-1,165.99	0.00	0.00	-1,165.99	-1,165.99	
SIQ	0.00	93.11	0.00	0.00	0.00	93.11	0.00	0.00	0.00	0.00	0.00	93.11	
SLC	0.00	113.04	0.00	0.00	0.00	113.04	0.00	0.00	0.00	0.00	0.00	113.04	
SLR	0.00	0.00	0.00	0.00	0.00	0.00	39.56	-166.44	0.00	0.00	-126.89	-126.89	
SOR	0.00	325.92	0.00	0.00	0.00	325.92	0.00	-890.89	0.00	0.00	-890.89	-564.96	
STM	0.00	36.34	0.00	0.00	0.00	36.34	0.00	0.00	0.00	0.00	0.00	36.34	
TLS	0.00	84.32	0.00	0.00	0.00	84.32	0.00	0.00	0.00	0.00	0.00	84.32	
URF	0.00	0.00	-106.83	0.00	0.00	-106.83	0.00	0.00	0.00	0.00	0.00	-106.83	
URW	0.00	10.16	0.00	0.00	0.00	10.16	0.00	0.00	0.00	0.00	0.00	10.16	
USD	0.00	0.00	0.00	0.00	0.00	0.00	1.76	-113.74	0.00	0.00	-111.98	-111.98	
VAS	0.00	0.00	-7.06	0.00	0.00	-7.06	0.00	0.00	0.00	0.00	0.00	-7.06	
WGX	0.00	392.11	0.00	0.00	0.00	392.11	0.00	0.00	0.00	0.00	0.00	392.11	
WPM	0.00	0.00	-908.84	0.00	0.00	-908.84	0.00	0.00	0.00	0.00	0.00	-908.84	
WSA	0.00	0.00	-137.95	0.00	0.00	-137.95	0.00	0.00	0.00	0.00	0.00	-137.95	
WZR	0.00	285.82	0.00	0.00	0.00	285.82	0.00	0.00	0.00	0.00	0.00	285.82	
XLNX	0.00	392.52	0.00	0.00	0.00	392.52	0.00	0.00	0.00	0.00	0.00	392.52	
ZLD	0.00	141.89	-1.38	0.00	0.00	140.51	0.00	0.00	0.00	0.00	0.00	140.51	
ZNO	0.00	0.00	-182.89	0.00	0.00	-182.89	0.00	0.00	0.00	0.00	0.00	-182.89	
Total Stocks	0.00	14,575.24	-11,149.22	0.00	0.00	3,426.02	1,253.00	-10,360.24	0.00	-78.46	-9,185.69	-5,759.68	
Forex													
USD	0.00	144.53	-740.55	0.00	0.00	-596.02	270.14	0.00	0.00	0.00	270.14	-325.88	
Total Forex	0.00	144.53	-740.55	0.00	0.00	-596.02	270.14	0.00	0.00	0.00	270.14	-325.88	
Total (All Assets)	0.00	14,719.76	-11,889.77	0.00	0.00	2,830.00	1,523.14	-10,360.24	0.00	-78.46	-8,915.55	-6,085.56	

Open Positions

Symbol	Quantity	Mult	Cost Price	Cost Basis	Close Price	Value	Unrealized P/L	Code
--------	----------	------	------------	------------	-------------	-------	----------------	------

Open Positions

Stocks

AUD

5GN	800	1	1.3405562	1,072.44	0.8500	680.00	-392.44
AOU	8,635	1	0.2129954	1,839.22	0.1800	1,554.30	-284.92
BBOZ	243	1	6.0676749	1,474.44	4.5900	1,115.37	-359.08
BGL	3,146	1	0.9841879	3,096.26	0.9500	2,988.70	-107.56
BLG	14,316	1	0.1042826	1,492.91	0.0300	429.48	-1,063.43
BLG.RTS66	3,579	1	0.0000	0.00	0.0000	0.00	0.00
BPT	1,439	1	1.8350869	2,640.69	1.2400	1,784.36	-856.33
CYL	450	1	2.2565444	1,015.44	1.9500	877.50	-137.94
DUG	1,965	1	1.0848219	2,131.68	1.3350	2,623.28	491.60
EVN	431	1	5.4618794	2,354.07	4.5000	1,939.50	-414.57
GOR	2,479	1	1.342741	3,328.66	1.2600	3,123.54	-205.12
HZR	2,068	1	1.3812621	2,856.45	0.8600	1,778.48	-1,077.97
IAF	45	1	113.8154444	5,121.70	113.3200	5,099.40	-22.30
LBT	13,136	1	0.1017178	1,336.16	0.0760	998.34	-337.82
LCK	5,100	1	0.1832245	934.44	0.1500	765.00	-169.44
LEG	16,700	1	0.1579575	2,637.89	0.1000	1,670.00	-967.89
NCZ	4,758	1	0.2184563	1,039.42	0.2150	1,022.97	-16.44
NST	369	1	12.9453063	4,776.82	9.7800	3,608.82	-1,168.00
NVX	458	1	2.2359061	1,024.04	2.2200	1,016.76	-7.28
QAU	200	1	17.59985	3,519.97	16.5900	3,318.00	-201.97
RED	4,588	1	0.1735844	796.40	0.1900	871.72	75.32
RKN	1,180	1	0.8189364	966.34	0.9550	1,126.90	160.56
SHG	9,264	1	0.4358625	4,037.83	0.3100	2,871.84	-1,165.99
SLR	1,325	1	1.755766	2,326.39	1.6600	2,199.50	-126.89
SOR	4,725	1	0.4285481	2,024.89	0.2400	1,134.00	-890.89
USD	235	1	13.2365319	3,110.58	12.7600	2,998.60	-111.98
Total				56,955.14		47,596.36	-9,358.78

USD

APPH	65	1	17.2530769	1,121.45	16.0000	1,040.00	-81.45
CDXS	70	1	19.6421429	1,374.95	22.6600	1,586.20	211.25
Total				2,496.40		2,626.20	129.80

Total in AUD **3,328.95** **3,502.04** **173.09**

Total Stocks in AUD **60,284.09** **51,098.40** **-9,185.69**

Forex Balances

Description	Quantity	Cost Price	Cost Basis in AUD	Close Price	Value in AUD	Unrealized P/L in AUD	Code
Forex							
AUD							
AUD	5,519.17	1.0000	-5,519.17	1.0000	5,519.17	0.00	
USD	6,563.18	1.29234	-8,481.86	1.3335	8,752.00	270.14	
Total			-14,001.03		14,271.17	270.14	

Trades

Symbol	Date/Time	Quantity	T. Price	Proceeds	Comm/Fee	Basis	Realized P/L	Code
Stocks								
AUD								
5GN	2020-12-21, 14:10:13	800	1.3200	-1,056.00	-16.44	1,072.44	0.00	O;P
Total 5GN		800		-1,056.00	-16.44	1,072.44	0.00	
AGG	2020-07-17, 11:15:33	137	9.1000	-1,246.70	-16.44	1,263.14	0.00	O;P
AGG	2020-10-02, 15:36:17	200	7.2500	-1,450.00	-16.44	1,466.44	0.00	O
AGG	2020-11-02, 13:50:11	-337	6.5800	2,217.46	-16.44	-2,729.59	-528.58	C
AGG	2021-01-11, 10:49:45	175	6.0400	-1,057.00	-16.44	1,073.44	0.00	O
AGG	2021-05-21, 14:45:21	-175	6.6000	1,155.00	-16.44	-1,073.44	65.11	C;P
Total AGG		0		-381.24	-82.22	0.00	-463.47	
AOU	2021-02-01, 10:41:56	3,500	0.2300	-805.00	-16.44	821.44	0.00	O
AOU	2021-04-23, 09:59:53	5,135	0.1950	-1,001.32	-16.44	1,017.77	0.00	O
Total AOU		8,635		-1,806.32	-32.89	1,839.22	0.00	
API	2020-11-18, 11:37:02	800	1.1250	-900.00	-16.44	916.44	0.00	O
API	2020-12-09, 12:50:49	-800	1.2700	1,016.00	-16.44	-916.44	83.11	C
Total API		0		116.00	-32.89	0.00	83.11	
AT1	2020-08-25, 12:28:19	2,535	0.4000	-1,014.00	-16.44	1,030.44	0.00	O;P
AT1	2020-10-20, 10:00:00	-2,535	0.3250	823.88	-16.44	-1,030.44	-223.02	C;P
Total AT1		0		-190.12	-32.89	0.00	-223.02	
AVH	2020-09-23, 12:40:00	130	7.4600	-969.80	-16.44	986.24	0.00	O
AVH	2020-10-08, 10:52:40	-130	7.3000	949.00	-16.44	-986.24	-53.69	C;P
Total AVH		0		-20.80	-32.89	0.00	-53.69	
AWC	2021-02-19, 15:40:19	650	1.6800	-1,092.00	-16.44	1,108.44	0.00	O
AWC	2021-05-12, 15:43:09	-650	1.8000	1,170.00	-16.44	-1,108.44	45.11	C;P
Total AWC		0		78.00	-32.89	0.00	45.11	
BBOZ	2020-07-24, 11:42:26	243	8.2300	-1,999.89	-16.44	2,016.34	0.00	O
BBOZ	2020-08-25, 10:47:52	130	7.7000	-1,001.00	-16.44	1,017.44	0.00	O
BBOZ	2020-09-02, 10:21:27	125	8.1500	-1,018.75	-16.44	1,035.20	0.00	O
BBOZ	2020-10-12, 16:10:26	130	7.7200	-1,003.60	-16.44	1,020.05	0.00	O
BBOZ	2020-10-26, 10:09:59	135	7.5300	-1,016.55	-16.44	1,033.00	0.00	O
BBOZ	2020-11-25, 10:14:57	-763	6.0100	4,585.63	-16.44	-6,122.02	-1,552.83	C

Trades										
BBOZ	2020-12-09, 10:00:03		243	6.0000		-1,458.00	-16.44	1,474.44	0.00	O
Total BBOZ			243			-2,912.16	-115.11	1,474.44	-1,552.83	
BC8	2020-09-18, 11:22:51		1,266	0.7900		-1,000.14	-16.44	1,016.58	0.00	O
BC8	2020-10-09, 10:19:35		-1,266	0.8200		1,038.12	-16.44	-1,016.58	5.09	C
Total BC8			0			37.98	-32.89	0.00	5.09	
BEAR	2020-07-20, 11:14:13		210	11.9100		-2,501.10	-16.44	2,517.54	0.00	O
BEAR	2020-08-04, 09:59:52		107	11.8500		-1,267.95	-16.44	1,284.40	0.00	O
BEAR	2020-09-24, 15:49:31		100	12.0200		-1,202.00	-16.44	1,218.44	0.00	O
BEAR	2020-11-25, 10:25:10		-417	10.4100		4,340.97	-16.44	-5,020.38	-695.86	C
Total BEAR			0			-630.08	-65.78	0.00	-695.86	
BGL	2020-08-28, 10:34:19		-1,000	0.9300		930.00	-16.44	-1,166.44	-252.89	C
BGL	2021-01-04, 10:41:47		910	1.1400		-1,037.40	-16.44	1,053.84	0.00	O;P
BGL	2021-01-11, 10:22:30		948	1.0600		-1,004.88	-16.44	1,021.32	0.00	O;P
BGL	2021-06-09, 10:16:33		1,288	0.7800		-1,004.64	-16.44	1,021.08	0.00	O
Total BGL			2,146			-2,116.92	-65.78	1,929.81	-252.89	
BLG	2020-10-26, 16:10:26		10,000	0.1050		-1,050.00	-16.44	1,066.44	0.00	O
BLG	2020-11-17, 12:07:32		4,316	0.0950		-410.02	-16.44	426.46	0.00	O
Total BLG			14,316			-1,460.02	-32.89	1,492.91	0.00	
BPT	2021-01-22, 10:12:39		850	1.8900		-1,606.50	-16.44	1,622.94	0.00	O
BPT	2021-04-01, 13:19:27		589	1.7000		-1,001.30	-16.44	1,017.74	0.00	O
Total BPT			1,439			-2,607.80	-32.89	2,640.69	0.00	
BRB	2020-09-24, 10:02:10		4,500	0.2250		-1,012.50	-16.44	1,028.94	0.00	O
BRB	2020-10-21, 15:03:32		-4,500	0.2150		967.50	-16.44	-1,028.94	-77.89	C
Total BRB			0			-45.00	-32.89	0.00	-77.89	
BRU	2021-04-30, 13:36:14		6,061	0.1650		-1,000.06	-16.44	1,016.51	0.00	O
BRU	2021-06-29, 10:37:33		-6,061	0.1550		939.46	-16.44	-1,016.51	-93.50	C
Total BRU			0			-60.61	-32.89	0.00	-93.50	
CAI	2020-09-02, 11:01:43		1,110	0.5500		-610.50	-16.44	626.94	0.00	O
CAI	2020-09-21, 15:39:39		1,950	0.6100		-1,189.50	-16.44	1,205.94	0.00	O
CAI	2020-10-12, 11:34:17		-3,060	0.6500		1,989.00	-16.44	-1,832.89	139.67	C;P
CAI	2020-10-20, 10:02:05		3,000	0.7000		-2,100.00	-16.44	2,116.44	0.00	O
CAI	2020-11-02, 10:02:01		-3,000	0.5900		1,770.00	-16.44	-2,116.44	-362.89	C;P

Trades										
Total CAI			0			-141.00	-82.22	0.00	-223.22	
CAT	2021-04-22, 12:10:51		478	2.0900		-999.02	-16.44	1,015.46	0.00	O
CAT	2021-06-21, 12:58:49		-478	2.0300		970.34	-16.44	-1,015.46	-61.57	C;P
Total CAT			0			-28.68	-32.89	0.00	-61.57	
CHN	2021-02-01, 10:04:44		267	3.7500		-1,001.25	-16.44	1,017.69	0.00	O;P
CHN	2021-02-03, 10:27:20		-267	4.0000		1,068.00	-16.44	-1,017.69	33.86	C
CHN	2021-02-23, 12:28:52		260	4.2800		-1,112.80	-16.44	1,129.24	0.00	O
CHN	2021-04-08, 11:15:58		-260	6.1000		1,586.00	-16.44	-1,129.24	440.31	C
Total CHN			0			539.95	-65.78	0.00	474.17	
CIM	2020-12-17, 10:03:58		50	25.5600		-1,278.00	-16.44	1,294.44	0.00	O
CIM	2021-03-05, 14:20:26		-50	18.9400		947.00	-16.44	-1,294.44	-363.89	C
Total CIM			0			-331.00	-32.89	0.00	-363.89	
CL1	2021-03-12, 11:44:50		650	1.5400		-1,001.00	-16.44	1,017.44	0.00	O
CL1	2021-04-15, 12:01:33		-650	1.7200		1,118.00	-16.44	-1,017.44	84.11	C;P
CL1	2021-04-22, 12:46:48		650	1.6250		-1,056.25	-16.44	1,072.70	0.00	O
CL1	2021-05-18, 15:28:02		638	1.5700		-1,001.66	-16.44	1,018.10	0.00	O
CL1	2021-06-21, 12:37:25		-1,288	1.7250		2,221.80	-16.44	-2,090.80	114.56	C
Total CL1			0			280.89	-82.22	0.00	198.67	
CPH	2020-11-10, 13:49:03		21,875	0.0320		-700.00	-16.44	716.44	0.00	O
CPH	2020-12-01, 12:41:39		-21,875	0.0510		1,115.62	-16.44	-716.44	382.73	C;P
Total CPH			0			415.62	-32.89	0.00	382.73	
CWX	2020-09-21, 12:01:31		5,000	0.2400		-1,200.00	-16.44	1,216.44	0.00	O
CWX	2020-10-16, 12:43:12		-5,000	0.3050		1,525.00	-16.44	-1,216.44	292.11	C
Total CWX			0			325.00	-32.89	0.00	292.11	
CYL	2021-01-06, 12:13:51		450	2.2200		-999.00	-16.44	1,015.44	0.00	O
Total CYL			450			-999.00	-16.44	1,015.44	0.00	
DEG	2020-08-21, 10:39:57		2,360	0.8550		-2,017.80	-16.44	2,034.24	0.00	O
DEG	2020-10-12, 11:21:29		-2,360	1.3925		3,286.30	-16.44	-2,034.24	1,235.61	C
DEG	2020-10-26, 10:45:25		2,360	1.1950		-2,820.20	-16.44	2,836.64	0.00	O
DEG	2020-10-29, 14:45:32		1,260	1.1100		-1,398.60	-16.44	1,415.04	0.00	O
DEG	2020-11-02, 12:27:40		-3,620	1.0600		3,837.20	-16.44	-4,251.69	-430.94	C
DEG	2020-11-11, 13:26:31		1,065	1.1550		-1,230.08	-16.44	1,246.52	0.00	O

Trades										
DEG	2020-12-15, 12:12:43		-1,065	0.9950		1,059.68	-16.44	-1,246.52	-203.29	C;P
DEG	2021-02-05, 14:23:19		1,208	0.9100		-1,099.28	-16.44	1,115.72	0.00	O
DEG	2021-03-22, 16:10:59		-14	1.1400		15.96	-16.44	-12.93	-13.42	C
DEG	2021-03-30, 13:12:01		-1,194	1.0500		1,253.70	-16.44	-1,102.79	134.46	C
Total DEG			0			886.88	-164.45	0.00	722.43	
DTL	2021-03-04, 13:08:41		206	4.8500		-999.10	-16.44	1,015.55	0.00	O
DTL	2021-06-21, 14:12:34		-206	5.2300		1,077.38	-16.44	-1,015.55	45.39	C;P
Total DTL			0			78.28	-32.89	0.00	45.39	
DUG	2021-03-29, 15:59:25		1,008	1.0900		-1,098.72	-16.44	1,115.16	0.00	O
DUG	2021-05-17, 12:09:00		957	1.0450		-1,000.06	-16.44	1,016.51	0.00	O;P
Total DUG			1,965			-2,098.78	-32.89	2,131.68	0.00	
EML	2020-08-28, 10:42:34		205	3.1500		-645.75	-16.44	662.20	0.00	O
EML	2020-10-08, 11:48:55		-205	3.3100		678.55	-16.44	-662.20	-0.09	C
EML	2020-11-25, 11:03:09		277	3.6400		-1,008.28	-16.44	1,024.72	0.00	O
EML	2020-12-02, 10:51:42		-277	3.9300		1,088.61	-16.44	-1,024.72	47.44	C
EML	2021-02-08, 10:03:28		258	4.2300		-1,091.34	-16.44	1,107.78	0.00	O
EML	2021-04-15, 11:58:42		-258	5.6250		1,451.25	-16.44	-1,107.78	327.02	C
EML	2021-04-21, 10:02:13		288	5.4200		-1,560.96	-16.44	1,577.40	0.00	O
EML	2021-05-19, 15:06:55		-288	2.8100		809.28	-16.44	-1,577.40	-784.57	C
Total EML			0			-278.64	-131.56	0.00	-410.20	
EVN	2020-11-13, 10:09:45		230	5.7400		-1,320.20	-16.44	1,336.64	0.00	O;P
EVN	2021-01-08, 11:09:50		201	4.9800		-1,000.98	-16.44	1,017.43	0.00	O
Total EVN			431			-2,321.18	-32.89	2,354.07	0.00	
FUEL	2021-01-22, 10:12:00		320	3.9900		-1,276.80	-16.44	1,293.24	0.00	O
FUEL	2021-04-15, 13:01:32		-320	4.2600		1,363.20	-16.44	-1,293.24	53.51	C
Total FUEL			0			86.40	-32.89	0.00	53.51	
GDX	2020-11-03, 10:29:12		-28	55.0000		1,540.00	-16.44	-1,353.00	170.55	C
GDX	2020-12-21, 10:00:03		28	49.2200		-1,378.16	-16.44	1,394.60	0.00	O
GDX	2021-06-01, 13:05:16		-42	51.1200		2,147.04	-16.44	-2,071.11	59.49	C
Total GDX			-42			2,308.88	-49.34	-2,029.50	230.04	
GEV	2021-04-09, 10:18:10		12,111	0.0900		-1,089.99	-16.44	1,106.44	0.00	O

Trades									
GEV	2021-05-21, 15:00:29		-12,111	0.0800	968.88	-16.44	-1,106.44	-154.00	C
Total GEV			0		-121.11	-32.89	0.00	-154.00	
GOLD	2020-07-06, 11:25:28		10	239.4200	-2,394.20	-16.44	2,410.64	0.00	O
GOLD	2020-12-15, 12:18:25		-32	226.5500	7,249.60	-16.44	-7,784.04	-550.88	C
Total GOLD			-22		4,855.40	-32.89	-5,373.39	-550.88	
GOR	2020-07-03, 11:30:42		610	1.7200	-1,049.20	-16.44	1,065.64	0.00	O;P
GOR	2020-09-16, 10:36:04		615	1.6325	-1,003.99	-16.44	1,020.43	0.00	O;P
GOR	2020-10-19, 10:04:28		750	1.4800	-1,110.00	-16.44	1,126.44	0.00	O
GOR	2020-11-03, 10:40:29		-1,975	1.3850	2,735.38	-16.44	-3,212.52	-493.59	C
GOR	2020-11-10, 12:34:13		1,000	1.3500	-1,350.00	-16.44	1,366.44	0.00	O
GOR	2020-11-17, 12:09:34		724	1.3300	-962.92	-16.44	979.36	0.00	O;P
GOR	2021-01-11, 11:03:21		755	1.2800	-966.40	-16.44	982.84	0.00	O
Total GOR			2,479		-3,707.13	-115.11	3,328.65	-493.59	
HAV	2020-11-30, 12:26:01		8,800	0.1700	-1,496.00	-16.44	1,512.44	0.00	O
HAV	2021-01-28, 14:09:49		-8,800	0.2100	1,848.00	-16.44	-1,512.44	319.11	C
Total HAV			0		352.00	-32.89	0.00	319.11	
HZR	2020-12-08, 13:20:04		1,150	0.8200	-943.00	-16.44	959.44	0.00	O
HZR	2021-01-28, 14:22:56		-1,150	1.6100	1,851.50	-16.44	-959.44	875.61	C
HZR	2021-02-15, 12:23:27		1,180	1.5500	-1,829.00	-16.44	1,845.44	0.00	O
HZR	2021-03-26, 12:10:58		888	1.1200	-994.56	-16.44	1,011.00	0.00	O
Total HZR			2,068		-1,915.06	-65.78	2,856.45	875.61	
IAF	2020-12-01, 15:57:38		45	116.5500	-5,244.75	-16.44	5,261.20	0.00	O
IAF	2020-12-09, 15:44:42		-45	116.0500	5,222.25	-16.44	-5,261.20	-55.39	C
IAF	2021-04-19, 09:59:51		53	112.3500	-5,954.55	-16.44	5,971.00	0.00	O
IAF	2021-04-21, 11:12:18		-53	112.3200	5,952.96	-16.44	-5,971.00	-34.48	C
IAF	2021-06-30, 11:15:25		45	113.4500	-5,105.25	-16.44	5,121.70	0.00	O
Total IAF			45		-5,129.34	-82.22	5,121.70	-89.87	
ID8	2020-11-26, 10:04:39		5,405	0.1850	-999.92	-16.44	1,016.37	0.00	O
ID8	2020-11-30, 16:10:51		5,405	0.1700	-918.85	-16.44	935.30	0.00	O
ID8	2021-02-11, 14:33:16		-10,810	0.1300	1,405.30	-16.44	-1,951.66	-562.81	C
Total ID8			0		-513.48	-49.34	0.00	-562.81	

Trades									
IME	2020-09-04, 10:04:21		21,545	0.0360	-775.62	-16.44	792.06	0.00	O
IME	2020-10-08, 12:03:12		-21,545	0.0370	797.16	-16.44	-792.06	-11.34	C
Total IME			0		21.54	-32.89	0.00	-11.34	
IMM	2020-09-10, 11:04:52		5,000	0.2050	-1,025.00	-16.44	1,041.44	0.00	O
IMM	2020-10-19, 10:45:38		-5,000	0.2550	1,275.00	-16.44	-1,041.44	217.11	C
Total IMM			0		250.00	-32.89	0.00	217.11	
KAR	2020-09-17, 10:14:04		1,185	0.7750	-918.38	-16.44	934.82	0.00	O
KAR	2020-10-08, 14:51:49		-1,185	0.8500	1,007.25	-16.44	-934.82	55.98	C;P
Total KAR			0		88.88	-32.89	0.00	55.98	
LBT	2020-12-17, 12:34:48		7,777	0.1200	-933.24	-16.44	949.69	0.00	O
LBT	2021-03-23, 11:37:38		-5,129	0.1000	512.90	-16.44	-626.33	-129.87	C
LBT	2021-04-22, 13:07:54		10,488	0.0950	-996.36	-16.44	1,012.81	0.00	O
Total LBT			13,136		-1,416.70	-49.34	1,336.16	-129.87	
LCK	2020-12-10, 15:18:06		5,100	0.1800	-918.00	-16.44	934.44	0.00	O
Total LCK			5,100		-918.00	-16.44	934.44	0.00	
LEG	2020-09-10, 15:42:27		6,700	0.1500	-1,005.00	-16.44	1,021.44	0.00	O
LEG	2020-09-16, 16:10:49		10,000	0.1600	-1,600.00	-16.44	1,616.44	0.00	O
Total LEG			16,700		-2,605.00	-32.89	2,637.89	0.00	
MVF	2020-11-30, 11:13:39		1,250	0.7250	-906.25	-16.44	922.70	0.00	O
MVF	2020-12-29, 15:53:30		-1,250	0.7800	975.00	-16.44	-922.70	35.86	C
Total MVF			0		68.75	-32.89	0.00	35.86	
NCZ	2021-06-15, 14:32:53		4,758	0.2150	-1,022.97	-16.44	1,039.42	0.00	O
Total NCZ			4,758		-1,022.97	-16.44	1,039.42	0.00	
NEU	2020-11-30, 10:35:42		785	1.2100	-949.85	-16.44	966.30	0.00	O
NEU	2021-02-03, 10:26:28		-785	1.4050	1,102.92	-16.44	-966.30	120.18	C;P
Total NEU			0		153.07	-32.89	0.00	120.18	
NEW	2021-06-10, 11:12:33		1,158	0.8600	-995.88	-16.44	1,012.32	0.00	O
NEW	2021-06-21, 12:43:33		-1,158	0.8950	1,036.41	-16.44	-1,012.32	7.64	C
Total NEW			0		40.53	-32.89	0.00	7.64	
NML	2020-09-07, 11:52:51		8,465	0.1300	-1,100.45	-16.44	1,116.90	0.00	O
NML	2020-10-08, 14:45:59		-8,465	0.1750	1,481.38	-16.44	-1,116.90	348.04	C
Total NML			0		380.92	-32.89	0.00	348.04	
NMT	2020-12-07, 10:06:32		4,345	0.2300	-999.35	-16.44	1,015.80	0.00	O

Trades									
NMT	2021-01-05, 13:55:21		-4,345	0.2950	1,281.78	-16.44	-1,015.80	249.54	C
Total NMT			0		282.43	-32.89	0.00	249.54	
NST	2020-09-23, 12:24:42		101	13.8200	-1,395.82	-16.44	1,412.26	0.00	O
NST	2020-10-23, 12:12:27		100	15.7000	-1,570.00	-16.44	1,586.44	0.00	O
NST	2020-11-09, 11:10:20		-101	16.9600	1,712.96	-16.44	-1,412.26	284.25	C
NST	2020-11-23, 10:06:55		-100	14.1000	1,410.00	-16.44	-1,586.44	-192.89	C
NST	2020-11-26, 10:29:36		112	12.6700	-1,419.04	-16.44	1,435.48	0.00	O
NST	2021-02-03, 11:00:06		145	13.1300	-1,903.85	-16.44	1,920.29	0.00	O
NST	2021-02-12, 12:25:00		-0.89	12.4635	11.09	0.00	-11.41	-0.31	C
Total NST			256.11		-3,154.66	-98.67	3,344.37	91.05	
NVX	2021-06-16, 13:38:21		458	2.2000	-1,007.60	-16.44	1,024.04	0.00	O
Total NVX			458		-1,007.60	-16.44	1,024.04	0.00	
PEN	2020-10-27, 15:44:46		12,903	0.0620	-799.99	-16.44	816.43	0.00	O
PEN	2020-11-13, 11:33:35		-12,903	0.0690	890.31	-16.44	-816.43	57.43	C;P
PEN	2021-01-04, 10:10:17		8,695	0.1150	-999.92	-16.44	1,016.37	0.00	O
PEN	2021-02-03, 10:24:08		-8,695	0.1425	1,239.04	-16.44	-1,016.37	206.22	C
Total PEN			0		329.43	-65.78	0.00	263.65	
PGH	2020-11-24, 11:06:14		342	2.6300	-899.46	-16.44	915.91	0.00	O
PGH	2021-03-30, 12:34:02		-342	3.5600	1,217.52	-16.44	-915.90	285.17	C
Total PGH			0		318.06	-32.89	0.00	285.17	
PM1	2020-11-10, 12:36:10		28,400	0.0300	-852.00	-16.44	868.44	0.00	O
PM1	2020-11-24, 11:35:22		-28,400	0.0380	1,079.20	-16.44	-868.44	194.31	C
Total PM1			0		227.20	-32.89	0.00	194.31	
POU	2020-07-15, 15:51:45		12	17.4700	-209.64	-16.44	226.08	0.00	O
POU	2020-07-16, 11:27:50		48	17.4700	-838.56	-16.44	855.00	0.00	O
POU	2020-08-07, 09:59:54		85	17.6700	-1,501.95	-16.44	1,518.40	0.00	O
POU	2020-08-13, 10:00:00		65	17.7100	-1,151.15	-16.44	1,167.60	0.00	O
POU	2021-03-05, 10:44:09		-210	17.4600	3,666.60	-16.44	-3,767.08	-116.93	C
Total POU			0		-34.70	-82.22	0.00	-116.93	
PRN	2020-09-18, 10:08:36		1,050	1.2800	-1,344.00	-16.44	1,360.44	0.00	O
PRN	2020-11-09, 11:37:15		-1,050	1.1100	1,165.50	-16.44	-1,360.45	-211.39	C;P
Total PRN			0		-178.50	-32.89	0.00	-211.39	

Trades										
QAU	2020-11-13, 10:15:41		83	17.8800		-1,484.04	-16.44	1,500.48	0.00	O
Total QAU			83			-1,484.04	-16.44	1,500.48	0.00	
RED	2021-06-18, 15:59:27		4,588	0.1700		-779.96	-16.44	796.41	0.00	O
Total RED			4,588			-779.96	-16.44	796.41	0.00	
RKN	2020-11-17, 12:19:25		1,180	0.8050		-949.90	-16.44	966.34	0.00	O;P
Total RKN			1,180			-949.90	-16.44	966.34	0.00	
RMS	2021-04-08, 15:24:43		658	1.6300		-1,072.54	-16.44	1,088.98	0.00	O
RMS	2021-04-15, 14:41:36		-658	1.7250		1,135.05	-16.44	-1,088.98	29.62	C
Total RMS			0			62.51	-32.89	0.00	29.62	
RRL	2020-07-31, 11:58:20		230	5.6200		-1,292.60	-16.44	1,309.04	0.00	O
RRL	2020-09-17, 14:37:16		200	5.55795		-1,111.59	-16.44	1,128.04	0.00	O;P
RRL	2020-10-02, 15:11:14		175	5.0098571		-876.72	-16.44	893.17	0.00	O;P
RRL	2020-10-26, 10:33:13		-282	4.5800		1,291.56	-16.44	-1,614.35	-339.24	C
RRL	2020-11-05, 12:10:48		282	4.0900		-1,153.38	-16.44	1,169.82	0.00	O
RRL	2020-11-09, 11:07:07		-282	4.3700		1,232.34	-16.44	-1,510.49	-294.59	C;P
RRL	2020-11-23, 10:06:55		-323	3.9000		1,259.70	-16.44	-1,375.24	-131.98	C
Total RRL			0			-650.70	-115.12	0.00	-765.81	
RSG	2020-07-03, 14:02:56		1,000	1.1650		-1,165.00	-16.44	1,181.44	0.00	O
RSG	2020-08-21, 10:13:15		-100	1.1500		115.00	-16.44	-118.14	-19.59	C
RSG	2020-08-28, 10:06:56		-900	1.1300		1,017.00	-16.44	-1,063.30	-62.75	C
Total RSG			0			-33.00	-49.34	0.00	-82.34	
RUL	2020-11-05, 11:32:15		790	1.0750		-849.25	-16.44	865.70	0.00	O
RUL	2020-12-09, 10:07:29		-790	1.3600		1,074.40	-16.44	-865.70	192.26	C
RUL	2020-12-11, 15:43:56		850	1.3100		-1,113.50	-16.44	1,129.94	0.00	O;P
RUL	2021-06-21, 14:19:34		-850	1.7450		1,483.25	-16.44	-1,129.94	336.86	C;P
Total RUL			0			594.90	-65.78	0.00	529.12	
RXM	2021-01-28, 10:23:04		4,250	0.2000		-850.00	-16.44	866.44	0.00	O
RXM	2021-04-15, 10:06:59		-4,250	0.2850		1,211.25	-16.44	-866.44	328.36	C;P
Total RXM			0			361.25	-32.89	0.00	328.36	
SAR	2020-07-03, 12:19:34		200	5.7000		-1,140.00	-16.44	1,156.44	0.00	O
SAR	2020-09-09, 11:47:44		180	5.0000		-900.00	-16.44	916.44	0.00	O
SAR	2020-09-23, 13:49:14		220	5.0800		-1,117.60	-16.44	1,134.04	0.00	O

Trades										
SAR	2020-11-06, 16:10:47		-600	6.2000		3,720.00	-16.44	-3,206.94	496.62	C
SAR	2020-12-10, 10:08:55		300	4.7200		-1,416.00	-16.44	1,432.44	0.00	O
Total SAR			300			-853.60	-82.22	1,432.45	496.62	
SHG	2021-02-26, 10:33:51		1,960	0.5200		-1,019.20	-16.44	1,035.64	0.00	O
SHG	2021-04-08, 10:44:44		1,942	0.5150		-1,000.13	-16.44	1,016.58	0.00	O;P
SHG	2021-04-19, 13:26:57		1,974	0.4400		-868.56	-16.44	885.00	0.00	O
SHG	2021-06-16, 15:42:26		3,388	0.3200		-1,084.16	-16.44	1,100.60	0.00	O
Total SHG			9,264			-3,972.05	-65.78	4,037.83	0.00	
SIQ	2020-11-17, 11:20:53		150	5.9600		-894.00	-16.44	910.44	0.00	O
SIQ	2021-01-28, 12:18:12		-150	6.8000		1,020.00	-16.44	-910.44	93.11	C
Total SIQ			0			126.00	-32.89	0.00	93.11	
SLC	2020-10-29, 10:09:03		1,081	0.9200		-994.52	-16.44	1,010.96	0.00	O
SLC	2020-12-29, 15:56:12		-1,081	1.0550		1,140.46	-16.44	-1,010.96	113.04	C
Total SLC			0			145.93	-32.89	0.00	113.04	
SLR	2020-11-18, 10:09:15		625	1.9000		-1,187.50	-16.44	1,203.94	0.00	O
SLR	2021-02-04, 10:12:37		700	1.5800		-1,106.00	-16.44	1,122.44	0.00	O
Total SLR			1,325			-2,293.50	-32.89	2,326.39	0.00	
SOR	2020-12-30, 13:15:25		3,777	0.2250		-849.82	-16.44	866.27	0.00	O
SOR	2021-01-05, 14:35:56		-3,777	0.3200		1,208.64	-16.44	-866.27	325.92	C
SOR	2021-01-25, 10:22:39		1,600	0.6200		-992.00	-16.44	1,008.44	0.00	O
SOR	2021-05-06, 15:20:26		3,125	0.3200		-1,000.00	-16.44	1,016.44	0.00	O
Total SOR			4,725			-1,633.18	-65.78	2,024.89	325.92	
STM	2021-02-26, 10:08:52		69,231	0.0130		-900.00	-16.44	916.45	0.00	O
STM	2021-04-20, 12:44:25		-69,231	0.0140		969.23	-16.44	-916.45	36.34	C
Total STM			0			69.23	-32.89	0.00	36.34	
TLS	2020-11-25, 11:04:10		325	3.1200		-1,014.00	-16.44	1,030.44	0.00	O
TLS	2021-04-15, 12:03:07		-325	3.4300		1,114.75	-16.44	-1,030.44	67.86	C
TLS	2021-04-26, 10:10:30		329	3.3900		-1,115.31	-16.44	1,131.75	0.00	O
TLS	2021-06-21, 12:30:02		-329	3.5400		1,164.66	-16.44	-1,131.76	16.46	C
Total TLS			0			150.10	-65.78	0.00	84.32	
URF	2021-04-28, 15:54:33		3,697	0.2700		-998.19	-16.44	1,014.64	0.00	O;P
URF	2021-06-21, 12:20:58		-3,697	0.2500		924.25	-16.44	-1,014.64	-106.83	C

Trades										
Total URF			0			-73.94	-32.89	0.00	-106.83	
URW	2021-03-22, 11:46:32		205	5.3300		-1,092.65	-16.44	1,109.10	0.00	O
URW	2021-04-08, 11:13:41		-205	5.5400		1,135.70	-16.44	-1,109.10	10.16	C
Total URW			0			43.05	-32.89	0.00	10.16	
USD	2020-09-17, 14:44:15		100	13.2500		-1,325.00	-16.44	1,341.44	0.00	O
USD	2020-11-06, 10:00:01		65	13.2500		-861.25	-16.44	877.70	0.00	O
USD	2021-01-04, 09:59:59		70	12.5000		-875.00	-16.44	891.44	0.00	O
Total USD			235			-3,061.25	-49.34	3,110.58	0.00	
VAS	2020-11-27, 12:46:40		41	84.4000		-3,460.40	-16.44	3,476.85	0.00	O
VAS	2020-12-15, 12:22:21		-41	85.0300		3,486.23	-16.44	-3,476.84	-7.06	C
Total VAS			0			25.83	-32.89	0.00	-7.06	
WGX	2020-08-25, 12:49:20		500	2.1200		-1,060.00	-16.44	1,076.44	0.00	O
WGX	2020-11-09, 10:21:07		-500	2.9700		1,485.00	-16.44	-1,076.44	392.11	C;P
Total WGX			0			425.00	-32.89	0.00	392.11	
WSA	2020-08-25, 11:12:03		412	2.4100		-992.92	-16.44	1,009.36	0.00	O
WSA	2020-09-22, 13:06:18		-412	2.1550		887.86	-16.44	-1,009.36	-137.95	C
Total WSA			0			-105.06	-32.89	0.00	-137.95	
WZR	2021-02-11, 12:13:44		4,688	0.2050		-961.04	-16.44	977.48	0.00	O
WZR	2021-04-15, 12:05:53		-4,688	0.2500		1,172.00	-16.44	-977.48	178.07	C
WZR	2021-04-26, 10:08:46		4,688	0.2150		-1,007.92	-16.44	1,024.36	0.00	O
WZR	2021-05-13, 12:22:53		-4,688	0.2450		1,148.56	-16.44	-1,024.36	107.75	C
Total WZR			0			351.60	-65.78	0.00	285.82	
ZLD	2020-10-27, 15:43:34		10,200	0.0800		-816.00	-16.44	832.44	0.00	O
ZLD	2021-01-28, 15:24:29		-10,200	0.0970		989.40	-16.44	-832.44	140.51	C;P
Total ZLD			0			173.40	-32.89	0.00	140.51	
ZNO	2021-05-03, 10:10:28		1,200	0.8300		-996.00	-16.44	1,012.44	0.00	O;P
ZNO	2021-05-10, 11:51:46		-1,200	0.7050		846.00	-16.44	-1,012.44	-182.89	C
Total ZNO			0			-150.00	-32.89	0.00	-182.89	
Total						-42,198.88	-3,782.35	46,366.32	385.09	
USD										
AGI	2020-08-21, 03:13:26		195	10.2650		-2,001.68	-9.95	2,011.62	0.00	O;P
AGI	2020-10-02, 01:35:42		-195	9.0000		1,755.00	-9.95	-2,011.62	-266.58	C
Total AGI			0			-246.67	-19.90	0.00	-266.58	

Trades										
APPH	2021-04-27, 23:48:05		65	17.1000		-1,111.50	-9.95	1,121.45	0.00	O
Total APPH			65			-1,111.50	-9.95	1,121.45	0.00	
BNTX	2020-07-18, 05:24:02		-25	84.0900		2,102.25	-9.95	-1,284.95	807.35	C;P
BNTX	2020-09-05, 01:32:47		40	56.1200		-2,244.80	-9.95	2,254.75	0.00	O
BNTX	2020-09-30, 03:12:11		-40	66.8800		2,675.20	-9.95	-2,254.75	410.50	C
BNTX	2020-12-29, 01:49:02		22	91.9000		-2,021.80	-9.95	2,031.75	0.00	O
BNTX	2021-02-27, 01:54:12		-22	111.4300		2,451.46	-9.95	-2,031.75	409.76	C
BNTX	2021-03-30, 06:48:22		20	95.7850		-1,915.70	-9.95	1,925.65	0.00	O
BNTX	2021-04-20, 05:38:31		-20	148.8700		2,977.40	-9.95	-1,925.65	1,041.80	C;P
Total BNTX			-25			4,024.01	-69.65	-1,284.95	2,669.41	
CDXS	2020-09-05, 01:56:39		200	12.3000		-2,460.00	-9.95	2,469.95	0.00	O
CDXS	2020-09-22, 00:08:43		-200	11.7900		2,358.00	-9.95	-2,469.95	-121.90	C;P
CDXS	2020-10-17, 01:11:34		86	13.9200		-1,197.12	-9.95	1,207.07	0.00	O
CDXS	2020-10-22, 01:37:58		-86	14.0800		1,210.88	-9.95	-1,207.07	-6.14	C
CDXS	2020-11-11, 06:59:55		86	15.4700		-1,330.42	-9.95	1,340.37	0.00	O
CDXS	2020-11-21, 01:30:11		-86	16.4600		1,415.56	-9.95	-1,340.37	65.24	C
CDXS	2020-12-10, 06:02:29		70	17.0900		-1,196.30	-9.95	1,206.25	0.00	O
CDXS	2021-02-27, 02:03:27		-70	21.7000		1,519.00	-9.95	-1,206.25	302.80	C
CDXS	2021-03-09, 03:35:04		70	19.5000		-1,365.00	-9.95	1,374.95	0.00	O
Total CDXS			70			-1,045.40	-89.55	1,374.95	240.00	
IBM	2020-10-30, 05:37:00		18	109.0000		-1,962.00	-9.95	1,971.95	0.00	O
IBM	2020-11-21, 01:30:01		-18	117.1800		2,109.24	-9.95	-1,971.95	127.34	C
Total IBM			0			147.24	-19.90	0.00	127.34	
ITA	2020-07-15, 23:44:07		-12	163.6300		1,963.56	-9.95	-2,012.51	-58.90	C
Total ITA			-12			1,963.56	-9.95	-2,012.51	-58.90	
MTA	2021-03-24, 06:34:18		119	8.7000		-1,035.30	-9.95	1,045.25	0.00	O;P
MTA	2021-04-20, 06:00:00		-119	8.8800		1,056.72	-9.95	-1,045.25	1.52	C
Total MTA			0			21.42	-19.90	0.00	1.52	
MU	2020-08-07, 01:06:43		40	49.0300		-1,961.20	-9.95	1,971.15	0.00	O
MU	2020-08-08, 04:47:11		-40	48.2200		1,928.80	-9.95	-1,971.15	-52.30	C
Total MU			0			-32.40	-19.90	0.00	-52.30	

Trades									
Symbol	Date/Time	Quantity	T. Price	Proceeds	Comm in AUD	Basis in AUD	Realized P/L in AUD	Code	
WPM	2020-10-03, 05:10:01	50	49.0573	-2,452.86	-9.95	2,462.81	0.00	O	
WPM	2020-11-21, 06:56:47	-50	41.1300	2,056.50	-9.95	-2,462.82	-416.26	C	
WPM	2020-12-03, 01:31:18	60	40.8500	-2,451.00	-9.95	2,460.95	0.00	O	
WPM	2021-02-27, 01:51:52	-60	36.8300	2,209.80	-9.95	-2,460.95	-261.10	C	
Total WPM		0		-637.56	-39.80	0.00	-677.36		
XLNX	2020-07-07, 23:30:00	20	101.5000	-2,030.00	-9.95	2,039.95	0.00	O	
XLNX	2020-07-10, 23:47:26	13	99.1000	-1,288.30	-9.95	1,298.25	0.00	O	
XLNX	2020-07-13, 23:30:01	14	100.1200	-1,401.68	-9.95	1,411.63	0.00	O	
XLNX	2020-08-08, 05:25:40	-47	107.2500	5,040.75	-9.95	-4,749.83	280.97	C;P	
Total XLNX		0		320.77	-39.80	0.00	280.97		
Total				3,403.46	-338.30	-801.06	2,264.10		
Total in AUD				4,419.84	-462.51	-916.40	3,040.93		
Symbol	Date/Time	Quantity	T. Price	Proceeds	Comm in AUD	Basis in AUD	Realized P/L in AUD	Code	
Forex									
USD									
AUD.USD	2020-07-07, 23:32:00	-1,974	0.6955	1,372.92	-0.04			L	
AUD.USD	2020-07-10, 09:53:26	0.4839	0.69645	-0.34	0.00				
AUD.USD	2020-07-10, 23:48:26	-1,865	0.6960	1,298.04	-0.04			L	
AUD.USD	2020-07-13, 09:59:15	-1	0.6949	0.69	0.00			L	
AUD.USD	2020-07-13, 23:31:04	-2,022	0.69795	1,411.25	-0.04			L	
AUD.USD	2020-12-01, 16:18:38	1,736	0.7367	-1,278.91	-0.03			L	
Total AUD.USD		-4,125.5161		2,803.66	-0.15				
Total				2,803.66	-0.15				
Total in AUD				4,143.34	-0.15				

Forex P/L Details									
Description	Date/Time	FX Currency	Quantity	Proceeds in AUD	Basis in AUD	Realized P/L in AUD	Code		
Forex									
AUD									
Stock 20 XLNX	2020-07-07, 23:30:00	USD	-2,039.95	2,936.51	-2,934.71	1.80	C;O		
Forex -1974 AUD.USD	2020-07-07, 23:32:00	USD	1,372.917	1,976.31	-1,974.04	2.27	C;O		
Forex 0.4839 AUD.USD	2020-07-10, 10:26:00	USD	-0.337012	0.48	-0.48	0.00	C		
Stock 13 XLNX	2020-07-10, 23:47:26	USD	-1,298.25	1,868.05	-1,868.05	0.00	C;O		
Forex -1865 AUD.USD	2020-07-10, 23:48:26	USD	1,298.04	1,867.75	-1,865.04	2.71	C		
Forex -1 AUD.USD	2020-07-13, 10:26:00	USD	0.6949	1.00	-1.00	0.00	C;O		
Stock 14 XLNX	2020-07-13, 23:30:01	USD	-1,411.63	2,034.02	-2,034.02	0.00	C;O		

Forex P/L Details

Forex -2022 AUD.USD	2020-07-13, 23:31:04	USD	1,411.2549	2,033.48	-2,022.04	11.44	C;O
Stock -12 ITA	2020-07-15, 23:44:07	USD	1,953.61	2,787.80	-2,787.80	0.00	O
Stock -22 BNTX	2020-07-18, 05:24:02	USD	1,840.03	2,630.32	-2,630.32	0.00	O
Stock -3 BNTX	2020-07-18, 05:24:02	USD	252.27	360.62	-360.62	0.00	O
Stock 40 MU	2020-08-07, 01:06:43	USD	-1,971.15	2,724.13	-2,812.88	-88.75	C
Stock -40 MU	2020-08-08, 04:47:11	USD	1,918.85	2,680.63	-2,680.63	0.00	O
Stock -4 XLNX	2020-08-08, 05:25:40	USD	419.05	585.41	-585.41	0.00	O
Stock -43 XLNX	2020-08-08, 05:25:40	USD	4,611.75	6,442.61	-6,442.61	0.00	O
Stock 95 AGI	2020-08-21, 03:13:26	USD	-985.125	1,369.72	-1,408.24	-38.52	C
Stock 100 AGI	2020-08-21, 03:13:26	USD	-1,026.5	1,427.25	-1,467.38	-40.14	C
Stock 40 BNTX	2020-09-05, 01:32:47	USD	-2,254.75	3,096.45	-3,151.94	-55.49	C
Stock 200 CDXS	2020-09-05, 01:56:39	USD	-2,469.95	3,391.98	-3,450.52	-58.54	C
Stock -36 CDXS	2020-09-22, 00:08:43	USD	414.49	573.86	-573.86	0.00	O
Stock -50 CDXS	2020-09-22, 00:08:43	USD	589.5	816.16	-816.16	0.00	O
Stock -14 CDXS	2020-09-22, 00:08:43	USD	165.06	228.53	-228.53	0.00	O
Stock -50 CDXS	2020-09-22, 00:08:43	USD	589.5	816.16	-816.16	0.00	O
Stock -50 CDXS	2020-09-22, 00:08:43	USD	589.5	816.16	-816.16	0.00	O
Stock -40 BNTX	2020-09-30, 03:12:11	USD	2,665.25	3,737.21	-3,737.21	0.00	O
AGI (CA0115321089) Cash Divide..	2020-10-01, 10:20:00	USD	2.93	4.09	-4.09	0.00	O
AGI (CA0115321089) Cash Divide..	2020-10-01, 10:20:00	USD	-0.44	0.61	-0.61	0.00	C
Stock -195 AGI	2020-10-02, 01:35:42	USD	1,745.05	2,429.46	-2,429.46	0.00	O
Stock 50 WPM	2020-10-03, 05:10:01	USD	-2,462.815	3,438.58	-3,438.36	0.22	C
Stock 86 CDXS	2020-10-17, 01:11:34	USD	-1,207.07	1,705.11	-1,671.19	33.92	C
Stock -86 CDXS	2020-10-22, 01:37:58	USD	1,200.93	1,687.19	-1,687.19	0.00	O
Stock 18 IBM	2020-10-30, 05:37:00	USD	-1,971.95	2,805.89	-2,747.97	57.92	C
Stock 86 CDXS	2020-11-11, 06:59:55	USD	-1,340.37	1,839.66	-1,879.47	-39.81	C
Stock -18 IBM	2020-11-21, 01:30:01	USD	2,099.29	2,874.77	-2,874.77	0.00	O
Stock -86 CDXS	2020-11-21, 01:30:11	USD	1,405.61	1,924.84	-1,924.84	0.00	O
Stock -50 WPM	2020-11-21, 06:56:47	USD	2,046.55	2,802.55	-2,802.55	0.00	O
Forex 1736 AUD.USD	2020-12-01, 16:18:38	USD	-1,278.9112	1,735.97	-1,783.70	-47.73	C;O
Stock 60 WPM	2020-12-03, 01:31:18	USD	-2,460.95	3,318.34	-3,430.62	-112.28	C
Stock 70 CDXS	2020-12-10, 06:02:29	USD	-1,206.25	1,620.72	-1,651.84	-31.12	C
IBM(US4592001014) Cash Dividen..	2020-12-11, 12:20:00	USD	29.34	38.94	-38.94	0.00	O
IBM(US4592001014) Cash Dividen..	2020-12-11, 12:20:00	USD	-4.4	5.84	-6.03	-0.19	C
Stock 22 BNTX	2020-12-29, 01:49:02	USD	-2,031.75	2,680.08	-2,782.28	-102.20	C
BNTX(09075V102) ADR Fee USD 0...	2021-02-10, 12:20:00	USD	-0.44	0.57	-0.60	-0.03	C
Stock -60 WPM	2021-02-27, 01:51:52	USD	2,199.85	2,854.53	-2,854.53	0.00	O
Stock -22 BNTX	2021-02-27, 01:54:12	USD	2,441.51	3,168.10	-3,168.10	0.00	O
Stock -70 CDXS	2021-02-27, 02:03:27	USD	1,509.05	1,958.14	-1,958.14	0.00	O
Stock 70 CDXS	2021-03-09, 03:35:04	USD	-1,374.95	1,797.61	-1,882.86	-85.25	C
Stock 54 MTA	2021-03-24, 06:34:18	USD	-479.75	629.14	-656.20	-27.06	C
Stock 65 MTA	2021-03-24, 06:36:56	USD	-565.5	741.60	-734.12	7.48	C
Stock 20 BNTX	2021-03-30, 06:48:22	USD	-1,925.65	2,523.37	-2,498.72	24.65	C
Stock -12 BNTX	2021-04-20, 05:38:31	USD	1,776.49	2,289.90	-2,289.90	0.00	O
Stock -1 BNTX	2021-04-20, 05:38:31	USD	148.87	191.89	-191.89	0.00	O
Stock -4 BNTX	2021-04-20, 05:38:31	USD	595.48	767.57	-767.57	0.00	O
Stock -3 BNTX	2021-04-20, 05:38:31	USD	446.61	575.68	-575.68	0.00	O

Forex P/L Details

Stock -119 MTA	2021-04-20, 06:00:00	USD	1,046.77	1,349.29	-1,349.29	0.00	O
Stock 65 APPH	2021-04-27, 23:48:05	USD	-1,121.45	1,443.87	-1,455.19	-11.33	C
Total				98,406.50	-99,002.52	-596.02	

Corporate Actions

Report Date	Date/Time	Description	Quantity	Proceeds	Value	Realized P/L	Code
Stocks							
AUD							
2021-02-15	2021-02-12, 12:25:00	SAR(AU000000SAR9) Merged(Acquisition) WITH AU000000NST8 3763 FOR 10000 (NST, NORTHERN STAR RESOURCES LTD, AU000000NST8)	112.89	0.00	1,341.13	0.00	
2021-02-15	2021-02-12, 12:25:00	SAR(AU000000SAR9) Merged(Acquisition) WITH AU000000NST8 3763 FOR 10000 (SAR, SARACEN MINERAL HOLDINGS LIMITED, AU000000SAR9)	-300	0.00	-1,407.00	0.00	
2021-06-11	2021-06-11, 10:25:00	BLG(AU000000BLG5) Subscribable Rights Issue 1 for 4 (BLG.RTS66, BLUGLASS LTD - RIGHTS, AU0000157026)	3,579	0.00	0.00	0.00	
Total				0.00	-65.87	0.00	

Fees		
Date	Description	Amount
Other Fees		
AUD		
2020-07-03	C*****58:US CONSOLIDATED SNAPSHOT FOR JUN 2020 ¹	-0.22
2020-07-03	C*****58:US CONSOLIDATED SNAPSHOT FOR JUN 2020	0.22
2020-07-17	C*****58:ASX TOTAL NP FOR JUL 2020 ¹	-25.00
2020-08-06	C*****58:ASX TOTAL NP FOR AUG 2020 ¹	-25.00
2020-08-06	C*****58:US CONSOLIDATED SNAPSHOT FOR JUL 2020 ¹	-0.27
2020-08-06	C*****58:US CONSOLIDATED SNAPSHOT FOR JUL 2020	0.27
2020-09-04	C*****58:US CONSOLIDATED SNAPSHOT FOR AUG 2020 ¹	-0.24
2020-09-04	C*****58:US CONSOLIDATED SNAPSHOT FOR AUG 2020	0.24
2020-10-06	C*****58:US CONSOLIDATED SNAPSHOT FOR SEP 2020 ¹	-0.40
2020-10-06	C*****58:US CONSOLIDATED SNAPSHOT FOR SEP 2020	0.40
2020-11-04	C*****58:ASX TOTAL NP FOR NOV 2020 ¹	-25.00
2020-11-05	C*****58:ASX TOTAL NP FOR OCT 2020 ¹	-25.00
2020-11-05	C*****58:US CONSOLIDATED SNAPSHOT FOR OCT 2020 ¹	-0.55
2020-11-05	C*****58:US CONSOLIDATED SNAPSHOT FOR OCT 2020	0.55
2020-12-04	C*****58:ASX TOTAL NP FOR DEC 2020 ¹	-25.00
2020-12-04	C*****58:US CONSOLIDATED SNAPSHOT FOR NOV 2020 ¹	-0.14
2020-12-04	C*****58:US CONSOLIDATED SNAPSHOT FOR NOV 2020	0.14
2021-01-06	C*****58:ASX TOTAL NP FOR JAN 2021 ¹	-25.00
2021-01-07	C*****58:US CONSOLIDATED SNAPSHOT FOR DEC 2020 ¹	-0.52
2021-01-07	C*****58:US CONSOLIDATED SNAPSHOT FOR DEC 2020	0.52
2021-02-03	C*****58:ASX TOTAL NP FOR FEB 2021 ¹	-25.00
2021-02-03	C*****58:US CONSOLIDATED SNAPSHOT FOR JAN 2021 ¹	-0.05
2021-02-03	C*****58:US CONSOLIDATED SNAPSHOT FOR JAN 2021	0.05
2021-03-03	C*****58:ASX TOTAL NP FOR MAR 2021 ¹	-25.00
2021-03-04	C*****58:US CONSOLIDATED SNAPSHOT FOR FEB 2021 ¹	-0.27
2021-03-04	C*****58:US CONSOLIDATED SNAPSHOT FOR FEB 2021	0.27
2021-04-03	C*****58:ASX TOTAL NP FOR APR 2021 ¹	-25.00
2021-04-03	C*****58:US CONSOLIDATED SNAPSHOT FOR MAR 2021 ¹	-0.08
2021-04-03	C*****58:US CONSOLIDATED SNAPSHOT FOR MAR 2021	0.08
2021-05-05	C*****58:ASX TOTAL NP FOR MAY 2021 ¹	-25.00
2021-05-06	C*****58:US CONSOLIDATED SNAPSHOT FOR APR 2021 ¹	-0.10
2021-05-06	C*****58:US CONSOLIDATED SNAPSHOT FOR APR 2021	0.10
2021-06-04	C*****58:ASX TOTAL NP FOR JUN 2021 ¹	-25.00
Total		-275.00
USD		
2021-02-10	BNTX(09075V102) ADR Fee USD 0.02 per Share	-0.44
Total		-0.44
Total in AUD		-0.57
Total Other Fees in AUD		-275.57

Notes

- Market data is provided by Global Financial Information Services (GmbH). Your local broker collects amounts owed for fees and tax for such data on behalf of Global Financial Information Services (GmbH). Note, you are responsible for any applicable taxes relating to the provision of these services.

Dividends		
Date	Description	Amount
AUD		
2020-07-17	QAU(AU000000QAU7) Cash Dividend AUD 0.41064 per Share (Mixed Income)	48.04
2020-10-10	WSA (AU000000WSA9) Cash Dividend AUD 0.01 (Mixed Income)	4.12
2020-10-17	RRL (AU000000RRL8) Cash Dividend AUD 0.08 (Mixed Income)	34.40
2020-11-04	PRN (AU00000061897) Cash Dividend AUD 0.035 (Mixed Income)	36.75
2021-01-16	GDX (AU000000GDX6) Cash Dividend AUD 0.2125 (Mixed Income)	8.92
2021-02-12	SAR(AU000000SAR9) Cash Dividend AUD 0.038 per Share (Mixed Income)	11.40
2021-03-17	AWC(AU000000AWC3) Cash Dividend AUD 0.037575 per Share (Ordinary Dividend)	24.42
2021-03-27	AGG(AU000000AGG7) Cash Dividend AUD 0.11868587 per Share (Mixed Income)	20.77
2021-03-27	EVN(AU000000EVN4) Cash Dividend AUD 0.07 per Share (Mixed Income)	30.17
2021-03-27	RKN(AU000000RKN9) Cash Dividend AUD 0.02 per Share (Mixed Income)	23.60
2021-03-27	TLS (AU000000TLS2) Cash Dividend AUD 0.03 (Mixed Income)	9.75
2021-03-27	TLS (AU000000TLS2) Cash Dividend AUD 0.05 (Mixed Income)	16.25
2021-03-31	NST(AU000000NST8) Cash Dividend AUD 0.095 per Share (Mixed Income)	35.06
2021-04-01	BPT(AU000000BPT9) Cash Dividend AUD 0.01 per Share (Mixed Income)	8.50
2021-04-01	DTL(AU000000DTL4) Cash Dividend AUD 0.055 per Share (Mixed Income)	11.33
2021-04-08	PGH(AU000000PGH3) Cash Dividend AUD 0.05 per Share (Mixed Income)	17.10
2021-04-15	GOR (AU000000GOR5) Cash Dividend AUD 0.015 (Mixed Income)	37.18
Total		377.76
USD		
2020-10-01	AGI (CA0115321089) Cash Dividend USD 0.015 (Ordinary Dividend)	2.93
2020-12-11	IBM(US4592001014) Cash Dividend USD 1.63 per Share (Ordinary Dividend)	29.34
Total		32.27
Total in AUD		43.03
Total Dividends in AUD		420.79

\$420.79 - Tax Withheld \$10.60 = \$410.19

Fees

Date	Description	Amount
------	-------------	--------

Deposits & Withdrawals

Date	Description	Amount
AUD		
2020-07-21	Electronic Fund Transfer	20,000.00
2020-09-11	Electronic Fund Transfer	20,000.00
2020-11-23	Disbursement Initiated by Sally Richards	-17,500.00
2020-12-04	Electronic Fund Transfer	6,000.00
2021-01-05	Electronic Fund Transfer	2,000.00
Total		30,500.00

Withholding Tax

Date	Description	Amount	Code
AUD			
2021-03-27	AGG(AU000000AGG7) Cash Dividend AUD 0.11868587 per Share - ZA Tax	-4.15	
Total		-4.15	
USD			
2020-10-01	AGI (CA0115321089) Cash Dividend USD 0.015 - CA Tax	-0.44	
2020-12-11	IBM(US4592001014) Cash Dividend USD 1.63 per Share - US Tax	-4.40	
Total		-4.84	
Total in AUD		-6.45	
Total Withholding Tax in AUD		-10.60	

Change in Dividend Accruals

Symbol	Date	Ex Date	Pay Date	Quantity	Tax	Fee	Gross Rate	Gross Amount	Net Amount	Code
Starting Dividend Accruals in AUD									0.00	
Stocks										
AUD										
AGG	2021-03-17	2021-03-17	2021-03-26	175	0.00	0.00	0.12	21.40	21.40	Po
AGG	2021-03-27	2021-03-17	2021-03-26	175	0.00	0.00	0.12	-21.40	-21.40	Re
AWC	2021-02-26	2021-02-26	2021-03-16	650	0.00	0.00	0.04	23.81	23.81	Po
AWC	2021-03-17	2021-02-26	2021-03-16	650	0.00	0.00	0.04	-23.81	-23.81	Re
BPT	2021-02-25	2021-02-25	2021-03-31	850	0.00	0.00	0.01	8.50	8.50	Po
BPT	2021-04-01	2021-02-25	2021-03-31	850	0.00	0.00	0.01	-8.50	-8.50	Re
DTL	2021-03-16	2021-03-16	2021-03-31	206	0.00	0.00	0.06	11.33	11.33	Po
DTL	2021-04-01	2021-03-16	2021-03-31	206	0.00	0.00	0.06	-11.33	-11.33	Re
EVN	2021-02-27	2021-03-01	2021-03-26	431	0.00	0.00	0.07	30.17	30.17	Po
EVN	2021-03-27	2021-03-01	2021-03-26	431	0.00	0.00	0.07	-30.17	-30.17	Re
GDX	2020-12-22	2020-12-22	2021-01-15	42	0.00	0.00	0.21	8.95	8.95	Po
GDX	2020-12-22	2020-12-22	2021-01-15	42	0.00	0.00	0.21	8.92	8.92	Po
GDX	2020-12-22	2020-12-22	2021-01-15	42	0.00	0.00	0.21	-8.95	-8.95	Re
GDX	2021-01-16	2020-12-22	2021-01-15	42	0.00	0.00	0.21	-8.92	-8.92	Re
GOR	2021-03-25	2021-03-25	2021-04-14	2,479	0.00	0.00	0.02	37.18	37.18	Po
GOR	2021-04-15	2021-03-25	2021-04-14	2,479	0.00	0.00	0.02	-37.18	-37.18	Re

Change in Dividend Accruals

Symbol	Date	Ex Date	Pay Date	Quantity	Tax	Fee	Gross Rate	Gross Amount	Net Amount	Code
NST	2021-02-02	2021-02-02	2021-02-11	112	0.00	0.00	0.04	4.26	4.26	Po
NST	2021-02-02	2021-02-02	2021-02-11	112	0.00	0.00	0.04	-4.26	-4.26	Re
NST	2021-03-06	2021-03-08	2021-03-30	369	0.00	0.00	0.10	35.06	35.06	Po
NST	2021-03-31	2021-03-08	2021-03-30	369	0.00	0.00	0.10	-35.06	-35.06	Re
PGH	2021-02-25	2021-02-25	2021-04-07	342	0.00	0.00	0.05	17.10	17.10	Po
PGH	2021-04-08	2021-02-25	2021-04-07	342	0.00	0.00	0.05	-17.10	-17.10	Re
PRN	2020-10-02	2020-10-02	2020-11-03	1,050	0.00	0.00	0.04	36.75	36.75	Po
PRN	2020-11-04	2020-10-02	2020-11-03	1,050	0.00	0.00	0.04	-36.75	-36.75	Re
QAU	2020-07-01	2020-07-01	2020-07-16	117	0.00	0.00	0.41	48.04	48.04	Po
QAU	2020-07-17	2020-07-01	2020-07-16	117	0.00	0.00	0.41	-48.04	-48.04	Re
RKN	2021-02-23	2021-02-23	2021-03-26	1,180	0.00	0.00	0.02	23.60	23.60	Po
RKN	2021-03-27	2021-02-23	2021-03-26	1,180	0.00	0.00	0.02	-23.60	-23.60	Re
RRL	2020-09-25	2020-09-25	2020-10-16	430	0.00	0.00	0.08	34.40	34.40	Po
RRL	2020-10-17	2020-09-25	2020-10-16	430	0.00	0.00	0.08	-34.40	-34.40	Re
SAR	2021-02-02	2021-02-02	2021-02-11	300	0.00	0.00	0.04	11.40	11.40	Po
SAR	2021-02-12	2021-02-02	2021-02-11	300	0.00	0.00	0.04	-11.40	-11.40	Re
TLS	2021-02-24	2021-02-24	2021-03-26	325	0.00	0.00	0.05	16.25	16.25	Po
TLS	2021-02-24	2021-02-24	2021-03-26	325	0.00	0.00	0.03	9.75	9.75	Po
TLS	2021-03-27	2021-02-24	2021-03-26	325	0.00	0.00	0.03	-9.75	-9.75	Re
TLS	2021-03-27	2021-02-24	2021-03-26	325	0.00	0.00	0.05	-16.25	-16.25	Re
WSA	2020-09-17	2020-09-17	2020-10-09	412	0.00	0.00	0.01	4.12	4.12	Po
WSA	2020-10-10	2020-09-17	2020-10-09	412	0.00	0.00	0.01	-4.12	-4.12	Re
Total					0.00	0.00		0.00	0.00	
USD										
AGI	2020-09-15	2020-09-15	2020-09-30	195	0.43	0.00	0.02	2.92	2.49	Po
AGI	2020-10-01	2020-09-15	2020-09-30	195	-0.44	0.00	0.02	-2.93	-2.49	Re
BNTX	2021-01-07	2021-01-07	2021-02-09	22	0.00	0.26	0.02	0.00	-0.26	ADR;Po
BNTX	2021-01-07	2021-01-07	2021-02-09	22	0.00	0.44	0.02	0.00	-0.44	ADR;Po
BNTX	2021-01-07	2021-01-07	2021-02-09	22	0.00	-0.26	0.02	0.00	0.26	ADR;Re
BNTX	2021-02-10	2021-01-07	2021-02-09	22	0.00	-0.44	0.02	0.00	0.44	ADR;Re
IBM	2020-11-07	2020-11-09	2020-12-10	18	4.40	0.00	1.63	29.34	24.94	Po
IBM	2020-12-11	2020-11-09	2020-12-10	18	-4.40	0.00	1.63	-29.34	-24.94	Re
Total					-0.01	0.00		-0.01	0.00	
Total in AUD					0.18	0.00		1.27	1.09	
Total Stocks in AUD					0.18	0.00		1.27	1.09	
Ending Dividend Accruals in AUD									0.00	

Codes

Code	Meaning	Code (Cont.)	Meaning (Cont.)
A	Assignment	LD	Adjusted by Loss Disallowed from Wash Sale
ADR	ADR Fee Accrual	LI	Last In, First Out (LIFO) tax basis election
AEx	Automatic exercise for dividend-related recommendation.	LT	Long Term P/L
Adj	Adjustment	Lo	Direct Loan
AI	Allocation	M	Entered manually by Broker

Codes

Code	Meaning	Code (Cont.)	Meaning (Cont.)
Aw	Away Trade	MEx	Manual exercise for dividend-related recommendation.
B	Automatic Buy-in	ML	Maximize Losses tax basis election
Bo	Direct Borrow	MLG	Maximize Long Term Gain tax basis election
C	Closing Trade	MLL	Maximize Long Term Loss tax basis election
CD	Cash Delivery	MSG	Maximize Short Term Gain tax basis election
CP	Complex Position	MSL	Maximize Short Term Loss tax basis election
Ca	Cancelled	O	Opening Trade
Co	Corrected Trade	P	Partial Execution
Cx	Part or all of this transaction was a Crossing executed as dual agent by Broker for two Broker customers	PI	Price Improvement
ETF	ETF Creation/Redemption	Po	Interest or Dividend Accrual Posting
Ep	Resulted from an Expired Position	Pr	Part or all of this transaction was executed by the Exchange as a Crossing by Broker against a Broker affiliate and is therefore classified as a Principal and not an agency trade
Ex	Exercise	R	Dividend Reinvestment
FP	IB acted as agent for the fractional share portion of this trade, which was executed by an IB affiliate as principal.	RED	Redemption to Investor
FPA	IB acted as agent for both the fractional share portion and the whole share portion of this trade; the fractional share portion was executed by an IB Affiliate as principal.	RP	IB acted as agent for the fractional share portion of this trade, which was executed by an IB affiliate as riskless principal.
G	Trade in Guaranteed Account Segment	RPA	IB acted as agent for both the fractional share portion and the whole share portion of this trade; the fractional share portion was executed by an IB Affiliate as riskless principal.
GEA	Exercise or Assignment resulting from offsetting positions	Re	Interest or Dividend Accrual Reversal
HC	Highest Cost tax basis election	Ri	Reimbursement
HFI	Investment Transferred to Hedge Fund	SI	This order was solicited by Broker
HFR	Redemption from Hedge Fund	SL	Specific Lot tax basis election
I	Internal Transfer	SO	This order was marked as solicited by your Introducing Broker
IA	This transaction was executed against a Broker affiliate	SS	Customer designated this trade for shortened settlement and so is subject to execution at prices above the prevailing market
INV	Investment Transfer from Investor	ST	Short Term P/L
IPO	This transaction was executed as part of an IPO in which IB was a member of the selling group and is classified as a Principal trade.	T	Transfer
L	Ordered by Broker (Margin Violation)	Un	Unvested shares from stock grant



TAX INVOICE

Compass Super Fund

Invoice Date
1 Sep 2021

Invoice Number
INV-4494

Reference
RICHS040

ABN
26 167 776 025

Mora Wealth
Accountants
PO Box 1389
WANGARA DC WA
6983

Description	Quantity	Unit Price	GST	Amount AUD
In relation to taxation for year ended 30 June 2020 including, taking instructions for preparation of income tax return; preparation of Operating Statement and Statement of Financial Position; revaluing all investments as at 30 June 2020, allocation of earnings, contributions and tax expense to the members, presenting information in correct form for inclusion in taxation return, preparing and lodging income tax return, checking assessments and forwarding on to you.	1.00	850.00	10%	850.00
Preparing Trustee minutes and representations.		Accountancy Fees - \$850 + GST \$85 = \$935		
TO PROFESSIONAL SERVICES:	1.00	300.00	10%	300.00
In relation to the audit of the superannuation fund for the year ended 30 June 2020 .		Audit Fees - \$300 + GST \$30 = \$330		
		Subtotal		1,150.00
		TOTAL GST 10%		115.00
		TOTAL AUD		1,265.00

Due Date: 15 Sep 2021

Direct Transfers can be made online to
Bank: Westpac Bank
BSB: 036-022
Account Number: 243-032

For Credit Card payments
Please provide the following Credit Card information

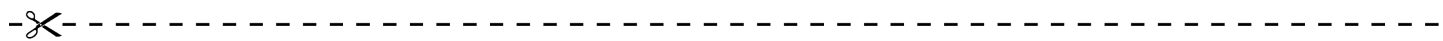
Card Number _____/_____/_____/_____

Expiry Date: _____ / _____

CCV: _____

Name on Card: _____

[View and pay online now](#)



PAYMENT ADVICE

To: Mora Wealth Accountants
PO Box 1389
WANGARA DC WA 6983

Customer	Compass Super Fund
Invoice Number	INV-4494
Amount Due	1,265.00
Due Date	15 Sep 2021

Amount Enclosed


Enter the amount you are paying above



ASIC
Australian Securities & Investments Commission

Inquiries
www.asic.gov.au/invoices
1300 300 630

ABN 86 768 265 615



051/961

ASTODAY PTY LTD
17 HOCKIN ST WILLAGEE WA 6156

INVOICE STATEMENT

Issue date 21 Jan 21
ASTODAY PTY LTD

ACN 615 996 793
Account No. 22 615996793

Summary

Opening Balance	\$55.00
New items	\$82.00
Payments & credits	\$0.00
TOTAL DUE	\$137.00

- Amounts are not subject to GST. (Treasurer's determination - exempt taxes, fees and charges).
- Payment of your annual review fee will maintain your registration as an Australian company.

Transaction details are listed on the back of this page

Please pay

Immediately \$137.00

If you have already paid please ignore this invoice statement.

- Late fees will apply if you do NOT
 - tell us about a change during the period that the law allows
 - bring your company or scheme details up to date within 28 days of the date of issue of the annual statement, or
 - pay your review fee within 2 months of the annual review date.
- Information on late fee amounts can be found on the ASIC website.



ASIC
Australian Securities & Investments Commission

TOTAL DUE \$137.00
Immediately \$137.00

PAYMENT SLIP
ASTODAY PTY LTD

Payment options are listed on the back of this payment slip

ACN 615 996 793 Account No: 22 615996793

	Bill Code: 17301
	Ref: 2296159967936



22 615996793



*814 129 0002296159967936 23

paid 5/2/21



TAX INVOICE

ASTODAY PTY LTD ATF:COMPASS SUPERFUND
17 Hockin St
WILLAGEE WA 6156
AUSTRALIA

Invoice Date
1 Jul 2021

Invoice Number
INV-0465

Reference
BOX 6.J

ABN
48 635 595 738

PERTH SAFETY
DEPOSIT BOXES
PTY LTD
PO Box 8288
SOUTH PERTH WA 6151
AUSTRALIA

Description	Quantity	Unit Price	GST	Amount AUD
RENEWAL BOX: Safety Deposit Box Rental Period:01/07/2021 - 30/06/2022 Contents Value:\$50,000 GOODS ARE INSURED UNDER PERTH SAFETY DEPOSIT BOX POLICY – REFER TO CERTIFICATE OF CURRENCY	1.00	545.45	10%	545.45
			Subtotal	545.45
			TOTAL GST 10%	54.55
			TOTAL AUD	600.00

Due Date: 1 Jul 2021

PAYMENT ADVICE: Personal Deposit Boxes

Payment is required immediately upon receipt of this invoice. Goods remain the property of Perth Safety Deposit Boxes Pty Ltd, and will be uninsured until the invoice is paid in full.

PAYMENT ADVICE: Self Managed Super Fund/ Trust Deposit Boxes

Payment is required immediately upon receipt of this invoice. Perth Safety Deposit Boxes Pty Ltd, will not be held accountable for any loss or damage; as the goods are uninsured until the invoice is paid in full

Thank you for your business

Bank Name: Westpac
Branch: South Shore Shopping Centre
Address: 81 Mends Street South Perth WA 6151
Swift Code: WPACAU2S
Account Name: Perth Safety Deposit Boxes Pty Ltd
BSB: 036 308
Account: 395146



TAX INVOICE

ASTODAY PTY LTD ATF:COMPASS SUPERFUND
17 Hockin St
WILLAGEE WA 6156
AUSTRALIA

Invoice Date
18 Nov 2020

Invoice Number
INV-0224

Reference
BOX 6.J

ABN
48 635 595 738

PERTH SAFETY
DEPOSIT BOXES
PTY LTD
PO Box 8288
SOUTH PERTH WA 6151
AUSTRALIA

Description	Quantity	Unit Price	GST	Amount AUD
RENTAL ADMIN FEE: Safety Deposit Box Rental Period:18/11/2020-30/06/2021 Contents Value:\$50,000.00 GOODS ARE INSURED UNDER PERTH SAFETY DEPOSIT BOX POLICY – REFER TO CERTIFICATE OF CURRENCY	1.00	336.36	10%	336.36
			Subtotal	336.36
			TOTAL GST 10%	33.64
			TOTAL AUD	370.00

Due Date: 18 Nov 2020

PAYMENT ADVICE: Personal Deposit Boxes

Payment is required immediately upon receipt of this invoice. Goods remain the property of Perth Safety Deposit Boxes Pty Ltd, and will be uninsured until the invoice is paid in full.

PAYMENT ADVICE: Self Managed Super Fund/ Trust Deposit Boxes

Payment is required immediately upon receipt of this invoice. Perth Safety Deposit Boxes Pty Ltd, will not be held accountable for any loss or damage; as the goods are uninsured until the invoice is paid in full

Thank you for your business

Bank Name: Westpac
Branch: South Shore Shopping Centre
Address: 81 Mends Street South Perth WA 6151
Swift Code: WPACAU2S
BSB: 036 308
Account: 395146



Account Number 06 6163 10696889

Statement Period 8 Jun 2020 - 7 Dec 2020

Closing Balance \$4,425.52 CR

Enquiries 13 1998
 (24 hours a day, 7 days a week)



051

THE TRUSTEE
 17 HOCKIN ST
 WILLAGEE WA 6156

Direct Investment Account

If this account has an attached overdraft limit or facility and we send you a statement every 4 or 6 months, we will update your statement preference to every 3 months as part of changes made to the new Banking Code of Practice from 1 July 2019.


Your SMSF Commonwealth Direct Investment Account specifically designed for your Self Managed Super Fund can grow your savings while you plan your next investment. Earn a competitive rate of interest on balances over \$10,000. You can enjoy instant access to your money through ATMs, NetBank, EFTPOS, telephone banking and bank branches.

Name: ASTODAY PTY LTD AS TRUSTEES FOR COMPASS SUPERFUND

Note: Have you checked your statement today? It's easy to find out more information about each of your transactions by logging on to the CommBank App or NetBank. Should you have any questions on fees or see an error please contact us on the details above. Cheque proceeds are available when cleared.


The date of transactions shown here may be different on your other transaction lists (for example, the transaction list that appears on the CommBank app).

Date	Transaction	Debit	Credit	Balance
08 Jun	2020 OPENING BALANCE			\$119,828.94 CR
16 Jun	Transfer to other Bank CommBank app ADAXRKF	9,000.00		\$110,828.94 CR
16 Jun	INTERACTIVE BR AUS NetBank BPAY 216671 83079754200008 U7975420	6,000.00		\$104,828.94 CR
22 Jun	INTERACTIVE BR AUS NetBank BPAY 216671 83079754200008 U7975420	20,000.00		\$84,828.94 CR
30 Jun	Transfer to xx8458 NetBank 3 Port Phillip Pub	347.00		\$84,481.94 CR
30 Jun	Transfer to xx8458 NetBank AgoraFinancial sub	348.00		\$84,133.94 CR
30 Jun	Transfer to xx8458 CommBank app Canon Ink	74.03		\$84,059.91 CR
01 Jul	CREDIT INTEREST EARNED on this account to June 30, 2020 is \$191.32			
01 Jul	Credit Interest		13.11	\$84,073.02 CR
20 Jul	INTERACTIVE BR AUS NetBank BPAY 216671 83079754200008 U7975420	20,000.00		\$64,073.02 CR
01 Aug	Credit Interest		9.72	\$64,082.74 CR



Account Number

06 6163 10696889



Date	Transaction	Debit	Credit	Balance
02 Aug	Transfer to other Bank NetBank ADAXRKF	9,000.00		\$55,082.74 CR
22 Aug	Transfer to xx8458 NetBank Shae RussellTrader	1,999.00		\$53,083.74 CR
24 Aug	Transfer from CommBank app Return trader Sub		501.00	\$53,584.74 CR
26 Aug	Transfer to xx8458 NetBank TraderSubscription	2,000.00		\$51,584.74 CR
01 Sep	Credit Interest		6.94	\$51,591.68 CR
06 Sep	Transfer to xx8458 NetBank Tax 2 ATO for smsf	244.64		\$51,347.04 CR
10 Sep	INTERACTIVE BR AUS NetBank BPAY 216671 83079754200008 U7975420	20,000.00		\$31,347.04 CR
16 Sep	Transfer to other Bank NetBank ADAXRKF	10,000.00		\$21,347.04 CR
17 Sep	Transfer to other Bank CommBank app ADAXRKF	9,000.00		\$12,347.04 CR
18 Sep	Transfer from CommBank app Rtn Fat Tail Media		1,999.00	\$14,346.04 CR
01 Oct	Credit Interest		3.58	\$14,349.62 CR
07 Oct	Direct Credit 048950 Boss Access Acco IRAUD7000.00		7,000.00	\$21,349.62 CR
27 Oct	Transfer to other Bank NetBank ADAXRKF	5,000.00		\$16,349.62 CR
01 Nov	Credit Interest		2.44	\$16,352.06 CR
17 Nov	Transfer to xx8458 CommBank app Soklich Co	2,000.00		\$14,352.06 CR
18 Nov	Transfer to other Bank NetBank INV 0224 BOX6J	370.00		\$13,982.06 CR
19 Nov	Direct Credit 048950 Boss Access Acco IRAUD9320.00		9,320.00	\$23,302.06 CR
19 Nov	Transfer to other Bank NetBank INV 00107545 Value Date: 20/11/2020	20,000.00		\$3,302.06 CR
23 Nov	1/ASTODAY PTY LTD ATF COMPASS SUP REF 2020112300017381 /RFB/WITHDRAWAL		17,500.00	\$20,802.06 CR
24 Nov	PERTH MINT SHOP NetBank BPAY 203943 9624305 INV 962430	7,808.64		\$12,993.42 CR
24 Nov	Transfer to other Bank NetBank INV00107545 Arg Pk	1,570.00		\$11,423.42 CR
26 Nov	Transfer to xx8458 NetBank 1st Mov Algo Alert	999.00		\$10,424.42 CR
01 Dec	Credit Interest		1.10	\$10,425.52 CR

Account Number

06 6163 10696889

Date	Transaction	Debit	Credit	Balance			
03 Dec	INTERACTIVE BR AUS NetBank BPAY 216671 83079754200008 U7975420	6,000.00		\$4,425.52 CR			
07 Dec 2020	CLOSING BALANCE			\$4,425.52 CR			
	Opening balance	-	Total debits	+	Total credits	=	Closing balance
	\$119,828.94 CR		\$151,760.31		\$36,356.89		\$4,425.52 CR

Your Credit Interest Rate Summary

Date	Balance	Standard Credit Interest Rate (p.a.)
07 Dec	Less than \$10,000.00	0.00%
	\$10,000.00 and over	0.05%

Note. Interest rates are effective as at the date shown but are subject to change.





Account Number 06 6163 10696889

Statement Period 8 Dec 2020 - 7 Jun 2021

Closing Balance \$2,384.00 CR

Enquiries 13 1998
 (24 hours a day, 7 days a week)



051

THE TRUSTEE
 17 HOCKIN ST
 WILLAGEE WA 6156

Direct Investment Account

If this account has an attached overdraft limit or facility and we send you a statement every 4 or 6 months, we will update your statement preference to every 3 months as part of changes made to the new Banking Code of Practice from 1 July 2019.

Your SMSF Commonwealth Direct Investment Account specifically designed for your Self Managed Super Fund can grow your savings while you plan your next investment. Earn a competitive rate of interest on balances over \$10,000. You can enjoy instant access to your money through ATMs, NetBank, EFTPOS, telephone banking and bank branches.


Name: ASTODAY PTY LTD AS TRUSTEES FOR COMPASS SUPERFUND

Note: Have you checked your statement today? It's easy to find out more information about each of your transactions by logging on to the CommBank App or NetBank. Should you have any questions on fees or see an error please contact us on the details above. Cheque proceeds are available when cleared.

The date of transactions shown here may be different on your other transaction lists (for example, the transaction list that appears on the CommBank app).

Date	Transaction	Debit	Credit	Balance
08 Dec 2020	OPENING BALANCE			\$4,425.52 CR
23 Dec	Transfer to xx8458 CommBank app	600.00		\$3,825.52 CR
23 Dec	Transfer from CommBank app		600.00	\$4,425.52 CR
01 Jan	Credit Interest		0.03	\$4,425.55 CR
05 Jan	INTERACTIVE BR AUS NetBank BPAY 216671 83079754200008 83079754200008IBK	2,000.00		\$2,425.55 CR
04 Feb	Direct Credit 048950 Boss Access Acco IRAUD2550.00		2,550.00	\$4,975.55 CR
04 Feb	PERTH MINT SHOP NetBank BPAY 203943 9689514 Inv 968951 bullion	3,339.55		\$1,636.00 CR
05 Feb	ASIC NetBank BPAY 17301 2296159967936 ASICfee Astodaypty	137.00		\$1,499.00 CR
08 Feb	Direct Credit 048950 Boss Access Acco IRAUD2300.00		2,300.00	\$3,799.00 CR
09 Apr	Transfer to xx8458 CommBank app Iphone 12 mini	850.00		\$2,949.00 CR
09 Apr	Transfer from CommBank app Iphone 12		750.00	\$3,699.00 CR
27 Apr	Transfer to xx8458 CommBank app Stationery	50.00		\$3,649.00 CR





Date	Transaction	Debit	Credit	Balance			
26 May	Transfer to other Bank NetBank CompassSuperTaxRet	1,265.00		\$2,384.00 CR			
07 Jun 2021	CLOSING BALANCE			\$2,384.00 CR			
	Opening balance	-	Total debits	+	Total credits	=	Closing balance
	\$4,425.52 CR		\$8,241.55		\$6,200.03		\$2,384.00 CR

Your Credit Interest Rate Summary

Date	Balance	Standard Credit Interest Rate (p.a.)
07 Jun	Less than \$10,000.00	0.00%
	\$10,000.00 and over	0.05%

Note. Interest rates are effective as at the date shown but are subject to change.



Account Number 06 6163 10696889

Statement Period 8 Jun 2021 - 7 Dec 2021

Closing Balance \$404.93 CR

Enquiries 13 1998
 (24 hours a day, 7 days a week)



051

THE TRUSTEE
 17 HOCKIN ST
 WILLAGEE WA 6156

Direct Investment Account

If this account has an attached overdraft limit or facility and we send you a statement every 4 or 6 months, we will update your statement preference to every 3 months as part of changes made to the new Banking Code of Practice from 1 July 2019.

The Commonwealth Direct Investment Account is the preferred cash account for SMSF customers. Enjoy the convenience of managing your investments through NetBank and the CommBank app.

Name: ASTODAY PTY LTD AS TRUSTEES FOR COMPASS
 SUPERFUND


Note: Have you checked your statement today? It's easy to find out more information about each of your transactions by logging on to the CommBank App or NetBank. Should you have any questions on fees or see an error please contact us on the details above. Cheque proceeds are available when cleared.

The date of transactions shown here may be different on your other transaction lists (for example, the transaction list that appears on the CommBank app).

Date	Transaction	Debit	Credit	Balance
08 Jun	2021 OPENING BALANCE			\$2,384.00 CR
09 Jun	Transfer to xx8458 CommBank app PortPhillipPub Sub	597.00		\$1,787.00 CR
30 Jun	Transfer to other Bank NetBank Inv0465 Fee1yrBox	600.00		\$1,187.00 CR
30 Jun	Transfer from CommBank app Return PortPhilPub		597.00	\$1,784.00 CR
01 Jul	CREDIT INTEREST EARNED on this account to June 30, 2021 is \$36.92			
01 Jul	Transfer from CommBank app Retn nk PPhilPub		421.03	\$2,205.03 CR
05 Jul	Direct Credit 048950 Boss Access Acco IRAUD6000.00		6,000.00	\$8,205.03 CR
05 Jul	Direct Credit 048950 Boss Access Acco IRAUD10000.00		10,000.00	\$18,205.03 CR
07 Jul	INTERACTIVE BR AUS NetBank BPAY 216671 83079754200008 181068174 U7975420	6,000.00		\$12,205.03 CR
12 Jul	PERTH MINT SHOP NetBank BPAY 203943 9833989 983398 Kg silver3	3,572.25		\$8,632.78 CR
13 Jul	Transfer to xx8458 CommBank app Iphone12 in April	100.00		\$8,532.78 CR
19 Jul	Transfer To PerthSafetyDepositBx CommBank App Inv 0692. Compass SMSF	253.00		\$8,279.78 CR



5147.15977.1.2 ZZ258R3 0303 SL_R3_S911.D341.O.V06.00.34



Date	Transaction	Debit	Credit	Balance
01 Aug	Credit Interest		0.13	\$8,279.91 CR
11 Aug	Transfer To PerthSafetyDepositBx NetBank INV 0761 Compass Insurance i...	90.00		\$8,189.91 CR
11 Aug	PERTH MINT SHOP NetBank BPAY 203943 9858556 Inv 985855	3,585.98		\$4,603.93 CR
19 Sep	Transfer to other Bank CommBank app ADAXRKF	1,000.00		\$3,603.93 CR
13 Oct	INTERACTIVE BR AUS NetBank BPAY 216671 83079754200008 190224858	2,000.00		\$1,603.93 CR
25 Oct	Transfer to xx8458 CommBank app investmentAdvisory	99.00		\$1,504.93 CR
12 Nov	Transfer from CommBank app Retn Investresarc		99.00	\$1,603.93 CR
16 Nov	Transfer to xx8458 CommBank app F Mover Algo Alert	499.00		\$1,104.93 CR
01 Dec	Transfer to xx8458 CommBank app Portfolio	500.00		\$604.93 CR
01 Dec	Transfer to xx8458 CommBank app Portfolio	200.00		\$404.93 CR
07 Dec	2021 CLOSING BALANCE			\$404.93 CR

Opening balance	-	Total debits	+	Total credits	=	Closing balance
\$2,384.00 CR		\$19,096.23		\$17,117.16		\$404.93 CR

Your Credit Interest Rate Summary

Date	Balance	Standard Credit Interest Rate (p.a.)
07 Dec	Less than \$10,000.00	0.00%
	\$10,000.00 and over	0.05%

Note. Interest rates are effective as at the date shown but are subject to change.

Important Information:

We try to get things right the first time – but if we don't, we'll do what we can to fix it.

You can fix most problems simply by contacting us.

Write to: CBA Group Customer Relations, Reply Paid 41, Sydney NSW 2001

Tell us online: commbank.com.au/support/compliments-and-complaints.html

Call: 1800 805 605 (free call)

You can also contact the Australian Financial Complaints Authority, AFCA, an independent external dispute resolution body approved by ASIC - time limits may apply, visit AFCA, afca.org.au, website for more information.

Write to: Australian Financial Complaints Authority, GPO Box 3, Melbourne VIC 3001

Email: info@afca.org.au

Call: 1800 931 678, free call Monday to Friday 9am– 5pm, AEST





Account Currency: **AUSTRALIAN DOLLAR (AUD)**

Statement Period: **30 Jun 2020 - 30 Jun 2021**

Account Name: Astoday Pty Ltd atf Compass Superfund

Account Address: 17 Hockin St ,Willagee, Perth, Western Australia WA 6156, Australia

Settled Date	Transaction Type	Transaction Status	Credit	Debit	Balance
27 Jun 2021 19:56	Brokerage	Confirmed		7.00	19,979.78
27 Jun 2021 19:56	GST	Confirmed		0.70	19,986.78
27 Jun 2021 19:55	Trade	Confirmed	1,539.58		19,987.48
27 Jun 2021 18:58	Brokerage	Confirmed		0.76	18,447.90
27 Jun 2021 18:58	GST	Confirmed		0.08	18,448.66
27 Jun 2021 18:57	Trade	Confirmed	167.00		18,448.74
27 Jun 2021 18:41	Brokerage	Confirmed		5.44	18,281.74
27 Jun 2021 18:41	GST	Confirmed		0.54	18,287.18
27 Jun 2021 18:41	Trade	Confirmed	1,197.86		18,287.72
24 Jun 2021 02:17	Brokerage	Confirmed		0.08	17,089.86
24 Jun 2021 02:17	GST	Confirmed		0.01	17,089.94

Independent Reserve Pty. Ltd.
ABN 46 164 257 069
Level 26, 44 Market Street, Sydney, 2000
New South Wales, Australia
Website: www.independentreserve.com



Independent Reserve

The Cryptocurrency Exchange

Settled Date	Transaction Type	Transaction Status	Credit	Debit	Balance
24 Jun 2021 02:16	Trade	Confirmed		17.61	17,089.95
22 Jun 2021 21:53	Brokerage	Confirmed		5.23	17,107.56
22 Jun 2021 21:53	GST	Confirmed		0.52	17,112.79
22 Jun 2021 21:52	Trade	Confirmed		1,150.00	17,113.31
22 Jun 2021 19:31	Brokerage	Confirmed		0.69	18,263.31
22 Jun 2021 19:31	GST	Confirmed		0.07	18,264.00
22 Jun 2021 19:30	Trade	Confirmed		151.00	18,264.07
22 Jun 2021 10:06	Brokerage	Confirmed		5.37	18,415.07
22 Jun 2021 10:06	GST	Confirmed		0.54	18,420.44
22 Jun 2021 10:05	Trade	Confirmed		1,181.50	18,420.98
22 Jun 2021 03:30	Brokerage	Confirmed		0.79	19,602.48
22 Jun 2021 03:30	GST	Confirmed		0.08	19,603.27
22 Jun 2021 03:29	Trade	Confirmed		174.05	19,603.35
21 Jun 2021 19:08	Brokerage	Confirmed		3.89	19,777.40
21 Jun 2021 19:08	GST	Confirmed		0.39	19,781.29
21 Jun 2021 19:07	Trade	Confirmed		856.20	19,781.68
21 Jun 2021 18:57	Brokerage	Confirmed		0.30	20,637.88

Independent Reserve Pty. Ltd.
ABN 46 164 257 069
Level 26, 44 Market Street, Sydney, 2000
New South Wales, Australia
Website: www.independentreserve.com



Independent Reserve

The Cryptocurrency Exchange

Settled Date	Transaction Type	Transaction Status	Credit	Debit	Balance
21 Jun 2021 18:57	GST	Confirmed		0.03	20,638.18
21 Jun 2021 18:56	Trade	Confirmed		66.75	20,638.21
21 Jun 2021 14:45	Brokerage	Confirmed		2.95	20,704.96
21 Jun 2021 14:45	GST	Confirmed		0.30	20,707.91
21 Jun 2021 14:45	Trade	Confirmed		650.00	20,708.21
21 Jun 2021 12:41	Brokerage	Confirmed		6.27	21,358.21
21 Jun 2021 12:41	GST	Confirmed		0.63	21,364.47
21 Jun 2021 12:40	Trade	Confirmed		1,379.00	21,365.10
21 Jun 2021 12:34	Brokerage	Confirmed		2.29	22,744.10
21 Jun 2021 12:34	GST	Confirmed		0.23	22,746.39
21 Jun 2021 12:33	Trade	Confirmed		502.71	22,746.61
21 Jun 2021 11:51	Brokerage	Confirmed		13.10	23,249.32
21 Jun 2021 11:51	GST	Confirmed		1.31	23,262.42
21 Jun 2021 11:51	Trade	Confirmed		2,881.00	23,263.73
20 Jun 2021 18:08	Brokerage	Confirmed		0.79	26,144.73
20 Jun 2021 18:08	GST	Confirmed		0.08	26,145.52
20 Jun 2021 18:08	Trade	Confirmed		174.00	26,145.60

Independent Reserve Pty. Ltd.
ABN 46 164 257 069
Level 26, 44 Market Street, Sydney, 2000
New South Wales, Australia
Website: www.independentreserve.com



Independent Reserve

The Cryptocurrency Exchange

Settled Date	Transaction Type	Transaction Status	Credit	Debit	Balance
19 Jun 2021 02:22	Brokerage	Confirmed		0.84	26,319.60
19 Jun 2021 02:22	GST	Confirmed		0.08	26,320.44
19 Jun 2021 02:22	Trade	Confirmed		184.00	26,320.52
15 Jun 2021 23:20	Brokerage	Confirmed		1.40	26,504.52
15 Jun 2021 23:20	GST	Confirmed		0.14	26,505.92
15 Jun 2021 23:19	Trade	Confirmed		308.00	26,506.06
12 Jun 2021 10:58	Brokerage	Confirmed		0.59	26,814.06
12 Jun 2021 10:58	GST	Confirmed		0.06	26,814.65
12 Jun 2021 10:58	Trade	Confirmed		130.00	26,814.71
11 Jun 2021 00:09	Brokerage	Confirmed		0.16	26,944.71
11 Jun 2021 00:09	GST	Confirmed		0.02	26,944.87
11 Jun 2021 00:09	Trade	Confirmed		179.10	26,944.89
8 Jun 2021 19:19	Brokerage	Confirmed		14.75	27,123.99
8 Jun 2021 19:19	GST	Confirmed		1.48	27,138.74
8 Jun 2021 19:18	Trade	Confirmed	3,245.80		27,140.22
8 Jun 2021 18:50	Brokerage	Confirmed		5.55	23,894.42
8 Jun 2021 18:50	GST	Confirmed		0.56	23,899.97

Independent Reserve Pty. Ltd.
ABN 46 164 257 069
Level 26, 44 Market Street, Sydney, 2000
New South Wales, Australia
Website: www.independentreserve.com



Independent Reserve

The Cryptocurrency Exchange

Settled Date	Transaction Type	Transaction Status	Credit	Debit	Balance
8 Jun 2021 18:50	Trade	Confirmed	1,221.84		23,900.53
8 Jun 2021 18:47	Brokerage	Confirmed		14.68	22,678.69
8 Jun 2021 18:47	GST	Confirmed		1.47	22,693.36
8 Jun 2021 18:46	Trade	Confirmed	3,229.00		22,694.83
8 Jun 2021 18:05	Brokerage	Confirmed		0.62	19,465.83
8 Jun 2021 18:05	GST	Confirmed		0.06	19,466.46
8 Jun 2021 18:04	Trade	Confirmed	137.10		19,466.52
8 Jun 2021 18:01	Brokerage	Confirmed		10.22	19,329.42
8 Jun 2021 18:01	GST	Confirmed		1.02	19,339.64
8 Jun 2021 18:01	Trade	Confirmed	2,249.20		19,340.66
8 Jun 2021 18:00	Brokerage	Confirmed		4.52	17,091.46
8 Jun 2021 18:00	GST	Confirmed		0.45	17,095.99
8 Jun 2021 18:00	Brokerage	Confirmed		1.85	17,096.44
8 Jun 2021 18:00	GST	Confirmed		0.19	17,098.29
8 Jun 2021 18:00	Trade	Confirmed	995.00		17,098.47
8 Jun 2021 17:59	Trade	Confirmed	407.20		16,103.47
8 Jun 2021 08:34	Brokerage	Confirmed		8.36	15,696.27

Independent Reserve Pty. Ltd.
ABN 46 164 257 069
Level 26, 44 Market Street, Sydney, 2000
New South Wales, Australia
Website: www.independentreserve.com



Independent Reserve

The Cryptocurrency Exchange

Settled Date	Transaction Type	Transaction Status	Credit	Debit	Balance
8 Jun 2021 08:34	GST	Confirmed		0.84	15,704.64
8 Jun 2021 08:34	Trade	Confirmed	1,840.16		15,705.48
8 Jun 2021 08:33	Brokerage	Confirmed		0.31	13,865.31
8 Jun 2021 08:33	GST	Confirmed		0.03	13,865.62
8 Jun 2021 08:33	Trade	Confirmed	67.24		13,865.65
4 Jun 2021 17:26	Brokerage	Confirmed		7.79	13,798.41
4 Jun 2021 17:26	GST	Confirmed		0.78	13,806.20
4 Jun 2021 17:26	Trade	Confirmed	1,713.31		13,806.98
3 Jun 2021 13:08	Brokerage	Confirmed		2.25	12,093.67
3 Jun 2021 13:08	GST	Confirmed		0.23	12,095.93
3 Jun 2021 13:07	Trade	Confirmed	495.59		12,096.15
31 May 2021 21:23	Brokerage	Confirmed		15.09	11,600.56
31 May 2021 21:23	GST	Confirmed		1.51	11,615.65
31 May 2021 21:23	Trade	Confirmed	3,320.00		11,617.16
28 May 2021 13:51	Brokerage	Confirmed		0.46	8,297.16
28 May 2021 13:51	GST	Confirmed		0.05	8,297.62
28 May 2021 13:50	Trade	Confirmed		101.35	8,297.67

Independent Reserve Pty. Ltd.
ABN 46 164 257 069
Level 26, 44 Market Street, Sydney, 2000
New South Wales, Australia
Website: www.independentreserve.com



Independent Reserve

The Cryptocurrency Exchange

Settled Date	Transaction Type	Transaction Status	Credit	Debit	Balance
28 May 2021 09:42	Brokerage	Confirmed		5.62	8,399.02
28 May 2021 09:42	GST	Confirmed		0.56	8,404.64
28 May 2021 09:42	Trade	Confirmed		1,236.45	8,405.20
28 May 2021 09:41	Brokerage	Confirmed		2.02	9,641.65
28 May 2021 09:41	GST	Confirmed		0.20	9,643.67
28 May 2021 09:41	Trade	Confirmed		445.39	9,643.88
28 May 2021 09:39	Brokerage	Confirmed		2.25	10,089.27
28 May 2021 09:39	GST	Confirmed		0.22	10,091.52
28 May 2021 09:39	Brokerage	Confirmed		8.00	10,091.74
28 May 2021 09:39	GST	Confirmed		0.80	10,099.74
28 May 2021 09:39	Trade	Confirmed		494.88	10,100.54
28 May 2021 09:38	Trade	Confirmed		1,760.15	10,595.42
25 May 2021 11:39	Brokerage	Confirmed		14.95	12,355.57
25 May 2021 11:39	GST	Confirmed		1.49	12,370.52
25 May 2021 11:38	Trade	Confirmed		3,289.00	12,372.01
25 May 2021 11:16	Brokerage	Confirmed		7.50	15,661.01
25 May 2021 11:16	GST	Confirmed		0.75	15,668.51

Independent Reserve Pty. Ltd.
ABN 46 164 257 069
Level 26, 44 Market Street, Sydney, 2000
New South Wales, Australia
Website: www.independentreserve.com



Independent Reserve

The Cryptocurrency Exchange

Settled Date	Transaction Type	Transaction Status	Credit	Debit	Balance
25 May 2021 11:15	Trade	Confirmed		1,650.00	15,669.26
25 May 2021 11:11	Brokerage	Confirmed		0.64	17,319.26
25 May 2021 11:11	GST	Confirmed		0.06	17,319.90
25 May 2021 11:10	Trade	Confirmed		140.00	17,319.96
25 May 2021 11:10	Brokerage	Confirmed		2.14	17,459.96
25 May 2021 11:10	GST	Confirmed		0.21	17,462.10
25 May 2021 11:09	Trade	Confirmed		470.00	17,462.31
25 May 2021 11:05	Brokerage	Confirmed		2.33	17,932.31
25 May 2021 11:05	GST	Confirmed		0.23	17,934.65
25 May 2021 11:04	Trade	Confirmed		513.50	17,934.88
25 May 2021 11:01	Brokerage	Confirmed		2.24	18,448.38
25 May 2021 11:01	GST	Confirmed		0.22	18,450.62
25 May 2021 11:00	Trade	Confirmed		492.74	18,450.84
25 May 2021 10:56	Brokerage	Confirmed		15.19	18,943.58
25 May 2021 10:56	GST	Confirmed		1.52	18,958.77
25 May 2021 10:56	Trade	Confirmed		3,341.39	18,960.29
20 May 2021 20:40	Brokerage	Confirmed		8.47	22,301.68

Independent Reserve Pty. Ltd.
ABN 46 164 257 069
Level 26, 44 Market Street, Sydney, 2000
New South Wales, Australia
Website: www.independentreserve.com

Settled Date	Transaction Type	Transaction Status	Credit	Debit	Balance
20 May 2021 20:40	GST	Confirmed		0.85	22,310.15
20 May 2021 20:39	Trade	Confirmed	1,864.00		22,311.00
20 May 2021 03:44	Brokerage	Confirmed		1.32	20,447.00
20 May 2021 03:44	GST	Confirmed		0.13	20,448.32
20 May 2021 03:44	Trade	Confirmed	290.22		20,448.45
19 May 2021 21:15	Brokerage	Confirmed		0.07	20,158.24
19 May 2021 21:15	GST	Confirmed		0.01	20,158.31
19 May 2021 21:14	Trade	Confirmed		15.90	20,158.32
19 May 2021 20:53	Brokerage	Confirmed		1.02	20,174.22
19 May 2021 20:53	GST	Confirmed		0.10	20,175.24
19 May 2021 20:53	Trade	Confirmed		224.00	20,175.34
19 May 2021 20:52	Brokerage	Confirmed		0.53	20,399.34
19 May 2021 20:52	GST	Confirmed		0.05	20,399.87
19 May 2021 20:51	Trade	Confirmed		117.60	20,399.93
19 May 2021 20:50	Brokerage	Confirmed		0.02	20,517.53
19 May 2021 20:50	GST	Confirmed		0.00	20,517.54
19 May 2021 20:50	Brokerage	Confirmed		1.51	20,517.54



Independent Reserve

The Cryptocurrency Exchange

Settled Date	Transaction Type	Transaction Status	Credit	Debit	Balance
19 May 2021 20:50	GST	Confirmed		0.15	20,519.05
19 May 2021 20:48	Trade	Confirmed		3.35	20,519.20
19 May 2021 20:48	Trade	Confirmed		331.65	20,522.55
19 May 2021 20:45	Brokerage	Confirmed		0.32	20,854.20
19 May 2021 20:45	GST	Confirmed		0.03	20,854.52
19 May 2021 20:44	Trade	Confirmed		71.00	20,854.56
19 May 2021 20:44	Brokerage	Confirmed		0.50	20,925.56
19 May 2021 20:44	GST	Confirmed		0.05	20,926.06
19 May 2021 20:43	Trade	Confirmed		111.00	20,926.11
19 May 2021 19:31	Brokerage	Confirmed		7.58	21,037.11
19 May 2021 19:31	GST	Confirmed		0.76	21,044.69
19 May 2021 19:31	Trade	Confirmed		1,666.50	21,045.44
18 May 2021 17:39	Brokerage	Confirmed		1.82	22,711.94
18 May 2021 17:39	GST	Confirmed		0.18	22,713.76
18 May 2021 17:38	Trade	Confirmed	400.00		22,713.94
18 May 2021 04:58	Brokerage	Confirmed		0.00	22,313.94
18 May 2021 04:58	GST	Confirmed		0.00	22,313.94

Independent Reserve Pty. Ltd.
ABN 46 164 257 069
Level 26, 44 Market Street, Sydney, 2000
New South Wales, Australia
Website: www.independentreserve.com



Independent Reserve

The Cryptocurrency Exchange

Settled Date	Transaction Type	Transaction Status	Credit	Debit	Balance
18 May 2021 04:58	Trade	Confirmed	0.09		22,313.94
17 May 2021 19:40	Brokerage	Confirmed		4.07	22,313.85
17 May 2021 19:40	GST	Confirmed		0.41	22,317.92
17 May 2021 19:40	Trade	Confirmed	894.91		22,318.33
17 May 2021 17:02	Brokerage	Confirmed		0.00	21,423.42
17 May 2021 17:02	GST	Confirmed		0.00	21,423.42
17 May 2021 17:02	Trade	Confirmed	0.00		21,423.42
17 May 2021 16:51	Brokerage	Confirmed		0.38	21,423.42
17 May 2021 16:51	GST	Confirmed		0.04	21,423.80
17 May 2021 16:50	Trade	Confirmed	84.41		21,423.84
17 May 2021 16:33	Brokerage	Confirmed		1.17	21,339.43
17 May 2021 16:33	GST	Confirmed		0.12	21,340.60
17 May 2021 16:32	Trade	Confirmed	257.50		21,340.72
17 May 2021 16:20	Brokerage	Confirmed		20.19	21,083.22
17 May 2021 16:20	GST	Confirmed		2.02	21,103.41
17 May 2021 16:20	Brokerage	Confirmed		0.21	21,105.43
17 May 2021 16:20	GST	Confirmed		0.02	21,105.64

Independent Reserve Pty. Ltd.
ABN 46 164 257 069
Level 26, 44 Market Street, Sydney, 2000
New South Wales, Australia
Website: www.independentreserve.com



Independent Reserve

The Cryptocurrency Exchange

Settled Date	Transaction Type	Transaction Status	Credit	Debit	Balance
17 May 2021 16:20	Trade	Confirmed	4,442.74		21,105.67
17 May 2021 16:20	Trade	Confirmed	47.26		16,662.93
15 May 2021 22:04	Brokerage	Confirmed		0.00	16,615.67
15 May 2021 22:04	GST	Confirmed		0.00	16,615.67
15 May 2021 22:04	Brokerage	Confirmed		0.39	16,615.67
15 May 2021 22:04	GST	Confirmed		0.04	16,616.06
15 May 2021 22:03	Trade	Confirmed	0.00		16,616.10
15 May 2021 22:03	Trade	Confirmed	86.48		16,616.10
13 May 2021 08:03	Brokerage	Confirmed		1.11	16,529.62
13 May 2021 08:03	GST	Confirmed		0.11	16,530.73
13 May 2021 08:02	Trade	Confirmed		244.03	16,530.84
13 May 2021 04:39	Brokerage	Confirmed		3.45	16,774.87
13 May 2021 04:39	GST	Confirmed		0.35	16,778.32
13 May 2021 04:38	Trade	Confirmed	760.00		16,778.67
12 May 2021 21:42	Brokerage	Confirmed		0.21	16,018.67
12 May 2021 21:42	GST	Confirmed		0.02	16,018.88
12 May 2021 21:41	Trade	Confirmed	47.12		16,018.91

Independent Reserve Pty. Ltd.
ABN 46 164 257 069
Level 26, 44 Market Street, Sydney, 2000
New South Wales, Australia
Website: www.independentreserve.com



Independent Reserve

The Cryptocurrency Exchange

Settled Date	Transaction Type	Transaction Status	Credit	Debit	Balance
26 Apr 2021 05:01	Brokerage	Confirmed		0.46	15,971.78
26 Apr 2021 05:01	GST	Confirmed		0.05	15,972.24
26 Apr 2021 05:01	Trade	Confirmed		100.69	15,972.29
25 Apr 2021 14:22	Brokerage	Confirmed		0.50	16,072.98
25 Apr 2021 14:22	GST	Confirmed		0.05	16,073.48
25 Apr 2021 14:21	Trade	Confirmed		109.94	16,073.53
23 Apr 2021 10:22	Brokerage	Confirmed		0.52	16,183.47
23 Apr 2021 10:22	GST	Confirmed		0.05	16,183.98
23 Apr 2021 10:21	Trade	Confirmed		114.00	16,184.04
6 Apr 2021 21:32	Brokerage	Confirmed		0.00	16,298.04
6 Apr 2021 21:32	GST	Confirmed		0.00	16,298.04
6 Apr 2021 21:31	Trade	Confirmed	0.00		16,298.04
6 Apr 2021 21:25	Brokerage	Confirmed		0.52	16,298.03
6 Apr 2021 21:25	GST	Confirmed		0.05	16,298.56
6 Apr 2021 21:24	Trade	Confirmed	115.00		16,298.61
5 Apr 2021 13:05	Brokerage	Confirmed		10.29	16,183.61
5 Apr 2021 13:05	GST	Confirmed		1.03	16,193.90

Independent Reserve Pty. Ltd.
ABN 46 164 257 069
Level 26, 44 Market Street, Sydney, 2000
New South Wales, Australia
Website: www.independentreserve.com



Independent Reserve

The Cryptocurrency Exchange

Settled Date	Transaction Type	Transaction Status	Credit	Debit	Balance
5 Apr 2021 13:05	Brokerage	Confirmed		4.80	16,194.93
5 Apr 2021 13:05	GST	Confirmed		0.48	16,199.72
5 Apr 2021 13:04	Trade	Confirmed		2,263.00	16,200.20
5 Apr 2021 13:04	Trade	Confirmed		1,055.50	18,463.20
5 Apr 2021 10:37	Brokerage	Confirmed		0.56	19,518.71
5 Apr 2021 10:37	GST	Confirmed		0.06	19,519.26
5 Apr 2021 10:36	Trade	Confirmed		122.17	19,519.32
3 Apr 2021 18:54	Brokerage	Confirmed		0.31	19,641.49
3 Apr 2021 18:54	GST	Confirmed		0.03	19,641.80
3 Apr 2021 18:54	Trade	Confirmed		67.26	19,641.83
3 Apr 2021 15:36	Brokerage	Confirmed		1.16	19,709.09
3 Apr 2021 15:36	GST	Confirmed		0.12	19,710.25
3 Apr 2021 15:35	Trade	Confirmed		256.28	19,710.37
3 Apr 2021 13:50	Brokerage	Confirmed		1.14	19,966.65
3 Apr 2021 13:50	GST	Confirmed		0.11	19,967.79
3 Apr 2021 13:50	Trade	Confirmed		251.27	19,967.91
3 Apr 2021 09:20	Brokerage	Confirmed		0.05	20,219.17

Independent Reserve Pty. Ltd.
ABN 46 164 257 069
Level 26, 44 Market Street, Sydney, 2000
New South Wales, Australia
Website: www.independentreserve.com



Independent Reserve

The Cryptocurrency Exchange

Settled Date	Transaction Type	Transaction Status	Credit	Debit	Balance
3 Apr 2021 09:20	GST	Confirmed		0.00	20,219.22
3 Apr 2021 09:20	Trade	Confirmed	10.20		20,219.22
3 Apr 2021 07:59	Brokerage	Confirmed		0.16	20,209.02
3 Apr 2021 07:59	GST	Confirmed		0.02	20,209.18
3 Apr 2021 07:58	Trade	Confirmed		34.25	20,209.20
2 Apr 2021 18:47	Brokerage	Confirmed		1.65	20,243.45
2 Apr 2021 18:47	GST	Confirmed		0.16	20,245.10
2 Apr 2021 18:47	Trade	Confirmed		362.66	20,245.26
2 Apr 2021 12:08	Brokerage	Confirmed		0.74	20,607.92
2 Apr 2021 12:08	GST	Confirmed		0.07	20,608.66
2 Apr 2021 12:07	Trade	Confirmed	163.52		20,608.74
2 Apr 2021 12:07	Brokerage	Confirmed		1.58	20,445.22
2 Apr 2021 12:07	GST	Confirmed		0.16	20,446.80
2 Apr 2021 12:06	Trade	Confirmed	347.48		20,446.95
2 Apr 2021 08:33	Brokerage	Confirmed		0.20	20,099.47
2 Apr 2021 08:33	GST	Confirmed		0.02	20,099.68
2 Apr 2021 08:33	Trade	Confirmed	44.66		20,099.70

Independent Reserve Pty. Ltd.
ABN 46 164 257 069
Level 26, 44 Market Street, Sydney, 2000
New South Wales, Australia
Website: www.independentreserve.com



Independent Reserve

The Cryptocurrency Exchange

Settled Date	Transaction Type	Transaction Status	Credit	Debit	Balance
2 Apr 2021 08:32	Brokerage	Confirmed		0.26	20,055.04
2 Apr 2021 08:32	GST	Confirmed		0.03	20,055.30
2 Apr 2021 08:31	Trade	Confirmed	58.00		20,055.33
2 Apr 2021 02:46	Brokerage	Confirmed		0.42	19,997.33
2 Apr 2021 02:46	GST	Confirmed		0.04	19,997.75
2 Apr 2021 02:46	Trade	Confirmed	93.25		19,997.79
1 Apr 2021 21:14	Brokerage	Confirmed		0.55	19,904.54
1 Apr 2021 21:14	GST	Confirmed		0.05	19,905.09
1 Apr 2021 21:14	Trade	Confirmed		120.61	19,905.15
1 Apr 2021 16:30	Brokerage	Confirmed		1.18	20,025.75
1 Apr 2021 16:30	GST	Confirmed		0.12	20,026.93
1 Apr 2021 16:30	Trade	Confirmed	258.80		20,027.05
1 Apr 2021 15:58	Brokerage	Confirmed		1.36	19,768.25
1 Apr 2021 15:58	GST	Confirmed		0.14	19,769.61
1 Apr 2021 15:58	Trade	Confirmed	299.50		19,769.74
1 Apr 2021 07:25	Brokerage	Confirmed		22.95	19,470.24
1 Apr 2021 07:25	GST	Confirmed		2.30	19,493.20

Independent Reserve Pty. Ltd.
ABN 46 164 257 069
Level 26, 44 Market Street, Sydney, 2000
New South Wales, Australia
Website: www.independentreserve.com

Settled Date	Transaction Type	Transaction Status	Credit	Debit	Balance
1 Apr 2021 07:25	Brokerage	Confirmed		2.22	19,495.49
1 Apr 2021 07:25	GST	Confirmed		0.22	19,497.71
1 Apr 2021 07:25	Trade	Confirmed	5,050.00		19,497.93
1 Apr 2021 07:24	Trade	Confirmed	488.00		14,447.93
1 Apr 2021 07:06	Brokerage	Confirmed		8.43	13,959.93
1 Apr 2021 07:06	GST	Confirmed		0.84	13,968.36
1 Apr 2021 07:06	Trade	Confirmed	1,854.19		13,969.20
23 Mar 2021 08:02	Brokerage	Confirmed		0.42	12,115.01
23 Mar 2021 08:02	GST	Confirmed		0.04	12,115.43
23 Mar 2021 08:01	Trade	Confirmed		92.00	12,115.47
23 Mar 2021 06:03	Brokerage	Confirmed		3.33	12,207.47
23 Mar 2021 06:03	GST	Confirmed		0.33	12,210.80
23 Mar 2021 06:03	Trade	Confirmed		732.00	12,211.13
23 Mar 2021 00:38	Brokerage	Confirmed		1.33	12,943.13
23 Mar 2021 00:38	GST	Confirmed		0.13	12,944.46
23 Mar 2021 00:37	Trade	Confirmed		292.00	12,944.59
22 Mar 2021 14:55	Brokerage	Confirmed		5.11	13,236.59



Independent Reserve

The Cryptocurrency Exchange

Settled Date	Transaction Type	Transaction Status	Credit	Debit	Balance
22 Mar 2021 14:55	GST	Confirmed		0.51	13,241.70
22 Mar 2021 14:54	Trade	Confirmed		1,124.00	13,242.21
22 Mar 2021 10:53	Brokerage	Confirmed		2.14	14,366.21
22 Mar 2021 10:53	GST	Confirmed		0.21	14,368.35
22 Mar 2021 10:52	Trade	Confirmed		471.00	14,368.57
22 Mar 2021 08:42	Brokerage	Confirmed		5.04	14,839.57
22 Mar 2021 08:42	GST	Confirmed		0.50	14,844.61
22 Mar 2021 08:41	Trade	Confirmed		1,108.50	14,845.11
18 Mar 2021 06:55	Brokerage	Confirmed		0.24	15,953.61
18 Mar 2021 06:55	GST	Confirmed		0.02	15,953.85
18 Mar 2021 06:54	Trade	Confirmed	52.50		15,953.87
13 Mar 2021 08:11	Brokerage	Confirmed		0.20	15,901.37
13 Mar 2021 08:11	GST	Confirmed		0.02	15,901.57
13 Mar 2021 08:11	Trade	Confirmed		220.00	15,901.59
12 Mar 2021 05:04	Brokerage	Confirmed		3.39	16,121.59
12 Mar 2021 05:04	GST	Confirmed		0.34	16,124.98
12 Mar 2021 05:04	Trade	Confirmed	745.00		16,125.32

Independent Reserve Pty. Ltd.
ABN 46 164 257 069
Level 26, 44 Market Street, Sydney, 2000
New South Wales, Australia
Website: www.independentreserve.com



Independent Reserve

The Cryptocurrency Exchange

Settled Date	Transaction Type	Transaction Status	Credit	Debit	Balance
10 Mar 2021 08:16	Brokerage	Confirmed		3.27	15,380.32
10 Mar 2021 08:16	GST	Confirmed		0.33	15,383.59
10 Mar 2021 08:16	Trade	Confirmed	720.00		15,383.92
9 Mar 2021 13:20	Brokerage	Confirmed		3.23	14,663.92
9 Mar 2021 13:20	GST	Confirmed		0.32	14,667.14
9 Mar 2021 13:20	Trade	Confirmed	710.00		14,667.47
9 Mar 2021 09:21	Brokerage	Confirmed		3.14	13,957.47
9 Mar 2021 09:21	GST	Confirmed		0.31	13,960.60
9 Mar 2021 09:21	Trade	Confirmed	690.00		13,960.92
9 Mar 2021 04:51	Brokerage	Confirmed		3.09	13,270.92
9 Mar 2021 04:51	GST	Confirmed		0.31	13,274.01
9 Mar 2021 04:50	Trade	Confirmed	680.00		13,274.32
8 Mar 2021 08:20	Brokerage	Confirmed		3.04	12,594.32
8 Mar 2021 08:20	GST	Confirmed		0.30	12,597.36
8 Mar 2021 08:19	Trade	Confirmed	668.88		12,597.66
7 Mar 2021 17:38	Brokerage	Confirmed		3.00	11,928.78
7 Mar 2021 17:38	GST	Confirmed		0.30	11,931.78

Independent Reserve Pty. Ltd.
ABN 46 164 257 069
Level 26, 44 Market Street, Sydney, 2000
New South Wales, Australia
Website: www.independentreserve.com



Independent Reserve

The Cryptocurrency Exchange

Settled Date	Transaction Type	Transaction Status	Credit	Debit	Balance
7 Mar 2021 17:37	Trade	Confirmed	660.00		11,932.08
7 Mar 2021 16:00	Brokerage	Confirmed		2.89	11,272.08
7 Mar 2021 16:00	GST	Confirmed		0.29	11,274.97
7 Mar 2021 16:00	Brokerage	Confirmed		0.07	11,275.26
7 Mar 2021 16:00	GST	Confirmed		0.01	11,275.33
7 Mar 2021 15:59	Trade	Confirmed	635.89		11,275.34
7 Mar 2021 15:59	Trade	Confirmed	16.11		10,639.45
7 Mar 2021 09:35	Brokerage	Confirmed		0.22	10,623.34
7 Mar 2021 09:35	GST	Confirmed		0.02	10,623.56
7 Mar 2021 09:35	Trade	Confirmed	241.00		10,623.58
4 Mar 2021 17:00	Brokerage	Confirmed		9.19	10,382.58
4 Mar 2021 17:00	GST	Confirmed		0.92	10,391.77
4 Mar 2021 17:00	Trade	Confirmed	2,022.00		10,392.69
4 Mar 2021 12:50	Brokerage	Confirmed		1.30	8,370.69
4 Mar 2021 12:50	GST	Confirmed		0.13	8,372.00
4 Mar 2021 12:49	Trade	Confirmed		286.98	8,372.13
2 Mar 2021 14:06	Brokerage	Confirmed		9.09	8,659.11

Independent Reserve Pty. Ltd.
ABN 46 164 257 069
Level 26, 44 Market Street, Sydney, 2000
New South Wales, Australia
Website: www.independentreserve.com



Independent Reserve

The Cryptocurrency Exchange

Settled Date	Transaction Type	Transaction Status	Credit	Debit	Balance
2 Mar 2021 14:06	GST	Confirmed		0.91	8,668.20
2 Mar 2021 14:05	Trade	Confirmed		2,000.00	8,669.11
2 Mar 2021 13:55	Brokerage	Confirmed		4.30	10,669.11
2 Mar 2021 13:55	GST	Confirmed		0.43	10,673.41
2 Mar 2021 13:55	Trade	Confirmed		946.58	10,673.84
2 Mar 2021 12:30	Brokerage	Confirmed		11.46	11,620.41
2 Mar 2021 12:30	GST	Confirmed		1.15	11,631.88
2 Mar 2021 12:29	Trade	Confirmed		2,522.09	11,633.02
2 Mar 2021 01:41	Brokerage	Confirmed		0.50	14,155.12
2 Mar 2021 01:41	GST	Confirmed		0.05	14,155.62
2 Mar 2021 01:40	Trade	Confirmed		111.00	14,155.67
1 Mar 2021 22:51	Brokerage	Confirmed		0.51	14,266.67
1 Mar 2021 22:51	GST	Confirmed		0.05	14,267.18
1 Mar 2021 22:50	Trade	Confirmed		112.35	14,267.23
1 Mar 2021 05:07	Brokerage	Confirmed		8.45	14,379.58
1 Mar 2021 05:07	GST	Confirmed		0.84	14,388.03
1 Mar 2021 05:06	Trade	Confirmed	1,859.00		14,388.88

Independent Reserve Pty. Ltd.
ABN 46 164 257 069
Level 26, 44 Market Street, Sydney, 2000
New South Wales, Australia
Website: www.independentreserve.com



Independent Reserve

The Cryptocurrency Exchange

Settled Date	Transaction Type	Transaction Status	Credit	Debit	Balance
28 Feb 2021 18:19	Brokerage	Confirmed		2.04	12,529.88
28 Feb 2021 18:19	GST	Confirmed		0.20	12,531.92
28 Feb 2021 18:18	Trade	Confirmed	449.75		12,532.13
28 Feb 2021 15:22	Brokerage	Confirmed		3.30	12,082.38
28 Feb 2021 15:22	GST	Confirmed		0.33	12,085.68
28 Feb 2021 15:21	Trade	Confirmed	725.65		12,086.01
28 Feb 2021 14:10	Brokerage	Confirmed		7.87	11,360.36
28 Feb 2021 14:10	GST	Confirmed		0.79	11,368.23
28 Feb 2021 14:10	Trade	Confirmed		1,732.00	11,369.02
28 Feb 2021 11:44	Brokerage	Confirmed		4.12	13,101.02
28 Feb 2021 11:44	GST	Confirmed		0.41	13,105.13
28 Feb 2021 11:44	Trade	Confirmed		905.50	13,105.54
28 Feb 2021 10:20	Brokerage	Confirmed		0.02	14,011.04
28 Feb 2021 10:20	GST	Confirmed		0.00	14,011.07
28 Feb 2021 10:20	Trade	Confirmed		26.13	14,011.07
28 Feb 2021 10:17	Brokerage	Confirmed		0.46	14,037.20
28 Feb 2021 10:17	GST	Confirmed		0.05	14,037.66

Independent Reserve Pty. Ltd.
ABN 46 164 257 069
Level 26, 44 Market Street, Sydney, 2000
New South Wales, Australia
Website: www.independentreserve.com



Independent Reserve

The Cryptocurrency Exchange

Settled Date	Transaction Type	Transaction Status	Credit	Debit	Balance
28 Feb 2021 10:16	Trade	Confirmed		101.24	14,037.71
23 Feb 2021 19:36	Brokerage	Confirmed		0.02	14,138.95
23 Feb 2021 19:36	GST	Confirmed		0.00	14,138.97
23 Feb 2021 19:36	Brokerage	Confirmed		0.33	14,138.97
23 Feb 2021 19:36	GST	Confirmed		0.03	14,139.30
23 Feb 2021 19:36	Trade	Confirmed		19.00	14,139.33
23 Feb 2021 19:35	Trade	Confirmed		361.00	14,158.33
23 Feb 2021 17:34	Brokerage	Confirmed		0.33	14,519.33
23 Feb 2021 17:34	GST	Confirmed		0.03	14,519.66
23 Feb 2021 17:34	Trade	Confirmed	73.10		14,519.70
23 Feb 2021 17:33	Brokerage	Confirmed		1.21	14,446.60
23 Feb 2021 17:33	GST	Confirmed		0.12	14,447.80
23 Feb 2021 17:33	Brokerage	Confirmed		1.21	14,447.92
23 Feb 2021 17:33	GST	Confirmed		0.12	14,449.13
23 Feb 2021 17:33	Trade	Confirmed	265.20		14,449.25
23 Feb 2021 17:33	Trade	Confirmed	265.20		14,184.05
23 Feb 2021 17:32	Brokerage	Confirmed		1.21	13,918.85

Independent Reserve Pty. Ltd.
ABN 46 164 257 069
Level 26, 44 Market Street, Sydney, 2000
New South Wales, Australia
Website: www.independentreserve.com



Independent Reserve

The Cryptocurrency Exchange

Settled Date	Transaction Type	Transaction Status	Credit	Debit	Balance
23 Feb 2021 17:32	GST	Confirmed		0.12	13,920.05
23 Feb 2021 17:32	Trade	Confirmed	265.20		13,920.18
23 Feb 2021 17:31	Brokerage	Confirmed		1.28	13,654.98
23 Feb 2021 17:31	GST	Confirmed		0.13	13,656.25
23 Feb 2021 17:30	Trade	Confirmed	281.30		13,656.38
23 Feb 2021 17:29	Brokerage	Confirmed		0.45	13,375.08
23 Feb 2021 17:29	GST	Confirmed		0.05	13,375.54
23 Feb 2021 17:29	Trade	Confirmed	99.50		13,375.58
23 Feb 2021 17:12	Brokerage	Confirmed		1.97	13,276.08
23 Feb 2021 17:12	GST	Confirmed		0.20	13,278.05
23 Feb 2021 17:11	Trade	Confirmed		433.00	13,278.24
23 Feb 2021 16:59	Brokerage	Confirmed		3.33	13,711.24
23 Feb 2021 16:59	GST	Confirmed		0.33	13,714.57
23 Feb 2021 16:59	Trade	Confirmed		732.00	13,714.90
22 Feb 2021 02:54	Brokerage	Confirmed		2.73	14,446.90
22 Feb 2021 02:54	GST	Confirmed		0.27	14,449.64
22 Feb 2021 02:53	Trade	Confirmed	601.49		14,449.91

Independent Reserve Pty. Ltd.
ABN 46 164 257 069
Level 26, 44 Market Street, Sydney, 2000
New South Wales, Australia
Website: www.independentreserve.com



Independent Reserve

The Cryptocurrency Exchange

Settled Date	Transaction Type	Transaction Status	Credit	Debit	Balance
22 Feb 2021 02:53	Brokerage	Confirmed		0.61	13,848.42
22 Feb 2021 02:53	GST	Confirmed		0.06	13,849.03
22 Feb 2021 02:53	Brokerage	Confirmed		1.31	13,849.10
22 Feb 2021 02:53	GST	Confirmed		0.13	13,850.41
22 Feb 2021 02:53	Brokerage	Confirmed		2.03	13,850.54
22 Feb 2021 02:53	GST	Confirmed		0.20	13,852.57
22 Feb 2021 02:52	Trade	Confirmed	134.51		13,852.77
22 Feb 2021 02:52	Trade	Confirmed	289.09		13,718.26
22 Feb 2021 02:52	Trade	Confirmed	445.91		13,429.17
21 Feb 2021 21:20	Brokerage	Confirmed		15.68	12,983.26
21 Feb 2021 21:20	GST	Confirmed		1.57	12,998.94
21 Feb 2021 21:20	Brokerage	Confirmed		0.98	13,000.50
21 Feb 2021 21:20	GST	Confirmed		0.10	13,001.48
21 Feb 2021 21:19	Trade	Confirmed	3,449.01		13,001.58
21 Feb 2021 21:18	Trade	Confirmed	214.79		9,552.56
20 Feb 2021 00:15	Brokerage	Confirmed		0.13	9,337.78
20 Feb 2021 00:15	GST	Confirmed		0.01	9,337.90

Independent Reserve Pty. Ltd.
ABN 46 164 257 069
Level 26, 44 Market Street, Sydney, 2000
New South Wales, Australia
Website: www.independentreserve.com



Independent Reserve

The Cryptocurrency Exchange

Settled Date	Transaction Type	Transaction Status	Credit	Debit	Balance
20 Feb 2021 00:14	Trade	Confirmed		27.50	9,337.92
19 Feb 2021 15:19	Brokerage	Confirmed		0.46	9,365.42
19 Feb 2021 15:19	GST	Confirmed		0.05	9,365.87
19 Feb 2021 15:18	Trade	Confirmed		100.40	9,365.92
18 Feb 2021 15:08	Brokerage	Confirmed		0.38	9,466.32
18 Feb 2021 15:08	GST	Confirmed		0.04	9,466.70
18 Feb 2021 15:07	Trade	Confirmed		83.30	9,466.73
18 Feb 2021 14:26	Brokerage	Confirmed		1.36	9,550.03
18 Feb 2021 14:26	GST	Confirmed		0.14	9,551.39
18 Feb 2021 14:26	Trade	Confirmed		299.00	9,551.53
10 Feb 2021 10:36	Brokerage	Confirmed		1.14	9,850.53
10 Feb 2021 10:36	GST	Confirmed		0.11	9,851.67
10 Feb 2021 10:36	Trade	Confirmed	250.00		9,851.78
8 Feb 2021 20:49	Brokerage	Confirmed		5.20	9,601.78
8 Feb 2021 20:49	GST	Confirmed		0.52	9,606.98
8 Feb 2021 20:48	Trade	Confirmed	1,143.59		9,607.50
8 Feb 2021 03:53	Withdrawal	Confirmed		2,300.00	8,463.91

Independent Reserve Pty. Ltd.
ABN 46 164 257 069
Level 26, 44 Market Street, Sydney, 2000
New South Wales, Australia
Website: www.independentreserve.com



Independent Reserve

The Cryptocurrency Exchange

Settled Date	Transaction Type	Transaction Status	Credit	Debit	Balance
7 Feb 2021 05:39	Brokerage	Confirmed		0.50	10,763.91
7 Feb 2021 05:39	GST	Confirmed		0.05	10,764.40
7 Feb 2021 05:38	Trade	Confirmed	109.19		10,764.45
7 Feb 2021 03:52	Brokerage	Confirmed		3.96	10,655.26
7 Feb 2021 03:52	GST	Confirmed		0.40	10,659.22
7 Feb 2021 03:51	Trade	Confirmed	870.81		10,659.62
6 Feb 2021 23:25	Brokerage	Confirmed		3.44	9,788.81
6 Feb 2021 23:25	GST	Confirmed		0.34	9,792.25
6 Feb 2021 23:24	Trade	Confirmed	757.27		9,792.59
6 Feb 2021 07:15	Brokerage	Confirmed		1.31	9,035.33
6 Feb 2021 07:15	GST	Confirmed		0.13	9,036.64
6 Feb 2021 07:15	Brokerage	Confirmed		3.37	9,036.77
6 Feb 2021 07:15	GST	Confirmed		0.34	9,040.15
6 Feb 2021 07:15	Brokerage	Confirmed		0.08	9,040.48
6 Feb 2021 07:15	GST	Confirmed		0.01	9,040.57
6 Feb 2021 07:14	Trade	Confirmed		289.21	9,040.58
6 Feb 2021 07:14	Trade	Confirmed		742.50	9,329.79

Independent Reserve Pty. Ltd.
ABN 46 164 257 069
Level 26, 44 Market Street, Sydney, 2000
New South Wales, Australia
Website: www.independentreserve.com



Independent Reserve

The Cryptocurrency Exchange

Settled Date	Transaction Type	Transaction Status	Credit	Debit	Balance
6 Feb 2021 07:14	Trade	Confirmed		18.28	10,072.29
5 Feb 2021 21:00	Brokerage	Confirmed		0.89	10,090.57
5 Feb 2021 21:00	GST	Confirmed		0.09	10,091.46
5 Feb 2021 20:59	Trade	Confirmed		196.18	10,091.55
5 Feb 2021 20:41	Brokerage	Confirmed		7.19	10,287.73
5 Feb 2021 20:41	GST	Confirmed		0.72	10,294.93
5 Feb 2021 20:41	Trade	Confirmed	1,582.20		10,295.64
5 Feb 2021 20:39	Brokerage	Confirmed		9.97	8,713.45
5 Feb 2021 20:39	GST	Confirmed		1.00	8,723.42
5 Feb 2021 20:38	Trade	Confirmed	2,193.38		8,724.41
4 Feb 2021 03:52	Withdrawal	Confirmed		2,550.00	6,531.03
3 Feb 2021 12:08	Brokerage	Confirmed		10.59	9,081.03
3 Feb 2021 12:08	GST	Confirmed		1.06	9,091.63
3 Feb 2021 12:07	Trade	Confirmed	2,330.52		9,092.69
3 Feb 2021 10:54	Brokerage	Confirmed		0.45	6,762.17
3 Feb 2021 10:54	GST	Confirmed		0.05	6,762.62
3 Feb 2021 10:54	Trade	Confirmed	99.48		6,762.67

Independent Reserve Pty. Ltd.
ABN 46 164 257 069
Level 26, 44 Market Street, Sydney, 2000
New South Wales, Australia
Website: www.independentreserve.com



Independent Reserve

The Cryptocurrency Exchange

Settled Date	Transaction Type	Transaction Status	Credit	Debit	Balance
3 Feb 2021 10:41	Brokerage	Confirmed		6.77	6,663.18
3 Feb 2021 10:41	GST	Confirmed		0.68	6,669.95
3 Feb 2021 10:40	Trade	Confirmed		1,489.42	6,670.63
26 Jan 2021 22:44	Brokerage	Confirmed		7.67	8,160.05
26 Jan 2021 22:44	GST	Confirmed		0.77	8,167.72
26 Jan 2021 22:43	Trade	Confirmed		1,687.60	8,168.49
23 Jan 2021 12:43	Brokerage	Confirmed		9.47	9,856.09
23 Jan 2021 12:43	GST	Confirmed		0.95	9,865.56
23 Jan 2021 12:43	Trade	Confirmed	2,083.81		9,866.50
23 Jan 2021 10:54	Brokerage	Confirmed		7.67	7,782.70
23 Jan 2021 10:54	GST	Confirmed		0.77	7,790.37
23 Jan 2021 10:54	Trade	Confirmed		1,688.07	7,791.14
22 Jan 2021 08:26	Brokerage	Confirmed		3.10	9,479.20
22 Jan 2021 08:26	GST	Confirmed		0.31	9,482.31
22 Jan 2021 08:26	Brokerage	Confirmed		3.10	9,482.62
22 Jan 2021 08:26	GST	Confirmed		0.31	9,485.72
22 Jan 2021 08:26	Trade	Confirmed		682.50	9,486.03

Independent Reserve Pty. Ltd.
ABN 46 164 257 069
Level 26, 44 Market Street, Sydney, 2000
New South Wales, Australia
Website: www.independentreserve.com



Independent Reserve

The Cryptocurrency Exchange

Settled Date	Transaction Type	Transaction Status	Credit	Debit	Balance
22 Jan 2021 08:26	Trade	Confirmed		682.50	10,168.53
21 Jan 2021 22:13	Brokerage	Confirmed		9.70	10,851.03
21 Jan 2021 22:13	GST	Confirmed		0.97	10,860.72
21 Jan 2021 22:12	Trade	Confirmed	2,133.00		10,861.69
20 Jan 2021 12:01	Brokerage	Confirmed		2.07	8,728.69
20 Jan 2021 12:01	GST	Confirmed		0.21	8,730.76
20 Jan 2021 12:00	Trade	Confirmed		455.00	8,730.97
19 Jan 2021 15:48	Brokerage	Confirmed		7.95	9,185.97
19 Jan 2021 15:48	GST	Confirmed		0.80	9,193.92
19 Jan 2021 15:48	Trade	Confirmed	1,750.00		9,194.72
18 Jan 2021 13:37	Brokerage	Confirmed		9.63	7,444.72
18 Jan 2021 13:37	GST	Confirmed		0.96	7,454.35
18 Jan 2021 13:37	Trade	Confirmed	2,119.40		7,455.32
18 Jan 2021 13:28	Brokerage	Confirmed		0.18	5,335.92
18 Jan 2021 13:28	GST	Confirmed		0.02	5,336.10
18 Jan 2021 13:28	Trade	Confirmed	39.78		5,336.12
18 Jan 2021 07:02	Brokerage	Confirmed		0.01	5,296.33

Independent Reserve Pty. Ltd.
ABN 46 164 257 069
Level 26, 44 Market Street, Sydney, 2000
New South Wales, Australia
Website: www.independentreserve.com

Settled Date	Transaction Type	Transaction Status	Credit	Debit	Balance
18 Jan 2021 07:02	GST	Confirmed		0.00	5,296.35
18 Jan 2021 07:01	Trade	Confirmed	2.99		5,296.35
18 Jan 2021 07:00	Brokerage	Confirmed		0.02	5,293.36
18 Jan 2021 07:00	GST	Confirmed		0.00	5,293.38
18 Jan 2021 07:00	Trade	Confirmed	3.96		5,293.38
17 Jan 2021 19:35	Brokerage	Confirmed		0.54	5,289.42
17 Jan 2021 19:35	GST	Confirmed		0.05	5,289.96
17 Jan 2021 19:35	Trade	Confirmed	119.40		5,290.02
17 Jan 2021 18:14	Brokerage	Confirmed		0.33	5,170.62
17 Jan 2021 18:14	GST	Confirmed		0.03	5,170.94
17 Jan 2021 18:13	Trade	Confirmed	71.64		5,170.97
17 Jan 2021 18:13	Brokerage	Confirmed		0.11	5,099.33
17 Jan 2021 18:13	GST	Confirmed		0.01	5,099.44
17 Jan 2021 18:12	Trade	Confirmed	23.88		5,099.45
17 Jan 2021 07:01	Brokerage	Confirmed		0.01	5,075.57
17 Jan 2021 07:01	GST	Confirmed		0.00	5,075.59
17 Jan 2021 07:01	Brokerage	Confirmed		0.02	5,075.59



Independent Reserve

The Cryptocurrency Exchange

Settled Date	Transaction Type	Transaction Status	Credit	Debit	Balance
17 Jan 2021 07:01	GST	Confirmed		0.00	5,075.61
17 Jan 2021 07:00	Trade	Confirmed	2.99		5,075.61
17 Jan 2021 07:00	Trade	Confirmed	3.96		5,072.62
17 Jan 2021 04:31	Brokerage	Confirmed		4.58	5,068.66
17 Jan 2021 04:31	GST	Confirmed		0.46	5,073.24
17 Jan 2021 04:30	Trade	Confirmed	1,006.99		5,073.69
17 Jan 2021 04:30	Brokerage	Confirmed		7.50	4,066.70
17 Jan 2021 04:30	GST	Confirmed		0.75	4,074.20
17 Jan 2021 04:29	Trade	Confirmed	1,650.00		4,074.95
16 Jan 2021 00:03	Brokerage	Confirmed		8.85	2,424.95
16 Jan 2021 00:03	GST	Confirmed		0.88	2,433.80
16 Jan 2021 00:03	Trade	Confirmed		1,946.70	2,434.68
13 Jan 2021 09:30	Brokerage	Confirmed		2.02	4,381.38
13 Jan 2021 09:30	GST	Confirmed		0.20	4,383.40
13 Jan 2021 09:29	Trade	Confirmed		444.02	4,383.61
12 Jan 2021 21:51	Brokerage	Confirmed		0.16	4,827.62
12 Jan 2021 21:51	GST	Confirmed		0.02	4,827.78

Independent Reserve Pty. Ltd.
ABN 46 164 257 069
Level 26, 44 Market Street, Sydney, 2000
New South Wales, Australia
Website: www.independentreserve.com



Independent Reserve

The Cryptocurrency Exchange

Settled Date	Transaction Type	Transaction Status	Credit	Debit	Balance
12 Jan 2021 21:50	Trade	Confirmed		36.09	4,827.80
12 Jan 2021 21:49	Brokerage	Confirmed		1.09	4,863.89
12 Jan 2021 21:49	GST	Confirmed		0.11	4,864.99
12 Jan 2021 21:49	Brokerage	Confirmed		0.29	4,865.10
12 Jan 2021 21:49	GST	Confirmed		0.03	4,865.38
12 Jan 2021 21:49	Trade	Confirmed		240.67	4,865.41
12 Jan 2021 21:49	Trade	Confirmed		63.24	5,106.08
12 Jan 2021 21:40	Brokerage	Confirmed		3.67	5,169.32
12 Jan 2021 21:40	GST	Confirmed		0.37	5,172.99
12 Jan 2021 21:40	Trade	Confirmed		807.08	5,173.36
12 Jan 2021 21:22	Brokerage	Confirmed		12.65	5,980.43
12 Jan 2021 21:22	GST	Confirmed		1.26	5,993.08
12 Jan 2021 21:22	Trade	Confirmed		2,783.00	5,994.35
11 Jan 2021 22:14	Brokerage	Confirmed		1.20	8,777.35
11 Jan 2021 22:14	GST	Confirmed		0.12	8,778.55
11 Jan 2021 22:14	Brokerage	Confirmed		0.01	8,778.67
11 Jan 2021 22:14	GST	Confirmed		0.00	8,778.69

Independent Reserve Pty. Ltd.
ABN 46 164 257 069
Level 26, 44 Market Street, Sydney, 2000
New South Wales, Australia
Website: www.independentreserve.com



Independent Reserve

The Cryptocurrency Exchange

Settled Date	Transaction Type	Transaction Status	Credit	Debit	Balance
11 Jan 2021 22:14	Brokerage	Confirmed		0.02	8,778.69
11 Jan 2021 22:14	GST	Confirmed		0.00	8,778.71
11 Jan 2021 22:14	Trade	Confirmed		264.71	8,778.71
11 Jan 2021 22:14	Trade	Confirmed		3.24	9,043.42
11 Jan 2021 22:14	Trade	Confirmed		4.06	9,046.66
11 Jan 2021 22:13	Brokerage	Confirmed		0.02	9,050.72
11 Jan 2021 22:13	GST	Confirmed		0.00	9,050.75
11 Jan 2021 22:13	Trade	Confirmed		5.09	9,050.75
7 Jan 2021 23:34	Brokerage	Confirmed		7.27	9,055.83
7 Jan 2021 23:34	GST	Confirmed		0.73	9,063.11
7 Jan 2021 23:33	Trade	Confirmed	1,600.00		9,063.83
7 Jan 2021 07:06	Brokerage	Confirmed		2.27	7,463.83
7 Jan 2021 07:06	GST	Confirmed		0.23	7,466.11
7 Jan 2021 07:06	Trade	Confirmed	500.00		7,466.33
7 Jan 2021 00:05	Brokerage	Confirmed		6.86	6,966.33
7 Jan 2021 00:05	GST	Confirmed		0.69	6,973.19
7 Jan 2021 00:04	Trade	Confirmed	1,509.00		6,973.88

Independent Reserve Pty. Ltd.
ABN 46 164 257 069
Level 26, 44 Market Street, Sydney, 2000
New South Wales, Australia
Website: www.independentreserve.com



Independent Reserve

The Cryptocurrency Exchange

Settled Date	Transaction Type	Transaction Status	Credit	Debit	Balance
6 Jan 2021 13:23	Brokerage	Confirmed		1.00	5,464.88
6 Jan 2021 13:23	GST	Confirmed		0.10	5,465.87
6 Jan 2021 13:23	Trade	Confirmed	219.00		5,465.97
6 Jan 2021 08:29	Brokerage	Confirmed		1.32	5,246.97
6 Jan 2021 08:29	GST	Confirmed		0.13	5,248.29
6 Jan 2021 08:28	Trade	Confirmed	290.36		5,248.43
5 Jan 2021 08:05	Brokerage	Confirmed		1.36	4,958.07
5 Jan 2021 08:05	GST	Confirmed		0.14	4,959.42
5 Jan 2021 08:05	Trade	Confirmed	299.00		4,959.56
4 Jan 2021 17:34	Brokerage	Confirmed		5.48	4,660.56
4 Jan 2021 17:34	GST	Confirmed		0.55	4,666.04
4 Jan 2021 17:34	Trade	Confirmed		1,206.00	4,666.59
4 Jan 2021 15:34	Brokerage	Confirmed		6.27	5,872.59
4 Jan 2021 15:34	GST	Confirmed		0.63	5,878.86
4 Jan 2021 15:33	Trade	Confirmed	1,380.00		5,879.49
4 Jan 2021 15:09	Brokerage	Confirmed		2.80	4,499.49
4 Jan 2021 15:09	GST	Confirmed		0.28	4,502.29

Independent Reserve Pty. Ltd.
ABN 46 164 257 069
Level 26, 44 Market Street, Sydney, 2000
New South Wales, Australia
Website: www.independentreserve.com



Independent Reserve

The Cryptocurrency Exchange

Settled Date	Transaction Type	Transaction Status	Credit	Debit	Balance
4 Jan 2021 15:08	Trade	Confirmed	614.92		4,502.56
3 Jan 2021 08:18	Brokerage	Confirmed		4.55	3,887.65
3 Jan 2021 08:18	GST	Confirmed		0.45	3,892.19
3 Jan 2021 08:18	Trade	Confirmed		1,000.00	3,892.65
3 Jan 2021 07:17	Brokerage	Confirmed		4.10	4,892.65
3 Jan 2021 07:17	GST	Confirmed		0.41	4,896.75
3 Jan 2021 07:17	Brokerage	Confirmed		0.34	4,897.16
3 Jan 2021 07:17	GST	Confirmed		0.03	4,897.50
3 Jan 2021 07:16	Trade	Confirmed		902.65	4,897.53
3 Jan 2021 07:14	Trade	Confirmed	74.19		5,800.18
26 Dec 2020 23:44	Brokerage	Confirmed		0.31	5,725.99
26 Dec 2020 23:44	GST	Confirmed		0.03	5,726.30
26 Dec 2020 23:44	Brokerage	Confirmed		0.46	5,726.33
26 Dec 2020 23:44	GST	Confirmed		0.05	5,726.79
26 Dec 2020 23:44	Trade	Confirmed		68.00	5,726.84
26 Dec 2020 23:43	Trade	Confirmed		102.00	5,794.84
26 Dec 2020 23:41	Brokerage	Confirmed		0.91	5,896.84

Independent Reserve Pty. Ltd.
ABN 46 164 257 069
Level 26, 44 Market Street, Sydney, 2000
New South Wales, Australia
Website: www.independentreserve.com



Independent Reserve

The Cryptocurrency Exchange

Settled Date	Transaction Type	Transaction Status	Credit	Debit	Balance
26 Dec 2020 23:41	GST	Confirmed		0.09	5,897.75
26 Dec 2020 23:40	Trade	Confirmed		199.10	5,897.84
26 Dec 2020 17:16	Brokerage	Confirmed		3.17	6,096.94
26 Dec 2020 17:16	GST	Confirmed		0.32	6,100.11
26 Dec 2020 17:15	Trade	Confirmed		696.44	6,100.42
26 Dec 2020 10:02	Brokerage	Confirmed		4.93	6,796.86
26 Dec 2020 10:02	GST	Confirmed		0.49	6,801.79
26 Dec 2020 10:01	Trade	Confirmed	1,084.22		6,802.28
26 Dec 2020 01:37	Brokerage	Confirmed		0.25	5,718.07
26 Dec 2020 01:37	GST	Confirmed		0.03	5,718.32
26 Dec 2020 01:37	Trade	Confirmed		55.39	5,718.35
25 Dec 2020 19:35	Brokerage	Confirmed		1.45	5,773.73
25 Dec 2020 19:35	GST	Confirmed		0.15	5,775.19
25 Dec 2020 19:34	Trade	Confirmed	320.00		5,775.33
23 Dec 2020 19:12	Brokerage	Confirmed		0.03	5,455.33
23 Dec 2020 19:12	GST	Confirmed		0.00	5,455.36
23 Dec 2020 19:12	Brokerage	Confirmed		0.94	5,455.36

Independent Reserve Pty. Ltd.
ABN 46 164 257 069
Level 26, 44 Market Street, Sydney, 2000
New South Wales, Australia
Website: www.independentreserve.com

Settled Date	Transaction Type	Transaction Status	Credit	Debit	Balance
23 Dec 2020 19:12	GST	Confirmed		0.09	5,456.30
23 Dec 2020 19:12	Trade	Confirmed		5.67	5,456.39
23 Dec 2020 19:12	Trade	Confirmed		206.33	5,462.06
23 Dec 2020 19:01	Brokerage	Confirmed		1.27	5,668.39
23 Dec 2020 19:01	GST	Confirmed		0.13	5,669.67
23 Dec 2020 19:00	Trade	Confirmed		280.00	5,669.79
23 Dec 2020 18:52	Brokerage	Confirmed		1.28	5,949.79
23 Dec 2020 18:52	GST	Confirmed		0.13	5,951.08
23 Dec 2020 18:51	Trade	Confirmed		282.00	5,951.20
23 Dec 2020 11:08	Brokerage	Confirmed		0.30	6,233.20
23 Dec 2020 11:08	GST	Confirmed		0.03	6,233.51
23 Dec 2020 11:07	Trade	Confirmed		66.80	6,233.54
23 Dec 2020 10:08	Brokerage	Confirmed		2.43	6,300.33
23 Dec 2020 10:08	GST	Confirmed		0.24	6,302.76
23 Dec 2020 10:08	Trade	Confirmed		533.70	6,303.00
23 Dec 2020 09:42	Brokerage	Confirmed		4.73	6,836.70
23 Dec 2020 09:42	GST	Confirmed		0.47	6,841.43



Independent Reserve

The Cryptocurrency Exchange

Settled Date	Transaction Type	Transaction Status	Credit	Debit	Balance
23 Dec 2020 09:41	Trade	Confirmed		1,039.50	6,841.90
23 Dec 2020 09:41	Brokerage	Confirmed		2.07	7,881.40
23 Dec 2020 09:41	GST	Confirmed		0.21	7,883.47
23 Dec 2020 09:40	Trade	Confirmed		456.00	7,883.68
23 Dec 2020 09:15	Brokerage	Confirmed		7.66	8,339.68
23 Dec 2020 09:15	GST	Confirmed		0.77	8,347.34
23 Dec 2020 09:14	Trade	Confirmed		1,686.00	8,348.11
16 Dec 2020 21:44	Brokerage	Confirmed		6.48	10,034.11
16 Dec 2020 21:44	GST	Confirmed		0.65	10,040.60
16 Dec 2020 21:43	Trade	Confirmed	1,426.63		10,041.24
6 Dec 2020 06:06	Brokerage	Confirmed		2.74	8,614.61
6 Dec 2020 06:06	GST	Confirmed		0.27	8,617.35
6 Dec 2020 06:05	Trade	Confirmed		602.66	8,617.63
6 Dec 2020 00:57	Brokerage	Confirmed		3.52	9,220.28
6 Dec 2020 00:57	GST	Confirmed		0.35	9,223.80
6 Dec 2020 00:57	Trade	Confirmed		774.22	9,224.15
21 Nov 2020 01:44	Brokerage	Confirmed		6.36	9,998.38

Independent Reserve Pty. Ltd.
ABN 46 164 257 069
Level 26, 44 Market Street, Sydney, 2000
New South Wales, Australia
Website: www.independentreserve.com



Independent Reserve

The Cryptocurrency Exchange

Settled Date	Transaction Type	Transaction Status	Credit	Debit	Balance
21 Nov 2020 01:44	GST	Confirmed		0.64	10,004.74
21 Nov 2020 01:43	Trade	Confirmed	1,400.00		10,005.38
19 Nov 2020 06:02	Withdrawal	Confirmed		9,320.00	8,605.38
16 Nov 2020 19:54	Brokerage	Confirmed		11.79	17,925.38
16 Nov 2020 19:54	GST	Confirmed		1.18	17,937.16
16 Nov 2020 19:53	Trade	Confirmed		2,593.00	17,938.34
16 Nov 2020 14:11	Brokerage	Confirmed		3.85	20,531.34
16 Nov 2020 14:11	GST	Confirmed		0.38	20,535.19
16 Nov 2020 14:10	Trade	Confirmed	846.45		20,535.57
9 Nov 2020 23:13	Brokerage	Confirmed		2.75	19,689.12
9 Nov 2020 23:13	GST	Confirmed		0.27	19,691.87
9 Nov 2020 23:12	Trade	Confirmed		604.80	19,692.15
9 Nov 2020 16:23	Brokerage	Confirmed		0.95	20,296.95
9 Nov 2020 16:23	GST	Confirmed		0.09	20,297.90
9 Nov 2020 16:23	Brokerage	Confirmed		0.95	20,297.99
9 Nov 2020 16:23	GST	Confirmed		0.10	20,298.94
9 Nov 2020 16:23	Trade	Confirmed		208.80	20,299.04

Independent Reserve Pty. Ltd.
ABN 46 164 257 069
Level 26, 44 Market Street, Sydney, 2000
New South Wales, Australia
Website: www.independentreserve.com



Independent Reserve

The Cryptocurrency Exchange

Settled Date	Transaction Type	Transaction Status	Credit	Debit	Balance
9 Nov 2020 16:22	Trade	Confirmed		209.20	20,507.84
9 Nov 2020 10:17	Brokerage	Confirmed		1.73	20,717.04
9 Nov 2020 10:17	GST	Confirmed		0.17	20,718.77
9 Nov 2020 10:17	Trade	Confirmed		381.38	20,718.94
9 Nov 2020 07:09	Brokerage	Confirmed		5.71	21,100.33
9 Nov 2020 07:09	GST	Confirmed		0.57	21,106.04
9 Nov 2020 07:08	Trade	Confirmed		1,256.00	21,106.61
9 Nov 2020 07:00	Brokerage	Confirmed		6.26	22,362.61
9 Nov 2020 07:00	GST	Confirmed		0.63	22,368.87
9 Nov 2020 06:59	Trade	Confirmed	1,377.76		22,369.50
9 Nov 2020 06:27	Brokerage	Confirmed		8.52	20,991.74
9 Nov 2020 06:27	GST	Confirmed		0.85	21,000.26
9 Nov 2020 06:26	Trade	Confirmed		1,874.58	21,001.11
9 Nov 2020 06:11	Brokerage	Confirmed		9.17	22,875.69
9 Nov 2020 06:11	GST	Confirmed		0.92	22,884.86
9 Nov 2020 06:11	Trade	Confirmed	2,016.75		22,885.78
28 Oct 2020 05:02	Deposit	Confirmed	5,000.00		20,869.03

Independent Reserve Pty. Ltd.
ABN 46 164 257 069
Level 26, 44 Market Street, Sydney, 2000
New South Wales, Australia
Website: www.independentreserve.com



Independent Reserve

The Cryptocurrency Exchange

Settled Date	Transaction Type	Transaction Status	Credit	Debit	Balance
23 Oct 2020 06:16	Brokerage	Confirmed		25.54	15,869.03
23 Oct 2020 06:16	GST	Confirmed		2.55	15,894.57
23 Oct 2020 06:15	Trade	Confirmed	5,619.75		15,897.12
19 Oct 2020 19:37	Brokerage	Confirmed		7.24	10,277.37
19 Oct 2020 19:37	GST	Confirmed		0.72	10,284.62
19 Oct 2020 19:36	Trade	Confirmed	1,593.00		10,285.34
9 Oct 2020 19:05	Brokerage	Confirmed		4.41	8,692.34
9 Oct 2020 19:05	GST	Confirmed		0.44	8,696.75
9 Oct 2020 19:05	Trade	Confirmed	970.69		8,697.19
9 Oct 2020 19:04	Brokerage	Confirmed		2.59	7,726.50
9 Oct 2020 19:04	GST	Confirmed		0.26	7,729.09
9 Oct 2020 19:03	Trade	Confirmed	569.31		7,729.35
8 Oct 2020 22:38	Brokerage	Confirmed		6.91	7,160.04
8 Oct 2020 22:38	GST	Confirmed		0.69	7,166.95
8 Oct 2020 22:37	Trade	Confirmed	1,521.02		7,167.64
8 Oct 2020 08:36	Brokerage	Confirmed		21.20	5,646.62
8 Oct 2020 08:36	GST	Confirmed		2.12	5,667.83

Independent Reserve Pty. Ltd.
ABN 46 164 257 069
Level 26, 44 Market Street, Sydney, 2000
New South Wales, Australia
Website: www.independentreserve.com



Independent Reserve

The Cryptocurrency Exchange

Settled Date	Transaction Type	Transaction Status	Credit	Debit	Balance
8 Oct 2020 08:35	Trade	Confirmed		4,664.45	5,669.95
7 Oct 2020 04:32	Withdrawal	Confirmed		7,000.00	10,334.40
6 Oct 2020 21:34	Brokerage	Confirmed		8.22	17,334.40
6 Oct 2020 21:34	GST	Confirmed		0.82	17,342.62
6 Oct 2020 21:34	Trade	Confirmed	1,808.14		17,343.44
6 Oct 2020 21:13	Brokerage	Confirmed		4.05	15,535.29
6 Oct 2020 21:13	GST	Confirmed		0.40	15,539.34
6 Oct 2020 21:12	Trade	Confirmed	890.08		15,539.75
6 Oct 2020 20:38	Brokerage	Confirmed		13.57	14,649.67
6 Oct 2020 20:38	GST	Confirmed		1.36	14,663.23
6 Oct 2020 20:37	Trade	Confirmed	2,985.07		14,664.59
6 Oct 2020 20:37	Brokerage	Confirmed		0.09	11,679.52
6 Oct 2020 20:37	GST	Confirmed		0.01	11,679.61
6 Oct 2020 20:35	Trade	Confirmed	19.90		11,679.62
28 Sep 2020 09:25	Brokerage	Confirmed		5.23	11,659.72
28 Sep 2020 09:25	GST	Confirmed		0.52	11,664.95
28 Sep 2020 09:24	Trade	Confirmed	1,151.07		11,665.47

Independent Reserve Pty. Ltd.
ABN 46 164 257 069
Level 26, 44 Market Street, Sydney, 2000
New South Wales, Australia
Website: www.independentreserve.com



Independent Reserve

The Cryptocurrency Exchange

Settled Date	Transaction Type	Transaction Status	Credit	Debit	Balance
21 Sep 2020 00:28	Brokerage	Confirmed		4.59	10,514.40
21 Sep 2020 00:28	GST	Confirmed		0.46	10,518.99
21 Sep 2020 00:28	Trade	Confirmed		1,010.00	10,519.45
18 Sep 2020 12:09	Brokerage	Confirmed		2.42	11,529.45
18 Sep 2020 12:09	GST	Confirmed		0.24	11,531.87
18 Sep 2020 12:09	Trade	Confirmed		531.90	11,532.11
18 Sep 2020 06:13	Deposit	Confirmed	9,000.00		12,064.01
17 Sep 2020 17:31	Brokerage	Confirmed		2.43	3,064.01
17 Sep 2020 17:31	GST	Confirmed		0.24	3,066.44
17 Sep 2020 17:31	Brokerage	Confirmed		5.84	3,066.69
17 Sep 2020 17:31	GST	Confirmed		0.58	3,072.52
17 Sep 2020 17:30	Trade	Confirmed		2,675.00	3,073.11
17 Sep 2020 17:30	Trade	Confirmed		6,420.00	5,748.11
17 Sep 2020 10:02	Brokerage	Confirmed		2.38	12,168.11
17 Sep 2020 10:02	GST	Confirmed		0.24	12,170.48
17 Sep 2020 10:02	Trade	Confirmed		523.00	12,170.72
17 Sep 2020 09:59	Brokerage	Confirmed		5.10	12,693.72

Independent Reserve Pty. Ltd.
ABN 46 164 257 069
Level 26, 44 Market Street, Sydney, 2000
New South Wales, Australia
Website: www.independentreserve.com



Independent Reserve

The Cryptocurrency Exchange

Settled Date	Transaction Type	Transaction Status	Credit	Debit	Balance
17 Sep 2020 09:59	GST	Confirmed		0.51	12,698.82
17 Sep 2020 09:59	Trade	Confirmed		1,121.60	12,699.33
17 Sep 2020 06:33	Deposit	Confirmed	10,000.00		13,820.93
22 Aug 2020 05:49	Brokerage	Confirmed		7.32	3,820.93
22 Aug 2020 05:49	GST	Confirmed		0.73	3,828.25
22 Aug 2020 05:48	Trade	Confirmed		1,611.10	3,828.98
22 Aug 2020 02:24	Brokerage	Confirmed		5.73	5,440.08
22 Aug 2020 02:24	GST	Confirmed		0.57	5,445.81
22 Aug 2020 02:23	Trade	Confirmed		1,260.00	5,446.38
22 Aug 2020 02:19	Brokerage	Confirmed		4.60	6,706.38
22 Aug 2020 02:19	GST	Confirmed		0.46	6,710.98
22 Aug 2020 02:19	Brokerage	Confirmed		19.67	6,711.44
22 Aug 2020 02:19	GST	Confirmed		1.97	6,731.11
22 Aug 2020 02:19	Trade	Confirmed		1,012.25	6,733.08
22 Aug 2020 02:19	Trade	Confirmed		4,327.37	7,745.33
21 Aug 2020 20:30	Brokerage	Confirmed		11.50	12,072.70
21 Aug 2020 20:30	GST	Confirmed		1.15	12,084.20

Independent Reserve Pty. Ltd.
ABN 46 164 257 069
Level 26, 44 Market Street, Sydney, 2000
New South Wales, Australia
Website: www.independentreserve.com



Independent Reserve

The Cryptocurrency Exchange

Settled Date	Transaction Type	Transaction Status	Credit	Debit	Balance
21 Aug 2020 20:30	Trade	Confirmed		2,529.36	12,085.35
21 Aug 2020 20:23	Brokerage	Confirmed		7.44	14,614.71
21 Aug 2020 20:23	GST	Confirmed		0.74	14,622.15
21 Aug 2020 20:22	Trade	Confirmed		1,637.00	14,622.89
21 Aug 2020 19:53	Brokerage	Confirmed		14.91	16,259.89
21 Aug 2020 19:53	GST	Confirmed		1.49	16,274.80
21 Aug 2020 19:52	Trade	Confirmed		3,280.10	16,276.29
21 Aug 2020 19:31	Brokerage	Confirmed		1.86	19,556.39
21 Aug 2020 19:31	GST	Confirmed		0.19	19,558.26
21 Aug 2020 19:31	Trade	Confirmed		410.25	19,558.45
18 Aug 2020 05:24	Brokerage	Confirmed		0.22	19,968.70
18 Aug 2020 05:24	GST	Confirmed		0.02	19,968.91
18 Aug 2020 05:24	Brokerage	Confirmed		0.98	19,968.94
18 Aug 2020 05:24	GST	Confirmed		0.10	19,969.92
18 Aug 2020 05:23	Trade	Confirmed	47.90		19,970.02
18 Aug 2020 05:23	Trade	Confirmed	216.28		19,922.12
18 Aug 2020 05:23	Brokerage	Confirmed		1.06	19,705.84

Independent Reserve Pty. Ltd.
ABN 46 164 257 069
Level 26, 44 Market Street, Sydney, 2000
New South Wales, Australia
Website: www.independentreserve.com



Independent Reserve

The Cryptocurrency Exchange

Settled Date	Transaction Type	Transaction Status	Credit	Debit	Balance
18 Aug 2020 05:23	GST	Confirmed		0.11	19,706.90
18 Aug 2020 05:22	Trade	Confirmed	233.62		19,707.01
18 Aug 2020 05:21	Brokerage	Confirmed		2.11	19,473.38
18 Aug 2020 05:21	GST	Confirmed		0.21	19,475.49
18 Aug 2020 05:21	Trade	Confirmed	463.60		19,475.70
18 Aug 2020 05:20	Brokerage	Confirmed		2.11	19,012.10
18 Aug 2020 05:20	GST	Confirmed		0.21	19,014.21
18 Aug 2020 05:20	Trade	Confirmed	463.60		19,014.42
17 Aug 2020 21:23	Brokerage	Confirmed		1.90	18,550.82
17 Aug 2020 21:23	GST	Confirmed		0.19	18,552.72
17 Aug 2020 21:22	Trade	Confirmed	418.75		18,552.91
17 Aug 2020 19:55	Brokerage	Confirmed		11.76	18,134.16
17 Aug 2020 19:55	GST	Confirmed		1.18	18,145.93
17 Aug 2020 19:54	Trade	Confirmed	2,587.47		18,147.10
17 Aug 2020 07:06	Brokerage	Confirmed		2.55	15,559.63
17 Aug 2020 07:06	GST	Confirmed		0.26	15,562.18
17 Aug 2020 07:05	Trade	Confirmed	561.05		15,562.44

Independent Reserve Pty. Ltd.
ABN 46 164 257 069
Level 26, 44 Market Street, Sydney, 2000
New South Wales, Australia
Website: www.independentreserve.com



Independent Reserve

The Cryptocurrency Exchange

Settled Date	Transaction Type	Transaction Status	Credit	Debit	Balance
17 Aug 2020 07:02	Brokerage	Confirmed		12.60	15,001.39
17 Aug 2020 07:02	GST	Confirmed		1.26	15,013.99
17 Aug 2020 07:01	Trade	Confirmed	2,772.15		15,015.25
16 Aug 2020 21:13	Brokerage	Confirmed		7.53	12,243.10
16 Aug 2020 21:13	GST	Confirmed		0.75	12,250.63
16 Aug 2020 21:12	Trade	Confirmed	1,655.80		12,251.38
16 Aug 2020 21:10	Brokerage	Confirmed		9.47	10,595.58
16 Aug 2020 21:10	GST	Confirmed		0.95	10,605.05
16 Aug 2020 21:10	Brokerage	Confirmed		16.12	10,606.00
16 Aug 2020 21:10	GST	Confirmed		1.61	10,622.12
16 Aug 2020 21:10	Trade	Confirmed	2,083.80		10,623.73
16 Aug 2020 21:10	Trade	Confirmed	3,546.90		8,539.93
15 Aug 2020 14:07	Brokerage	Confirmed		0.36	4,993.03
15 Aug 2020 14:07	GST	Confirmed		0.04	4,993.39
15 Aug 2020 14:06	Trade	Confirmed	79.80		4,993.43
8 Aug 2020 02:31	Brokerage	Confirmed		7.27	4,913.63
8 Aug 2020 02:31	GST	Confirmed		0.73	4,920.90

Independent Reserve Pty. Ltd.
ABN 46 164 257 069
Level 26, 44 Market Street, Sydney, 2000
New South Wales, Australia
Website: www.independentreserve.com



Independent Reserve

The Cryptocurrency Exchange

Settled Date	Transaction Type	Transaction Status	Credit	Debit	Balance
8 Aug 2020 02:30	Trade	Confirmed		1,599.50	4,921.62
8 Aug 2020 01:31	Brokerage	Confirmed		0.31	6,521.12
8 Aug 2020 01:31	GST	Confirmed		0.03	6,521.44
8 Aug 2020 01:30	Trade	Confirmed		69.15	6,521.47
8 Aug 2020 01:28	Brokerage	Confirmed		0.01	6,590.62
8 Aug 2020 01:28	GST	Confirmed		0.00	6,590.63
8 Aug 2020 01:28	Brokerage	Confirmed		0.02	6,590.63
8 Aug 2020 01:28	GST	Confirmed		0.00	6,590.65
8 Aug 2020 01:28	Brokerage	Confirmed		0.02	6,590.65
8 Aug 2020 01:28	GST	Confirmed		0.00	6,590.67
8 Aug 2020 01:27	Trade	Confirmed		2.98	6,590.68
8 Aug 2020 01:27	Trade	Confirmed		3.72	6,593.65
8 Aug 2020 01:27	Trade	Confirmed		4.65	6,597.37
6 Aug 2020 14:24	Brokerage	Confirmed		14.74	6,602.03
6 Aug 2020 14:24	GST	Confirmed		1.47	6,616.76
6 Aug 2020 14:24	Trade	Confirmed		3,242.20	6,618.24
4 Aug 2020 06:38	Deposit	Confirmed	9,000.00		9,860.44

Independent Reserve Pty. Ltd.
ABN 46 164 257 069
Level 26, 44 Market Street, Sydney, 2000
New South Wales, Australia
Website: www.independentreserve.com



Independent Reserve

The Cryptocurrency Exchange

Settled Date	Transaction Type	Transaction Status	Credit	Debit	Balance
2 Aug 2020 21:39	Brokerage	Confirmed		3.93	860.44
2 Aug 2020 21:39	GST	Confirmed		0.39	864.36
2 Aug 2020 21:39	Trade	Confirmed	863.68		864.76
2 Aug 2020 12:42	Brokerage	Confirmed		1.51	1.08
2 Aug 2020 12:42	GST	Confirmed		0.15	2.59
2 Aug 2020 12:42	Trade	Confirmed		333.00	2.75
2 Aug 2020 08:16	Brokerage	Confirmed		2.31	335.75
2 Aug 2020 08:16	GST	Confirmed		0.23	338.06
2 Aug 2020 08:16	Trade	Confirmed		508.84	338.29
2 Aug 2020 06:01	Brokerage	Confirmed		3.93	847.13
2 Aug 2020 06:01	GST	Confirmed		0.39	851.06
2 Aug 2020 06:01	Trade	Confirmed		864.00	851.45
1 Aug 2020 20:46	Brokerage	Confirmed		3.34	1,715.45
1 Aug 2020 20:46	GST	Confirmed		0.33	1,718.80
1 Aug 2020 20:46	Trade	Confirmed		735.75	1,719.13
1 Aug 2020 20:44	Brokerage	Confirmed		6.84	2,454.88
1 Aug 2020 20:44	GST	Confirmed		0.68	2,461.72

Independent Reserve Pty. Ltd.
ABN 46 164 257 069
Level 26, 44 Market Street, Sydney, 2000
New South Wales, Australia
Website: www.independentreserve.com



Independent Reserve

The Cryptocurrency Exchange

Settled Date	Transaction Type	Transaction Status	Credit	Debit	Balance
1 Aug 2020 20:43	Trade	Confirmed		1,504.50	2,462.40
1 Aug 2020 20:24	Brokerage	Confirmed		5.22	3,966.90
1 Aug 2020 20:24	GST	Confirmed		0.52	3,972.12
1 Aug 2020 20:24	Trade	Confirmed		1,147.34	3,972.64
28 Jul 2020 15:38	Brokerage	Confirmed		0.34	5,119.98
28 Jul 2020 15:38	GST	Confirmed		0.03	5,120.32
28 Jul 2020 15:37	Trade	Confirmed		75.00	5,120.35
28 Jul 2020 15:28	Brokerage	Confirmed		3.86	5,195.35
28 Jul 2020 15:28	GST	Confirmed		0.39	5,199.21
28 Jul 2020 15:28	Trade	Confirmed		848.36	5,199.59
24 Jul 2020 01:02	Brokerage	Confirmed		1.61	6,047.95
24 Jul 2020 01:02	GST	Confirmed		0.16	6,049.57
24 Jul 2020 01:02	Trade	Confirmed	355.01		6,049.73
23 Jul 2020 07:07	Brokerage	Confirmed		1.21	5,694.72
23 Jul 2020 07:07	GST	Confirmed		0.12	5,695.92
23 Jul 2020 07:07	Trade	Confirmed	265.42		5,696.04
21 Jul 2020 21:23	Brokerage	Confirmed		0.91	5,430.62

Independent Reserve Pty. Ltd.
ABN 46 164 257 069
Level 26, 44 Market Street, Sydney, 2000
New South Wales, Australia
Website: www.independentreserve.com



Independent Reserve

The Cryptocurrency Exchange

Settled Date	Transaction Type	Transaction Status	Credit	Debit	Balance
21 Jul 2020 21:23	GST	Confirmed		0.09	5,431.53
21 Jul 2020 21:23	Trade	Confirmed	200.09		5,431.63
21 Jul 2020 08:52	GST	Confirmed		4.54	5,231.54
21 Jul 2020 08:52	Statement Fee	Confirmed		45.41	5,236.08
14 Jul 2020 03:27	Brokerage	Confirmed		1.82	5,281.49
14 Jul 2020 03:27	GST	Confirmed		0.18	5,283.31
14 Jul 2020 03:26	Trade	Confirmed		399.99	5,283.49
13 Jul 2020 22:55	Brokerage	Confirmed		0.38	5,683.48
13 Jul 2020 22:55	GST	Confirmed		0.04	5,683.86
13 Jul 2020 22:55	Brokerage	Confirmed		0.79	5,683.90
13 Jul 2020 22:55	GST	Confirmed		0.08	5,684.70
13 Jul 2020 22:54	Trade	Confirmed		84.40	5,684.78
13 Jul 2020 22:54	Trade	Confirmed		174.80	5,769.18
13 Jul 2020 17:35	Brokerage	Confirmed		1.59	5,943.98
13 Jul 2020 17:35	GST	Confirmed		0.16	5,945.57
13 Jul 2020 17:34	Trade	Confirmed		350.70	5,945.73

Tax Summary 2021

Statement Date: **27 Nov 2021**

Account Name: **Astoday Pty Ltd atf Compass Superfund**

Account Address: **17 Hockin St ,Willagee, Perth, Western Australia WA 6156, Australia**

Your Estimated Taxable Gain or Loss



Currency	Gain or Loss	Amount (AUD)	Unprocessed Volume	Date
BTC	Gain	\$3,038.66	0.00000000	30 Jun 2021
ETH	Gain	\$18,306.35	0.00000000	30 Jun 2021
XRP		\$0.00	0.000000	30 Jun 2021
ADA		\$0.00	0.000000	30 Jun 2021
AAVE	Gain	\$36.88	0.000000	30 Jun 2021
COMP	Gain	\$499.92	0.00000000	30 Jun 2021
DOT	Gain	\$45.98	0.000000	30 Jun 2021
EOS		\$0.00	0.000000	30 Jun 2021
GRT	Gain	\$1.43	0.000000	30 Jun 2021
KNCL	Gain	\$44.12	0.000000	30 Jun 2021
LINK	Gain	\$775.58	0.000000	30 Jun 2021
LTC	Gain	\$2,442.43	0.00000000	30 Jun 2021
MKR		\$0.00	0.00000000	30 Jun 2021
OMG	Gain	\$30.71	0.000000	30 Jun 2021
PMGT	Loss	\$794.49	0.000000	30 Jun 2021
REP		\$0.00	0.000000	30 Jun 2021



Independent Reserve

The Cryptocurrency Exchange

SNX		\$0.00	0.00000	30 Jun 2021
XLM	Gain	\$158.05	0.00000	30 Jun 2021
YFI	Gain	\$8.34	0.00000000	30 Jun 2021
ZRX	Gain	\$1,277.98	0.00000	30 Jun 2021
Total	Gain	\$25,871.94		

This Estimator provides an indication of the amount of capital gains tax (CGT) you may be required to pay for the year ended 30 Jun 2021. Please refer to the General Disclaimer below. See section on "Cryptocurrency as an investment" for information on the CGT discount. "Unprocessed Volume" refers to cryptocurrency volume for which there is no corresponding bid, and therefore not included in the Estimator calculation.

End of Year Balances as at 30 Jun 2021

Currency	Amount	Value (AUD)
AUD	19,979.78	\$19,979.78
USD	0.00	\$0.00
NZD	0.00	\$0.00
SGD	0.00	\$0.00
BTC	0.01100000	\$506.78
ETH	2.80000000	\$7,951.02
XRP	0.00000	\$0.00
USDT	0.00000	\$0.00
ADA	90.00000	\$158.64
AAVE	2.00000	\$616.61
BAT	0.00000	\$0.00
BCH	0.00000000	\$0.00
BSV	0.00000000	N/A
COMP	1.70000000	\$700.80
DAI	0.00000	\$0.00
DOGE	0.00000	N/A
DOT	10.00000	\$204.94
EOS	0.0000	\$0.00
ETC	0.00000000	\$0.00
GNT	0.00000	N/A
GRT	208.00000	\$165.61
KNCL	0.00000	N/A
LINK	15.0000	\$376.05
LTC	12.00000000	\$2,238.47
MATIC	0.00000	N/A
MKR	0.13000000	\$454.99
OMG	0.00000	\$0.00

Currency	Amount	Value (AUD)
PLA	0.00000	N/A
PMGT	5.10000	\$11,891.21
REP	0.0000	N/A
SNX	10.00000	\$92.30
UNI	0.00000	\$0.00
USDC	0.00000	\$0.00
XLM	0.00000	\$0.00
YFI	0.00000000	\$0.00
ZRX	0.00000	\$0.00
Total		\$45,337.24

\$45,337.24 - Cash Account \$19,979.78 = \$25,357.46

Fees and Earnings

Fees	Net (AUD)	GST (AUD)	Gross (AUD)
Deposit Fees	\$0.00	\$0.00	\$0.00
Withdrawal Fees	\$0.00	\$0.00	\$0.00
Statement Fees	\$45.40	\$4.54	\$49.95
Brokerage Fees	\$1,097.10	\$109.71	\$1,206.81
Total	\$1,142.51	\$114.25	\$1,256.76

Earnings	Net (AUD)	GST (AUD)	Gross (AUD)
Referrals Earned	\$0.00	\$0.00	\$0.00

Transaction Details

* Indicates an external trade.

All trades in USD and NZD are converted to AUD at the FX rate at the time of the trade.

Date	Type	Currency	Brokerage (AUD)	Quantity	Price (AUD)
27 Jun 2021	Limit Sell	BTC	7.69790000	0.03500000	43,988.00000000
27 Jun 2021	Limit Sell	LTC	0.83500000	1.00000000	167.00000000
27 Jun 2021	Limit Sell	ETH	5.98930000	0.50000000	2,395.72000000
23 Jun 2021	Limit Buy	SNX	0.08805000	2.00000	8.80500000
22 Jun 2021	Limit Buy	ETH	5.75000000	0.50000000	2,300.00000000
22 Jun 2021	Limit Buy	LTC	0.75500000	1.00000000	151.00000000
22 Jun 2021	Limit Buy	PMGT	5.90750000	0.50000	2,363.00000000
21 Jun 2021	Limit Buy	MKR	0.87026098	0.05782465	3,010.00000000
21 Jun 2021	Limit Buy	BTC	4.28100000	0.02000000	42,810.00000000
21 Jun 2021	Limit Buy	MKR	0.33373901	0.02217535	3,010.00000000
21 Jun 2021	Limit Buy	BTC	3.24997500	0.01500000	43,333.00000000
21 Jun 2021	Limit Buy	ETH	6.89500000	0.50000000	2,758.00000000
21 Jun 2021	Limit Buy	BTC	2.51355500	0.01100000	45,701.00000000
21 Jun 2021	Limit Buy	ETH	14.40500000	1.00000000	2,881.00000000
20 Jun 2021	Limit Buy	MKR	0.87000000	0.05000000	3,480.00000000
18 Jun 2021	Limit Buy	COMP	0.92000000	0.50000000	368.00000000
15 Jun 2021	Limit Buy	AAVE	1.54000000	1.00000	308.00000000
12 Jun 2021	Limit Buy	DOT	0.65000000	5.00000	26.00000000
10 Jun 2021	Limit Buy	ADA	0.17910000	90.00000	1.99000000
08 Jun 2021	Limit Sell	ETH	16.22900000	1.00000000	3,245.80000000
08 Jun 2021	Limit Sell	LTC	6.10920000	6.00000000	203.64000000
08 Jun 2021	Limit Sell	ETH	16.14500000	1.00000000	3,229.00000000
08 Jun 2021	Limit Sell	DOT	0.68550250	5.00000	27.42010000



Independent Reserve

The Cryptocurrency Exchange

Date	Type	Currency	Brokerage (AUD)	Quantity	Price (AUD)
08 Jun 2021	Limit Sell	ETH	11.24600015	0.69329882	3,244.20000000
08 Jun 2021	Limit Sell	ETH	4.97499984	0.30670118	3,244.20000000
08 Jun 2021	Limit Sell	LTC	2.03600000	2.00000000	203.60000000
08 Jun 2021	Limit Sell	BTC	9.20081858	0.04244899	43,350.00000000
08 Jun 2021	Limit Sell	BTC	0.33618141	0.00155101	43,350.00000000
04 Jun 2021	Limit Sell	ETH	8.56652500	0.50000000	3,426.61000000
03 Jun 2021	Limit Sell	BTC	2.47795000	0.01000000	49,559.00000000
31 May 2021	Limit Sell	ETH	16.60000000	1.00000000	3,320.00000000
28 May 2021	Limit Buy	GRT	0.50675000	100.00000	1.01350000
28 May 2021	Limit Buy	BTC	6.18225000	0.02500000	49,458.00000000
28 May 2021	Limit Buy	BTC	2.22696000	0.00900000	49,488.00000000
28 May 2021	Limit Buy	BTC	2.47440000	0.01000000	49,488.00000000
28 May 2021	Limit Buy	ETH	8.80072500	0.50000000	3,520.29000000
25 May 2021	Limit Buy	ETH	16.44500000	1.00000000	3,289.00000000
25 May 2021	Limit Buy	ETH	8.25000000	0.50000000	3,300.00000000
25 May 2021	Limit Buy	DOT	0.70000000	5.00000	28.00000000
25 May 2021	Limit Buy	AAVE	2.35000000	1.00000	470.00000000
25 May 2021	Limit Buy	COMP	2.56750000	1.00000000	513.50000000
25 May 2021	Limit Buy	BTC	2.46370000	0.01000000	49,274.00000000
25 May 2021	Limit Buy	ETH	16.70695000	1.00000000	3,341.39000000
20 May 2021	Limit Sell	ETH	9.32000000	0.50000000	3,728.00000000
19 May 2021	Limit Sell	BTC	1.45107750	0.00570000	50,915.00000000
19 May 2021	Limit Buy	SNX	0.07950000	1.00000	15.90000000
19 May 2021	Limit Buy	LTC	1.12000000	1.00000000	224.00000000
19 May 2021	Limit Buy	COMP	0.58800000	0.20000000	588.00000000
19 May 2021	Limit Buy	LINK	0.01673325	0.0999	33.50000000
19 May 2021	Limit Buy	LINK	1.65826675	9.9001	33.50000000
19 May 2021	Limit Buy	LINK	0.35500000	2.0000	35.50000000
19 May 2021	Limit Buy	LINK	0.55500000	3.0000	37.00000000



Independent Reserve

The Cryptocurrency Exchange

Date	Type	Currency	Brokerage (AUD)	Quantity	Price (AUD)
19 May 2021	Limit Buy	ETH	8.33250000	0.50000000	3,333.00000000
18 May 2021	Limit Sell	LTC	2.00000000	1.00000000	400.00000000
17 May 2021	Limit Sell	COMP	0.00044750	0.00010000	895.00000000
17 May 2021	Limit Sell	COMP	4.47455250	0.99990000	895.00000000
17 May 2021	Limit Sell	XLM	0.00000044	0.00010	0.89800000
17 May 2021	Limit Sell	XLM	0.42205955	93.99990	0.89800000
17 May 2021	Limit Sell	DOT	1.28750000	5.00000	51.50000000
17 May 2021	Limit Sell	ETH	22.21368164	0.98947357	4,490.00000000
17 May 2021	Limit Sell	ETH	0.23631835	0.01052643	4,490.00000000
15 May 2021	Limit Sell	XLM	0.00000092	0.00020	0.92000000
15 May 2021	Limit Sell	XLM	0.43239908	93.99980	0.92000000
13 May 2021	Limit Buy	BTC	1.22016000	0.00400000	61,008.00000000
12 May 2021	Limit Sell	AAVE	3.80000000	1.00000	760.00000000
12 May 2021	Limit Sell	AAVE	0.23560560	0.06849	688.00000000
25 Apr 2021	Limit Buy	XLM	0.50346400	188.00000	0.53560000
25 Apr 2021	Limit Buy	BTC	0.54967800	0.00170000	64,668.00000000
23 Apr 2021	Limit Buy	DOT	0.57000000	3.00000	38.00000000
06 Apr 2021	Limit Sell	OMG	0.00001035	0.00018	11.50000000
06 Apr 2021	Limit Sell	OMG	0.57498965	9.99982	11.50000000
05 Apr 2021	Limit Buy	PMGT	11.31500000	1.00000	2,263.00000000
05 Apr 2021	Limit Buy	PMGT	5.27752300	0.46498	2,270.00000000
05 Apr 2021	Limit Buy	PMGT	0.61085700	0.05382	2,270.00000000
03 Apr 2021	Limit Buy	PMGT	0.33630050	0.02963	2,270.00000000
03 Apr 2021	Limit Buy	PMGT	1.28141500	0.11290	2,270.00000000
03 Apr 2021	Limit Buy	PMGT	1.25633150	0.11069	2,270.00000000
03 Apr 2021	Limit Sell	GRT	0.05100000	4.00000	2.55000000
02 Apr 2021	Limit Buy	PMGT	0.17127150	0.01509	2,270.00000000
02 Apr 2021	Limit Buy	PMGT	1.81327600	0.15976	2,270.00000000
02 Apr 2021	Limit Sell	AAVE	0.81760000	0.32000	511.00000000



Independent Reserve

The Cryptocurrency Exchange

Date	Type	Currency	Brokerage (AUD)	Quantity	Price (AUD)
02 Apr 2021	Limit Sell	AAVE	1.73740000	0.68000	511.00000000
02 Apr 2021	Limit Sell	XLM	0.22330000	77.00000	0.58000000
02 Apr 2021	Limit Sell	XLM	0.29000000	100.00000	0.58000000
01 Apr 2021	Limit Sell	KNCL	0.46625000	25.00000	3.73000000
01 Apr 2021	Limit Buy	PMGT	0.60302550	0.05313	2,270.00000000
01 Apr 2021	Limit Sell	ETH	1.29400000	0.10000000	2,588.00000000
01 Apr 2021	Limit Sell	COMP	1.49750000	0.50000000	599.00000000
31 Mar 2021	Limit Sell	ETH	25.25000000	2.00000000	2,525.00000000
31 Mar 2021	Limit Sell	AAVE	2.44000000	1.00000	488.00000000
31 Mar 2021	Limit Sell	BTC	9.27096000	0.02400000	77,258.00000000
23 Mar 2021	Limit Buy	DOT	0.46000000	2.00000	46.00000000
22 Mar 2021	Limit Buy	COMP	3.66000000	1.50000000	488.00000000
22 Mar 2021	Limit Buy	BTC	1.46000000	0.00400000	73,000.00000000
22 Mar 2021	Limit Buy	PMGT	5.62000000	0.50000	2,248.00000000
22 Mar 2021	Limit Buy	AAVE	2.35500000	1.00000	471.00000000
22 Mar 2021	Limit Buy	BTC	5.54250000	0.01500000	73,900.00000000
17 Mar 2021	Limit Sell	KNCL	0.26250000	15.00000	3.50000000
13 Mar 2021	Limit Buy	GRT	0.22000000	100.00000	2.20000000
11 Mar 2021	Limit Sell	BTC	3.72500000	0.01000000	74,500.00000000
10 Mar 2021	Limit Sell	BTC	3.60000000	0.01000000	72,000.00000000
09 Mar 2021	Limit Sell	BTC	3.55000000	0.01000000	71,000.00000000
09 Mar 2021	Limit Sell	BTC	3.45000000	0.01000000	69,000.00000000
08 Mar 2021	Limit Sell	BTC	3.40000000	0.01000000	68,000.00000000
08 Mar 2021	Limit Sell	BTC	3.34440000	0.01000000	66,888.00000000
07 Mar 2021	Limit Sell	BTC	3.30000000	0.01000000	66,000.00000000
07 Mar 2021	Limit Sell	BTC	3.17943888	0.00975288	65,200.00000000
07 Mar 2021	Limit Sell	BTC	0.08056112	0.00024712	65,200.00000000
07 Mar 2021	Limit Sell	DOT	0.24100000	5.00000	48.20000000
04 Mar 2021	Limit Sell	ETH	10.11000000	1.00000000	2,022.00000000



Independent Reserve

The Cryptocurrency Exchange

Date	Type	Currency	Brokerage (AUD)	Quantity	Price (AUD)
04 Mar 2021	Limit Buy	AAVE	1.43489680	0.61849	464.00000000
02 Mar 2021	Limit Buy	ETH	10.00000000	1.00000000	2,000.00000000
02 Mar 2021	Limit Buy	BTC	4.73287500	0.01500000	63,105.00000000
02 Mar 2021	Limit Buy	BTC	12.61046000	0.04000000	63,052.30000000
01 Mar 2021	Limit Buy	PMGT	0.55500000	0.05000	2,220.00000000
01 Mar 2021	Limit Buy	PMGT	0.56175000	0.05000	2,247.00000000
28 Feb 2021	Limit Sell	ETH	9.29500000	1.00000000	1,859.00000000
28 Feb 2021	Limit Sell	ETH	2.24875000	0.25000000	1,799.00000000
28 Feb 2021	Limit Sell	LINK	3.62825000	23.0000	31.55000000
28 Feb 2021	Limit Buy	ETH	8.66000000	1.00000000	1,732.00000000
28 Feb 2021	Limit Buy	ETH	4.52750000	0.50000000	1,811.00000000
28 Feb 2021	Limit Buy	GRT	0.02613240	12.00000	2.17770000
28 Feb 2021	Limit Buy	XLM	0.50622000	177.00000	0.57200000
23 Feb 2021	Limit Buy	DOT	0.01900000	0.50000	38.00000000
23 Feb 2021	Limit Buy	DOT	0.36100000	9.50000	38.00000000
23 Feb 2021	Limit Sell	ZRX	0.36550000	43.00000	1.70000000
23 Feb 2021	Limit Sell	ZRX	1.32600000	156.00000	1.70000000
23 Feb 2021	Limit Sell	ZRX	1.32600000	156.00000	1.70000000
23 Feb 2021	Limit Sell	ZRX	1.32600000	156.00000	1.70000000
23 Feb 2021	Limit Sell	LTC	1.40648756	1.25579247	224.00000000
23 Feb 2021	Limit Sell	LTC	0.49751243	0.44420753	224.00000000
23 Feb 2021	Limit Buy	ETH	2.16500000	0.25000000	1,732.00000000
23 Feb 2021	Limit Buy	ETH	3.66000000	0.40000000	1,830.00000000
21 Feb 2021	Limit Sell	BTC	3.00744320	0.00817240	73,600.00000000
21 Feb 2021	Limit Sell	BTC	0.67255680	0.00182760	73,600.00000000
21 Feb 2021	Limit Sell	BTC	1.44545100	0.00393320	73,500.00000000
21 Feb 2021	Limit Sell	BTC	2.22954900	0.00606680	73,500.00000000
21 Feb 2021	Limit Sell	BTC	17.24507060	0.04706881	73,276.00000000
21 Feb 2021	Limit Sell	BTC	1.07392939	0.00293119	73,276.00000000



Independent Reserve

The Cryptocurrency Exchange

Date	Type	Currency	Brokerage (AUD)	Quantity	Price (AUD)
19 Feb 2021	Limit Buy	AAVE	0.13750000	0.05000	550.0000000
19 Feb 2021	Limit Buy	KNCL	0.50200000	40.00000	2.5100000
18 Feb 2021	Limit Buy	OMG	0.41650000	10.00000	8.3300000
18 Feb 2021	Limit Buy	LTC	1.49500000	1.0000000	299.0000000
10 Feb 2021	Limit Sell	LTC	1.25000000	1.0000000	250.0000000
08 Feb 2021	Limit Sell	BTC	5.71794906	0.02128599	53,725.0000000
06 Feb 2021	Limit Sell	ZRX	0.54595849	55.71005	1.9600000
06 Feb 2021	Limit Sell	ZRX	4.35404151	444.28995	1.9600000
06 Feb 2021	Limit Sell	LINK	3.78634050	23.0000	32.9247000
05 Feb 2021	Limit Buy	AAVE	1.44606979	0.38562	749.99729998
05 Feb 2021	Limit Buy	AAVE	3.71248614	0.99000	749.9972000
05 Feb 2021	Limit Buy	AAVE	0.09142464	0.02438	749.99709967
05 Feb 2021	Limit Buy	SNX	0.98090650	7.00000	28.0259000
05 Feb 2021	Limit Sell	BTC	7.91099500	0.03164398	50,000.0000000
05 Feb 2021	Limit Sell	ETH	10.96690000	1.0000000	2,193.3800000
03 Feb 2021	Limit Sell	PMGT	11.65257900	0.95906	2,430.0000000
03 Feb 2021	Limit Sell	PMGT	0.49742100	0.04094	2,430.0000000
03 Feb 2021	Limit Buy	BTC	7.44709425	0.03164398	47,068.0000000
26 Jan 2021	Limit Buy	BTC	8.43799433	0.04184164	40,333.0000000
23 Jan 2021	Limit Sell	PMGT	10.41904110	0.86179	2,418.0000000
23 Jan 2021	Limit Buy	BTC	8.44033400	0.04000000	42,201.6700000
22 Jan 2021	Limit Buy	ETH	3.41250000	0.50000000	1,365.0000000
22 Jan 2021	Limit Buy	ETH	3.41250000	0.50000000	1,365.0000000
21 Jan 2021	Limit Sell	ETH	10.66500000	1.35000000	1,580.0000000
20 Jan 2021	Limit Buy	BTC	2.27500000	0.01000000	45,500.0000000
19 Jan 2021	Limit Sell	ETH	8.75000000	1.00000000	1,750.0000000
18 Jan 2021	Limit Sell	PMGT	10.59698880	0.88752	2,388.0000000
18 Jan 2021	Limit Sell	PMGT	0.19892040	0.01666	2,388.0000000
17 Jan 2021	Limit Sell	PMGT	0.01492500	0.00125	2,388.0000000

Date	Type	Currency	Brokerage (AUD)	Quantity	Price (AUD)
17 Jan 2021	Limit Sell	PMGT	0.01982040	0.00166	2,388.00000000
17 Jan 2021	Limit Sell	PMGT	0.59700000	0.05000	2,388.00000000
17 Jan 2021	Limit Sell	PMGT	0.35820000	0.03000	2,388.00000000
17 Jan 2021	Limit Sell	PMGT	0.11940000	0.01000	2,388.00000000
16 Jan 2021	Limit Sell	PMGT	0.01492500	0.00125	2,388.00000000
16 Jan 2021	Limit Sell	PMGT	0.01982040	0.00166	2,388.00000000
16 Jan 2021	Limit Sell	BTC	5.03496000	0.02100000	47,952.00000000
16 Jan 2021	Limit Sell	ETH	8.25000000	1.00000000	1,650.00000000
15 Jan 2021	Limit Buy	ETH	9.73350000	1.35000000	1,442.00000000
13 Jan 2021	Limit Buy	BTC	2.22007614	0.01054668	42,100.00000000
12 Jan 2021	Limit Buy	LTC	0.18045500	0.21230000	170.00000000
12 Jan 2021	Limit Buy	LTC	1.20334500	1.41570000	170.00000000
12 Jan 2021	Limit Buy	LTC	0.31620000	0.37200000	170.00000000
12 Jan 2021	Limit Buy	BTC	4.03538619	0.01817762	44,399.50000000
12 Jan 2021	Limit Buy	ETH	13.91500000	2.00000000	1,391.50000000
11 Jan 2021	Limit Buy	LTC	1.32356000	1.62400000	163.00000000
11 Jan 2021	Limit Buy	LTC	0.01621850	0.01990000	163.00000000
11 Jan 2021	Limit Buy	LTC	0.02029350	0.02490000	163.00000000
11 Jan 2021	Limit Buy	LTC	0.02542800	0.03120000	163.00000000
07 Jan 2021	Limit Sell	ETH	8.00000000	1.00000000	1,600.00000000
06 Jan 2021	Limit Sell	LTC	2.50000000	2.00000000	250.00000000
06 Jan 2021	Limit Sell	ETH	7.54500000	1.00000000	1,509.00000000
06 Jan 2021	Limit Sell	COMP	1.09500000	1.00000000	219.00000000
06 Jan 2021	Limit Sell	XLM	1.45180000	1,037.00000	0.28000000
05 Jan 2021	Limit Sell	AAVE	1.49500000	2.00000	149.50000000
04 Jan 2021	Limit Buy	ETH	6.03000000	1.00000000	1,206.00000000
04 Jan 2021	Limit Sell	ETH	6.90000000	1.00000000	1,380.00000000
04 Jan 2021	Limit Sell	YFI	3.07458000	0.01798000	34,200.00000000
03 Jan 2021	Limit Buy	ETH	5.00000000	1.00000000	1,000.00000000

Date	Type	Currency	Brokerage (AUD)	Quantity	Price (AUD)
02 Jan 2021	Limit Buy	BTC	4.51323851	0.02172005	41,558.26999984
02 Jan 2021	Limit Sell	PMGT	0.37095000	0.03000	2,473.00000000
26 Dec 2020	Limit Buy	COMP	0.34000000	0.40000000	170.00000000
26 Dec 2020	Limit Buy	COMP	0.51000000	0.60000000	170.00000000
26 Dec 2020	Limit Buy	XLM	0.99552000	1,037.00000	0.19200000
26 Dec 2020	Limit Buy	LINK	3.48220000	46.0000	15.14000000
26 Dec 2020	Limit Sell	BTC	5.42107500	0.03300000	32,855.00000000
25 Dec 2020	Limit Buy	ZRX	0.27694500	111.00000	0.49900000
25 Dec 2020	Limit Sell	LTC	1.60000000	2.00000000	160.00000000
23 Dec 2020	Limit Buy	AAVE	0.02833380	0.05346	106.00000000
23 Dec 2020	Limit Buy	AAVE	1.03166620	1.94654	106.00000000
23 Dec 2020	Limit Buy	LTC	1.40000000	2.00000000	140.00000000
23 Dec 2020	Limit Buy	LTC	1.41000000	2.00000000	141.00000000
23 Dec 2020	Limit Buy	YFI	0.33398000	0.00200000	33,398.00000000
23 Dec 2020	Limit Buy	YFI	2.66850020	0.01598000	33,398.00000000
23 Dec 2020	Limit Buy	BTC	5.19750000	0.03300000	31,500.00000000
23 Dec 2020	Limit Buy	LTC	2.28000000	3.00000000	152.00000000
23 Dec 2020	Limit Buy	ETH	8.43000000	2.00000000	843.00000000
16 Dec 2020	Limit Sell	BTC	7.13315500	0.05350000	26,666.00000000
05 Dec 2020	Limit Buy	BTC	3.01328750	0.02350000	25,645.00000000
05 Dec 2020	Limit Buy	BTC	3.87111150	0.03000000	25,807.41000000
20 Nov 2020	Limit Sell	ETH	7.00000000	2.00000000	700.00000000
16 Nov 2020	Limit Buy	PMGT	12.96500000	1.00000	2,593.00000000
16 Nov 2020	Limit Sell	BTC	4.23225000	0.03800000	22,275.00000000
09 Nov 2020	Limit Buy	ETH	3.02400000	1.00000000	604.80000000
09 Nov 2020	Limit Buy	BTC	1.04399350	0.01000000	20,879.87000000
09 Nov 2020	Limit Buy	BTC	1.04600000	0.01000000	20,920.00000000
09 Nov 2020	Limit Buy	BTC	1.90692000	0.01800000	21,188.00000000
08 Nov 2020	Limit Buy	ETH	6.28000000	2.00000000	628.00000000



Independent Reserve

The Cryptocurrency Exchange

Date	Type	Currency	Brokerage (AUD)	Quantity	Price (AUD)
08 Nov 2020	Limit Sell	PMGT	6.88878655	0.50821	2,711.00000000
08 Nov 2020	Limit Buy	ETH	9.37290000	3.00000000	624.86000000
08 Nov 2020	Limit Sell	PMGT	10.08375000	0.75000	2,689.00000000
22 Oct 2020	Limit Sell	ETH	28.09875000	9.52500000	590.00000000
19 Oct 2020	Limit Sell	ETH	7.96500000	3.00000000	531.00000000
09 Oct 2020	Limit Sell	BTC	4.85346092	0.06303196	15,400.00000000
09 Oct 2020	Limit Sell	BTC	2.84653908	0.03696804	15,400.00000000
08 Oct 2020	Limit Sell	BTC	7.60510000	0.10000000	15,210.20000000
08 Oct 2020	Limit Buy	PMGT	23.32225000	1.75000	2,665.40000000
06 Oct 2020	Limit Sell	BTC	9.04071468	0.12042244	15,015.00000000
06 Oct 2020	Limit Sell	BTC	4.45039795	0.05927936	15,015.00000000
06 Oct 2020	Limit Sell	BTC	14.92537286	0.19887239	15,010.00000000
06 Oct 2020	Limit Sell	BTC	0.09950204	0.00132581	15,010.00000000
28 Sep 2020	Limit Sell	BTC	5.75535000	0.07400000	15,555.00000000
20 Sep 2020	Limit Buy	ETH	5.05000000	2.00000000	505.00000000
18 Sep 2020	Limit Buy	ZRX	2.65950000	900.00000	0.59100000
17 Sep 2020	Limit Buy	PMGT	2.67500000	1.00000	2,675.00000000
17 Sep 2020	Limit Buy	PMGT	6.42000000	2.40000	2,675.00000000
17 Sep 2020	Limit Buy	ETH	2.61500000	1.00000000	523.00000000
17 Sep 2020	Limit Buy	BTC	5.60799380	0.07400000	15,156.74000000
21 Aug 2020	Limit Buy	BTC	8.05550000	0.10000000	16,111.00000000
21 Aug 2020	Limit Buy	LTC	6.30000000	15.00000000	84.00000000
21 Aug 2020	Limit Buy	ETH	5.06122792	1.80567899	560.59000000
21 Aug 2020	Limit Buy	ETH	21.63687082	7.71932101	560.59000000
21 Aug 2020	Limit Buy	BTC	12.64681050	0.15490000	16,329.00000000
21 Aug 2020	Limit Buy	BTC	8.18500000	0.10000000	16,370.00000000
21 Aug 2020	Limit Buy	BTC	16.40050000	0.20000000	16,400.50000000
21 Aug 2020	Limit Buy	BTC	2.05125000	0.02500000	16,410.00000000
17 Aug 2020	Limit Sell	LTC	0.23949500	0.50420000	95.00000000



Independent Reserve

The Cryptocurrency Exchange

Date	Type	Currency	Brokerage (AUD)	Quantity	Price (AUD)
17 Aug 2020	Limit Sell	LTC	1.08138500	2.27660000	95.00000000
17 Aug 2020	Limit Sell	LTC	1.16812000	2.45920000	95.00000000
17 Aug 2020	Limit Sell	LTC	2.31800000	4.88000000	95.00000000
17 Aug 2020	Limit Sell	LTC	2.31800000	4.88000000	95.00000000
17 Aug 2020	Limit Sell	BTC	2.09375000	0.02500000	16,750.00000000
17 Aug 2020	Limit Sell	BTC	12.93734471	0.15493826	16,700.00000000
16 Aug 2020	Limit Sell	BTC	2.80523861	0.03366421	16,666.00000000
16 Aug 2020	Limit Sell	BTC	13.86076138	0.16633579	16,666.00000000
16 Aug 2020	Limit Sell	BTC	8.27900000	0.10000000	16,558.00000000
16 Aug 2020	Limit Sell	ETH	10.41901875	3.52500000	591.15000000
16 Aug 2020	Limit Sell	ETH	17.73450000	6.00000000	591.15000000
15 Aug 2020	Limit Sell	ZRX	0.39900000	105.00000	0.76000000
07 Aug 2020	Limit Buy	BTC	7.99750000	0.10000000	15,995.00000000
07 Aug 2020	Limit Buy	LTC	0.34574750	0.85900000	80.50000000
07 Aug 2020	Limit Buy	LTC	0.01489250	0.03700000	80.50000000
07 Aug 2020	Limit Buy	LTC	0.01859550	0.04620000	80.50000000
07 Aug 2020	Limit Buy	LTC	0.02326450	0.05780000	80.50000000
06 Aug 2020	Limit Buy	BTC	16.21100000	0.20000000	16,211.00000000
02 Aug 2020	Limit Sell	BTC	4.31837700	0.05530000	15,618.00000000
02 Aug 2020	Limit Buy	LTC	1.66500000	4.00000000	83.25000000
02 Aug 2020	Limit Buy	ETH	2.54421250	0.92500000	550.10000000
01 Aug 2020	Limit Buy	ETH	4.32000000	1.60000000	540.00000000
01 Aug 2020	Limit Buy	BTC	3.67875000	0.04500000	16,350.00000000
01 Aug 2020	Limit Buy	ETH	7.52250000	3.00000000	501.50000000
01 Aug 2020	Limit Buy	BTC	5.73668577	0.06993826	16,405.00000000
28 Jul 2020	Limit Buy	LTC	0.37500000	1.00000000	75.00000000
28 Jul 2020	Limit Buy	BTC	4.24178650	0.05530000	15,341.00000000
23 Jul 2020	Limit Sell	BTC	1.77505000	0.02620000	13,550.00000000
22 Jul 2020	Limit Sell	BTC	1.32709500	0.01980000	13,405.00000000

Date	Type	Currency	Brokerage (AUD)	Quantity	Price (AUD)
21 Jul 2020	Limit Sell	BTC	1.00042500	0.01500000	13,339.00000000
13 Jul 2020	Limit Buy	BTC	1.99995000	0.03000000	13,333.00000000
13 Jul 2020	Limit Buy	LTC	0.42201000	1.30250000	64.80000000
13 Jul 2020	Limit Buy	LTC	0.87399000	2.69750000	64.80000000
13 Jul 2020	Limit Buy	ETH	1.75350000	1.00000000	350.70000000
27 Jun 2020	Limit Buy	ZRX	0.25200000	105.00000	0.48000000
26 Jun 2020	Limit Buy	ETH	2.51632500	1.50000000	335.51000000
25 Jun 2020	Limit Buy	BTC	4.67600000	0.07000000	13,360.00000000
17 Jun 2020	Limit Buy	LTC	1.62500000	5.00000000	65.00000000
17 Jun 2020	Limit Buy	BTC	1.79400000	0.02600000	13,800.00000000
17 Jun 2020	Limit Buy	ETH	2.58727500	1.50000000	344.97000000
06 Apr 2020	Limit Sell	BTC	5.85000000	0.10000000	11,700.00000000
01 Apr 2020	Limit Buy	BTC	5.15000000	0.10000000	10,300.00000000
31 Jan 2020	Limit Sell	ETH	0.01326250	0.01000000	265.25000000
31 Jan 2020	Limit Sell	ETH	6.61798750	4.99000000	265.25000000
30 Jan 2020	Limit Sell	OMG	0.00000012	0.00002	1.22300000
29 Jan 2020	Limit Sell	BTC	2.75800000	0.04000000	13,790.00000000
29 Jan 2020	Limit Sell	OMG	0.09172487	14.99998	1.22300000
24 Jan 2020	Limit Sell	ETH	1.95223391	1.66147567	235.00000000
24 Jan 2020	Limit Sell	BTC	2.05670027	0.03356508	12,255.00000000
24 Jan 2020	Limit Sell	BTC	2.22234794	0.03643492	12,199.00000000
20 Jan 2020	Limit Sell	BTC	3.16500000	0.05000000	12,660.00000000
14 Jan 2020	Limit Sell	ETH	0.56250000	0.50000000	225.00000000
14 Jan 2020	Limit Sell	ETH	0.56250000	0.50000000	225.00000000
12 Jan 2020	Limit Sell	ZRX	0.19800000	120.00000	0.33000000
07 Jan 2020	Limit Sell	REP	0.55000000	5.0000	22.00000000
06 Jan 2020	Limit Sell	ETH	0.50742430	0.50742430	200.00000000
06 Jan 2020	Limit Sell	ETH	0.98257570	0.98257570	200.00000000
06 Jan 2020	Limit Sell	ETH	0.51000000	0.51000000	200.00000000

SOKLICH & Co.

AUSTRALIA

Tax Invoice / Receipt 001-07545.

ABN 78 629 650 899

17/11/2020

Astoday Pty ATF

Customer No. 001-03160

Compass Superfund

ABN 82807949829

Sally Richards

17 Hockin St, Willagee, WA 6159

Supply Argyle Pink Diamonds:

Qty/Weight	Cut	Grade	Certificate No.	Price
1. 1 = 0.100ct	RBC	6P/SIAV	Arg. Cert. 376517	\$9320.00
2. 1 = 0.100ct	RBC	6P/SIAV	Arg. Cert. 392546	\$9320.00
3. 10 = 0.150ct	RBC	6PP/SIAV	Arg. Lot No.1140807	\$4930.00
				Total \$23570.00
				GST Included \$2142.73
Deposit paid Eftpos 17/11/20				\$2,000.00
Balance outstanding				\$21,570.00



ELLEENDALE
DIAMONDS AUSTRALIA

08 9367 7712 • sales@soklichco.com

Shop 2, 61 Angelo Street South Perth WA • ABN 61 476 931 258

soklichco.com

Australian Pink
DIAMONDS

SOKLICH & Co.

AUSTRALIA

VALUATION CERTIFICATE

Client's name: ASTODAY PTY LTD ATF: COMPAS SUPERFUND

Date: 30/06/2021

Natural Argyle Pink Diamond – PINK/1337

1 x Round Brilliant Cut

Weight: 0.10ct

6P SIAV

Argyle Certificate:376517

Insurance Replacement \$16,300.00

Natural Argyle Pink Diamond – PINK/1347

1 x Round Brilliant Cut

Weight: 0.10ct

6P SIAV

Argyle Certificate:392546

Insurance Replacement \$16,300.00

Natural Argyle Pink Diamond – PINK/1914

10 x Round Brilliant Cut

Weight: 0.150ct

6PP SIAV

Argyle Lot: 380803

Insurance Replacement \$8,600.00

Phyllis Soklich, F.G.A.A
For Soklich & Company
30th June 2021



ELLENDALE
DIAMONDS AUSTRALIA

08 9367 7712 • sales@soklichco.com

Shop 2, 61 Angelo Street South Perth WA • ABN 61 476 931 258

soklichco.com

Australian Pink
DIAMONDS



THE PERTH MINT
AUSTRALIA

TAX INVOICE

FULFILMENT OF SUSPENSE SALE

Client Name: ASTODAY PTY LTD atf COMPASS SUPERFUND

Address: C-/ RICHARDS Sally Royal
17 Hockin St
Willagee clear 10/2

State: WA 6156

Telephone: 0434 934 060

Email: sally.marbeck@gmail.com

The Perth Mint

310 Hay Street,
East Perth WA 6004

Ph: 08 9421 7376

www.perthmint.com

ABN: 98 838 298 431

Invoice No: **968,951**

Invoice Date: 03/02/2021

Time: 12:18

Description	Transaction	Price Excl	GST	Price Incl	Code
1oz Eagle Nugget	1 Unit(s) @ \$2546.75/Unit	2,546.75	0.00	2,546.75	UN21NUGG
Silver Bar 10 oz	2 Unit(s) @ \$396.4/Unit	792.80	0.00	792.80	BS390010
Totals		3,339.55	0.00	3,339.55	

BPAY AUD

3,339.55

Total Tendered

3,339.55

Sales Person: **Regina**

Refund Policy

Please choose carefully. The Perth Mint does not give refunds if you simply change your mind or make a wrong selection. An exchange or refund will be given where goods are faulty, wrongly described, different from a sample shown to you, or do not do what they are supposed to, if returned within 30 days of purchase.

The Perth Mint does not give refunds on bullion investment products.

Please retain this receipt as proof of purchase.

Privacy and Security

Please visit our website <http://www.perthmint.com/privacy.aspx> for information on privacy and security.





VALUATION CERTIFICATE

Client's name: ASTODAY PTY LTD ATF: COMPAS SUPERFUND

Date: 30/06/2021

Spot prices as at close of Trade 30/06/2021

XAU: \$2380.00	XAG: \$35.29	XPT:	XRH:
----------------	--------------	------	------

GOLD

Qty	Item	Troy Oz	Value UAD
3	1oz Gold Cast Perth Mint Bars 99.99%	3	7140.00
1	1oz 2021 Golden Eagle Nugget Gold Coin 99.9%	1	2380.00

$$3 * \$2,360.35 = 7,081.05$$

$$1 * \$2,360.35 = \$2,360.35$$

Total: \$9520.00

SILVER

Qty	Item	Troy Oz	Value UAD
2	10oz Silver Cast Perth Mint Bar	20	705.80

$$2 * 10 * \$34.835 = \$696.70$$

Total: \$705.80

We do not appraise or attempt to affix a value to coins. Investment grade bullion is calculated by multiplying the total number of troy ounces by the relevant spot price.

To the best of my knowledge, this is a true and accurate statement.

This statement does not contain financial advice or opinions.

Gold Price History in Australian Dollars (AUD) for June 2021

	Gold Price/oz	Gold Price/gram
01-06-21	2,450.12	78.773
02-06-21	2,461.38	79.135
03-06-21	2,442.46	78.527
04-06-21	2,442.93	78.542
07-06-21	2,448.58	78.724

08-06-21	2,446.63	78.661
09-06-21	2,443.19	78.550
10-06-21	2,450.34	78.780
11-06-21	2,435.72	78.310
14-06-21	2,419.74	77.796
15-06-21	2,417.80	77.734
16-06-21	2,381.05	76.553
17-06-21	2,347.50	75.474
18-06-21	2,359.34	75.854
21-06-21	2,365.05	76.038
22-06-21	2,354.96	75.714
23-06-21	2,347.68	75.480
24-06-21	2,340.78	75.258
25-06-21	2,345.99	75.425
28-06-21	2,350.77	75.579
29-06-21	2,343.95	75.360

30-06-21

2,360.35

75.887

2021

[December 2021 Gold in AUD](#)[November 2021 Gold in AUD](#)[October 2021 Gold in AUD](#)[September 2021 Gold in AUD](#)[August 2021 Gold in AUD](#)[July 2021 Gold in AUD](#)[June 2021 Gold in AUD](#)[May 2021 Gold in AUD](#)[April 2021 Gold in AUD](#)[March 2021 Gold in AUD](#)[February 2021 Gold in AUD](#)[January 2021 Gold in AUD](#)[Current Gold Prices in AUD](#)[30 Day Gold Chart in AUD](#)[60 Day Gold Chart in AUD](#)[90 Day Gold Chart in AUD](#)[1 Year Gold Chart in AUD](#)[2 Year Gold Chart in AUD](#)[5 Year Gold Chart in AUD](#)[Historical Gold Prices in AUD](#)

Bullion Rates



Book now with Expedia

Silver Price History in Australian Dollars (AUD) for June 2021

	Silver Price/oz	Silver Price/gram
01-06-21	35.966	1.1563
02-06-21	36.325	1.1679
03-06-21	35.818	1.1516
04-06-21	35.899	1.1542
07-06-21	35.958	1.1561

08-06-21	35.698	1.1477
09-06-21	35.944	1.1556
10-06-21	36.130	1.1616
11-06-21	36.259	1.1658
14-06-21	36.122	1.1614
15-06-21	35.969	1.1564
16-06-21	35.473	1.1405
17-06-21	34.283	1.1022
18-06-21	34.512	1.1096
21-06-21	34.437	1.1072
22-06-21	34.121	1.0970
23-06-21	34.163	1.0984
24-06-21	34.231	1.1005
25-06-21	34.377	1.1052
28-06-21	34.502	1.1093
29-06-21	34.301	1.1028

30-06-21

34.835

1.1200

2021

[December 2021 Silver in AUD](#)[November 2021 Silver in AUD](#)[October 2021 Silver in AUD](#)[September 2021 Silver in AUD](#)[August 2021 Silver in AUD](#)[July 2021 Silver in AUD](#)[June 2021 Silver in AUD](#)[May 2021 Silver in AUD](#)[April 2021 Silver in AUD](#)[March 2021 Silver in AUD](#)[February 2021 Silver in AUD](#)[January 2021 Silver in AUD](#)[Current Silver Prices in AUD](#)[30 Day Silver Chart in AUD](#)[60 Day Silver Chart in AUD](#)[90 Day Silver Chart in AUD](#)[1 Year Silver Chart in AUD](#)[2 Year Silver Chart in AUD](#)[5 Year Silver Chart in AUD](#)[Historical Silver Prices in AUD](#)



Income tax 002

Date generated	09/12/2021
Overdue	\$180.90 DR
Not yet due	\$0.00
Balance	\$180.90 DR

Transactions

5 results found - from **01 July 2020** to **09 December 2021** sorted by **processed date** ordered **newest to oldest**

Processed date	Effective date	Description	Debit (DR)	Credit (CR)	Balance
1 Dec 2021	1 Dec 2021	General interest charge			\$180.90 DR
30 Nov 2021	1 Nov 2021	Tax return Self Man Superfund - Income Tax for the period from 01 Jul 19 to 30 Jun 20	\$180.90		\$180.90 DR
8 Sep 2020	8 Sep 2020	General interest charge			\$0.00
8 Sep 2020	7 Sep 2020	Payment received		\$244.64	\$0.00
1 Jul 2020	1 Jul 2020	General interest charge			\$244.64 DR

Refund \$14.36 - \$259 levy



Agent MORA WEALTH ACCOUNTANTS
PTY LTD
Client THE TRUSTEE FOR COMPASS
SUPERFUND
ABN 82 807 949 829
TFN 993 638 925

Activity statement 004

Date generated	09/12/2021
Overdue	\$0.00
Not yet due	\$0.00
Balance	\$0.00

Transactions

1 results found - from **01 April 2020** to **09 December 2021** sorted by **processed date** ordered **newest to oldest**

Processed date	Effective date	Description	Debit (DR)	Credit (CR)	Balance
10 May 2020	28 Apr 2020	Original Activity Statement for the period ending 31 Mar 20		\$0.00	\$0.00

P - PRIOR YEAR

Financial statements and reports for the year ended 30 June 2020

Compass Superfund

Operating Statement

Statement of Financial Position

Notes to the Financial Statements

Trustees Declaration

Statement of Taxable Income

Members Statement

Investment Summary

Market Movement

CGT Register

Investment Income

Realised Capital Gains

Unrealised Capital Gains

Trustee Minute / Resolution

Trial Balance

Compass Superfund
Operating Statement

For the year ended 30 June 2020



	Note	2020 \$	2019 \$
Income			
Investment Income			
Trust Distributions	7	179	0
Dividends Received	6	48	736
Interest Received		191	0
Investment Gains			
Changes in Market Values	8	908	3,333
Contribution Income			
Transfers In		55,000	0
Employer Contributions		0	3,308
Other Income			
Total Income		56,326	7,377
Expenses			
Accountancy Fees		1,705	0
ATO Supervisory Levy		259	0
Auditor's Remuneration		660	0
ASIC Fees		54	53
Advisor Fees		898	0
Bank Charges		50	50
Investment Expenses		464	997
Interest Paid		0	20
Fines		80	0
Total Expenses		4,169	1,120
Benefits accrued as a result of operations before income tax		52,157	6,257
Income Tax Expense		(78)	397
Benefits accrued as a result of operations		52,235	5,860

The accompanying notes form part of these financial statements.

Refer to compilation report

Compass Superfund
Statement of Financial Position



As at 30 June 2020

	Note	2020 \$	2019 \$
Assets			
Investments			
Cryptocurrency	2	2,602	0
Loans to Associated Entities (In house loans) - Unitised	3	421	0
Managed Investments (Australian)	4	41,923	19,104
Total Investments		<u>44,946</u>	<u>19,104</u>
Other Assets			
Sundry Debtors		0	10,500
CBA Direct Investment Account 6889		84,060	54,822
Independent Reserve		6,296	0
Income Tax Refundable		92	0
Total Other Assets		<u>90,448</u>	<u>65,322</u>
Total Assets		<u>135,394</u>	<u>84,426</u>
Less:			
Liabilities			
Income Tax Payable		0	1,267
Total Liabilities		<u>0</u>	<u>1,267</u>
Net assets available to pay benefits		<u>135,394</u>	<u>83,159</u>
Represented by:			
Liability for accrued benefits allocated to members' accounts			
Richards, Sally - Accumulation		135,394	83,159
Total Liability for accrued benefits allocated to members' accounts		<u>135,394</u>	<u>83,159</u>

The accompanying notes form part of these financial statements.

Refer to compilation report

Note 1: Summary of Significant Accounting Policies

The trustees have prepared the financial statements on the basis that the Superannuation Fund is a non-reporting entity because there are no users dependent on general purpose financial statements. The financial statements are therefore special purpose financial statements that have been prepared in order to meet the requirements of the Superannuation Industry (Supervision) Act 1993 and associated Regulations, the trust deed of the Fund and the needs of members.

The financial statements have been prepared on a cash basis and are based on historical costs, except for investments which have been measured at market value.

The following significant accounting policies, which are consistent with the policies applied in the previous period unless otherwise stated, have been adopted in the preparation of the financial statements.

The financial statements were authorised for issue by the Director(s).

a. Measurement of Investments

The Fund initially recognises:

- (i) an investment when it controls the future economic benefits expected to flow from the asset. For financial assets, the trade date is considered to be the date on which control of the future economic benefits attributable to the asset passes to the Fund; and
- (ii) a financial liability on the date it becomes a party to the contractual provisions of the instrument.

Investments of the Fund have been measured at market value, which refers to the amount that a willing buyer could reasonably be expected to pay to acquire an asset from a willing seller if the following assumptions were made:

- that the buyer and the seller deal with each other at arm's length in relation to the sale;
- that the sale occurred after proper marketing of the asset; and
- that the buyer and the seller acted knowledgeably and prudentially in relation to the sale.

Market value has been determined as follows:

- (i) shares and other securities listed on the Australian Securities Exchange by reference to the relevant market quotations at the end of the reporting period;
- (ii) units in managed funds by reference to the unit redemption price at the end of the reporting period;
- (iii) fixed-interest securities by reference to the redemption price at the end of the reporting period;
- (iv) unlisted investments are stated at trustees' assessment based on estimated market value at balance date or where necessary, an external valuer's opinion; and
- (v) investment properties at the trustees' assessment of the market value or where necessary a qualified independent valuer's opinion at the end of reporting period.

Financial liabilities, such as trade creditors and other payables, are measured at the gross value of the outstanding balance at the end of the reporting period. The trustees have determined that the gross values of the Fund's financial liabilities is equivalent to their market values. Any remeasurement changes in the gross values of non-current financial liabilities (including liabilities for members' accrued benefits) are recognised in the operating statement in the periods in which they occur.

b. Cash and Cash Equivalents

Cash and cash equivalents include cash on hand and at call, deposits with banks and short-term, highly liquid investments that are readily convertible to cash and subject to an insignificant risk of change in value.

c. Revenue

Revenue is recognised to the extent that it is probable that the economic benefits will flow to the Fund and the revenue can be reliably measured. Revenue is recognised at the fair value of the consideration received or receivable.

Compass Superfund
Notes to the Financial Statements

For the year ended 30 June 2020



Interest revenue

Interest revenue is recognised in respect of fixed-interest securities, and cash and cash equivalent balances. Interest revenue is recognised upon receipt.

Dividend revenue

Dividend revenue is recognised when the dividend has been paid or, in the case of dividend reinvestment schemes, when the dividend is credited to the benefit of the fund.

Rental revenue

Rental revenue arising from operating leases on investment properties is recognised upon receipt.

Distribution revenue

Distributions from unit trusts and managed funds are recognised as at the date the unit value is quoted ex-distribution and if not received at the end of the reporting period, are reflected in the statement of financial position as a receivable at market value.

Remeasurement changes in market values

Remeasurement changes in the market values of assets are recognised as income and determined as the difference between the market value at year-end or consideration received (if sold during the year) and the market value as at the prior year-end or cost (if acquired during the period).

Contributions

Contributions and transfers in are recognised when the control and the benefits from the revenue have been attained and are recorded by the Fund, gross of any taxes, in the period to which they relate.

d. Liability for Accrued Benefits

The liability for accrued benefits represents the Fund's present obligation to pay benefits to members and beneficiaries, and has been calculated as the difference between the carrying amount of the assets and the carrying amount of the other payables and income tax liabilities as at the end of the reporting period.

e. Critical Accounting Estimates and Judgements

The preparation of financial statements requires the trustees to make judgements, estimates and assumptions that affect the application of accounting policies and the reported amounts of assets and liabilities, income and expenses. Actual results may differ from these estimates.

Estimates and underlying assumptions are reviewed on an ongoing basis. Revisions to accounting estimates are recognised in the period in which the estimate is revised and in any future period affected.

Note 2: Cryptocurrency

	2020 \$	2019 \$
Bitcoin	1,274	0
Ethereum- ETH	980	0
LTC	297	0
0x (ZRX)	51	0
	2,602	0

Notes to the Financial Statements

For the year ended 30 June 2020

Note 3: Loans to Associated Entities (In house loans) - Unitised

	2020	2019
	\$	\$
In House Loans- Compass SF	421	0
	<hr/> 421	<hr/> 0

Note 4: Managed Investments (Australian)

	2020	2019
	\$	\$
Sharelord Investor	41,923	19,104
	<hr/> 41,923	<hr/> 19,104

Note 5: Banks and Term Deposits

	2020	2019
	\$	\$
Banks		
CBA Direct Investment Account 6889	84,060	54,822
Independent Reserve	6,296	0
	<hr/> 90,356	<hr/> 54,822

Note 6: Dividends

	2020	2019
	\$	\$
Sharelord Investor	48	736
	<hr/> 48	<hr/> 736

Note 7: Trust Distributions

	2020	2019
	\$	\$
Sharelord Investor	179	0
	<hr/> 179	<hr/> 0

Note 8: Changes in Market Values**Unrealised Movements in Market Value**

	2020	2019
	\$	\$
Cryptocurrency		
Bitcoin	(26)	0

Notes to the Financial Statements

For the year ended 30 June 2020

Ethereum- ETH	(46)	720
LTC	(29)	0
	(101)	720
Managed Investments (Australian)		
Sharelord Investor	6,069	4,376
	6,069	4,376
Total Unrealised Movement	5,968	5,096
Realised Movements in Market Value		
	2020	2019
	\$	\$
Cryptocurrency		
Ox (ZRX)	(11)	0
Augur (REP)	7	0
BTC	0	(539)
Bitcoin	(3,082)	0
EOS	0	(6)
Ethereum- ETH	(1,889)	(1,260)
LTC	0	40
OmiseGo	(33)	0
XRP	(51)	2
	(5,059)	(1,763)
Total Realised Movement	(5,059)	(1,763)
Changes in Market Values	908	3,333

Compass Superfund
Astoday Pty Ltd ACN: 615996793
Trustees Declaration

The directors of the trustee company have determined that the fund is not a reporting entity and that the special purpose financial statements should be prepared in accordance with the accounting policies described in Note 1 to the financial statements.

The directors of the trustee company declare that:

- (i) the financial statements and notes to the financial statements for the year ended 30 June 2020 present fairly, in all material respects, the financial position of the superannuation fund at 30 June 2020 and the results of its operations for the year ended on that date in accordance with the accounting policies described in Note 1 to the financial statements;
- (ii) the financial statements and notes to the financial statements have been prepared in accordance with the requirements of the trust deed; and
- (iii) the operation of the superannuation fund has been carried out in accordance with its trust deed and in compliance with the requirements of the Superannuation Industry (Supervision) Act 1993 and associated Regulations during the year ended 30 June 2020.

Specifically, the directors of the trustee company declare that:

- in accordance with s120 of the Superannuation Industry (Supervision) Act 1993, no individual trustee has been or is a disqualified person;
- the fund has satisfactory title to all assets, all assets are unencumbered and free from charge as prescribed by s50 of the Superannuation Industry (Supervision) Act 1993 and reg13.14 of the Superannuation Industry (Supervision) Act 1994; and
- to the knowledge of the directors of the trustee company, there have been no events or transactions subsequent to the balance date which could have a material impact on the fund. Where such events have occurred, the effect of such events has been accounted and noted in the fund's financial statements.

Signed in accordance with a resolution of the directors of the trustee company by:

.....
Sally Richards
Astoday Pty Ltd
Director

Dated this day of

Compass Superfund
Statement of Taxable Income



For the year ended 30 June 2020

	2020
	\$
Benefits accrued as a result of operations	52,157.00
Less	
Non Taxable Transfer In	55,000.00
Increase in MV of investments	5,968.00
Realised Accounting Capital Gains	(5,059.00)
Accounting Trust Distributions	179.00
	<hr/> 56,088.00
Add	
Other Non Deductible Expenses	80.00
Franking Credits	77.00
TFN Credits - Dividends	1.00
Taxable Trust Distributions	179.00
	<hr/> 337.00
Taxable Income or Loss	<hr/> (3,594.00)
Income Tax on Taxable Income or Loss	0.00
Less	
Franking Credits	77.00
TAX PAYABLE	<hr/> (77.00)
Less	
TFN Credits	1.10
CURRENT TAX OR REFUND	<hr/> (78.10)
Supervisory Levy	259.00
AMOUNT DUE OR REFUNDABLE	<hr/> 180.90

Compass Superfund Members Statement



Sally Royal Richards
17 Hockin Street
WILLAGEE, Western Australia, 6156, Australia

Your Details		Nominated Beneficiaries	N/A
Date of Birth :	Provided	Vested Benefits	135,395
Age:	64	Total Death Benefit	135,395
Tax File Number:	Provided		
Date Joined Fund:	18/11/2016		
Service Period Start Date:	01/06/1990		
Date Left Fund:			
Member Code:	RICSAL00001A		
Account Start Date:	18/11/2016		
Account Phase:	Accumulation Phase		
Account Description:	Accumulation		

Your Balance	
Total Benefits	135,395
<u>Preservation Components</u>	
Preserved	135,395
Unrestricted Non Preserved	
Restricted Non Preserved	
<u>Tax Components</u>	
Tax Free	2,248
Taxable	133,148
Investment Earnings Rate	-3%

Your Detailed Account Summary		This Year	Last Year
Opening balance at 01/07/2019		83,160	77,299
<u>Increases to Member account during the period</u>			
Employer Contributions			3,308
Personal Contributions (Concessional)			
Personal Contributions (Non Concessional)			
Government Co-Contributions			
Other Contributions			
Proceeds of Insurance Policies			
Transfers In		55,000	
Net Earnings		(2,765)	2,999
Internal Transfer In			
<u>Decreases to Member account during the period</u>			
Pensions Paid			
Contributions Tax			496
Income Tax			(50)
No TFN Excess Contributions Tax			
Excess Contributions Tax			
Refund Excess Contributions			
Division 293 Tax			
Insurance Policy Premiums Paid			
Management Fees			
Member Expenses			
Benefits Paid/Transfers Out			
Superannuation Surcharge Tax			
Internal Transfer Out			
Closing balance at 30/06/2020		135,395	83,160

Compass Superfund Investment Summary Report



As at 30 June 2020

Investment	Units	Market Price	Market Value	Average Cost	Accounting Cost	Unrealised Gain/(Loss)	Gain/(Loss)%	Portfolio Weight%
Cash/Bank Accounts								
CBA Direct Investment Account 6889		84,059.910000	84,059.91	84,059.91	84,059.91			62.32 %
Independent Reserve		6,296.430000	6,296.43	6,296.43	6,296.43			4.67 %
			90,356.34		90,356.34			66.99 %
Cryptocurrency								
ZRX	0x (ZRX)	105.00	0.486570	51.09	0.48	50.65	0.44	0.87 %
BITC	Bitcoin	0.10	13,272.800000	1,274.20	13,546.63	1,300.49	(26.29)	(2.02) %
ETH	Ethereum- ETH	3.00	326.680000	980.04	341.95	1,025.85	(45.81)	(4.47) %
LTC	LTC	5.00	59.430000	297.15	65.32	326.62	(29.47)	(9.02) %
			2,602.48		2,703.61	(101.13)	(3.74) %	1.93 %
Loans to Associated Entities (In house loans) - Unitised								
In House - Compass SF	In House Loans- Compass SF	1.00	0.000000	0.00	421.03	421.03	(421.03)	(100.00) %
			0.00		421.03	(421.03)	(100.00) %	0.00 %
Managed Investments (Australian)								
SHARELO	Sharelord Investor	1.00	41,922.970000	41,922.97	68,882.34	68,882.34	(26,959.37)	(39.14) %
			41,922.97		68,882.34	(26,959.37)	(39.14) %	31.08 %
			134,881.79		162,363.32	(27,481.53)	(16.93) %	100.00 %

Compass Superfund
Market Movement Report



As at 30 June 2020

Investment	Date	Description	Unrealised				Realised			Total
			Units	Accounting Cost Movement	Market Movement	Depreciation	Balance	Consideration	Accounting Cost Base	
BITC - Bitcoin										
	09/07/2019	Purchase	0.10	1,788.90	0.00	0.00	1,788.90	0.00	0.00	0.00
	11/07/2019	Purchase	0.10	1,645.99	0.00	0.00	3,434.89	0.00	0.00	0.00
	11/07/2019	Purchase	0.09	1,572.25	0.00	0.00	5,007.14	0.00	0.00	0.00
	11/07/2019	Disposal	(0.10)	(1,788.90)	0.00	0.00	3,218.24	1,639.46	1,788.90	(149.44)
	14/07/2019	Purchase	0.11	1,639.42	0.00	0.00	4,857.66	0.00	0.00	0.00
	15/07/2019	Purchase	0.10	1,446.69	0.00	0.00	6,304.35	0.00	0.00	0.00
	02/08/2019	Disposal	(0.10)	(1,634.50)	0.00	0.00	4,669.85	1,482.08	1,634.50	(152.42)
	03/08/2019	Disposal	(0.01)	(145.54)	0.00	0.00	4,524.31	135.85	145.54	(9.69)
	03/08/2019	Disposal	(0.09)	(1,534.43)	0.00	0.00	2,989.88	1,441.22	1,534.43	(93.21)
	03/08/2019	Disposal	(0.02)	(339.30)	0.00	0.00	2,650.58	344.57	339.30	5.27
	03/08/2019	Disposal	(0.08)	(1,203.88)	0.00	0.00	1,446.70	1,222.56	1,203.88	18.68
	06/08/2019	Disposal	(0.10)	(1,446.69)	0.00	0.00	0.01	1,790.51	1,446.69	343.82
	29/08/2019	Purchase	0.10	1,446.70	0.00	0.00	1,446.71	0.00	0.00	0.00
	03/09/2019	Purchase	0.10	1,572.31	0.00	0.00	3,019.02	0.00	0.00	0.00
	03/09/2019	Purchase	0.20	3,097.92	0.00	0.00	6,116.94	0.00	0.00	0.00
	03/09/2019	Purchase	0.14	2,158.02	0.00	0.00	8,274.96	0.00	0.00	0.00
	03/09/2019	Purchase	0.06	970.16	0.00	0.00	9,245.12	0.00	0.00	0.00
	03/09/2019	Purchase	0.14	2,159.41	0.00	0.00	11,404.53	0.00	0.00	0.00
	05/11/2019	Disposal	(0.05)	(723.35)	0.00	0.00	10,681.18	681.57	723.35	(41.78)
	27/11/2019	Disposal	(0.13)	(1,943.88)	0.00	0.00	8,737.30	1,349.89	1,943.88	(593.99)
	27/11/2019	Disposal	(0.10)	(1,564.78)	0.00	0.00	7,172.52	1,050.52	1,564.78	(514.26)
	27/11/2019	Disposal	(0.17)	(2,689.61)	0.00	0.00	4,482.91	1,787.92	2,689.61	(901.69)
	27/11/2019	Disposal	(0.10)	(1,634.58)	0.00	0.00	2,848.33	1,091.24	1,634.58	(543.34)
	27/11/2019	Disposal	(0.02)	(357.52)	0.00	0.00	2,490.81	238.67	357.52	(118.85)
	20/01/2020	Disposal	(0.05)	(778.37)	0.00	0.00	1,712.44	629.83	778.37	(148.54)
	24/01/2020	Disposal	(0.03)	(522.52)	0.00	0.00	1,189.92	409.28	522.52	(113.24)
	24/01/2020	Disposal	(0.04)	(567.20)	0.00	0.00	622.72	442.25	567.20	(124.95)
	29/01/2020	Disposal	(0.04)	(622.70)	0.00	0.00	0.02	548.84	622.70	(73.86)
	01/04/2020	Purchase	0.10	1,035.15	0.00	0.00	1,035.17	0.00	0.00	0.00
	06/04/2020	Disposal	(0.10)	(1,035.16)	0.00	0.00	0.01	1,164.15	1,035.16	128.99
	17/06/2020	Purchase	0.03	360.60	0.00	0.00	360.61	0.00	0.00	0.00
	25/06/2020	Purchase	0.07	939.88	0.00	0.00	1,300.49	0.00	0.00	0.00
	30/06/2020	Revaluation	0.00	0.00	(10.55)	0.00	1,289.94	0.00	0.00	0.00
	30/06/2020	Revaluation	0.00	0.00	(15.75)	0.00	1,274.19	0.00	0.00	0.00

Compass Superfund Market Movement Report

As at 30 June 2020



Investment	Date	Description	Unrealised				Realised			Total
			Units	Accounting Cost Movement	Market Movement	Depreciation	Balance	Consideration	Accounting Cost Base	
	30/06/2020		0.10	1,300.49	(26.30)	0.00	1,274.19	17,450.41	20,532.91	(3,082.50)
ETH - Ethereum- ETH										
	01/07/2019	Opening Balance	0.00	0.00	0.00	0.00	0.00	0.00	0.00	0.00
	09/07/2019	Purchase	3.50	1,590.46	0.00	0.00	1,590.46	0.00	0.00	0.00
	09/07/2019	Purchase	2.17	983.73	0.00	0.00	2,574.19	0.00	0.00	0.00
	09/07/2019	Purchase	0.59	267.08	0.00	0.00	2,841.27	0.00	0.00	0.00
	09/07/2019	Purchase	1.74	785.41	0.00	0.00	3,626.68	0.00	0.00	0.00
	15/07/2019	Purchase	0.00	0.01	0.00	0.00	3,626.69	0.00	0.00	0.00
	15/07/2019	Purchase	0.35	116.11	0.00	0.00	3,742.80	0.00	0.00	0.00
	09/09/2019	Disposal	(1.00)	(454.13)	0.00	0.00	3,288.67	457.70	454.13	3.57
	14/11/2019	Purchase	2.50	681.57	0.00	0.00	3,970.24	0.00	0.00	0.00
	18/11/2019	Purchase	1.81	470.00	0.00	0.00	4,440.24	0.00	0.00	0.00
	22/11/2019	Purchase	5.00	1,130.62	0.00	0.00	5,570.86	0.00	0.00	0.00
	27/12/2019	Disposal	(2.00)	(908.26)	0.00	0.00	4,662.60	378.10	908.26	(530.16)
	30/12/2019	Disposal	(0.67)	(303.17)	0.00	0.00	4,359.43	129.95	303.17	(173.22)
	30/12/2019	Disposal	(4.33)	(1,961.12)	0.00	0.00	2,398.31	840.18	1,961.12	(1,120.94)
	30/12/2019	Writeback	0.00	0.00	0.01	0.00	2,398.32	0.00	0.00	0.00
	06/01/2020	Disposal	(0.51)	(158.09)	0.00	0.00	2,240.23	100.98	158.09	(57.11)
	06/01/2020	Disposal	(0.98)	(267.61)	0.00	0.00	1,972.62	195.53	267.61	(72.08)
	06/01/2020	Disposal	(0.51)	(138.90)	0.00	0.00	1,833.72	101.49	138.90	(37.41)
	14/01/2020	Disposal	(0.50)	(136.18)	0.00	0.00	1,697.54	111.94	136.18	(24.24)
	14/01/2020	Disposal	(0.50)	(134.44)	0.00	0.00	1,563.10	111.94	134.44	(22.50)
	24/01/2020	Disposal	(1.66)	(432.47)	0.00	0.00	1,130.63	388.50	432.47	(43.97)
	31/01/2020	Disposal	(0.01)	(2.26)	0.00	0.00	1,128.37	2.64	2.26	0.38
	31/01/2020	Disposal	(4.99)	(1,128.36)	0.00	0.00	0.01	1,316.98	1,128.36	188.62
	31/01/2020	Writeback	0.00	0.00	0.02	0.00	0.03	0.00	0.00	0.00
	17/06/2020	Purchase	1.50	520.04	0.00	0.00	520.07	0.00	0.00	0.00
	26/06/2020	Purchase	1.50	505.78	0.00	0.00	1,025.85	0.00	0.00	0.00
	30/06/2020	Revaluation	0.00	0.00	800.94	0.00	1,826.79	0.00	0.00	0.00
	30/06/2020	Revaluation	0.00	0.00	(846.75)	0.00	980.04	0.00	0.00	0.00
	30/06/2020		3.00	1,025.82	(45.78)	0.00	980.04	4,135.93	6,024.99	(1,889.06)

Compass Superfund Market Movement Report



As at 30 June 2020

Investment	Date	Description	Unrealised				Realised			Total
			Units	Accounting Cost Movement	Market Movement	Depreciation	Balance	Consideration	Accounting Cost Base	
In House_Compass SF - In House Loans- Compass SF										
	30/06/2020	Purchase	1.00	347.00	0.00	0.00	347.00	0.00	0.00	0.00
	30/06/2020	Instalment	0.00	74.03	0.00	0.00	421.03	0.00	0.00	0.00
	30/06/2020		1.00	421.03	0.00	0.00	421.03	0.00	0.00	0.00
LTC - LTC										
	01/07/2019	Opening Balance	0.00	0.00	0.00	0.00	0.00	0.00	0.00	0.00
	17/06/2020	Purchase	5.00	326.62	0.00	0.00	326.62	0.00	0.00	0.00
	30/06/2020	Revaluation	0.00	0.00	(29.47)	0.00	297.15	0.00	0.00	0.00
	30/06/2020		5.00	326.62	(29.47)	0.00	297.15	0.00	0.00	0.00
OMG - OmiseGo										
	07/07/2019	Purchase	15.00	51.36	0.00	0.00	51.36	0.00	0.00	0.00
	29/01/2020	Disposal	(15.00)	(51.36)	0.00	0.00	0.00	18.25	51.36	(33.11)
	30/01/2020	Disposal	(0.00)	0.00	0.00	0.00	0.00	0.00	0.00	0.00
	30/06/2020		0.00	0.00	0.00	0.00	0.00	18.25	51.36	(33.11)
REP - Augur (REP)										
	09/07/2019	Purchase	5.00	102.01	0.00	0.00	102.01	0.00	0.00	0.00
	08/01/2020	Disposal	(5.00)	(102.01)	0.00	0.00	0.00	109.45	102.01	7.44
	30/06/2020		0.00	0.00	0.00	0.00	0.00	109.45	102.01	7.44
SHARELO - Sharelord Investor										
	01/07/2019	Opening Balance	1.00	0.00	0.00	0.00	19,104.21	0.00	0.00	0.00
	30/06/2020	Instalment	0.00	125,990.51	0.00	0.00	145,094.72	0.00	0.00	0.00
	30/06/2020	Return Of Capital	0.00	(109,003.90)	0.00	0.00	36,090.82			
	30/06/2020	Return Of Capital	0.00	(463.50)	0.00	0.00	35,627.32			
	30/06/2020	Instalment	0.00	227.07	0.00	0.00	35,854.39	0.00	0.00	0.00
	30/06/2020	Return Of Capital	0.00	(0.03)	0.00	0.00	35,854.36			
	30/06/2020	Revaluation	0.00	0.00	6,068.61	0.00	41,922.97	0.00	0.00	0.00
	30/06/2020		1.00	16,750.15	6,068.61	0.00	41,922.97	0.00	0.00	0.00
XRP - XRP										
	01/07/2019	Opening Balance	0.00	0.00	0.00	0.00	0.00	0.00	0.00	0.00
	09/07/2019	Purchase	175.00	99.90	0.00	0.00	99.90	0.00	0.00	0.00
	29/12/2019	Disposal	(175.00)	(99.90)	0.00	0.00	0.00	48.75	99.90	(51.15)
	30/06/2020		0.00	0.00	0.00	0.00	0.00	48.75	99.90	(51.15)

Compass Superfund
CGT Register Report



As at 30 June 2020

Investment	Transaction	Contract	CGT	Units	Cost Base	Cost Base Adj	Cost Base Adj	Reduced Cost	Adjusted Cost	Net Other	Net Indexed	Gross	CGT Loss
Date	Date	Date	Transaction			Tax Def	Tax Free	Base	Base	Capital Gain	Gain	Discounted	
			Type									Gain	
Cryptocurrency													
15/07/2019	15/07/2019		Purchase	0.10	1,446.69								
02/08/2019	02/08/2019		Disposal	(0.10)		0.00		1,634.50	1,634.50				(152.42)
03/08/2019	03/08/2019		Disposal	(0.01)		0.00		145.54	145.54				(9.69)
03/08/2019	03/08/2019		Disposal	(0.08)		0.00		1,426.71	1,426.71				(94.84)
03/08/2019	03/08/2019		Disposal	(0.00)		0.00		11.49	11.49				(0.48)
03/08/2019	03/08/2019		Disposal	(0.01)		0.00		96.23	96.23	2.11			
03/08/2019	03/08/2019		Disposal	(0.02)		0.00		339.30	339.30	5.27			
03/08/2019	03/08/2019		Disposal	(0.08)		0.00		1,203.88	1,203.88	18.68			
06/08/2019	06/08/2019		Disposal	(0.10)		0.00		1,446.68	1,446.68	343.82			
06/08/2019	06/08/2019		Disposal	(0.00)		0.00		0.02	0.02	0.00			

Compass Superfund
CGT Register Report



As at 30 June 2020

Investment	Transaction	Contract	CGT	Units	Cost Base	Cost Base Adj	Cost Base Adj	Reduced Cost	Adjusted Cost	Net Other	Net Indexed	Gross	CGT Loss
Date	Date	Date	Transaction			Tax Def	Tax Free	Base	Base	Capital Gain	Gain	Discounted	
			Type									Gain	
Cryptocurrency													
	29/08/2019	29/08/2019	Purchase	0.10	1,446.70								
	03/09/2019	03/09/2019	Purchase	0.10	1,572.31								
	03/09/2019	03/09/2019	Purchase	0.20	3,097.92								
	03/09/2019	03/09/2019	Purchase	0.14	2,158.02								
	03/09/2019	03/09/2019	Purchase	0.06	970.16								
	03/09/2019	03/09/2019	Purchase	0.14	2,159.41								
	05/11/2019	05/11/2019	Disposal	(0.00)		0.00		0.01	0.01				(0.00)
	05/11/2019	05/11/2019	Disposal	(0.05)		0.00		723.34	723.34				(41.78)
	27/11/2019	27/11/2019	Disposal	(0.04)		0.00		625.89	625.89				(205.70)
	27/11/2019	27/11/2019	Disposal	(0.02)		0.00		344.27	344.27				(115.61)

Compass Superfund
CGT Register Report



As at 30 June 2020

Investment	Transaction	Contract	CGT	Units	Cost Base	Cost Base Adj	Cost Base Adj	Reduced Cost	Adjusted Cost	Net Other	Net Indexed	Gross	CGT Loss
Date	Date	Date	Transaction			Tax Def	Tax Free	Base	Base	Capital Gain	Gain	Discounted	
			Type									Gain	
Cryptocurrency													
	27/11/2019	27/11/2019	Disposal	(0.14)		0.00		2,158.02	2,158.02				(723.81)
	27/11/2019	27/11/2019	Disposal	(0.01)		0.00		187.32	187.32				(62.27)
	27/11/2019	27/11/2019	Disposal	(0.10)		0.00		1,634.58	1,634.58				(543.34)
	27/11/2019	27/11/2019	Disposal	(0.08)		0.00		1,220.52	1,220.52				(397.94)
	27/11/2019	27/11/2019	Disposal	(0.02)		0.00		357.52	357.52				(118.85)
	27/11/2019	27/11/2019	Disposal	(0.05)		0.00		723.36	723.36				(196.05)
	27/11/2019	27/11/2019	Disposal	(0.06)		0.00		938.89	938.89				(308.57)
	20/01/2020	20/01/2020	Disposal	(0.05)		0.00		778.37	778.37				(148.54)
	24/01/2020	24/01/2020	Disposal	(0.01)		0.00		140.12	140.12				(30.37)
	24/01/2020	24/01/2020	Disposal	(0.02)		0.00		382.40	382.40				(82.87)

Compass Superfund
CGT Register Report



As at 30 June 2020

Investment	Transaction	Contract	CGT	Units	Cost Base	Cost Base Adj	Cost Base Adj	Reduced Cost	Adjusted Cost	Net Other	Net Indexed	Gross	CGT Loss
Date	Date	Date	Transaction			Tax Def	Tax Free	Base	Base	Capital Gain	Gain	Discounted	
			Type									Gain	
Cryptocurrency													
	09/07/2019	09/07/2019	Purchase	1.74	785.41								
	15/07/2019	15/07/2019	Purchase	0.00	0.01								
	15/07/2019	15/07/2019	Purchase	0.35	116.11								
	09/09/2019	09/09/2019	Disposal	(1.00)		0.00		454.13	454.13	3.57			
	14/11/2019	14/11/2019	Purchase	2.50	681.57								
	18/11/2019	18/11/2019	Purchase	1.81	470.00								
	22/11/2019	22/11/2019	Purchase	5.00	1,130.62								
	27/12/2019	27/12/2019	Disposal	(2.00)		0.00		908.26	908.26				(530.16)
	30/12/2019	30/12/2019	Disposal	(0.67)		0.00		303.17	303.17				(173.22)
	30/12/2019	30/12/2019	Disposal	(0.50)		0.00		228.06	228.06				(130.63)

Compass Superfund
CGT Register Report



As at 30 June 2020

Investment	Transaction	Contract	CGT	Units	Cost Base	Cost Base Adj	Cost Base Adj	Reduced Cost	Adjusted Cost	Net Other	Net Indexed	Gross	CGT Loss
Date	Date	Date	Transaction			Tax Def	Tax Free	Base	Base	Capital Gain	Gain	Discounted	
			Type									Gain	
Cryptocurrency													
	30/12/2019	30/12/2019	Disposal	(2.17)		0.00		983.73	983.73				(562.17)
	30/12/2019	30/12/2019	Disposal	(0.59)		0.00		267.08	267.08				(152.60)
	30/12/2019	30/12/2019	Disposal	(1.07)		0.00		482.24	482.24				(275.54)
	06/01/2020	06/01/2020	Disposal	(0.98)		0.00		267.61	267.61				(72.08)
	06/01/2020	06/01/2020	Disposal	(0.51)		0.00		138.90	138.90				(37.41)
	06/01/2020	06/01/2020	Disposal	(0.00)		0.00		0.01	0.01				(0.01)
	06/01/2020	06/01/2020	Disposal	(0.35)		0.00		116.11	116.11				(45.80)
	06/01/2020	06/01/2020	Disposal	(0.15)		0.00		41.97	41.97				(11.30)
	14/01/2020	14/01/2020	Disposal	(0.50)		0.00		136.18	136.18				(24.24)
	14/01/2020	14/01/2020	Disposal	(0.36)		0.00		96.91	96.91				(17.25)

Compass Superfund CGT Register Report



As at 30 June 2020

Investment	Transaction Date	Contract Date	CGT Transaction Type	Units	Cost Base	Cost Base Adj Tax Def	Cost Base Adj Tax Free	Reduced Cost Base	Adjusted Cost Base	Net Other Capital Gain	Net Indexed Gain	Gross Discounted Gain	CGT Loss
Cryptocurrency													
	14/01/2020	14/01/2020	Disposal	(0.14)		0.00		37.53	37.53				(5.25)
	24/01/2020	24/01/2020	Disposal	(1.66)		0.00		432.47	432.47				(43.97)
	31/01/2020	31/01/2020	Disposal	(4.99)		0.00		1,128.36	1,128.36	188.62			
	31/01/2020	31/01/2020	Disposal	(0.01)		0.00		2.26	2.26	0.38			
	17/06/2020	17/06/2020	Purchase	1.50	520.04								
	26/06/2020	26/06/2020	Purchase	1.50	505.78								
LTC - LTC													
	17/06/2020	17/06/2020	Purchase	5.00	326.62								
OMG - OmiseGo													
	07/07/2019	07/07/2019	Purchase	15.00	51.36								
	29/01/2020	29/01/2020	Disposal	(15.00)		0.00		51.36	51.36				(33.11)
	30/01/2020	30/01/2020	Disposal	(0.00)		0.00		0.00	0.00				(0.00)

Compass Superfund Investment Income Report



As at 30 June 2020

Investment	Total Income	Franked	Unfranked	Interest/ Other	Franking Credits	Foreign Income	Foreign Credits * 1	Assessable Income (Excl. Capital Gains) * 2	TFN Credits	Other Deductions	Distributed Capital Gains	Non-Assessable Payments
Bank Accounts												
CBA Direct Investment Account 6889	191.32			191.32	0.00	0.00	0.00	191.32			0.00	0.00
	191.32			191.32	0.00	0.00	0.00	191.32			0.00	0.00
Managed Investments (Australian)												
SHARELO Sharelord Investor	179.43	163.77	11.62	3.37	77.00	0.13	0.04	255.93		0.00	0.00	0.54
SHARELO Sharelord Investor	47.64		48.74					48.74	1.10	0.00		
	227.07	163.77	60.36	3.37	77.00	0.13	0.04	304.67	1.10	0.00	0.00	0.54
	418.39	163.77	60.36	194.69	77.00	0.13	0.04	495.99	1.10	0.00	0.00	0.54

Assessable Income (Excl. Capital Gains) **495.99**

Net Capital Gain **0.00**

Total Assessable Income 495.99

* 1 Includes foreign credits from foreign capital gains.

* 2 Assessable Income in the SMSF Annual Return will be different as capital gains and losses from disposals of assets have not been included.

For a breakdown of Distributed Capital Gains and Non-Assessable Payments refer to Distributions Reconciliation Report.

Compass Superfund Realised Capital Gains Report



For The Period 01 July 2019 - 30 June 2020

Investment		Accounting Treatment				Tax Treatment						
Purchase Contract Date	Disposal Contract Date	Units	Cost	Proceeds	Accounting Profit/(Loss)	Adjusted Cost Base	Reduced Cost Base	Indexed Cost Base	Indexed Gains	Discounted Gains (Gross)	Other Gains	Capital Loss
Cryptocurrency												
BITC - Bitcoin												
09/07/2019	11/07/2019	0.10	1,788.90	1,639.46	(149.44)	1,788.90	1,788.90	0.00	0.00	0.00	0.00	(149.44)
11/07/2019	02/08/2019	0.10	1,634.50	1,482.08	(152.42)	1,634.50	1,634.50	0.00	0.00	0.00	0.00	(152.42)
11/07/2019	03/08/2019	0.01	145.54	135.85	(9.69)	145.54	145.54	0.00	0.00	0.00	0.00	(9.69)
11/07/2019	03/08/2019	0.08	1,426.71	1,331.86	(94.84)	1,426.71	1,426.71	0.00	0.00	0.00	0.00	(94.84)
11/07/2019	03/08/2019	0.00	11.49	11.01	(0.48)	11.49	11.49	0.00	0.00	0.00	0.00	(0.48)
14/07/2019	03/08/2019	0.01	96.23	98.35	2.11	96.23	96.23	0.00	0.00	0.00	2.11	0.00
14/07/2019	03/08/2019	0.02	339.30	344.57	5.27	339.30	339.30	0.00	0.00	0.00	5.27	0.00
14/07/2019	03/08/2019	0.08	1,203.88	1,222.56	18.68	1,203.88	1,203.88	0.00	0.00	0.00	18.68	0.00
14/07/2019	06/08/2019	0.00	0.02	0.02	0.00	0.02	0.02	0.00	0.00	0.00	0.00	0.00
15/07/2019	06/08/2019	0.10	1,446.68	1,790.49	343.82	1,446.68	1,446.68	0.00	0.00	0.00	343.82	0.00
15/07/2019	05/11/2019	0.00	0.01	0.01	0.00	0.01	0.01	0.00	0.00	0.00	0.00	0.00
29/08/2019	05/11/2019	0.05	723.34	681.56	(41.78)	723.34	723.34	0.00	0.00	0.00	0.00	(41.78)
03/09/2019	27/11/2019	0.08	1,220.52	822.58	(397.94)	1,220.52	1,220.52	0.00	0.00	0.00	0.00	(397.94)
29/08/2019	27/11/2019	0.05	723.36	527.31	(196.05)	723.36	723.36	0.00	0.00	0.00	0.00	(196.05)
03/09/2019	27/11/2019	0.06	938.89	630.32	(308.57)	938.89	938.89	0.00	0.00	0.00	0.00	(308.57)
03/09/2019	27/11/2019	0.04	625.89	420.20	(205.70)	625.89	625.89	0.00	0.00	0.00	0.00	(205.70)
03/09/2019	27/11/2019	0.02	344.27	228.65	(115.61)	344.27	344.27	0.00	0.00	0.00	0.00	(115.61)
03/09/2019	27/11/2019	0.14	2,158.02	1,434.21	(723.81)	2,158.02	2,158.02	0.00	0.00	0.00	0.00	(723.81)
03/09/2019	27/11/2019	0.01	187.32	125.06	(62.27)	187.32	187.32	0.00	0.00	0.00	0.00	(62.27)
03/09/2019	27/11/2019	0.10	1,634.58	1,091.24	(543.34)	1,634.58	1,634.58	0.00	0.00	0.00	0.00	(543.34)
03/09/2019	27/11/2019	0.02	357.52	238.67	(118.85)	357.52	357.52	0.00	0.00	0.00	0.00	(118.85)
03/09/2019	20/01/2020	0.05	778.37	629.83	(148.54)	778.37	778.37	0.00	0.00	0.00	0.00	(148.54)

Compass Superfund Realised Capital Gains Report



For The Period 01 July 2019 - 30 June 2020

Investment		Accounting Treatment				Tax Treatment						
Purchase Contract Date	Disposal Contract Date	Units	Cost	Proceeds	Accounting Profit/(Loss)	Adjusted Cost Base	Reduced Cost Base	Indexed Cost Base	Indexed Gains	Discounted Gains (Gross)	Other Gains	Capital Loss
Cryptocurrency												
03/09/2019	24/01/2020	0.01	140.12	109.76	(30.37)	140.12	140.12	0.00	0.00	0.00	0.00	(30.37)
03/09/2019	24/01/2020	0.02	382.40	299.52	(82.87)	382.40	382.40	0.00	0.00	0.00	0.00	(82.87)
03/09/2019	24/01/2020	0.04	567.20	442.25	(124.95)	567.20	567.20	0.00	0.00	0.00	0.00	(124.95)
03/09/2019	29/01/2020	0.04	622.70	548.84	(73.86)	622.70	622.70	0.00	0.00	0.00	0.00	(73.86)
03/09/2019	06/04/2020	0.00	0.02	0.01	0.00	0.02	0.02	0.00	0.00	0.00	0.00	0.00
01/04/2020	06/04/2020	0.10	1,035.14	1,164.14	129.00	1,035.14	1,035.14	0.00	0.00	0.00	129.00	0.00
		1.34	20,532.92	17,450.41	(3,082.50)	20,532.92	20,532.92	0.00	0.00	0.00	498.88	(3,581.38)
ETH - Ethereum- ETH												
09/07/2019	09/09/2019	1.00	454.13	457.70	3.57	454.13	454.13	0.00	0.00	0.00	3.57	0.00
09/07/2019	27/12/2019	2.00	908.26	378.10	(530.16)	908.26	908.26	0.00	0.00	0.00	0.00	(530.16)
09/07/2019	30/12/2019	0.67	303.17	129.95	(173.22)	303.17	303.17	0.00	0.00	0.00	0.00	(173.22)
09/07/2019	30/12/2019	0.50	228.06	97.44	(130.63)	228.06	228.06	0.00	0.00	0.00	0.00	(130.63)
09/07/2019	30/12/2019	2.17	983.73	421.56	(562.17)	983.73	983.73	0.00	0.00	0.00	0.00	(562.17)
09/07/2019	30/12/2019	0.59	267.08	114.48	(152.60)	267.08	267.08	0.00	0.00	0.00	0.00	(152.60)
09/07/2019	30/12/2019	1.07	482.24	206.71	(275.54)	482.24	482.24	0.00	0.00	0.00	0.00	(275.54)
15/07/2019	06/01/2020	0.00	0.01	0.00	(0.01)	0.01	0.01	0.00	0.00	0.00	0.00	(0.01)
15/07/2019	06/01/2020	0.35	116.11	70.31	(45.80)	116.11	116.11	0.00	0.00	0.00	0.00	(45.80)
14/11/2019	06/01/2020	0.15	41.97	30.67	(11.30)	41.97	41.97	0.00	0.00	0.00	0.00	(11.30)
14/11/2019	06/01/2020	0.98	267.61	195.53	(72.08)	267.61	267.61	0.00	0.00	0.00	0.00	(72.08)
14/11/2019	06/01/2020	0.51	138.90	101.49	(37.41)	138.90	138.90	0.00	0.00	0.00	0.00	(37.41)
14/11/2019	14/01/2020	0.50	136.18	111.94	(24.24)	136.18	136.18	0.00	0.00	0.00	0.00	(24.24)
14/11/2019	14/01/2020	0.36	96.91	79.66	(17.25)	96.91	96.91	0.00	0.00	0.00	0.00	(17.25)

Realised Capital Gains Report

For The Period 01 July 2019 - 30 June 2020

Investment		Accounting Treatment				Tax Treatment						
Purchase Contract Date	Disposal Contract Date	Units	Cost	Proceeds	Accounting Profit/(Loss)	Adjusted Cost Base	Reduced Cost Base	Indexed Cost Base	Indexed Gains	Discounted Gains (Gross)	Other Gains	Capital Loss
Cryptocurrency												
18/11/2019	14/01/2020	0.14	37.53	32.28	(5.25)	37.53	37.53	0.00	0.00	0.00	0.00	(5.25)
18/11/2019	24/01/2020	1.66	432.47	388.50	(43.97)	432.47	432.47	0.00	0.00	0.00	0.00	(43.97)
22/11/2019	31/01/2020	0.01	2.26	2.64	0.38	2.26	2.26	0.00	0.00	0.00	0.38	0.00
22/11/2019	31/01/2020	4.99	1,128.36	1,316.98	188.62	1,128.36	1,128.36	0.00	0.00	0.00	188.62	0.00
		17.66	6,024.98	4,135.94	(1,889.06)	6,024.98	6,024.98	0.00	0.00	0.00	192.57	(2,081.63)
OMG - OmiseGo												
07/07/2019	29/01/2020	15.00	51.36	18.25	(33.11)	51.36	51.36	0.00	0.00	0.00	0.00	(33.11)
07/07/2019	30/01/2020	0.00	0.00	0.00	0.00	0.00	0.00	0.00	0.00	0.00	0.00	0.00
		15.00	51.36	18.25	(33.11)	51.36	51.36	0.00	0.00	0.00	0.00	(33.11)
REP - Augur (REP)												
09/07/2019	08/01/2020	5.00	102.01	109.45	7.44	102.01	102.01	0.00	0.00	0.00	7.44	0.00
		5.00	102.01	109.45	7.44	102.01	102.01	0.00	0.00	0.00	7.44	0.00
XRP - XRP												
09/07/2019	29/12/2019	175.00	99.90	48.75	(51.15)	99.90	99.90	0.00	0.00	0.00	0.00	(51.15)
		175.00	99.90	48.75	(51.15)	99.90	99.90	0.00	0.00	0.00	0.00	(51.15)
ZRX - 0x (ZRX)												
08/07/2019	12/01/2020	120.00	50.10	39.40	(10.70)	50.10	50.10	0.00	0.00	0.00	0.00	(10.70)
		120.00	50.10	39.40	(10.70)	50.10	50.10	0.00	0.00	0.00	0.00	(10.70)
		334.00	26,861.27	21,802.20	(5,059.08)	26,861.27	26,861.27	0.00	0.00	0.00	698.89	(5,757.97)
Managed Investments (Australian)												

Compass Superfund

Realised Capital Gains Report

For The Period 01 July 2019 - 30 June 2020



Investment		Accounting Treatment				Tax Treatment						
Purchase Contract Date	Disposal Contract Date	Units	Cost	Proceeds	Accounting Profit/(Loss)	Adjusted Cost Base	Reduced Cost Base	Indexed Cost Base	Indexed Gains	Discounted Gains (Gross)	Other Gains	Capital Loss
Managed Investments (Australian)												
SHARELO - Sharelord Investor												
		0.00	0.00	0.00	0.00	0.00	0.00	0.00	0.00	0.00	5,085.62	0.00
		0.00	0.00	0.00	0.00	0.00	0.00	0.00	0.00	0.00	5,085.62	0.00
		0.00	0.00	0.00	0.00	0.00	0.00	0.00	0.00	0.00	5,085.62	0.00
		334.00	26,861.27	21,802.20	(5,059.08)	26,861.27	26,861.27	0.00	0.00	0.00	5,784.51	(5,757.97)

Compass Superfund

Unrealised Capital Gains Report

As at 30 June 2020



Investment	Units	Cost	Tax Deferred /Depreciation	CGT Cost Base	Market Value	Projected Profit /Loss	Taxable Profit Indexation	Taxable Profit Discounted	Taxable Profit Notional
Cryptocurrency									
BITC - Bitcoin	0.10	1,300.49	0.00	1,300.49	1,274.2021	(26.29)	0.00	0.00	0.00
ETH - Ethereum- ETH	3.00	1,025.85	0.00	1,025.85	980.0400	(45.81)	0.00	0.00	0.00
LTC - LTC	5.00	326.62	0.00	326.62	297.1500	(29.47)	0.00	0.00	0.00
ZRX - 0x (ZRX)	105.00	50.65	0.00	50.65	51.0898	0.44	0.00	0.00	0.00
		2,703.61	0.00	2,703.61	2,602.4819	(101.13)	0.00	0.00	0.00
Loans to Associated Entities (In house loans) - Unitised									
In House_Compass SF - In House Loans- Compass SF	1.00	421.03	0.00	421.03	0.0000	(421.03)	0.00	0.00	0.00
		421.03	0.00	421.03	0.0000	(421.03)	0.00	0.00	0.00
Managed Investments (Australian)									
SHARELO - Sharelord Investor	1.00	68,882.34	0.54	68,881.80	41,922.9700	(26,958.83)	0.00	0.00	0.00
		68,882.34	0.54	68,881.80	41,922.9700	(26,958.83)	0.00	0.00	0.00
		72,006.98	0.54	72,006.44	44,525.4519	(27,480.99)	0.00	0.00	0.00

Memorandum of Resolutions of the Director(s) of

Astoday Pty Ltd ACN: 615996793

ATF Compass Superfund

FINANCIAL STATEMENTS OF SUPERANNUATION FUND:

It was resolved that the financial statements would be prepared as special purpose financial statements as, in the opinion of the trustee(s), the Superannuation Fund is a non-reporting entity and therefore is not required to comply with all Australian Accounting Standards.

It was further resolved that the financial statements and notes to the financial statements of the Superannuation Fund in respect of the year ended 30 June 2020 thereon be adopted.

TRUSTEE'S DECLARATION:

It was resolved that the trustee's declaration of the Superannuation Fund be signed.

ANNUAL RETURN:

Being satisfied that the Fund had complied with the requirements of the Superannuation Industry (Supervision) Act 1993 (SISA) and Regulations during the year ended 30 June 2020, it was resolved that the annual return be approved, signed and lodged with the Australian Taxation Office.

TRUST DEED:

It was resolved that the advice received from the Fund's legal adviser confirming that the fund's trust deed is consistent with all relevant superannuation and trust law.

INVESTMENT STRATEGY:

The allocation of the Fund's assets and the Fund's investment performance over the financial year were reviewed and found to be within the acceptable ranges outlined in the investment strategy. After considering the risk, rate of return, diversification and liquidity of the investments and the ability of the Fund to discharge its existing liabilities, it was resolved that the investment strategy continues to reflect the purposes and circumstances of the Fund and its members. Accordingly, no changes in the investment strategy were required.

INVESTMENT – PERSONAL USE:

It was confirmed that no investments or assets were used by the member(s) for personal purposes.

INSURANCE COVER:

The trustee(s) reviewed the current life and total and permanent disability insurance coverage on offer to the members and resolved that the current insurance arrangements were appropriate for the Fund.

ALLOCATION OF INCOME:

It was resolved that the income of the Fund would be allocated to the members based on their average daily balance (an alternative allocation basis may be percentage of opening balance).

INVESTMENT ACQUISITIONS:

It was resolved to ratify the investment acquisitions throughout the financial year ended 30 June 2020.

INVESTMENT DISPOSALS:

It was resolved to ratify the investment disposals throughout the financial year ended 30 June 2020.

AUDITORS:

It was resolved that

Anthony Boys

of

PO Box 3376, RUNDLE MALL, South Australia 5000

act as auditors of the Fund for the next financial year.

Memorandum of Resolutions of the Director(s) of

Astoday Pty Ltd ACN: 615996793

ATF Compass Superfund

TAX AGENTS:

It was resolved that

Mora Wealth Accountants Pty Ltd

act as tax agents of the Fund for the next financial year.

TRUSTEE STATUS:

Each of the trustee(s) confirmed that they are qualified to act as trustee(s) of the Fund and that they are not disqualified persons as defined by s 120 of the SISA.

CONTRIBUTIONS RECEIVED:

It was resolved that the contributions during the year be allocated to members on the basis of the schedule provided by the principal Fund employer.

ACCEPTANCE OF ROLLOVERS:

The trustee has ensured that any rollover made to the Fund, meets the requirements of the Fund's deed and does not breach the superannuation laws in relation to:

1. making rollover between Funds; and,
2. breaching the Fund or the member investment strategy.

The trustee has reviewed the rollover and received advice that the rollover is in accordance with the Trust Deed and the rules of the Fund and the superannuation laws. As such the trustee has resolved to accept the rollover on behalf of the member.

PAYMENT OF BENEFITS:

The trustee has ensured that any payment of benefits made from the Fund, meets the requirements of the Fund's deed and does not breach the superannuation laws in relation to:

1. making payments to members; and,
2. breaching the Fund or the member investment strategy.

The trustee has reviewed the payment of the benefit and received advice that the transfer is in accordance with the Deed and the superannuation laws. As such the trustee has resolved to allow the payment of the benefits on behalf of the member.

CLOSURE:

Signed as a true record –

.....

Sally Richards

/ /

Compass Superfund
Trial Balance



As at 30 June 2020

Last Year	Code	Account Name	Units	Debits \$	Credits \$
	23800	Distributions Received			
0.00	23800/SHARELO	Sharelord Investor			179.43
	23900	Dividends Received			
(736.38)	23900/SHARELO	Sharelord Investor			47.64
	24200	Contributions			
(3,307.80)	24200/RICSAL00001A	(Contributions) Richards, Sally - Accumulation			
(3,332.82)	24700	Changes in Market Values of Investments			908.42
	25000	Interest Received			
	25000/CBA10696889	CBA Direct Investment Account 6889			191.32
	26700	Other Income			0.01
	28500	Transfers In			
	28500/RICSAL00001A	(Transfers In) Richards, Sally - Accumulation			55,000.00
	30100	Accountancy Fees		1,705.00	
	30400	ATO Supervisory Levy		259.00	
	30700	Auditor's Remuneration		660.00	
53.00	30800	ASIC Fees		54.00	
	30900	Advisor Fees		898.00	
49.94	31500	Bank Charges		49.95	
	37500	Investment Expenses			
	37500/6201454011	Investment Expenses		463.50	
997.00	37500/SHARELO	Sharelord Investor			
19.93	37900	Interest Paid		0.03	
	38200	Fines		80.00	
396.64	48500	Income Tax Expense			78.10
5,860.49	49000	Profit/Loss Allocation Account		52,235.44	
	50010	Opening Balance			
(77,299.34)	50010/RICSAL00001A	(Opening Balance) Richards, Sally - Accumulation			83,159.83
	52420	Contributions			
(3,307.80)	52420/RICSAL00001A	(Contributions) Richards, Sally - Accumulation			0.00

Compass Superfund
Trial Balance



As at 30 June 2020

Last Year	Code	Account Name	Units	Debits \$	Credits \$
	52850	Transfers In			
0.00	52850/RICSAL00001A	(Transfers In) Richards, Sally - Accumulation			55,000.00
	53100	Share of Profit/(Loss)			
(2,998.79)	53100/RICSAL00001A	(Share of Profit/(Loss)) Richards, Sally - Accumulation		2,764.56	
	53330	Income Tax			
(50.07)	53330/RICSAL00001A	(Income Tax) Richards, Sally - Accumulation			0.00
	53800	Contributions Tax			
496.17	53800/RICSAL00001A	(Contributions Tax) Richards, Sally - Accumulation			0.00
	60400	Bank Accounts			
54,822.26	60400/CBA10696889	CBA Direct Investment Account 6889		84,059.91	
0.00	60400/Indepen	Independent Reserve		6,296.43	
10,500.00	68000	Sundry Debtors			0.00
	70040	Cryptocurrency			
	70040/BITC	Bitcoin	0.0960	1,274.19	
0.00	70040/ETH	Ethereum- ETH	3.0000	980.04	
0.00	70040/LTC	LTC	5.0000	297.15	
	70040/ZRX	0x (ZRX)	105.0000	51.09	
	74250	Loans to Associated Entities (In house loans) - Unitised			
	74250/In House_Compass SF	In House Loans- Compass SF	1.0000	421.03	
	74700	Managed Investments (Australian)			
19,104.21	74700/SHARELO	Sharelord Investor	1.0000	41,922.97	
(1,266.64)	85000	Income Tax Payable/Refundable		92.46	
				194,564.75	194,564.75

Current Year Profit/(Loss): 52,157.34

Signature as prescribed in tax return

Self-managed superannuation fund annual return 2020

Who should complete this annual return?

Only self-managed superannuation funds (SMSFs) can complete this annual return. All other funds must complete the *Fund income tax return 2020* (NAT 71287).

- ❗ The *Self-managed superannuation fund annual return instructions 2020* (NAT 71606) (the instructions) can assist you to complete this annual return.
- ⊖ The SMSF annual return cannot be used to notify us of a change in fund membership. You must update fund details via ABR.gov.au or complete the Change of details for superannuation entities form (NAT 3036).

To complete this annual return

- Print clearly, using a BLACK pen only.
- Use BLOCK LETTERS and print one character per box.

S	M	I	T	H		S	T				
---	---	---	---	---	--	---	---	--	--	--	--
- Place in ALL applicable boxes.

- Postal address for annual returns:

Australian Taxation Office
GPO Box 9845
[insert the name and postcode
of your capital city]

For example;

Australian Taxation Office
GPO Box 9845
SYDNEY NSW 2001

Section A: Fund information

1 Tax file number (TFN)

- To assist processing, write the fund's TFN at the top of pages 3, 5, 7 and 9.

- ❗ The ATO is authorised by law to request your TFN. You are not obliged to quote your TFN but not quoting it could increase the chance of delay or error in processing your annual return. See the Privacy note in the Declaration.

2 Name of self-managed superannuation fund (SMSF)

Compass Superfund

3 Australian business number (ABN) (if applicable)

4 Current postal address

17 Hokin Street

Suburb/town

WILLAGEE

State/territory

WA

Postcode

6156

5 Annual return status

Is this an amendment to the SMSF's 2020 return?

A No Yes

Is this the first required return for a newly registered SMSF?

B No Yes

Signature as prescribed in tax return

Tax File Number

Provided

6 SMSF auditor

Auditor's name

Title: Mr Mrs Miss Ms Other

Family name

Boys

First given name

Anthony

Other given names

William

SMSF Auditor Number

100014140

Auditor's phone number

61410712708

Postal address

PO Box 3376

Suburb/town

RUNDLE MALL

State/territory

SA

Postcode

5000

Date audit was completed

A

Day

28

Month

06

Year

2021

Was Part A of the audit report qualified?

B

No

Yes

Was Part B of the audit report qualified?

C

No

Yes

If Part B of the audit report was qualified,
have the reported issues been rectified?

D

No

Yes

7 Electronic funds transfer (EFT)

We need your self-managed super fund's financial institution details to pay any super payments and tax refunds owing to you.

A Fund's financial institution account details

This account is used for super contributions and rollovers. Do not provide a tax agent account here.

Fund BSB number

066163

Fund account number

10696889

Fund account name

Compass Superfund

I would like my tax refunds made to this account. Go to C.**B Financial institution account details for tax refunds**

This account is used for tax refunds. You can provide a tax agent account here.

BSB number

Account number

Account name

C Electronic service address aliasProvide the electronic service address alias (ESA) issued by your SMSF messaging provider.
(For example, SMSFdataESAAlias). See instructions for more information.

Signature as prescribed in tax return

Tax File Number

Provided

- 8 Status of SMSF** Australian superannuation fund **A** No Yes Fund benefit structure **B** **A** Code
- Does the fund trust deed allow acceptance of the Government's Super Co-contribution and Low Income Super Amounts? **C** No Yes

9 Was the fund wound up during the income year?

No Yes If yes, provide the date on which the fund was wound up / / Have all tax lodgment and payment obligations been met? No Yes

10 Exempt current pension income

Did the fund pay retirement phase superannuation income stream benefits to one or more members in the income year?

To claim a tax exemption for current pension income, you must pay at least the minimum benefit payment under the law. Record exempt current pension income at Label **A**.

No Go to Section B: Income.

Yes Exempt current pension income amount **A** \$

Which method did you use to calculate your exempt current pension income?

Segregated assets method **B**

Unsegregated assets method **C** Was an actuarial certificate obtained? **D** Yes

Did the fund have any other income that was assessable?

E Yes Go to Section B: Income.

No Choosing 'No' means that you do not have any assessable income, including no-TFN quoted contributions. Go to Section C: Deductions and non-deductible expenses. (Do **not** complete Section B: Income.)

If you are entitled to claim any tax offsets, you can list these at Section D: Income tax calculation statement.

Signature as prescribed in tax return

Tax File Number

Section B: Income

Do not complete this section if all superannuation interests in the SMSF were supporting superannuation income streams in the retirement phase for the **entire year**, there was **no** other income that was assessable, and you **have not** realised a deferred notional gain. If you are entitled to claim any tax offsets, you can record these at Section D: Income tax calculation statement.

11 Income

Did you have a capital gains tax (CGT) event during the year?

G No Yes

If the total capital loss or total capital gain is greater than \$10,000 or you elected to use the transitional CGT relief in 2017 and the deferred notional gain has been realised, complete and attach a *Capital gains tax (CGT) schedule 2020*.

Have you applied an exemption or rollover?

M No Yes Code

Net capital gain **A** \$

Gross rent and other leasing and hiring income **B** \$

Gross interest **C** \$

Forestry managed investment scheme income **X** \$

Gross foreign income **D1** \$ Net foreign income **D** \$ Loss

Australian franking credits from a New Zealand company **E** \$

Transfers from foreign funds **F** \$ Number

Gross payments where ABN not quoted **H** \$

Calculation of assessable contributions
Assessable employer contributions

R1 \$

plus Assessable personal contributions **R2** \$

plus ****No-TFN-quoted contributions**
R3 \$
(an amount must be included even if it is zero)

less Transfer of liability to life insurance company or PST **R6** \$

Gross distribution from partnerships **I** \$ Loss

*Unfranked dividend amount **J** \$

*Franked dividend amount **K** \$

*Dividend franking credit **L** \$

*Gross trust distributions **M** \$ Code

Assessable contributions
R1 plus R2 plus R3 less R6
R \$

Calculation of non-arm's length income

*Net non-arm's length private company dividends **U1** \$

plus *Net non-arm's length trust distributions **U2** \$

plus *Net other non-arm's length income **U3** \$

*Other income **S** \$ Code

*Assessable income due to changed tax status of fund **T** \$

Net non-arm's length income
(subject to 45% tax rate)
U1 plus U2 plus U3
U \$

#This is a mandatory label.
*If an amount is entered at this label, check the instructions to ensure the correct tax treatment has been applied.

GROSS INCOME **W** \$ Loss
(Sum of labels A to U)

Exempt current pension income **Y** \$

TOTAL ASSESSABLE INCOME **V** \$ Loss
(W less Y)

Signature as prescribed in tax return

Tax File Number

Provided

Section C: Deductions and non-deductible expenses

12 Deductions and non-deductible expenses

Under 'Deductions' list all expenses and allowances you are entitled to claim a deduction for. Under 'Non-deductible expenses', list all other expenses or normally allowable deductions that you cannot claim as a deduction (for example, all expenses related to exempt current pension income should be recorded in the 'Non-deductible expenses' column).

	DEDUCTIONS		NON-DEDUCTIBLE EXPENSES
Interest expenses within Australia	A1 \$ <input style="width: 100%;" type="text"/>		A2 \$ <input style="width: 100%;" type="text"/>
Interest expenses overseas	B1 \$ <input style="width: 100%;" type="text"/>		B2 \$ <input style="width: 100%;" type="text"/>
Capital works expenditure	D1 \$ <input style="width: 100%;" type="text"/>		D2 \$ <input style="width: 100%;" type="text"/>
Decline in value of depreciating assets	E1 \$ <input style="width: 100%;" type="text"/>		E2 \$ <input style="width: 100%;" type="text"/>
Insurance premiums – members	F1 \$ <input style="width: 100%;" type="text"/>		F2 \$ <input style="width: 100%;" type="text"/>
SMSF auditor fee	H1 \$ <input style="width: 100%; text-align: right; value: 660;" type="text"/>		H2 \$ <input style="width: 100%;" type="text"/>
Investment expenses	I1 \$ <input style="width: 100%; text-align: right; value: 463;" type="text"/>		I2 \$ <input style="width: 100%;" type="text"/>
Management and administration expenses	J1 \$ <input style="width: 100%; text-align: right; value: 2,965;" type="text"/>		J2 \$ <input style="width: 100%;" type="text"/>
Forestry managed investment scheme expense	U1 \$ <input style="width: 100%;" type="text"/>		U2 \$ <input style="width: 100%;" type="text"/>
Other amounts	L1 \$ <input style="width: 100%;" type="text"/>	<small>Code</small> <input style="width: 20px; height: 20px;" type="text"/>	L2 \$ <input style="width: 100%;" type="text"/>
Tax losses deducted	M1 \$ <input style="width: 100%;" type="text"/>		

TOTAL DEDUCTIONS
N \$ <input style="width: 80%; text-align: right; value: 4,088;" type="text"/>
<small>(Total A1 to M1)</small>

TOTAL NON-DEDUCTIBLE EXPENSES
Y \$ <input style="width: 80%;" type="text"/>
<small>(Total A2 to L2)</small>

#TAXABLE INCOME OR LOSS	<small>Loss</small>
O \$ <input style="width: 80%; text-align: right; value: 3,594;" type="text"/>	<input style="width: 20px; height: 20px; text-align: center; value: L;" type="text"/>
<small>(TOTAL ASSESSABLE INCOME less TOTAL DEDUCTIONS)</small>	

TOTAL SMSF EXPENSES
Z \$ <input style="width: 80%; text-align: right; value: 4,088;" type="text"/>
<small>(N plus Y)</small>

#This is a mandatory label.

Signature as prescribed in tax return

Tax File Number

Provided

Section D: Income tax calculation statement

#Important:

Section B label **R3**, Section C label **O** and Section D labels **A, T1, J, T5** and **I** are mandatory. If you leave these labels blank, you will have specified a zero amount.

13 Calculation statement

Please refer to the *Self-managed superannuation fund annual return instructions 2020* on how to complete the calculation statement.

#Taxable income	A \$	<input type="text" value="0"/>	(an amount must be included even if it is zero)
#Tax on taxable income	T1 \$	<input type="text" value="0.00"/>	(an amount must be included even if it is zero)
#Tax on no-TFN-quoted contributions	J \$	<input type="text" value="0.00"/>	(an amount must be included even if it is zero)
Gross tax	B \$	<input type="text" value="0.00"/>	(T1 plus J)

Foreign income tax offset	C1 \$	<input type="text" value="0.04"/>	
Rebates and tax offsets	C2 \$	<input type="text"/>	
Non-refundable non-carry forward tax offsets	C \$	<input type="text" value="0.04"/>	(C1 plus C2)

SUBTOTAL 1

T2 \$

(B less C – cannot be less than zero)

Early stage venture capital limited partnership tax offset	D1 \$	<input type="text" value="0.00"/>
Early stage venture capital limited partnership tax offset carried forward from previous year	D2 \$	<input type="text" value="0.00"/>
Early stage investor tax offset	D3 \$	<input type="text" value="0.00"/>
Early stage investor tax offset carried forward from previous year	D4 \$	<input type="text" value="0.00"/>

Non-refundable carry forward tax offsets

D \$

(D1 plus D2 plus D3 plus D4)

SUBTOTAL 2

T3 \$

(T2 less D – cannot be less than zero)

Complying fund's franking credits tax offset	E1 \$	<input type="text" value="77.00"/>	
No-TFN tax offset	E2 \$	<input type="text"/>	
National rental affordability scheme tax offset	E3 \$	<input type="text"/>	
Exploration credit tax offset	E4 \$	<input type="text" value="0.00"/>	
Refundable tax offsets	E \$	<input type="text" value="77.00"/>	(E1 plus E2 plus E3 plus E4)

#TAX PAYABLE T5 \$

(T3 less E – cannot be less than zero)

Section 102AAM interest charge

G \$

Signature as prescribed in tax return

Tax File Number

Credit for interest on early payments – amount of interest	
H1 \$	<input type="text"/>
Credit for tax withheld – foreign resident withholding (excluding capital gains)	
H2 \$	<input type="text"/>
Credit for tax withheld – where ABN or TFN not quoted (non-individual)	
H3 \$	<input type="text" value="1.10"/>
Credit for TFN amounts withheld from payments from closely held trusts	
H5 \$	<input type="text" value="0.00"/>
Credit for interest on no-TFN tax offset	
H6 \$	<input type="text"/>
Credit for foreign resident capital gains withholding amounts	
H8 \$	<input type="text" value="0.00"/>
Eligible credits	
H \$	<input type="text" value="1.10"/>
<small>(H1 plus H2 plus H3 plus H5 plus H6 plus H8)</small>	

*Tax offset refunds <small>(Remainder of refundable tax offsets)</small>	I \$	<input type="text" value="77.00"/>
<small>(unused amount from label E – an amount must be included even if it is zero)</small>		

PAYG instalments raised

K \$

Supervisory levy

L \$

Supervisory levy adjustment for wound up funds

M \$

Supervisory levy adjustment for new funds

N \$

\$180.90 – \$259 = \$78.10

AMOUNT DUE OR REFUNDABLE <small>A positive amount at S is what you owe, while a negative amount is refundable to you.</small>	S \$	<input type="text" value="180.90"/>
<small>(T5 plus G less H less I less K plus L less M plus N)</small>		

#This is a mandatory label.

Section E: Losses

14 Losses

! If total loss is greater than \$100,000, complete and attach a Losses schedule 2020.

Tax losses carried forward to later income years **U \$**

Net capital losses carried forward to later income years **V \$**

Signature as prescribed in tax return

Tax File Number

Section F: Member information

MEMBER 1

Title: Mr Mrs Miss Ms Other

Family name

First given name Other given names

Member's TFN See the Privacy note in the Declaration. Date of birth

Contributions

I Refer to instructions for completing these labels.

- Employer contributions **A** \$
- ABN of principal employer **A1**
- Personal contributions **B** \$
- CGT small business retirement exemption **C** \$
- CGT small business 15-year exemption amount **D** \$
- Personal injury election **E** \$
- Spouse and child contributions **F** \$
- Other third party contributions **G** \$

- Proceeds from primary residence disposal **H** \$
- Receipt date **H1** Day / Month / Year
- Assessable foreign superannuation fund amount **I** \$
- Non-assessable foreign superannuation fund amount **J** \$
- Transfer from reserve: assessable amount **K** \$
- Transfer from reserve: non-assessable amount **L** \$
- Contributions from non-complying funds and previously non-complying funds **T** \$
- Any other contributions (including Super Co-contributions and Low Income Super Amounts) **M** \$

TOTAL CONTRIBUTIONS N \$ (Sum of labels **A** to **M**)

Other transactions

- Accumulation phase account balance **S1** \$
- Retirement phase account balance – Non CDBIS **S2** \$
- Retirement phase account balance – CDBIS **S3** \$

- Allocated earnings or losses **O** \$
- Inward rollovers and transfers **P** \$
- Outward rollovers and transfers **Q** \$
- Lump Sum payments **R1** \$
- Income stream payments **R2** \$

TRIS Count **CLOSING ACCOUNT BALANCE S** \$ (**S1** plus **S2** plus **S3**)

- Accumulation phase value **X1** \$
- Retirement phase value **X2** \$
- Outstanding limited recourse borrowing arrangement amount **Y** \$

Signature as prescribed in tax return

Tax File Number

Provided

Section H: **Assets and liabilities**

15 ASSETS

15a Australian managed investments

Listed trusts **A** \$

Unlisted trusts **B** \$

Insurance policy **C** \$

Other managed investments **D** \$

15b Australian direct investments

Cash and term deposits **E** \$

Limited recourse borrowing arrangements

Australian residential real property

J1 \$

Australian non-residential real property

J2 \$

Overseas real property

J3 \$

Australian shares

J4 \$

Overseas shares

J5 \$

Other

J6 \$

Property count

J7

Debt securities **F** \$

Loans **G** \$

Listed shares **H** \$

Unlisted shares **I** \$

Limited recourse borrowing arrangements **J** \$

Non-residential real property **K** \$

Residential real property **L** \$

Collectables and personal use assets **M** \$

Other assets **O** \$

15c Other investments

Crypto-Currency **N** \$

15d Overseas direct investments

Overseas shares **P** \$

Overseas non-residential real property **Q** \$

Overseas residential real property **R** \$

Overseas managed investments **S** \$

Other overseas assets **T** \$

TOTAL AUSTRALIAN AND OVERSEAS ASSETS U \$
(Sum of labels **A** to **T**)

15e In-house assets

Did the fund have a loan to, lease to or investment in, related parties (known as in-house assets) at the end of the income year?

A No Yes

\$

Signature as prescribed in tax return

Tax File Number

15f Limited recourse borrowing arrangements

If the fund had an LRBA were the LRBA borrowings from a licensed financial institution? **A** No Yes

Did the members or related parties of the fund use personal guarantees or other security for the LRBA? **B** No Yes

16 LIABILITIES

Borrowings for limited recourse borrowing arrangements V1 \$ <input type="text"/>		
Permissible temporary borrowings V2 \$ <input type="text"/>		
Other borrowings V3 \$ <input type="text"/>		
		Borrowings V \$ <input type="text"/>
		Total member closing account balances (total of all CLOSING ACCOUNT BALANCES from Sections F and G) W \$ <input type="text" value="135,394"/>
		Reserve accounts X \$ <input type="text"/>
		Other liabilities Y \$ <input type="text"/>
		TOTAL LIABILITIES Z \$ <input type="text" value="135,394"/>

Section I: Taxation of financial arrangements

17 Taxation of financial arrangements (TOFA)

Total TOFA gains **H** \$

Total TOFA losses **I** \$

Section J: Other information

Family trust election status

If the trust or fund has made, or is making, a family trust election, write the four-digit **income year specified** of the election (for example, for the 2019-20 income year, write **2020**). **A**

If revoking or varying a family trust election, print **R** for revoke or print **V** for variation, and complete and attach the *Family trust election, revocation or variation 2020*. **B**

Interposed entity election status

If the trust or fund has an existing election, write the earliest income year specified. If the trust or fund is making one or more elections this year, write the earliest income year being specified and complete an *Interposed entity election or revocation 2020* for each election. **C**

If revoking an interposed entity election, print **R**, and complete and attach the *Interposed entity election or revocation 2020*. **D**

Signature as prescribed in tax return

Tax File Number

Provided

100017996MS

Section K: Declarations

Penalties may be imposed for false or misleading information in addition to penalties relating to any tax shortfalls.

Important

Before making this declaration check to ensure that all income has been disclosed and the annual return, all attached schedules and any additional documents are true and correct in every detail. If you leave labels blank, you will have specified a zero amount or the label was not applicable to you. If you are in doubt about any aspect of the annual return, place all the facts before the ATO.

Privacy

The ATO is authorised by the Taxation Administration Act 1953 to request the provision of tax file numbers (TFNs). We will use the TFN to identify the entity in our records. It is not an offence not to provide the TFN. However if you do not provide the TFN, the processing of this form may be delayed.

Taxation law authorises the ATO to collect information and disclose it to other government agencies. For information about your privacy go to ato.gov.au/privacy

TRUSTEE'S OR DIRECTOR'S DECLARATION:

I declare that, the current trustees and directors have authorised this annual return and it is documented as such in the SMSF's records. I have received a copy of the audit report and are aware of any matters raised therein. The information on this annual return, including any attached schedules and additional documentation is true and correct.

Authorised trustee's, director's or public officer's signature

Date / /

Preferred trustee or director contact details:

Title: Mr Mrs Miss Ms Other

Family name

First given name

Other given names

Phone number

Email address

Non-individual trustee name (if applicable)

ABN of non-individual trustee

Time taken to prepare and complete this annual return Hrs

! The Commissioner of Taxation, as Registrar of the Australian Business Register, may use the ABN and business details which you provide on this annual return to maintain the integrity of the register. For further information, refer to the instructions.

TAX AGENT'S DECLARATION:

I declare that the Self-managed superannuation fund annual return 2020 has been prepared in accordance with information provided by the trustees, that the trustees have given me a declaration stating that the information provided to me is true and correct, and that the trustees have authorised me to lodge this annual return.

Tax agent's signature

Date / /

Tax agent's contact details

Title: Mr Mrs Miss Ms Other

Family name

First given name

Other given names

Tax agent's practice

Tax agent's phone number

Reference number

Tax agent number

Capital gains tax (CGT) schedule

2020

When completing this form

- Print clearly, using a black or dark blue pen only.
 - Use BLOCK LETTERS and print one character in each box.
- | | | | | | | | | | | | | | | | | | | | |
|---|---|---|---|---|--|---|---|--|--|--|--|--|--|--|--|--|--|--|--|
| S | M | I | T | H | | S | T | | | | | | | | | | | | |
|---|---|---|---|---|--|---|---|--|--|--|--|--|--|--|--|--|--|--|--|
- Do not use correction fluid or covering stickers.
 - Sign next to any corrections with your **full signature** (not initials).

- Use in conjunction with company, trust, fund income tax return or the self-managed superannuation fund annual return.
- Refer to the *Guide to capital gains tax 2020* available on our website at ato.gov.au for instructions on how to complete this schedule.

Tax file number (TFN)

! We are authorised by law to request your TFN. You do not have to quote your TFN. However, if you don't it could increase the chance of delay or error in processing your form.

Australian business number (ABN)

Taxpayer's name

Compass Superfund

1 Current year capital gains and capital losses

	Capital gain	Capital loss
Shares in companies listed on an Australian securities exchange	A \$ <input style="width: 150px;" type="text"/>	K \$ <input style="width: 150px;" type="text"/>
Other shares	B \$ <input style="width: 150px;" type="text"/>	L \$ <input style="width: 150px;" type="text"/>
Units in unit trusts listed on an Australian securities exchange	C \$ <input style="width: 150px;" type="text"/>	M \$ <input style="width: 150px;" type="text"/>
Other units	D \$ <input style="width: 150px;" type="text"/>	N \$ <input style="width: 150px;" type="text"/>
Real estate situated in Australia	E \$ <input style="width: 150px;" type="text"/>	O \$ <input style="width: 150px;" type="text"/>
Other real estate	F \$ <input style="width: 150px;" type="text"/>	P \$ <input style="width: 150px;" type="text"/>
Amount of capital gains from a trust (including a managed fund)	G \$ <input style="width: 150px;" type="text" value="5,085"/>	
Collectables	H \$ <input style="width: 150px;" type="text"/>	Q \$ <input style="width: 150px;" type="text"/>
Other CGT assets and any other CGT events	I \$ <input style="width: 150px;" type="text" value="698"/>	R \$ <input style="width: 150px;" type="text" value="5,757"/>
Amount of capital gain previously deferred under transitional CGT relief for superannuation funds	S \$ <input style="width: 150px;" type="text" value="0"/>	
Total current year capital gains	J \$ <input style="width: 150px;" type="text" value="5,783"/>	

Add the amounts at labels **K** to **R** and write the total in item 2 label **A** – **Total current year capital losses**.

Signature as prescribed in tax return

Tax File Number

Provided

2 Capital lossesTotal current year capital losses **A \$** Total current year capital losses applied **B \$** Total prior year net capital losses applied **C \$** Total capital losses transferred in applied
(only for transfers involving a foreign bank branch or
permanent establishment of a foreign financial entity) **D \$** Total capital losses applied **E \$** Add amounts at **B**, **C** and **D**.**3 Unapplied net capital losses carried forward**Net capital losses from collectables carried forward to later income years **A \$** Other net capital losses carried forward to later income years **B \$** Add amounts at **A** and **B** and transfer the total
to label **V – Net capital losses carried forward
to later income years** on your tax return.**4 CGT discount**Total CGT discount applied **A \$** **5 CGT concessions for small business**Small business active asset reduction **A \$** Small business retirement exemption **B \$** Small business rollover **C \$** Total small business concessions applied **D \$** **6 Net capital gain**Net capital gain **A \$** **1J less 2E less 4A less 5D** (cannot be less than
zero). Transfer the amount at **A** to label **A – Net
capital gain** on your tax return.

Signature as prescribed in tax return

Tax File Number

7 Earnout arrangements

Are you a party to an earnout arrangement? **A** Yes, as a buyer Yes, as a seller No
 (Print in the appropriate box.)

❗ If you are a party to more than one earnout arrangement, copy and attach a separate sheet to this schedule providing the details requested here for each additional earnout arrangement.

How many years does the earnout arrangement run for? **B**

What year of that arrangement are you in? **C**

If you are the seller, what is the total estimated capital proceeds from the earnout arrangement? **D** \$

Amount of any capital gain or loss you made under your non-qualifying arrangement in the income year. **E** \$ /

❗ **Request for amendment**

If you received or provided a financial benefit under a look-through earnout right created in an earlier income year and you wish to seek an amendment to that earlier income year, complete the following:

Income year earnout right created **F**

Amended net capital gain or capital losses carried forward **G** \$ /

8 Other CGT information required (if applicable)

Small business 15 year exemption – exempt capital gains **A** \$ /

Capital gains disregarded by a foreign resident **B** \$

Capital gains disregarded as a result of a scrip for scrip rollover **C** \$

Capital gains disregarded as a result of an inter-company asset rollover **D** \$

Capital gains disregarded by a demerging entity **E** \$

Signature as prescribed in tax return

Tax File Number

Provided

Taxpayer's declaration

! If the schedule is not lodged with the income tax return you are required to sign and date the schedule.

Important

Before making this declaration check to ensure that all the information required has been provided on this form and any attachments to this form, and that the information provided is true and correct in every detail. If you are in doubt about any aspect of the tax return, place all the facts before the ATO. The income tax law imposes heavy penalties for false or misleading statements.

Privacy

Taxation law authorises the ATO to collect information and disclose it to other government agencies. This includes personal information of the person authorised to sign the declaration. For information about your privacy go to ato.gov.au/privacy

I declare that the information on this form is true and correct.

Signature

Date

Day

/

Month

/

Year

Contact name

Sally Royal Richards

Daytime contact number (include area code)

0893317553

Losses schedule

2020

Companies and trusts that do not join consolidated groups should complete and attach this schedule to their 2020 tax return.
Superannuation funds should complete and attach this schedule to their 2020 tax return.

Print neatly in BLOCK LETTERS with a black or blue ballpoint pen only. Print one letter or number in each box. Do not use correction fluid or tape.

Place in all applicable boxes.

Refer to *Losses schedule instructions 2020*, available on our website ato.gov.au for instructions on how to complete this schedule.

Tax file number (TFN)

Provided

Name of entity

Compass Superfund

Australian business number

82807949829

Part A – Losses carried forward to the 2020–21 income year – excludes film losses

1 Tax losses carried forward to later income years

Year of loss		
2019–20	B	3,594
2018–19	C	
2017–18	D	
2016–17	E	
2015–16	F	
2014–15 and earlier income years	G	
Total	U	3,594

Transfer the amount at **U** to the **Tax losses carried forward to later income years** label on your tax return.

2 Net capital losses carried forward to later income years

Year of loss		
2019–20	H	
2018–19	I	13,843
2017–18	J	79,905
2016–17	K	
2015–16	L	
2014–15 and earlier income years	M	
Total	V	93,748

Transfer the amount at **V** to the **Net capital losses carried forward to later income years** label on your tax return.

Signature as prescribed in tax return

Tax File Number

Provided

Part B – Ownership and business continuity test – company and listed widely held trust only

Complete item 3 of **Part B** if a loss is being carried forward to later income years and the business continuity test has to be satisfied in relation to that loss.

Do not complete items 1 or 2 of **Part B** if, in the 2019–20 income year, no loss has been claimed as a deduction, applied against a net capital gain or, in the case of companies, losses have not been transferred in or out.

1 Whether continuity of majority ownership test passed

Note: If the entity has deducted, applied, transferred in or transferred out (as applicable) in the 2019–20 income year a loss incurred in any of the listed years, print **X** in the **Yes** or **No** box to indicate whether the entity has satisfied the continuity of majority ownership test in respect of that loss.

Year of loss2019–20 **A** Yes No 2018–19 **B** Yes No 2017–18 **C** Yes No 2016–17 **D** Yes No 2015–16 **E** Yes No 2014–15 and earlier
income years **F** Yes No **2 Amount of losses deducted/applied for which the continuity of majority ownership test is not passed but the business continuity test is satisfied** – excludes film lossesTax losses **G** Net capital losses **H** **3 Losses carried forward for which the business continuity test must be satisfied before they can be deducted/applied in later years** – excludes film lossesTax losses **I** Net capital losses **J** **4 Do current year loss provisions apply?**

Is the company required to calculate its taxable income or tax loss for the year under Subdivision 165-B or its net capital gain or net capital loss for the year under Subdivision 165-CB of the *Income Tax Assessment Act 1997* (ITAA 1997)?

K Yes No **Part C – Unrealised losses** – company only

Note: These questions relate to the operation of Subdivision 165-CC of ITAA 1997.

Has a changeover time occurred in relation to the company after 1.00pm by legal time in the Australian Capital Territory on 11 November 1999?

L Yes No

If you printed **X** in the **No** box at **L**, do not complete **M**, **N** or **O**.

At the changeover time did the company satisfy the maximum net asset value test under section 152-15 of ITAA 1997?

M Yes No

If you printed **X** in the **No** box at **M**, has the company determined it had an unrealised net loss at the changeover time?

N Yes No

If you printed **X** in the **Yes** box at **N**, what was the amount of unrealised net loss calculated under section 165-115E of ITAA 1997?

O

Signature as prescribed in tax return

Tax File Number

Provided

Part D – Life insurance companies

Complying superannuation class tax losses carried forward to later income years

P

Complying superannuation net capital losses carried forward to later income years

Q

Part E – Controlled foreign company losses

Current year CFC losses

M

CFC losses deducted

N

CFC losses carried forward

O

Part F – Tax losses reconciliation statement

Balance of tax losses brought forward from the prior income year

A

ADD Uplift of tax losses of designated infrastructure project entities

B

SUBTRACT Net forgiven amount of debt

C

ADD Tax loss incurred (if any) during current year

D

ADD Tax loss amount from conversion of excess franking offsets

E

SUBTRACT Net exempt income

F

SUBTRACT Tax losses forgone

G

SUBTRACT Tax losses deducted

H

SUBTRACT Tax losses transferred out under Subdivision 170-A (only for transfers involving a foreign bank branch or a PE of a foreign financial entity)

I

Total tax losses carried forward to later income years

J

Transfer the amount at **J** to the **Tax losses carried forward to later income years** label on your tax return.

Tax File Number

If the schedule is not lodged with the income tax return you are required to sign and date the schedule.

Important

Before making this declaration check to ensure that all the information required has been provided on this form and any attachments to this form, and that the information provided is true and correct in every detail. If you are in doubt about any aspect of the tax return, place all the facts before the ATO. The income tax law imposes heavy penalties for false or misleading statements.

Privacy

Taxation law authorises the ATO to collect information and disclose it to other government agencies. This includes personal information of the person authorised to sign the declaration. For information about your privacy go to ato.gov.au/privacy

Taxpayer's declaration

I declare that the information on this form is true and correct.

Signature

Date / /

Contact person

Daytime contact number (include area code)

SCHEDULE

A

Other Attachments Schedule

2020

Tax file No Provided

Taxpayer name Compass Superfund

Signature.....

SENSITIVE (when completed)

*****NOTE*****
THIS SCHEDULE CANNOT BE LODGED WITH THE ATO AS A PAPER REPRESENTATION OF THE SCHEDULE.
FOR PAPER LODGEMENT PLEASE USE THE PRE PRINTED FORMAT ISSUED BY THE ATO.
