



CA/NCA OA/LIAB INC/EXP/TAX

	Source document Link	Reconciliation Link	Note Information	See Excel File	Checked	Auditor Check	Note Instruction
<b>Cash at Bank</b>							
	Click	Click					
	Click	Click					
	Click	Click					
	Click	Click					
	Click	Click					
	Click	Click					
	Click	Click					
	Click	Click					
<b>Listed Securites</b>							
	Click	Click					
	Click	Click					
	Click	Click					
	Click	Click					
	Click	Click					
	Click	Click					
	Click	Click					
<b>Listed/ Non Listed Trusts/ Partnership</b>							
	Click	Click					
	Click	Click					
	Click	Click					
	Click	Click					
	Click	Click					
	Click	Click					
	Click	Click					
<b>Property</b>							
	Click	Click					
	Click	Click					
	Click	Click					
	Click	Click					
	Click	Click					
	Click	Click					

CA/NCA OA/LIAB INC/EXP/TAX

	Source Document Link	Reconciliation Link	Note Information	See Excel File	Checked	Auditor Check	Note Instruction
<b>Other Assets</b>							
Distributions Receivables	Click	Click					
Reinvestment Residual Account	Click	Click					
	Click	Click					
	Click	Click					
	Click	Click					
	Click	Click					
	Click	Click					
<b>Liabilities</b>							
	Click	Click					
	Click	Click					
	Click	Click					
	Click	Click					
	Click	Click					
	Click	Click					
	Click	Click					
	Click	Click					
	Click	Click					
	Click	Click					
	Click	Click					
	Click	Click					
	Click	Click					
	Click	Click					
	Click	Click					

CA/NCA OALIAB INC/EXP/TAX

	Source document Link	Reconciliation Link	Note Information	See Excel File	Checked	Auditor Check	Note Instruction
<b>Income</b>							
	Click	Click					
	Click	Click					
	Click	Click					
	Click	Click					
	Click	Click					
	Click	Click					
	Click	Click					
	Click	Click					
	Click	Click					
<b>Contributions</b>							
	Click	Click					
	Click	Click					
	Click	Click					
	Click	Click					
	Click	Click					
<b>Expenses</b>							
	Click	Click					
	Click	Click					
	Click	Click					
	Click	Click					
	Click	Click					
	Click	Click					
	Click	Click					
	Click	Click					
	Click	Click					
	Click	Click					
	Click	Click					
	Click	Click					
<b>Tax Allocation / Member Statements</b>							
	Click	Click					
	Click	Click					
	Click	Click					
	Click	Click					

# Fund Name: Chang Family Super Fund

Year Ended: 30th June 2022

Dear Steven,

We have completed processing the fund and require the following information to proceed further:

Steven: Please see yellow highlights.

1. Provide details in respect of the following payment in "ANZ Business Premium Account #0707":  
- Queried.

Date	Description	Amount in \$
05/07/2021	ANZ INTERNET BANKING BPAY PCPL BPAY 1806 {732756}	948.00

2. Provide details in respect of the following deposit in "ANZ Business Premium Account #0707":  
- Queried.

Date	Description	Amount in \$
17/08/2021	TRANSFER FROM ABN98002348352 ET210817CTR065172C	95.00

3. Based on client email we have noted that the below deposits are related to transfer of shares in "RC Global Infra-Energy Limited". Provide more details and supporting documents to process and support workpaper.  
- Queried.

Date	Descriptions	Amounts in \$
07/10/2021	PAYMENT FROM THERESA TAY	25,000.00
08/10/2021	PAYMENT FROM THERESA TAY	5,000.00

4. As per client email, we have accounted the accounting and audit fee for \$1,400.00 (\$950.00 + \$450.00) against non-concessional contribution for member Ruoh Chang. Please confirm.  
- I believe it would be better if we can reduce the pension payment by that amount instead of making it as contribution because the fund is in full pension phase and the members are over 67. I'll confirm with the client in the query if they are happy with this.  
- Please see the audit invoice in the 2021 audit folder and allocate what's shown on the invoice as audit fee.
5. We have allocated the excess amount withdrawn over the minimum pension by Sam Chang for \$3,420.00 to ABP00008P account following most tax effective method.  
- It seems that's what the client has been doing in the prior years but I'll still confirm the allocation between the members.

Thanks and regards,  
Raj

Chang Family Super Fund 2022

Queries

1. Please provide details in respect of the following payment in “ANZ Business Premium Account #0707”.

Date	Description	Amount in \$
05/07/2021	ANZ INTERNET BANKING BPAY PCPL BPAY 1806 {732756}	948.00

\$948t – to buy Costa Group Holdings 316 shares.

Ref to the attached ANZ Portfolio – ID3122518 01/07/2021 to 30/06/2022

2. Please provide details in respect of the following deposit in “ANZ Business Premium Account #0707”.

Date	Description	Amount in \$
17/08/2021	TRANSFER FROM ABN98002348352 ET210817CTR065172C	95.00

\$95 was a shortage of super contribution to San Shao-Sue Chang from Employer, J L International Pty Ltd. for the year 2020/2021.

Refer to the attached (1) ATO Income Statement (2020/2021) and (2) SuperHelp 2020/2021 Tax preparation enquiries.

3. Based on your email, we have noted that the below deposits are related to transfer of shares in “RC Global Infra-Energy Limited”. Provide more details and supporting documents to process and support workpaper.

Date	Descriptions	Amounts in \$
07/10/2021	PAYMENT FROM THERESA TAY	25,000.00
08/10/2021	PAYMENT FROM THERESA TAY	5,000.00

Please refer to the attached RC Globle 25K shares transfer document.

4. Superhelp fee paid by member \$1,400 – Please confirm if you’re happy for us to reduce the pension payment by this amount.

Can be treated as member contribution from Ruoh-Sheue Chang?

5. Pension payment \$12,000 – Please confirm how much to be allocated to each member.

Allocation of \$12,000:

Ruoh-Sheue Chang: to meet minimum annual withdrawn requirement


Sam Chang: the balance of \$12,000 after deduction of the allocation to Ruoh-Sheue Chang.

Pension	- \$ 12,000.00
Less: Accountancy Fees	- \$ 1,400.00
Less: Lumpsum paid	- \$ 80.75
Total Pension	- \$ 10,519.25

6. Please provide signed 2022 investment strategy. If you would like to use our template, please review, update the asset allocations, date, sign and forward us a copy.

The signed 2022 investment strategy is attached

Prepared by Ruoh-Sheue Chang

  
28 March 2023

# Fund Name: Chang Family Super Fund

Year Ended: 30th June 2022

Dear Steven,

Please see yellow highlights.

Thanks for the responses and additional documents provided. We have considered your responses however we require the following confirmations to proceed further.

1. As per prior year and query response, we have reduced the pension payment by Superhelp fee \$1,400 paid by member. Please confirm.


Steven: Yes, please reduce the pension payment by this amount.

2. As per document provided, we have processed the employer contribution of \$95.00 on 17/08/2021 to member Sam Shao Sue Chang. As the fund is full pension phase, please advise whether we should commence a new ABP account on the same day contribution deposited in bank.

Steven: Please allocate \$95 from the pension payment as a lump sum payment from the accumulation account and make the closing accumulation balance nil.

Thanks and regards,  
Raj

Contributions	- \$95.00
Contribution Tax	- \$14.25
	- \$80.75





# Chang Family Super Fund Investment Summary Report

As at 30 June 2022

Investment	Units	Market Price	Market Value	Average Cost	Accounting Cost	Unrealised Gain/(Loss)	Gain/(Loss)%	Portfolio Weight%
<b>Cash/Bank Accounts</b>								
ANZ Business Premium Saver Acc 3952-30707		656.940000	656.94	656.94	656.94			0.23 %
ANZ Cash Investment Acct 4926-88824		65,102.540000	65,102.54	65,102.54	65,102.54			22.37 %
ANZ Business Acc 3382-46227			0.00					
			<b>65,759.48</b>		<b>65,759.48</b>			<b>22.60 %</b>
<b>Shares in Listed Companies (Australian)</b>								
ALU.AX Altium Limited	300.00	26.910000	8,073.00	25.59	7,675.96	397.04	5.17 %	2.77 %
ASX.AX ASX Limited	100.00	81.710000	8,171.00	80.16	8,015.95	155.05	1.93 %	2.81 %
BHP.AX BHP Group Limited	270.00	41.250000	11,137.50	45.62	12,316.43	(1,178.93)	(9.57) %	3.83 %
CSL.AX CSL Limited	132.00	269.060000	35,515.92	271.35	35,818.28	(302.36)	(0.84) %	12.21 %
DDR.AX Dicker Data Limited	3,027.00	11.040000	33,418.08	13.74	41,596.06	(8,177.98)	(19.66) %	11.49 %
DMP.AX Domino's Pizza Enterprises Limited	100.00	68.000000	6,800.00	70.21	7,021.08	(221.08)	(3.15) %	2.34 %
FMG.AX Fortescue Metals Group Ltd	400.00	17.530000	7,012.00	19.62	7,847.95	(835.95)	(10.65) %	2.41 %
ILU.AX Iluka Resources Limited	750.00	9.440000	7,080.00	10.16	7,617.45	(537.45)	(7.06) %	2.43 %
PME.AX Pro Medicus Limited	180.00	42.250000	7,605.00	43.14	7,765.35	(160.35)	(2.06) %	2.61 %
QAN.AX Qantas Airways Limited	1,400.00	4.470000	6,258.00	5.31	7,430.95	(1,172.95)	(15.78) %	2.15 %
STW.AX Spdr S&p/asx 200 Fund	100.00	59.460000	5,946.00	60.75	6,074.95	(128.95)	(2.12) %	2.04 %
SOL.AX Washington H Soul Pattinson & Company Limited	300.00	23.540000	7,062.00	25.86	7,757.35	(695.35)	(8.96) %	2.43 %
WEB.AX Webjet Limited	1,000.00	5.340000	5,340.00	6.13	6,134.95	(794.95)	(12.96) %	1.84 %
WES.AX Wesfarmers Limited	381.00	41.910000	15,967.71	51.75	19,717.05	(3,749.34)	(19.02) %	5.49 %
XRO.AX Xero Limited	80.00	76.960000	6,156.80	98.28	7,862.14	(1,705.34)	(21.69) %	2.12 %
			<b>171,543.01</b>		<b>190,651.90</b>	<b>(19,108.89)</b>	<b>(10.02) %</b>	<b>58.96 %</b>
<b>Units in Listed Unit Trusts (Australian)</b>								
NDQ.AX Betashares Nasdaq 100 Etf	380.00	26.710000	10,149.80	32.11	12,201.90	(2,052.10)	(16.82) %	3.49 %
IOO.AX Ishares Global 100 Etf	60.00	94.220000	5,653.20	100.91	6,054.75	(401.55)	(6.63) %	1.94 %
MVB.AX Vaneck Australian Banks Etf	501.00	27.040000	13,547.04	29.75	14,906.04	(1,359.00)	(9.12) %	4.66 %
			<b>29,350.04</b>		<b>33,162.69</b>	<b>(3,812.65)</b>	<b>(11.50) %</b>	<b>10.09 %</b>

# Chang Family Super Fund Investment Summary Report

As at 30 June 2022

Investment	Units	Market Price	Market Value	Average Cost	Accounting Cost	Unrealised Gain/(Loss)	Gain/(Loss)%	Portfolio Weight%
<b>Units in Unlisted Unit Trusts (Australian)</b>								
RCG6220AU. Rc Global Infra-Energy Fund AX	24,029.22	1.011800	24,312.76	1.04	25,000.00	(687.24)	(2.75) %	8.36 %
			<b>24,312.76</b>		<b>25,000.00</b>	<b>(687.24)</b>	<b>(2.75) %</b>	<b>8.36 %</b>
			<b>290,965.29</b>		<b>314,574.07</b>	<b>(23,608.78)</b>	<b>(7.50) %</b>	<b>100.00 %</b>



# ANZ BUSINESS ESSENTIALS STATEMENT

STATEMENT NUMBER 77

11 JUNE 2021 TO 13 JULY 2021

SAM SHAO SUE CHANG  
RUOH SHEUE CHANG  
16 WALLACE ST  
KINGSFORD NSW 2032

## WELCOME TO YOUR ANZ ACCOUNT AT A GLANCE

### Account Details

RUOH SHEUE CHANG & SAM SHAO-SUE CHANG  
ATF CHANG FAMILY SUPER FUND

### Branch Number (BSB)

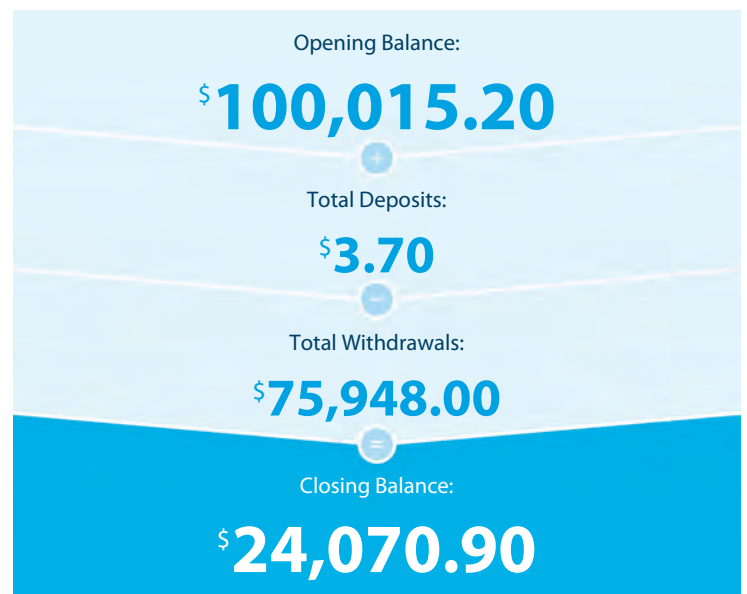
012-336

### Account Number

3952-30707

### Account Descriptor

BUSINESS P/SAVER



## NEED TO GET IN TOUCH?



**ANZ Internet Banking**  
anz.com

OR



**Enquiries:** 13 13 14  
**Lost/Stolen Cards:** 1800 033 844

# ANZ BUSINESS ESSENTIALS STATEMENT

Account Number 3952-30707

## Transaction Details

Please retain this statement for taxation purposes

Date	Transaction Details	Withdrawals (\$)	Deposits (\$)	Balance (\$)
<b>2021</b>				
<b>11 JUN</b>	<b>OPENING BALANCE</b>			<b>100,015.20</b>
15 JUN	<b>ANZ MOBILE BANKING PAYMENT 176578</b> TO CHANG FAMILY SUPERFUND	25,000.00		75,015.20
22 JUN	<b>ANZ MOBILE BANKING PAYMENT 293125</b> TO CHANG FAMILY SUPERFUND	25,000.00		50,015.20
30 JUN	<b>CREDIT INTEREST PAID</b>		3.70	50,018.90
05 JUL	<b>ANZ INTERNET BANKING BPAY</b> PCPL BPAY 1806 {732756}	948.00		49,070.90
09 JUL	<b>ANZ MOBILE BANKING PAYMENT 602940</b> TO CHANG FAMILY SUPERFUND	25,000.00		24,070.90
	<b>TOTALS AT END OF PAGE</b>	<b>\$75,948.00</b>	<b>\$3.70</b>	
	<b>TOTALS AT END OF PERIOD</b>	<b>\$75,948.00</b>	<b>\$3.70</b>	<b>\$24,070.90</b>

### This Statement Includes

Interest earned on deposits	\$3.70
-----------------------------	--------

### Yearly Summary

Previous Year to 30/06/2021 (\$)

Interest earned on deposits	17.84
<b>Fees Charged</b>	
ANZ bank account fee	3.60
<b>Total</b>	<b>\$3.60</b>

### No transaction fees\* for ANZ cardholders across the new atm network by Armaguard network

As an ANZ cardholder you can withdraw cash or make a balance enquiry, with no transaction fee\* at any atm network by Armaguard ATM.

\*Terms and conditions apply.

Visit [www.anz.com.au/ways-to-bank/atms](http://www.anz.com.au/ways-to-bank/atms) for further detail and terms and conditions.

# ANZ BUSINESS ESSENTIALS STATEMENT

Account Number 3952-30707

## IMPORTANT INFORMATION

### PLEASE CHECK THE ENTRIES AND CALL 13 13 14 REGARDING ANY ERRORS ON THIS STATEMENT.

All entries generated are subject to authorisation and verification and if necessary, adjustments will appear on a later statement.

If you have a complaint or unresolved issue with ANZ's product or service please call our National Feedback Line **1800 805 154** and advise us. Further information in relation to ANZ's dispute resolution process and this product (including details of benefits or fees and charges) is available on request and you can access this information by reviewing the Terms and Conditions, and Fees and Charges brochures which can be found at [www.anz.com](http://www.anz.com) or by calling **13 13 14**.



# ANZ BUSINESS ESSENTIALS STATEMENT

STATEMENT NUMBER 78  
13 JULY 2021 TO 13 AUGUST 2021

SAM SHAO SUE CHANG  
RUOH SHEUE CHANG  
16 WALLACE ST  
KINGSFORD NSW 2032

## WELCOME TO YOUR ANZ ACCOUNT AT A GLANCE

### Account Details

RUOH SHEUE CHANG & SAM SHAO-SUE CHANG  
ATF CHANG FAMILY SUPER FUND

### Branch Number (BSB)

012-336

### Account Number

3952-30707

### Account Descriptor

BUSINESS P/SAVER



## NEED TO GET IN TOUCH?



**ANZ Internet Banking**  
anz.com

OR



**Enquiries:** 13 13 14  
**Lost/Stolen Cards:** 1800 033 844

# ANZ BUSINESS ESSENTIALS STATEMENT

Account Number 3952-30707

## Transaction Details

Please retain this statement for taxation purposes

Date	Transaction Details	Withdrawals (\$)	Deposits (\$)	Balance (\$)
<b>2021</b>				
<b>13 JUL</b>	<b>OPENING BALANCE</b>			<b>24,070.90</b>
30 JUL	<b>CREDIT INTEREST PAID</b>		1.30	24,072.20
04 AUG	<b>ANZ INTERNET BANKING BPAY</b> BOARDROOM P/L #33 {923945}	22,752.00		1,320.20
13 AUG	<b>TRANSFER</b> FROM CMC MARKETS STOC 17256516		12,000.00	13,320.20
13 AUG	<b>ANZ MOBILE BANKING PAYMENT 029770</b> TO SAM S CHANG AND RUOH SHEUE CHANG	12,000.00		1,320.20
	<b>TOTALS AT END OF PAGE</b>	<b>\$34,752.00</b>	<b>\$12,001.30</b>	
	<b>TOTALS AT END OF PERIOD</b>	<b>\$34,752.00</b>	<b>\$12,001.30</b>	<b>\$1,320.20</b>

## This Statement Includes

Interest earned on deposits	\$1.30
-----------------------------	--------

## Fee Summary

Fees Charged for period: 01 JUL 2021 to 30 JUL 2021

Summary of ANZ Transaction Fees	Transactions		Fee Per Transaction (\$)	Total Charge (\$)
	Total	Free Additional		
<b>Transaction Fees</b>				
INTERNET/ONLINE WDL	1.00	1.00	0.60	0.00
<b>Total Transaction Fees Charged</b>				<b>\$0.00</b>

**Please note:** Overseas transaction fees, overseas ATM fees and non ANZ ATM operator fees not included

**Please note:** Your fee cycle may not always reconcile with your statement cycle. This statement date ends on 13/08/21 and the monthly fee cycle, as appears above, ended on 30/07/21.

## Summary of Relationship Benefit for this account Amount (\$)

**Your Relationship Benefit** **0.60**

### This is made up of:

Value of Free Transactions 0.60

# ANZ BUSINESS ESSENTIALS STATEMENT

Account Number 3952-30707

## **No transaction fees\* for ANZ cardholders across the new atmX by Armaguard network**

As an ANZ cardholder you can withdraw cash or make a balance enquiry, with no transaction fee\* at any atmX by Armaguard ATM.

\*Terms and conditions apply.

Visit [www.anz.com.au/ways-to-bank/atms](http://www.anz.com.au/ways-to-bank/atms) for further detail and terms and conditions.

## **IMPORTANT INFORMATION**

### **PLEASE CHECK THE ENTRIES AND CALL 13 13 14 REGARDING ANY ERRORS ON THIS STATEMENT.**

All entries generated are subject to authorisation and verification and if necessary, adjustments will appear on a later statement.

If you have a complaint or unresolved issue with ANZ's product or service please call our National Feedback Line **1800 805 154** and advise us. Further information in relation to ANZ's dispute resolution process and this product (including details of benefits or fees and charges) is available on request and you can access this information by reviewing the Terms and Conditions, and Fees and Charges brochures which can be found at [www.anz.com](http://www.anz.com) or by calling **13 13 14**.





# ANZ BUSINESS ESSENTIALS STATEMENT

STATEMENT NUMBER 79

13 AUGUST 2021 TO 13 SEPTEMBER 2021

SAM SHAO SUE CHANG  
RUOH SHEUE CHANG  
16 WALLACE ST  
KINGSFORD NSW 2032

## WELCOME TO YOUR ANZ ACCOUNT AT A GLANCE

### Account Details

RUOH SHEUE CHANG & SAM SHAO-SUE CHANG  
ATF CHANG FAMILY SUPER FUND

### Branch Number (BSB)

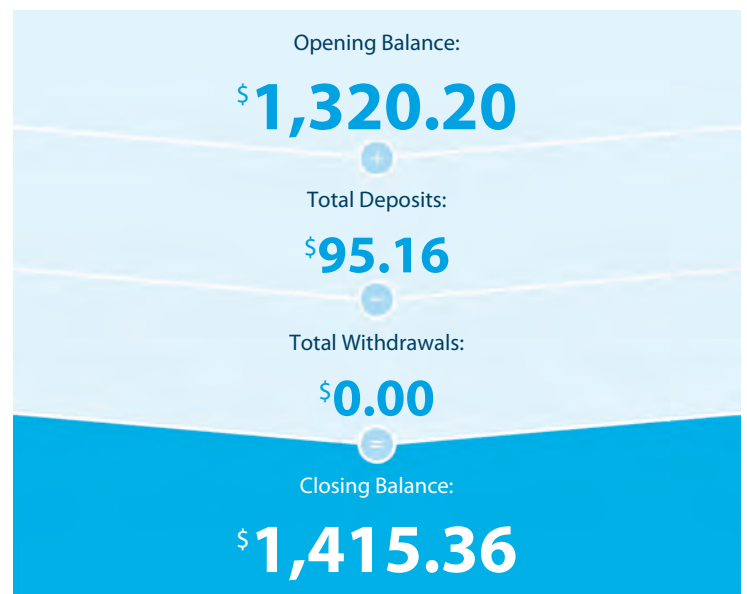
012-336

### Account Number

3952-30707

### Account Descriptor

BUSINESS P/SAVER



## NEED TO GET IN TOUCH?



**ANZ Internet Banking**  
anz.com

OR



**Enquiries:** 13 13 14  
**Lost/Stolen Cards:** 1800 033 844

# ANZ BUSINESS ESSENTIALS STATEMENT

Account Number 3952-30707

## Transaction Details

Please retain this statement for taxation purposes

Date	Transaction Details	Withdrawals (\$)	Deposits (\$)	Balance (\$)
<b>2021</b>				
<b>13 AUG</b>	<b>OPENING BALANCE</b>			<b>1,320.20</b>
17 AUG	<b>TRANSFER</b> FROM ABN98002348352 ET210817CTR065172C		95.00	1,415.20
31 AUG	<b>CREDIT INTEREST PAID</b>		0.16	1,415.36
	<b>TOTALS AT END OF PAGE</b>	<b>\$0.00</b>	<b>\$95.16</b>	
	<b>TOTALS AT END OF PERIOD</b>	<b>\$0.00</b>	<b>\$95.16</b>	<b>\$1,415.36</b>

## This Statement Includes

Interest earned on deposits	\$0.16
-----------------------------	--------

## Fee Summary

Fees Charged for period: 31 JUL 2021 to 31 AUG 2021

### Summary of ANZ Transaction Fees

	Transactions		Fee Per	Total	
	Total	Free	Additional	Transaction	Charge
				(\$)	(\$)
<b>Transaction Fees</b>					
INTERNET/ONLINE WDL	1.00	1.00		0.60	0.00
EFTPOS/PHONE BANKING WDL	2.00	2.00		0.60	0.00
<b>Total Transaction Fees Charged</b>					<b>\$0.00</b>

**Please note:** Overseas transaction fees, overseas ATM fees and non ANZ ATM operator fees not included

**Please note:** Your fee cycle may not always reconcile with your statement cycle. This statement date ends on 13/09/21 and the monthly fee cycle, as appears above, ended on 31/08/21.

## Summary of Relationship Benefit for this account

Amount (\$)

<b>Your Relationship Benefit</b>	<b>1.80</b>
----------------------------------	-------------

### This is made up of:

Value of Free Transactions	1.80
----------------------------	------

# ANZ BUSINESS ESSENTIALS STATEMENT

Account Number 3952-30707

## **No transaction fees\* for ANZ cardholders across the new atmX by Armaguard network**

As an ANZ cardholder you can withdraw cash or make a balance enquiry, with no transaction fee\* at any atmX by Armaguard ATM.

\*Terms and conditions apply.

Visit [www.anz.com.au/ways-to-bank/atms](http://www.anz.com.au/ways-to-bank/atms) for further detail and terms and conditions.

## **IMPORTANT INFORMATION**

### **PLEASE CHECK THE ENTRIES AND CALL 13 13 14 REGARDING ANY ERRORS ON THIS STATEMENT.**

All entries generated are subject to authorisation and verification and if necessary, adjustments will appear on a later statement.

If you have a complaint or unresolved issue with ANZ's product or service please call our National Feedback Line **1800 805 154** and advise us. Further information in relation to ANZ's dispute resolution process and this product (including details of benefits or fees and charges) is available on request and you can access this information by reviewing the Terms and Conditions, and Fees and Charges brochures which can be found at [www.anz.com](http://www.anz.com) or by calling **13 13 14**.



# ANZ BUSINESS ESSENTIALS STATEMENT

STATEMENT NUMBER 80

13 SEPTEMBER 2021 TO 13 OCTOBER 2021

SAM SHAO SUE CHANG  
RUOH SHEUE CHANG  
16 WALLACE ST  
KINGSFORD NSW 2032

## WELCOME TO YOUR ANZ ACCOUNT AT A GLANCE

### Account Details

RUOH SHEUE CHANG & SAM SHAO-SUE CHANG  
ATF CHANG FAMILY SUPER FUND

### Branch Number (BSB)

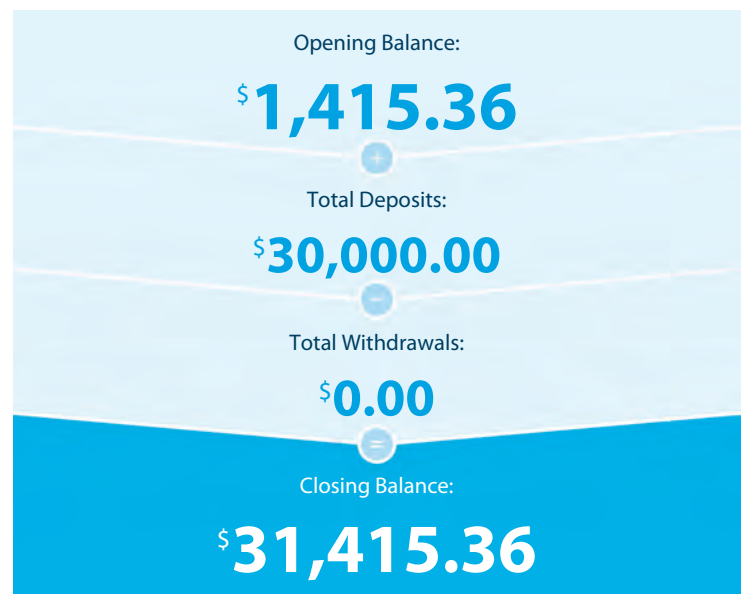
012-336

### Account Number

3952-30707

### Account Descriptor

BUSINESS P/SAVER



## NEED TO GET IN TOUCH?



**ANZ Internet Banking**  
anz.com

OR



**Enquiries:** 13 13 14  
**Lost/Stolen Cards:** 1800 033 844

# ANZ BUSINESS ESSENTIALS STATEMENT

Account Number 3952-30707

## Transaction Details

Please retain this statement for taxation purposes

Date	Transaction Details	Withdrawals (\$)	Deposits (\$)	Balance (\$)
<b>2021</b>				
<b>13 SEP</b>	<b>OPENING BALANCE</b>			<b>1,415.36</b>
07 OCT	PAYMENT FROM THERESA TAY		25,000.00	26,415.36
08 OCT	PAYMENT FROM THERESA TAY		5,000.00	31,415.36
	<b>TOTALS AT END OF PAGE</b>	<b>\$0.00</b>	<b>\$30,000.00</b>	
	<b>TOTALS AT END OF PERIOD</b>	<b>\$0.00</b>	<b>\$30,000.00</b>	<b>\$31,415.36</b>

### No transaction fees\* for ANZ cardholders across the new atm by Armaguard network

As an ANZ cardholder you can withdraw cash or make a balance enquiry, with no transaction fee\* at any atm by Armaguard ATM.

\*Terms and conditions apply.

Visit [www.anz.com.au/ways-to-bank/atms](http://www.anz.com.au/ways-to-bank/atms) for further detail and terms and conditions.

## IMPORTANT INFORMATION

### PLEASE CHECK THE ENTRIES AND CALL 13 13 14 REGARDING ANY ERRORS ON THIS STATEMENT.

All entries generated are subject to authorisation and verification and if necessary, adjustments will appear on a later statement.

If you have a complaint or unresolved issue with ANZ's product or service please call our National Feedback Line **1800 805 154** and advise us. Further information in relation to ANZ's dispute resolution process and this product (including details of benefits or fees and charges) is available on request and you can access this information by reviewing the Terms and Conditions, and Fees and Charges brochures which can be found at [www.anz.com](http://www.anz.com) or by calling **13 13 14**.



# ANZ BUSINESS ESSENTIALS STATEMENT

STATEMENT NUMBER 81

13 OCTOBER 2021 TO 12 NOVEMBER 2021

SAM SHAO SUE CHANG  
RUOH SHEUE CHANG  
16 WALLACE ST  
KINGSFORD NSW 2032

## WELCOME TO YOUR ANZ ACCOUNT AT A GLANCE

### Account Details

RUOH SHEUE CHANG & SAM SHAO-SUE CHANG  
ATF CHANG FAMILY SUPER FUND

### Branch Number (BSB)

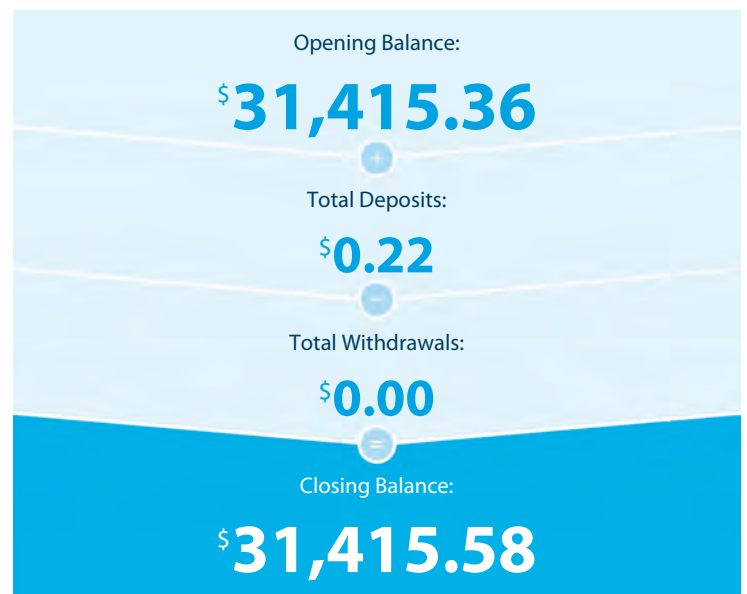
012-336

### Account Number

3952-30707

### Account Descriptor

BUSINESS P/SAVER



## NEED TO GET IN TOUCH?



**ANZ Internet Banking**  
anz.com

OR



**Enquiries:** 13 13 14  
**Lost/Stolen Cards:** 1800 033 844

# ANZ BUSINESS ESSENTIALS STATEMENT

Account Number 3952-30707

## Transaction Details

Please retain this statement for taxation purposes

Date	Transaction Details	Withdrawals (\$)	Deposits (\$)	Balance (\$)
<b>2021</b>				
<b>13 OCT</b>	<b>OPENING BALANCE</b>			<b>31,415.36</b>
29 OCT	<b>CREDIT INTEREST PAID</b>		0.22	31,415.58
	<b>TOTALS AT END OF PAGE</b>	<b>\$0.00</b>	<b>\$0.22</b>	
	<b>TOTALS AT END OF PERIOD</b>	<b>\$0.00</b>	<b>\$0.22</b>	<b>\$31,415.58</b>

### This Statement Includes

Interest earned on deposits	\$0.22
-----------------------------	--------

### Fee Summary

Fees Charged for period: 01 OCT 2021 to 29 OCT 2021

#### Summary of ANZ Transaction Fees

	Transactions		Fee Per Transaction (\$)	Total Charge (\$)
	Total	Free Additional		
<b>Transaction Fees</b>				
INTERNET/ONLINE WDL	2.00	2.00	0.60	0.00
<b>Total Transaction Fees Charged</b>				<b>\$0.00</b>

**Please note:** Overseas transaction fees, overseas ATM fees and non ANZ ATM operator fees not included

**Please note:** Your fee cycle may not always reconcile with your statement cycle. This statement date ends on 12/11/21 and the monthly fee cycle, as appears above, ended on 29/10/21.

### Summary of Relationship Benefit for this account Amount (\$)

**Your Relationship Benefit** **1.20**

#### This is made up of:

Value of Free Transactions 1.20

# ANZ BUSINESS ESSENTIALS STATEMENT

Account Number 3952-30707

## **No transaction fees\* for ANZ cardholders across the new atmX by Armaguard network**

As an ANZ cardholder you can withdraw cash or make a balance enquiry, with no transaction fee\* at any atmX by Armaguard ATM.

\*Terms and conditions apply.

Visit [www.anz.com.au/ways-to-bank/atms](http://www.anz.com.au/ways-to-bank/atms) for further detail and terms and conditions.

## **IMPORTANT INFORMATION**

### **PLEASE CHECK THE ENTRIES AND CALL 13 13 14 REGARDING ANY ERRORS ON THIS STATEMENT.**

All entries generated are subject to authorisation and verification and if necessary, adjustments will appear on a later statement.

If you have a complaint or unresolved issue with ANZ's product or service please call our National Feedback Line **1800 805 154** and advise us. Further information in relation to ANZ's dispute resolution process and this product (including details of benefits or fees and charges) is available on request and you can access this information by reviewing the Terms and Conditions, and Fees and Charges brochures which can be found at [www.anz.com](http://www.anz.com) or by calling **13 13 14**.



# WE'RE REMINDING YOU ABOUT INFORMATION REGARDING YOUR ANZ BUSINESS VISA DEBIT CARD

---

We wanted to remind you about what to do if you need to dispute a transaction on your ANZ Business Visa Debit card.

## WHAT YOU NEED TO KNOW

ANZ has a process in place to help you with any incorrect or unauthorised transactions charged to your card

## WHAT YOU CAN DO IF THIS HAPPENS

You may be entitled to have a transaction reversed (a chargeback) in some situations where you have a dispute with the merchant. If you believe you're entitled to have a transaction reversed, you should let us know promptly. The Visa scheme rules impose time limits for raising a dispute. Generally under the scheme rules, ANZ must lodge a fully detailed claim on your behalf within 120 days<sup>1</sup>. However, we recommend that you raise your dispute with us as soon as possible.

If you do not notify us of your disputed transaction and provide us with all necessary details and documentation in time for ANZ to meet this deadline, ANZ may not be able to assist you in having the disputed transaction reversed.

In some cases, the time limits under the scheme rules may not apply to your disputed transaction. However, you should still let us know about your dispute as soon as you can.

If we're satisfied after an investigation that you're entitled to have the transaction reversed, we'll credit your account for the amount originally debited for the transaction.

If we're not notified in time, we may not be able to investigate your claim, which means you're likely to be liable for the transaction.

Therefore, it's important to review your statements carefully.

## VISA SECURE AND EFTPOS SECURE

Visa Secure and EFTPOS Secure provides an extra level of protection for online Visa purchases at participating retailers utilising One Time Password via SMS sent to your mobile phone number held by ANZ. It's only possible to reverse a transaction that's been authenticated using Visa Secure or EFTPOS Secure where ANZ is liable as provided in the Electronic Banking Conditions of Use contained in your product Terms and Conditions or Conditions of Use.

## ANY QUESTIONS?

For more information on disputing a transaction, refer to the relevant Terms and Conditions or Conditions of Use.

If you have any questions, please visit [www.anz.com](http://www.anz.com) or call us on 1800 801 485 (8.30am – 8pm Melbourne time, Monday – Friday).

Hearing and speech impaired customers can utilise the TTY service by calling 133 677.

<sup>1</sup> For transactions performed using the EFTPOS system, longer time limits may apply.

**Australia and New Zealand Banking Group Limited (ANZ) ABN 11 005 357 522.**

Australian Credit Licence Number 234527. Item No. 96878 10.2021 WZ112142





# ANZ BUSINESS ESSENTIALS STATEMENT

STATEMENT NUMBER 82

12 NOVEMBER 2021 TO 13 DECEMBER 2021

SAM SHAO SUE CHANG  
RUOH SHEUE CHANG  
16 WALLACE ST  
KINGSFORD NSW 2032

## WELCOME TO YOUR ANZ ACCOUNT AT A GLANCE

### Account Details

RUOH SHEUE CHANG & SAM SHAO-SUE CHANG  
ATF CHANG FAMILY SUPER FUND

### Branch Number (BSB)

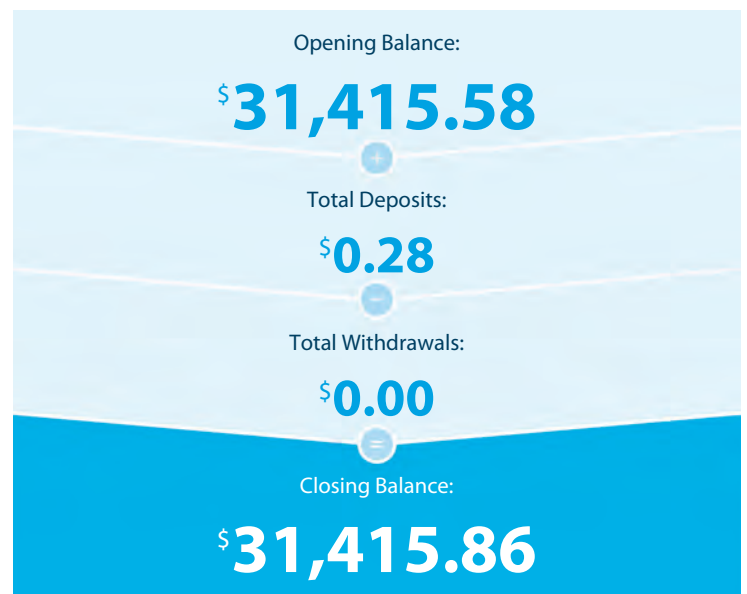
012-336

### Account Number

3952-30707

### Account Descriptor

BUSINESS P/SAVER



## NEED TO GET IN TOUCH?



**ANZ Internet Banking**  
anz.com

OR



**Enquiries:** 13 13 14  
**Lost/Stolen Cards:** 1800 033 844

# ANZ BUSINESS ESSENTIALS STATEMENT

Account Number 3952-30707

## Transaction Details

Please retain this statement for taxation purposes

Date	Transaction Details	Withdrawals (\$)	Deposits (\$)	Balance (\$)
<b>2021</b>				
12 NOV	<b>OPENING BALANCE</b>			<b>31,415.58</b>
30 NOV	<b>CREDIT INTEREST PAID</b>		0.28	31,415.86
	<b>TOTALS AT END OF PAGE</b>	<b>\$0.00</b>	<b>\$0.28</b>	
	<b>TOTALS AT END OF PERIOD</b>	<b>\$0.00</b>	<b>\$0.28</b>	<b>\$31,415.86</b>

### This Statement Includes

Interest earned on deposits	\$0.28
-----------------------------	--------

## IMPORTANT INFORMATION

**PLEASE CHECK THE ENTRIES AND CALL 13 13 14 REGARDING ANY ERRORS ON THIS STATEMENT.**

All entries generated are subject to authorisation and verification and if necessary, adjustments will appear on a later statement.

If you have a complaint or unresolved issue with ANZ's product or service please call our National Feedback Line **1800 805 154** and advise us. Further information in relation to ANZ's dispute resolution process and this product (including details of benefits or fees and charges) is available on request and you can access this information by reviewing the Terms and Conditions, and Fees and Charges brochures which can be found at [www.anz.com](http://www.anz.com) or by calling **13 13 14**.



# ANZ BUSINESS ESSENTIALS STATEMENT

STATEMENT NUMBER 83

13 DECEMBER 2021 TO 13 JANUARY 2022

SAM SHAO SUE CHANG  
RUOH SHEUE CHANG  
16 WALLACE ST  
KINGSFORD NSW 2032

## WELCOME TO YOUR ANZ ACCOUNT AT A GLANCE

### Account Details

RUOH SHEUE CHANG & SAM SHAO-SUE CHANG  
ATF CHANG FAMILY SUPER FUND

### Branch Number (BSB)

012-336

### Account Number

3952-30707

### Account Descriptor

BUSINESS P/SAVER



## NEED TO GET IN TOUCH?



**ANZ Internet Banking**  
anz.com

OR



**Enquiries:** 13 13 14  
**Lost/Stolen Cards:** 1800 033 844

# ANZ BUSINESS ESSENTIALS STATEMENT

Account Number 3952-30707

## Transaction Details

Please retain this statement for taxation purposes

Date	Transaction Details	Withdrawals (\$)	Deposits (\$)	Balance (\$)
<b>2021</b>				
<b>13 DEC</b>	<b>OPENING BALANCE</b>			<b>31,415.86</b>
20 DEC	<b>ANZ MOBILE BANKING PAYMENT 353556</b> TO RC GLOBAL INFRA ENERGY FUND AC	25,000.00		6,415.86
31 DEC	<b>CREDIT INTEREST PAID</b>		0.19	6,416.05
<b>2022</b>				
10 JAN	<b>TRANSFER</b> FROM RCGLOBAL RCGLOBAL0002665627		240.29	6,656.34
13 JAN	<b>TRANSFER</b> FROM CMC MARKETS STOC 19424451		10,000.00	16,656.34
	<b>TOTALS AT END OF PAGE</b>	<b>\$25,000.00</b>	<b>\$10,240.48</b>	
	<b>TOTALS AT END OF PERIOD</b>	<b>\$25,000.00</b>	<b>\$10,240.48</b>	<b>\$16,656.34</b>

### This Statement Includes

Interest earned on deposits	\$0.19
-----------------------------	--------

## IMPORTANT INFORMATION

### PLEASE CHECK THE ENTRIES AND CALL 13 13 14 REGARDING ANY ERRORS ON THIS STATEMENT.

All entries generated are subject to authorisation and verification and if necessary, adjustments will appear on a later statement.

If you have a complaint or unresolved issue with ANZ's product or service please call our National Feedback Line **1800 805 154** and advise us. Further information in relation to ANZ's dispute resolution process and this product (including details of benefits or fees and charges) is available on request and you can access this information by reviewing the Terms and Conditions, and Fees and Charges brochures which can be found at [www.anz.com](http://www.anz.com) or by calling **13 13 14**.



# ANZ BUSINESS ESSENTIALS STATEMENT

STATEMENT NUMBER 84

13 JANUARY 2022 TO 11 FEBRUARY 2022

SAM SHAO SUE CHANG  
RUOH SHEUE CHANG  
16 WALLACE ST  
KINGSFORD NSW 2032

## WELCOME TO YOUR ANZ ACCOUNT AT A GLANCE

### Account Details

RUOH SHEUE CHANG & SAM SHAO-SUE CHANG  
ATF CHANG FAMILY SUPER FUND

### Branch Number (BSB)

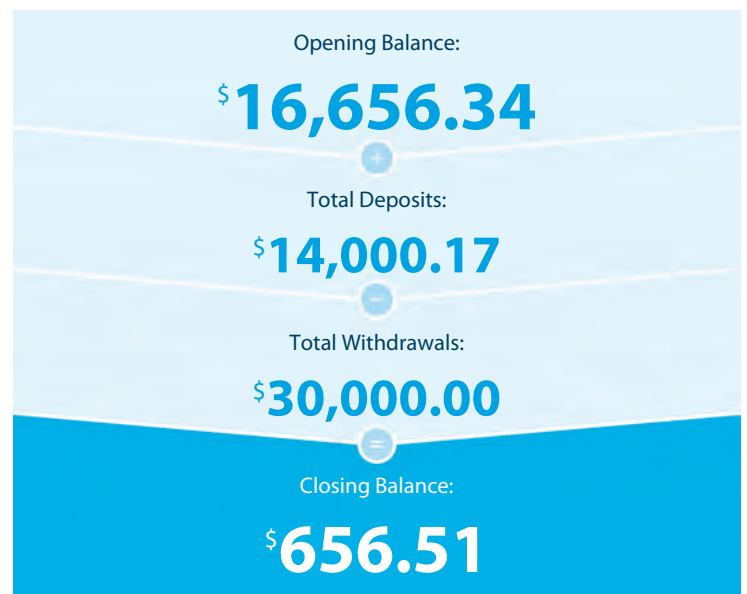
012-336

### Account Number

3952-30707

### Account Descriptor

BUSINESS P/SAVER



## NEED TO GET IN TOUCH?



**ANZ Internet Banking**  
anz.com

OR



**Enquiries:** 13 13 14  
**Lost/Stolen Cards:** 1800 033 844

# ANZ BUSINESS ESSENTIALS STATEMENT

Account Number 3952-30707

## Transaction Details

Please retain this statement for taxation purposes

Date	Transaction Details	Withdrawals (\$)	Deposits (\$)	Balance (\$)
<b>2022</b>				
<b>13 JAN</b>	<b>OPENING BALANCE</b>			<b>16,656.34</b>
14 JAN	<b>TRANSFER</b> FROM CMC MARKETS STOC 19446370		14,000.00	30,656.34
31 JAN	<b>CREDIT INTEREST PAID</b>		0.17	30,656.51
02 FEB	<b>ANZ MOBILE BANKING PAYMENT 153401</b> TO CHANG FAMILY SUPERFUND	10,000.00		20,656.51
02 FEB	<b>ANZ INTERNET BANKING BPAY</b> CSL SPP 2021 {131080}	20,000.00		656.51
	<b>TOTALS AT END OF PAGE</b>	<b>\$30,000.00</b>	<b>\$14,000.17</b>	
	<b>TOTALS AT END OF PERIOD</b>	<b>\$30,000.00</b>	<b>\$14,000.17</b>	<b>\$656.51</b>

### This Statement Includes

Interest earned on deposits	\$0.17
-----------------------------	--------

### Fee Summary

Fees Charged for period: 01 JAN 2022 to 31 JAN 2022

Summary of ANZ Transaction Fees	Transactions		Fee Per Transaction (\$)	Total Charge (\$)
	Total	Free Additional		
<b>Transaction Fees</b>				
EFTPOS/PHONE BANKING WDL	3.00	3.00	0.60	0.00
<b>Total Transaction Fees Charged</b>				<b>\$0.00</b>

**Please note:** Overseas transaction fees, overseas ATM fees and non ANZ ATM operator fees not included

**Please note:** Your fee cycle may not always reconcile with your statement cycle. This statement date ends on 11/02/22 and the monthly fee cycle, as appears above, ended on 31/01/22.

### Summary of Relationship Benefit for this account Amount (\$)

**Your Relationship Benefit** **1.80**

#### This is made up of:

Value of Free Transactions 1.80

# ANZ BUSINESS ESSENTIALS STATEMENT

Account Number 3952-30707

## IMPORTANT INFORMATION

### PLEASE CHECK THE ENTRIES AND CALL 13 13 14 REGARDING ANY ERRORS ON THIS STATEMENT.

All entries generated are subject to authorisation and verification and if necessary, adjustments will appear on a later statement.

If you have a complaint or unresolved issue with ANZ's product or service please call our National Feedback Line **1800 805 154** and advise us. Further information in relation to ANZ's dispute resolution process and this product (including details of benefits or fees and charges) is available on request and you can access this information by reviewing the Terms and Conditions, and Fees and Charges brochures which can be found at [www.anz.com](http://www.anz.com) or by calling **13 13 14**.





# ANZ BUSINESS ESSENTIALS STATEMENT

STATEMENT NUMBER 85

11 FEBRUARY 2022 TO 11 MARCH 2022

SAM SHAO SUE CHANG  
RUOH SHEUE CHANG  
16 WALLACE ST  
KINGSFORD NSW 2032

## WELCOME TO YOUR ANZ ACCOUNT AT A GLANCE

### Account Details

RUOH SHEUE CHANG & SAM SHAO-SUE CHANG  
ATF CHANG FAMILY SUPER FUND

### Branch Number (BSB)

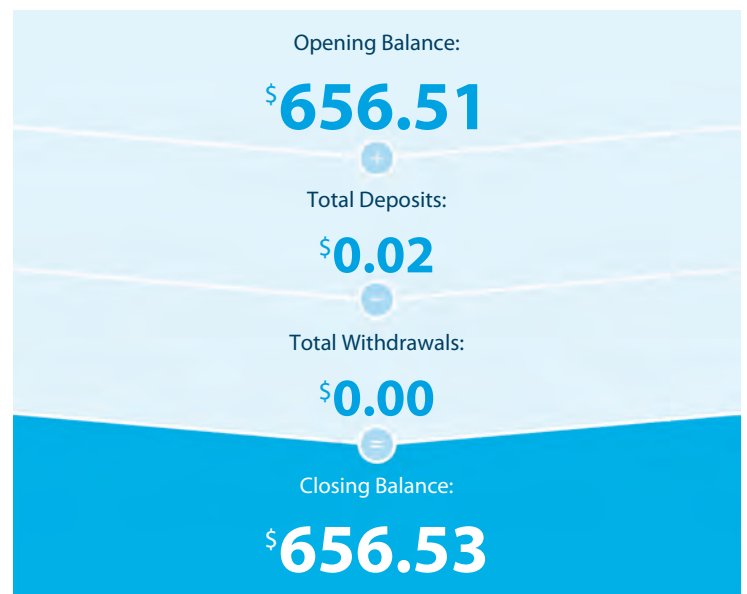
012-336

### Account Number

3952-30707

### Account Descriptor

BUSINESS P/SAVER



## NEED TO GET IN TOUCH?



**ANZ Internet Banking**  
anz.com

OR



**Enquiries:** 13 13 14  
**Lost/Stolen Cards:** 1800 033 844

# ANZ BUSINESS ESSENTIALS STATEMENT

Account Number 3952-30707

## Transaction Details

Please retain this statement for taxation purposes

Date	Transaction Details	Withdrawals (\$)	Deposits (\$)	Balance (\$)
<b>2022</b>				
11 FEB	OPENING BALANCE			656.51
28 FEB	CREDIT INTEREST PAID		0.02	656.53
	<b>TOTALS AT END OF PAGE</b>	<b>\$0.00</b>	<b>\$0.02</b>	
	<b>TOTALS AT END OF PERIOD</b>	<b>\$0.00</b>	<b>\$0.02</b>	<b>\$656.53</b>

## This Statement Includes

Interest earned on deposits	\$0.02
-----------------------------	--------

## Fee Summary

Fees Charged for period: 01 FEB 2022 to 28 FEB 2022

### Summary of ANZ Transaction Fees

	Transactions		Fee Per Transaction (\$)	Total Charge (\$)
	Total	Free Additional		
<b>Transaction Fees</b>				
INTERNET/ONLINE WDL	1.00	1.00	0.60	0.00
<b>Total Transaction Fees Charged</b>				<b>\$0.00</b>

**Please note:** Overseas transaction fees, overseas ATM fees and non ANZ ATM operator fees not included

**Please note:** Your fee cycle may not always reconcile with your statement cycle. This statement date ends on 11/03/22 and the monthly fee cycle, as appears above, ended on 28/02/22.

## Summary of Relationship Benefit for this account

Amount (\$)

**Your Relationship Benefit** 0.60

### This is made up of:

Value of Free Transactions 0.60

## IMPORTANT INFORMATION

### PLEASE CHECK THE ENTRIES AND CALL 13 13 14 REGARDING ANY ERRORS ON THIS STATEMENT.

All entries generated are subject to authorisation and verification, and if necessary, adjustments will appear on a later statement.

Further information in relation to this product (including details of benefits or fees and charges) is available on request and you can access this information by reviewing the Terms and Conditions, and Fees and Charges brochures which can be found at [anz.com](http://anz.com) or by calling **13 13 14**.

If you have a complaint about an ANZ product or service, please contact us and we will try to resolve the issue as quickly as possible. Our customer complaints guide is available at <https://www.anz.com.au/support/contact-us/compliments-suggestions-complaints/>, alternatively you may wish to:

- Call**
- General enquiries **13 13 14**
- us:**
- If you're overseas **+61 3 9683 9999**
  - ANZ Complaint Resolution Team on **1800 805 154**
  - If you're deaf, hard of hearing and/or have a speech impairment, call **133 677** or visit the **National Relay Service** at:  
<https://nrschat.nrscall.gov.au/nrs/internetrelay>

**Write** ANZ Complaint Resolution Team  
**to us:** Locked Bag 4050,  
South Melbourne VIC 3205  
or **ANZ online complaints form:**  
<https://www.anz.com.au/support/contact-us/compliments-suggestions-complaints/feedback/>

**Visit** At your nearest ANZ branch.  
**us:** If you have a Relationship Manager, please feel free to contact them.

If an issue has not been resolved to your satisfaction, you can lodge a complaint with the Australian Financial Complaints Authority (**AFCA**). AFCA provides fair and independent financial services complaint resolution that is free to consumers.

**Call:** **1800 931 678** (free call within Australia), or **+61 1800 931 678** (International)  
**Online:** Email: [info@afca.org.au](mailto:info@afca.org.au)  
Web: [www.afca.org.au](http://www.afca.org.au)

**Write Australian Financial Complaints Authority Limited**  
**to:** GPO Box 3,  
Melbourne VIC 3001



# ANZ BUSINESS ESSENTIALS STATEMENT

STATEMENT NUMBER 86  
11 MARCH 2022 TO 13 APRIL 2022

SAM SHAO SUE CHANG  
RUOH SHEUE CHANG  
16 WALLACE ST  
KINGSFORD NSW 2032

## WELCOME TO YOUR ANZ ACCOUNT AT A GLANCE

### Account Details

RUOH SHEUE CHANG & SAM SHAO-SUE CHANG  
ATF CHANG FAMILY SUPER FUND

### Branch Number (BSB)

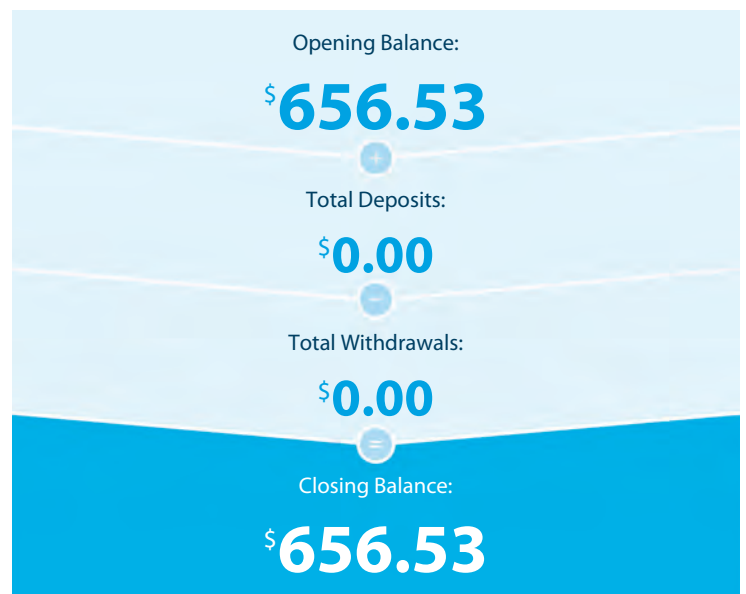
012-336

### Account Number

3952-30707

### Account Descriptor

BUSINESS P/SAVER



## NEED TO GET IN TOUCH?



**ANZ Internet Banking**  
anz.com

OR



**Enquiries:** 13 13 14  
**Lost/Stolen Cards:** 1800 033 844

# ANZ BUSINESS ESSENTIALS STATEMENT

Account Number 3952-30707

## Transaction Details

Please retain this statement for taxation purposes

Date	Transaction Details	Withdrawals (\$)	Deposits (\$)	Balance (\$)
<b>2022</b>				
<b>11 MAR</b>	<b>OPENING BALANCE</b>			<b>656.53</b>
	<b>TOTALS AT END OF PAGE</b>	<b>\$0.00</b>	<b>\$0.00</b>	
	<b>TOTALS AT END OF PERIOD</b>	<b>\$0.00</b>	<b>\$0.00</b>	<b>\$656.53</b>

## IMPORTANT INFORMATION

### PLEASE CHECK THE ENTRIES AND CALL 13 13 14 REGARDING ANY ERRORS ON THIS STATEMENT.

All entries generated are subject to authorisation and verification, and if necessary, adjustments will appear on a later statement.

Further information in relation to this product (including details of benefits or fees and charges) is available on request and you can access this information by reviewing the Terms and Conditions, and Fees and Charges brochures which can be found at [anz.com](http://anz.com) or by calling **13 13 14**.

If you have a complaint about an ANZ product or service, please contact us and we will try to resolve the issue as quickly as possible. Our customer complaints guide is available at <https://www.anz.com.au/support/contact-us/compliments-suggestions-complaints/>, alternatively you may wish to:

- Call us:**
- General enquiries **13 13 14**
  - If you're overseas **+61 3 9683 9999**
  - ANZ Complaint Resolution Team on **1800 805 154**
  - If you're deaf, hard of hearing and/or have a speech impairment, call **133 677** or visit the **National Relay Service** at: <https://nrschat.nrscall.gov.au/nrs/internetrelay>

- Write to us:** ANZ Complaint Resolution Team  
Locked Bag 4050,  
South Melbourne VIC 3205  
or **ANZ online complaints form:**  
<https://www.anz.com.au/support/contact-us/compliments-suggestions-complaints/feedback/>

- Visit us:** At your nearest ANZ branch.  
If you have a Relationship Manager, please feel free to contact them.

If an issue has not been resolved to your satisfaction, you can lodge a complaint with the Australian Financial Complaints Authority (AFCA). AFCA provides fair and independent financial services complaint resolution that is free to consumers.

- Call:** **1800 931 678** (free call within Australia), or **+61 1800 931 678** (International)
- Write to:** **Australian Financial Complaints Authority Limited**  
GPO Box 3,  
Melbourne VIC 3001
- Online:** Email: [info@afca.org.au](mailto:info@afca.org.au)  
Web: [www.afca.org.au](http://www.afca.org.au)



# ANZ BUSINESS ESSENTIALS STATEMENT

STATEMENT NUMBER 87

13 APRIL 2022 TO 13 MAY 2022

SAM SHAO SUE CHANG  
RUOH SHEUE CHANG  
16 WALLACE ST  
KINGSFORD NSW 2032

## WELCOME TO YOUR ANZ ACCOUNT AT A GLANCE

### Account Details

RUOH SHEUE CHANG & SAM SHAO-SUE CHANG  
ATF CHANG FAMILY SUPER FUND

### Branch Number (BSB)

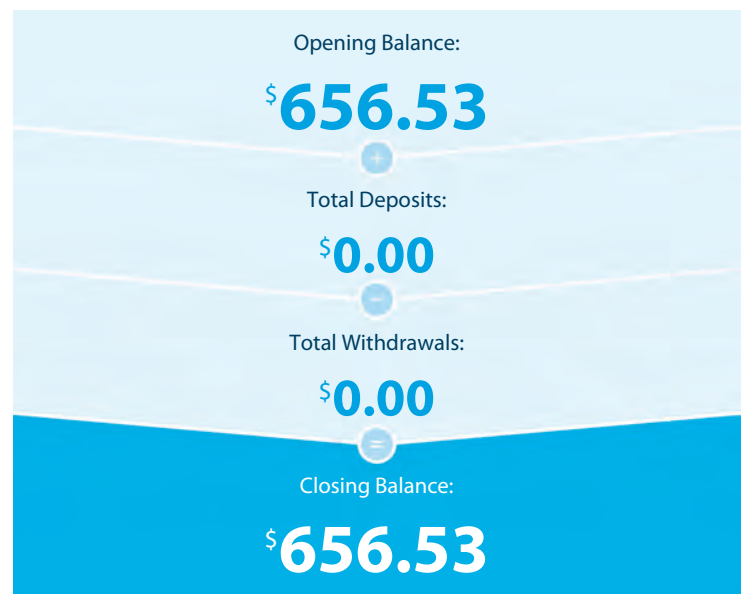
012-336

### Account Number

3952-30707

### Account Descriptor

BUSINESS P/SAVER



## NEED TO GET IN TOUCH?



**ANZ Internet Banking**  
anz.com

OR



**Enquiries:** 13 13 14  
**Lost/Stolen Cards:** 1800 033 844

# ANZ BUSINESS ESSENTIALS STATEMENT

Account Number 3952-30707

## Transaction Details

Please retain this statement for taxation purposes

Date	Transaction Details	Withdrawals (\$)	Deposits (\$)	Balance (\$)
<b>2022</b>				
<b>13 APR</b>	<b>OPENING BALANCE</b>			<b>656.53</b>
	<b>TOTALS AT END OF PAGE</b>	<b>\$0.00</b>	<b>\$0.00</b>	
	<b>TOTALS AT END OF PERIOD</b>	<b>\$0.00</b>	<b>\$0.00</b>	<b>\$656.53</b>

## IMPORTANT INFORMATION

### PLEASE CHECK THE ENTRIES AND CALL 13 13 14 REGARDING ANY ERRORS ON THIS STATEMENT.

All entries generated are subject to authorisation and verification, and if necessary, adjustments will appear on a later statement.

Further information in relation to this product (including details of benefits or fees and charges) is available on request and you can access this information by reviewing the Terms and Conditions, and Fees and Charges brochures which can be found at [anz.com](http://anz.com) or by calling **13 13 14**.

If you have a complaint about an ANZ product or service, please contact us and we will try to resolve the issue as quickly as possible. Our customer complaints guide is available at <https://www.anz.com.au/support/contact-us/compliments-suggestions-complaints/>, alternatively you may wish to:

- Call us:**
- General enquiries **13 13 14**
  - If you're overseas **+61 3 9683 9999**
  - ANZ Complaint Resolution Team on **1800 805 154**
  - If you're deaf, hard of hearing and/or have a speech impairment, call **133 677** or visit the **National Relay Service** at: <https://nrschat.nrscall.gov.au/nrs/internetrelay>

- Write to us:** ANZ Complaint Resolution Team  
Locked Bag 4050,  
South Melbourne VIC 3205  
or **ANZ online complaints form:**  
<https://www.anz.com.au/support/contact-us/compliments-suggestions-complaints/feedback/>

- Visit us:** At your nearest ANZ branch.  
If you have a Relationship Manager, please feel free to contact them.

If an issue has not been resolved to your satisfaction, you can lodge a complaint with the Australian Financial Complaints Authority (AFCA). AFCA provides fair and independent financial services complaint resolution that is free to consumers.

- Call:** **1800 931 678** (free call within Australia), or **+61 1800 931 678** (International)
- Write to:** **Australian Financial Complaints Authority Limited**  
GPO Box 3,  
Melbourne VIC 3001
- Online:** Email: [info@afca.org.au](mailto:info@afca.org.au)  
Web: [www.afca.org.au](http://www.afca.org.au)



# ANZ BUSINESS ESSENTIALS STATEMENT

STATEMENT NUMBER 88

13 MAY 2022 TO 13 JUNE 2022

SAM SHAO SUE CHANG  
RUOH SHEUE CHANG  
16 WALLACE ST  
KINGSFORD NSW 2032

## WELCOME TO YOUR ANZ ACCOUNT AT A GLANCE

### Account Details

RUOH SHEUE CHANG & SAM SHAO-SUE CHANG  
ATF CHANG FAMILY SUPER FUND

### Branch Number (BSB)

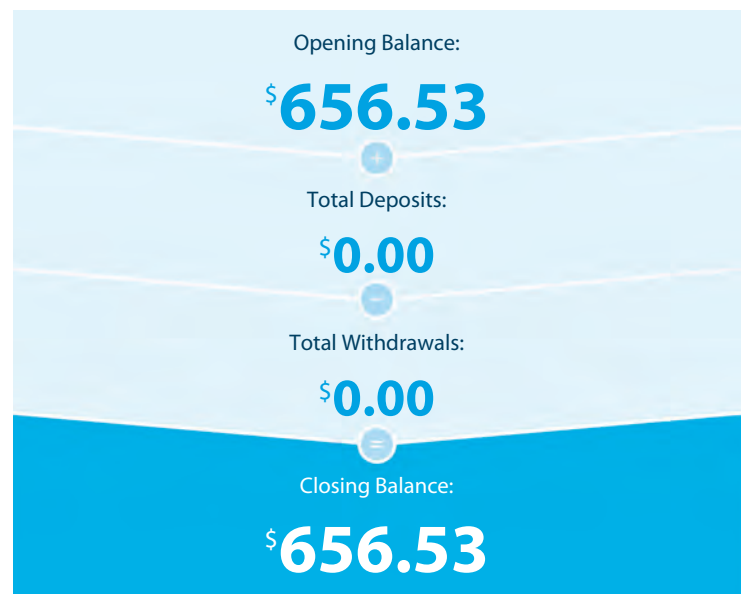
012-336

### Account Number

3952-30707

### Account Descriptor

BUSINESS P/SAVER



## NEED TO GET IN TOUCH?



**ANZ Internet Banking**  
anz.com

OR



**Enquiries:** 13 13 14  
**Lost/Stolen Cards:** 1800 033 844



# ANZ BUSINESS ESSENTIALS STATEMENT

Account Number 3952-30707

## Transaction Details

Please retain this statement for taxation purposes

Date	Transaction Details	Withdrawals (\$)	Deposits (\$)	Balance (\$)
<b>2022</b>				
<b>13 MAY</b>	<b>OPENING BALANCE</b>			<b>656.53</b>
	<b>TOTALS AT END OF PAGE</b>	<b>\$0.00</b>	<b>\$0.00</b>	
	<b>TOTALS AT END OF PERIOD</b>	<b>\$0.00</b>	<b>\$0.00</b>	<b>\$656.53</b>

## IMPORTANT INFORMATION

### PLEASE CHECK THE ENTRIES AND CALL 13 13 14 REGARDING ANY ERRORS ON THIS STATEMENT.

All entries generated are subject to authorisation and verification, and if necessary, adjustments will appear on a later statement.

Further information in relation to this product (including details of benefits or fees and charges) is available on request and you can access this information by reviewing the Terms and Conditions, and Fees and Charges brochures which can be found at [anz.com](http://anz.com) or by calling **13 13 14**.

If you have a complaint about an ANZ product or service, please contact us and we will try to resolve the issue as quickly as possible. Our customer complaints guide is available at <https://www.anz.com.au/support/contact-us/compliments-suggestions-complaints/>, alternatively you may wish to:

- Call us:**
- General enquiries **13 13 14**
  - If you're overseas **+61 3 9683 9999**
  - ANZ Complaint Resolution Team on **1800 805 154**
  - If you're deaf, hard of hearing and/or have a speech impairment, call **133 677** or visit the **National Relay Service** at: <https://nrschat.nrscall.gov.au/nrs/internetrelay>

- Write to us:** ANZ Complaint Resolution Team  
Locked Bag 4050,  
South Melbourne VIC 3205  
or **ANZ online complaints form:**  
<https://www.anz.com.au/support/contact-us/compliments-suggestions-complaints/feedback/>

- Visit us:** At your nearest ANZ branch.  
If you have a Relationship Manager, please feel free to contact them.

If an issue has not been resolved to your satisfaction, you can lodge a complaint with the Australian Financial Complaints Authority (AFCA). AFCA provides fair and independent financial services complaint resolution that is free to consumers.

- Call:** **1800 931 678** (free call within Australia), or **+61 1800 931 678** (International)
- Write to:** **Australian Financial Complaints Authority Limited**  
GPO Box 3,  
Melbourne VIC 3001
- Online:** Email: [info@afca.org.au](mailto:info@afca.org.au)  
Web: [www.afca.org.au](http://www.afca.org.au)



# ANZ BUSINESS ESSENTIALS STATEMENT

STATEMENT NUMBER 89

13 JUNE 2022 TO 13 JULY 2022

SAM SHAO SUE CHANG  
RUOH SHEUE CHANG  
16 WALLACE ST  
KINGSFORD NSW 2032

## WELCOME TO YOUR ANZ ACCOUNT AT A GLANCE

### Account Details

RUOH SHEUE CHANG & SAM SHAO-SUE CHANG  
ATF CHANG FAMILY SUPER FUND

### Branch Number (BSB)

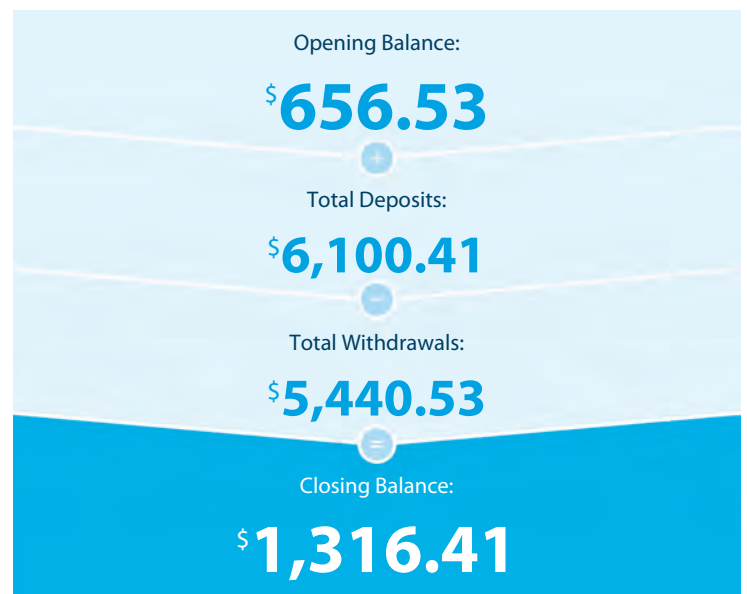
012-336

### Account Number

3952-30707

### Account Descriptor

BUSINESS P/SAVER



## NEED TO GET IN TOUCH?



**ANZ Internet Banking**  
anz.com

OR



**Enquiries:** 13 13 14  
**Lost/Stolen Cards:** 1800 033 844

# ANZ BUSINESS ESSENTIALS STATEMENT

Account Number 3952-30707

## Transaction Details

Please retain this statement for taxation purposes

Date	Transaction Details	Withdrawals (\$)	Deposits (\$)	Balance (\$)
<b>2022</b>				
<b>13 JUN</b>	<b>OPENING BALANCE</b>			<b>656.53</b>
15 JUN	<b>CLOSING BALANCE FROM 3382-46227</b>		0.41	656.94
07 JUL	<b>TRANSFER</b> FROM CMC MARKETS STOC 21787318		1,000.00	1,656.94
08 JUL	<b>ANZ INTERNET BANKING BPAY</b> TAX OFFICE PAYMENT {352203}	1,295.00		361.94
12 JUL	<b>TRANSFER</b> FROM CMC MARKETS STOC 21828752		5,100.00	5,461.94
12 JUL	<b>ANZ INTERNET BANKING BPAY</b> TAX OFFICE PAYMENT {637201}	4,145.53		1,316.41
	<b>TOTALS AT END OF PAGE</b>	<b>\$5,440.53</b>	<b>\$6,100.41</b>	
	<b>TOTALS AT END OF PERIOD</b>	<b>\$5,440.53</b>	<b>\$6,100.41</b>	<b>\$1,316.41</b>

## Yearly Summary

Previous Year to 30/06/2022 (\$)

Interest earned on deposits	2.34
-----------------------------	------

## IMPORTANT INFORMATION

### PLEASE CHECK THE ENTRIES AND CALL 13 13 14 REGARDING ANY ERRORS ON THIS STATEMENT.

All entries generated are subject to authorisation and verification, and if necessary, adjustments will appear on a later statement.

Further information in relation to this product (including details of benefits or fees and charges) is available on request and you can access this information by reviewing the Terms and Conditions, and Fees and Charges brochures which can be found at [anz.com](http://anz.com) or by calling **13 13 14**.

If you have a complaint about an ANZ product or service, please contact us and we will try to resolve the issue as quickly as possible. Our customer complaints guide is available at <https://www.anz.com.au/support/contact-us/compliments-suggestions-complaints/>, alternatively you may wish to:

- Call**
- General enquiries **13 13 14**
- us:**
- If you're overseas **+61 3 9683 9999**
  - ANZ Complaint Resolution Team on **1800 805 154**
  - If you're deaf, hard of hearing and/or have a speech impairment, call **133 677** or visit the **National Relay Service** at:  
<https://nrschat.nrscall.gov.au/nrs/internetrelay>

**Write** ANZ Complaint Resolution Team  
**to us:** Locked Bag 4050,  
South Melbourne VIC 3205  
or **ANZ online complaints form:**  
<https://www.anz.com.au/support/contact-us/compliments-suggestions-complaints/feedback/>

**Visit** At your nearest ANZ branch.  
**us:** If you have a Relationship Manager, please feel free to contact them.

If an issue has not been resolved to your satisfaction, you can lodge a complaint with the Australian Financial Complaints Authority (**AFCA**). AFCA provides fair and independent financial services complaint resolution that is free to consumers.

**Call:** **1800 931 678** (free call within Australia), or **+61 1800 931 678** (International)  
**Online:** Email: [info@afca.org.au](mailto:info@afca.org.au)  
Web: [www.afca.org.au](http://www.afca.org.au)

**Write Australian Financial Complaints Authority Limited**  
**to:** GPO Box 3,  
Melbourne VIC 3001



# ANZ CASH INVESTMENT ACCT STATEMENT

STATEMENT NUMBER 30  
10 MAY 2021 TO 10 NOVEMBER 2021

010/1427



MR SAM S S CHANG +  
MRS RUOH S CHANG  
16 WALLACE ST  
KINGSFORD NSW 2032

## WELCOME TO YOUR ANZ ACCOUNT AT A GLANCE

### Account Details

SHARE INVESTING LIMITED  
SAM SHAO SUE CHANG + RUOH SHEUE CHANG  
(CHANG FAMILY S/F)

### Branch Number (BSB)

012-012

### Account Number

4926-88824

### Account Descriptor

TRUST ACCOUNT

Opening Balance:

**\$108,174.52**

Total Deposits:

**\$866,096.99**

Total Withdrawals:

**\$947,642.32**

Closing Balance:

**\$26,629.19**

315RSP902A042419\_MU21\_002



492688824\_05943 E-1427 S-2901 I-5801

## NEED TO GET IN TOUCH?



**ANZ Internet Banking**  
anz.com

OR



**Enquiries: 133350**  
**Lost/Stolen Cards: 1800 033 844**

# ANZ CASH INVESTMENT ACCT STATEMENT

Account Number 4926-88824

## Transaction Details

Please retain this statement for taxation purposes

Date	Transaction Details	Withdrawals (\$)	Deposits (\$)	Balance (\$)
<b>2021</b>				
<b>10 MAY</b>	<b>OPENING BALANCE</b>			<b>108,174.52</b>
11 MAY	<b>TRANSFER</b> FROM CMC MARKETS STOC C14595245		5,230.05	113,404.57
11 MAY	<b>SHARE TRADE WITHDRAWAL</b> TO CMC MARKETS STOC C14595698	5,219.95		108,184.62
12 MAY	<b>SHARE TRADE WITHDRAWAL</b> TO CMC MARKETS STOC C14612100	3,745.95		104,438.67
13 MAY	<b>TRANSFER</b> FROM CMC MARKETS STOC C14637940		8,004.05	112,442.72
13 MAY	<b>SHARE TRADE WITHDRAWAL</b> TO CMC MARKETS STOC C14637926	4,564.95		107,877.77
14 MAY	<b>SHARE TRADE WITHDRAWAL</b> TO CMC MARKETS STOC 16076264	100,000.00		7,877.77
17 MAY	<b>TRANSFER</b> FROM CMC MARKETS STOC C14666692		4,960.65	12,838.42
17 MAY	<b>TRANSFER</b> FROM CMC MARKETS STOC C14668897		7,244.55	20,082.97
18 MAY	<b>TRANSFER</b> FROM CMC MARKETS STOC C14687644		4,610.05	24,693.02
18 MAY	<b>TRANSFER</b> FROM CMC MARKETS STOC C14687132		5,540.05	30,233.07
18 MAY	<b>TRANSFER</b> FROM CMC MARKETS STOC C14686916		5,591.13	35,824.20
18 MAY	<b>TRANSFER</b> FROM CMC MARKETS STOC C14686794		6,190.05	42,014.25
18 MAY	<b>TRANSFER</b> FROM CMC MARKETS STOC C14687400		7,446.10	49,460.35
19 MAY	<b>TRANSFER</b> FROM CMC MARKETS STOC C14704242		4,810.05	54,270.40
19 MAY	<b>TRANSFER</b> FROM CMC MARKETS STOC C14704657		5,740.05	60,010.45
19 MAY	<b>TRANSFER</b> FROM CMC MARKETS STOC C14704538		6,112.55	66,123.00
19 MAY	<b>TRANSFER</b> FROM CMC MARKETS STOC C14703813		6,235.05	72,358.05
19 MAY	<b>TRANSFER</b> FROM CMC MARKETS STOC C14703570		6,830.05	79,188.10
20 MAY	<b>TRANSFER</b> FROM CMC MARKETS STOC C14725518		4,580.05	83,768.15
20 MAY	<b>TRANSFER</b> FROM CMC MARKETS STOC C14725457		7,735.05	91,503.20
21 MAY	<b>SHARE TRADE WITHDRAWAL</b> TO CMC MARKETS STOC 16165843	91,500.00		3.20
26 MAY	<b>PAYMENT FROM MR SAM SHAO-SUE CHANG</b> SUPERFUND TRANSFER		25,000.00	25,003.20
27 MAY	<b>PAYMENT FROM MR SAM SHAO-SUE CHANG</b> SUPERFUND TRANSFER		25,000.00	50,003.20
	<b>TOTALS AT END OF PAGE</b>	<b>\$205,030.85</b>	<b>\$146,859.53</b>	

# ANZ CASH INVESTMENT ACCT STATEMENT

Account Number 4926-88824

Date	Transaction Details	Withdrawals (\$)	Deposits (\$)	Balance (\$)
31 MAY	<b>DIVIDEND</b> FROM KOGAN.COM LTD MAY21/00803037		64.00	50,067.20
31 MAY	<b>CREDIT INTEREST PAID</b>		0.56	50,067.76
01 JUN	<b>DIVIDEND</b> FROM DDR ITM DIV 001260882024		208.17	50,275.93
04 JUN	<b>PAYMENT FROM MR SAM SHAO-SUE CHANG</b> SUPER FUND TRANSFER		25,000.00	75,275.93
04 JUN	<b>SHARE TRADE WITHDRAWAL</b> TO CMC MARKETS STOC C14895090	6,313.95		68,961.98
04 JUN	<b>SHARE TRADE WITHDRAWAL</b> TO CMC MARKETS STOC C14894438	6,896.13		62,065.85
07 JUN	<b>PAYMENT FROM MR SAM SHAO-SUE CHANG</b> SUPERFUND TRANSFER		25,000.00	87,065.85
07 JUN	<b>SHARE TRADE WITHDRAWAL</b> TO CMC MARKETS STOC C14907270	6,151.95		80,913.90
09 JUN	<b>TRANSFER</b> FROM CMC MARKETS STOC C14940767		14,548.05	95,461.95
09 JUN	<b>SHARE TRADE WITHDRAWAL</b> TO CMC MARKETS STOC C14942750	6,158.55		89,303.40
09 JUN	<b>SHARE TRADE WITHDRAWAL</b> TO CMC MARKETS STOC C14941163	7,039.95		82,263.45
09 JUN	<b>SHARE TRADE WITHDRAWAL</b> TO CMC MARKETS STOC C14941121	8,254.89		74,008.56
09 JUN	<b>SHARE TRADE WITHDRAWAL</b> TO CMC MARKETS STOC C14940860	8,923.95		65,084.61
09 JUN	<b>SHARE TRADE WITHDRAWAL</b> TO CMC MARKETS STOC C14941247	9,907.95		55,176.66
09 JUN	<b>SHARE TRADE WITHDRAWAL</b> TO CMC MARKETS STOC C14940927	10,736.95		44,439.71
11 JUN	<b>SHARE TRADE WITHDRAWAL</b> TO CMC MARKETS STOC C14975647	4,794.45		39,645.26
11 JUN	<b>SHARE TRADE WITHDRAWAL</b> TO CMC MARKETS STOC C14976171	5,719.95		33,925.31
11 JUN	<b>SHARE TRADE WITHDRAWAL</b> TO CMC MARKETS STOC C14976261	9,214.95		24,710.36
15 JUN	<b>PAYMENT FROM MR SAM SHAO-SUE CHANG</b>		25,000.00	49,710.36
16 JUN	<b>SHARE TRADE WITHDRAWAL</b> TO CMC MARKETS STOC C15007493	4,407.45		45,302.91
16 JUN	<b>SHARE TRADE WITHDRAWAL</b> TO CMC MARKETS STOC C15007816	4,769.95		40,532.96
16 JUN	<b>SHARE TRADE WITHDRAWAL</b> TO CMC MARKETS STOC C15006957	6,263.55		34,269.41
17 JUN	<b>DIVIDEND</b> FROM RESMED DIVIDEND JUN21/00811874		10.60	34,280.01
17 JUN	<b>SHARE TRADE WITHDRAWAL</b> TO CMC MARKETS STOC C15021776	6,219.95		28,060.06
22 JUN	<b>PAYMENT FROM MR SAM SHAO-SUE CHANG</b> SUPERFUND TRANSFER		25,000.00	53,060.06
23 JUN	<b>SHARE TRADE WITHDRAWAL</b> TO CMC MARKETS STOC C15087440	6,541.95		46,518.11
<b>TOTALS AT END OF PAGE</b>		<b>\$118,316.47</b>	<b>\$114,831.38</b>	



492688824 05943 E-1427 S-2902 L-9803

# ANZ CASH INVESTMENT ACCT STATEMENT

Account Number 4926-88824

Date	Transaction Details	Withdrawals (\$)	Deposits (\$)	Balance (\$)
24 JUN	<b>SHARE TRADE WITHDRAWAL</b> TO CMC MARKETS STOC C15105068	10,219.95		36,298.16
25 JUN	<b>TRANSFER</b> FROM CMC MARKETS STOC C15128859		6,844.54	43,142.70
25 JUN	<b>TRANSFER</b> FROM CMC MARKETS STOC C15129678		7,334.25	50,476.95
25 JUN	<b>TRANSFER</b> FROM CMC MARKETS STOC C15130480		7,754.55	58,231.50
25 JUN	<b>TRANSFER</b> FROM CMC MARKETS STOC C15129245		9,430.05	67,661.55
28 JUN	<b>SHARE TRADE WITHDRAWAL</b> TO CMC MARKETS STOC C15142131	7,638.60		60,022.95
30 JUN	<b>TRANSFER</b> FROM CMC MARKETS STOC C15179856		4,480.05	64,503.00
30 JUN	<b>TRANSFER</b> FROM CMC MARKETS STOC C15179943		7,625.05	72,128.05
30 JUN	<b>CREDIT INTEREST PAID</b>		0.39	72,128.44
01 JUL	<b>SHARE TRADE WITHDRAWAL</b> TO CMC MARKETS STOC C15195876	10,342.95		61,785.49
05 JUL	<b>SHARE TRADE WITHDRAWAL</b> TO CMC MARKETS STOC C15226344	8,294.95		53,490.54
09 JUL	<b>PAYMENT FROM MR SAM SHAO-SUE CHANG</b>		25,000.00	78,490.54
12 JUL	<b>SHARE TRADE WITHDRAWAL</b> TO CMC MARKETS STOC C15307687	9,622.95		68,867.59
13 JUL	<b>TRANSFER</b> FROM CMC MARKETS STOC C15326930		9,970.05	78,837.64
13 JUL	<b>SHARE TRADE WITHDRAWAL</b> TO CMC MARKETS STOC C15327055	10,726.35		68,111.29
15 JUL	<b>SHARE TRADE WITHDRAWAL</b> TO CMC MARKETS STOC C15354718	5,119.95		62,991.34
15 JUL	<b>SHARE TRADE WITHDRAWAL</b> TO CMC MARKETS STOC C15354672	9,443.42		53,547.92
16 JUL	<b>SHARE TRADE WITHDRAWAL</b> TO CMC MARKETS STOC C15364636	10,047.95		43,499.97
23 JUL	<b>DIVIDEND</b> FROM MVB DST 001262455243		70.00	43,569.97
23 JUL	<b>SHARE TRADE WITHDRAWAL</b> TO CMC MARKETS STOC C15453184	9,895.95		33,674.02
26 JUL	<b>SHARE TRADE WITHDRAWAL</b> TO CMC MARKETS STOC C15468855	7,950.45		25,723.57
27 JUL	<b>TRANSFER</b> FROM CMC MARKETS STOC C15484994		7,866.05	33,589.62
27 JUL	<b>SHARE TRADE WITHDRAWAL</b> TO CMC MARKETS STOC C15481966	8,112.45		25,477.17
29 JUL	<b>TRANSFER</b> FROM CMC MARKETS STOC C15512274		10,231.05	35,708.22
30 JUL	<b>CREDIT INTEREST PAID</b>		0.42	35,708.64
02 AUG	<b>TRANSFER</b> FROM CMC MARKETS STOC C15547891		9,390.05	45,098.69
<b>TOTALS AT END OF PAGE</b>		<b>\$107,415.92</b>	<b>\$105,996.50</b>	



# ANZ CASH INVESTMENT ACCT STATEMENT

Account Number 4926-88824

Date	Transaction Details	Withdrawals (\$)	Deposits (\$)	Balance (\$)
02 AUG	<b>SHARE TRADE WITHDRAWAL</b> TO CMC MARKETS STOC C15547846	20,377.40		24,721.29
04 AUG	<b>TRANSFER</b> FROM CMC MARKETS STOC C15578274		43,704.50	68,425.79
05 AUG	<b>SHARE TRADE WITHDRAWAL</b> TO CMC MARKETS STOC C15598996	7,005.95		61,419.84
10 AUG	<b>TRANSFER</b> FROM CMC MARKETS STOC C15649177		7,410.60	68,830.44
12 AUG	<b>SHARE TRADE WITHDRAWAL</b> TO CMC MARKETS STOC C15684320	5,439.95		63,390.49
12 AUG	<b>SHARE TRADE WITHDRAWAL</b> TO CMC MARKETS STOC C15684370	9,397.95		53,992.54
13 AUG	<b>SHARE TRADE WITHDRAWAL</b> TO CMC MARKETS STOC 17256515	12,000.00		41,992.54
16 AUG	<b>TRANSFER</b> FROM CMC MARKETS STOC C15718874		6,766.05	48,758.59
16 AUG	<b>TRANSFER</b> FROM CMC MARKETS STOC C15717756		7,204.05	55,962.64
16 AUG	<b>TRANSFER</b> FROM CMC MARKETS STOC C15718353		7,724.46	63,687.10
16 AUG	<b>TRANSFER</b> FROM CMC MARKETS STOC C15718264		8,391.15	72,078.25
16 AUG	<b>TRANSFER</b> FROM CMC MARKETS STOC C15719760		9,772.27	81,850.52
16 AUG	<b>TRANSFER</b> FROM CMC MARKETS STOC C15719379		12,139.05	93,989.57
17 AUG	<b>DIVIDEND</b> FROM MVB DST 001262768109		129.50	94,119.07
17 AUG	<b>TRANSFER</b> FROM CMC MARKETS STOC C15749137		6,085.05	100,204.12
17 AUG	<b>TRANSFER</b> FROM CMC MARKETS STOC C15744418		12,475.05	112,679.17
17 AUG	<b>SHARE TRADE WITHDRAWAL</b> TO CMC MARKETS STOC C15745019	5,867.95		106,811.22
19 AUG	<b>SHARE TRADE WITHDRAWAL</b> TO CMC MARKETS STOC C15788486	5,595.95		101,215.27
19 AUG	<b>SHARE TRADE WITHDRAWAL</b> TO CMC MARKETS STOC C15789115	7,039.95		94,175.32
19 AUG	<b>SHARE TRADE WITHDRAWAL</b> TO CMC MARKETS STOC C15788966	8,379.40		85,795.92
20 AUG	<b>TRANSFER</b> FROM CMC MARKETS STOC C15810542		5,040.05	90,835.97
20 AUG	<b>TRANSFER</b> FROM CMC MARKETS STOC C15808732		9,936.66	100,772.63
20 AUG	<b>SHARE TRADE WITHDRAWAL</b> TO CMC MARKETS STOC C15805258	6,049.95		94,722.68
20 AUG	<b>SHARE TRADE WITHDRAWAL</b> TO CMC MARKETS STOC C15809785	9,565.95		85,156.73
23 AUG	<b>TRANSFER</b> FROM CMC MARKETS STOC C15822145		4,030.05	89,186.78
<b>TOTALS AT END OF PAGE</b>		<b>\$96,720.40</b>	<b>\$140,808.49</b>	



492688824\_05943 E-1427 S-2903 I-5805

# ANZ CASH INVESTMENT ACCT STATEMENT

Account Number 4926-88824

Date	Transaction Details	Withdrawals (\$)	Deposits (\$)	Balance (\$)
23 AUG	<b>SHARE TRADE WITHDRAWAL</b> TO CMC MARKETS STOC C15824489	4,484.79		84,701.99
23 AUG	<b>SHARE TRADE WITHDRAWAL</b> TO CMC MARKETS STOC C15829352	4,579.95		80,122.04
24 AUG	<b>TRANSFER</b> FROM CMC MARKETS STOC C15839920		8,312.55	88,434.59
24 AUG	<b>TRANSFER</b> FROM CMC MARKETS STOC C15835368		8,656.05	97,090.64
24 AUG	<b>TRANSFER</b> FROM CMC MARKETS STOC C15834423		13,289.55	110,380.19
24 AUG	<b>TRANSFER</b> FROM CMC MARKETS STOC C15840081		18,959.12	129,339.31
24 AUG	<b>SHARE TRADE WITHDRAWAL</b> TO CMC MARKETS STOC C15833099	4,459.95		124,879.36
26 AUG	<b>SHARE TRADE WITHDRAWAL</b> TO CMC MARKETS STOC C15877549	7,214.63		117,664.73
26 AUG	<b>SHARE TRADE WITHDRAWAL</b> TO CMC MARKETS STOC C15877735	7,339.95		110,324.78
27 AUG	<b>SHARE TRADE WITHDRAWAL</b> TO CMC MARKETS STOC C15900829	6,879.95		103,444.83
27 AUG	<b>SHARE TRADE WITHDRAWAL</b> TO CMC MARKETS STOC C15901152	8,251.95		95,192.88
30 AUG	<b>TRANSFER</b> FROM CMC MARKETS STOC C15926415		2,980.05	98,172.93
30 AUG	<b>SHARE TRADE WITHDRAWAL</b> TO CMC MARKETS STOC C15927367	3,049.95		95,122.98
30 AUG	<b>SHARE TRADE WITHDRAWAL</b> TO CMC MARKETS STOC C15927288	3,256.95		91,866.03
30 AUG	<b>SHARE TRADE WITHDRAWAL</b> TO CMC MARKETS STOC C15919078	6,565.95		85,300.08
31 AUG	<b>TRANSFER</b> FROM CMC MARKETS STOC C15940715		5,580.05	90,880.13
31 AUG	<b>TRANSFER</b> FROM CMC MARKETS STOC C15940466		8,875.05	99,755.18
31 AUG	<b>SHARE TRADE WITHDRAWAL</b> TO CMC MARKETS STOC C15939994	5,975.95		93,779.23
31 AUG	<b>CREDIT INTEREST PAID</b>		0.64	93,779.87
01 SEP	<b>DIVIDEND</b> FROM DDR ITM DIV 001263616553		36.00	93,815.87
01 SEP	<b>TRANSFER</b> FROM CMC MARKETS STOC C15959397		7,127.05	100,942.92
01 SEP	<b>TRANSFER</b> FROM CMC MARKETS STOC C15960302		7,414.05	108,356.97
01 SEP	<b>SHARE TRADE WITHDRAWAL</b> TO CMC MARKETS STOC C15959342	5,205.84		103,151.13
01 SEP	<b>SHARE TRADE WITHDRAWAL</b> TO CMC MARKETS STOC C15959581	6,121.95		97,029.18
06 SEP	<b>TRANSFER</b> FROM CMC MARKETS STOC C16017989		4,300.05	101,329.23
<b>TOTALS AT END OF PAGE</b>		<b>\$73,387.76</b>	<b>\$85,530.21</b>	

492688824\_05943 E-1427 S-2903 1-5806

# ANZ CASH INVESTMENT ACCT STATEMENT

Account Number 4926-88824

Date	Transaction Details	Withdrawals (\$)	Deposits (\$)	Balance (\$)
06 SEP	<b>TRANSFER</b> FROM CMC MARKETS STOC C16017464		6,149.05	107,478.28
06 SEP	<b>TRANSFER</b> FROM CMC MARKETS STOC C16019915		7,772.25	115,250.53
07 SEP	<b>SHARE TRADE WITHDRAWAL</b> TO CMC MARKETS STOC C16039305	9,655.95		105,594.58
08 SEP	<b>SHARE TRADE WITHDRAWAL</b> TO CMC MARKETS STOC C16056657	5,860.11		99,734.47
08 SEP	<b>SHARE TRADE WITHDRAWAL</b> TO CMC MARKETS STOC C16055537	6,054.75		93,679.72
10 SEP	<b>TRANSFER</b> FROM CMC MARKETS STOC C16088260		6,346.05	100,025.77
13 SEP	<b>TRANSFER</b> FROM CMC MARKETS STOC C16105684		7,088.05	107,113.82
15 SEP	<b>DIVIDEND</b> FROM APA DST 001263757859		270.01	107,383.83
15 SEP	<b>TRANSFER</b> FROM CMC MARKETS STOC C16150273		13,589.96	120,973.79
15 SEP	<b>SHARE TRADE WITHDRAWAL</b> TO CMC MARKETS STOC C16150902	5,219.95		115,753.84
16 SEP	<b>DIVIDEND</b> FROM ACCENT GROUP LTD SEP21/00803562		162.50	115,916.34
16 SEP	<b>TRANSFER</b> FROM CMC MARKETS STOC C16165939		6,984.05	122,900.39
16 SEP	<b>TRANSFER</b> FROM CMC MARKETS STOC C16166917		7,480.05	130,380.44
16 SEP	<b>TRANSFER</b> FROM CMC MARKETS STOC C16165889		10,161.99	140,542.43
16 SEP	<b>TRANSFER</b> FROM CMC MARKETS STOC C16166403		10,420.05	150,962.48
17 SEP	<b>TRANSFER</b> FROM CMC MARKETS STOC C16183885		9,844.05	160,806.53
20 SEP	<b>SHARE TRADE WITHDRAWAL</b> TO CMC MARKETS STOC C16202043	7,404.95		153,401.58
20 SEP	<b>SHARE TRADE WITHDRAWAL</b> TO CMC MARKETS STOC C16202856	8,008.19		145,393.39
21 SEP	<b>SHARE TRADE WITHDRAWAL</b> TO CMC MARKETS STOC C16227508	7,699.95		137,693.44
23 SEP	<b>DIVIDEND</b> FROM MAGELLAN FIN GRP S00018262274		205.38	137,898.82
23 SEP	<b>SHARE TRADE WITHDRAWAL</b> TO CMC MARKETS STOC C16275045	6,249.95		131,648.87
23 SEP	<b>SHARE TRADE WITHDRAWAL</b> TO CMC MARKETS STOC C16274394	8,199.95		123,448.92
24 SEP	<b>DIVIDEND</b> FROM APX ITM DIV 001265473032		40.50	123,489.42
24 SEP	<b>SHARE TRADE WITHDRAWAL</b> TO CMC MARKETS STOC C16295003	5,171.95		118,317.47
24 SEP	<b>SHARE TRADE WITHDRAWAL</b> TO CMC MARKETS STOC C16294254	6,544.95		111,772.52
<b>TOTALS AT END OF PAGE</b>		<b>\$76,070.65</b>	<b>\$86,513.94</b>	



492688824\_05943 E-1427 S-2904 I-5807

# ANZ CASH INVESTMENT ACCT STATEMENT

Account Number 4926-88824

Date	Transaction Details	Withdrawals (\$)	Deposits (\$)	Balance (\$)
28 SEP	<b>DIVIDEND</b> FROM ALTIUM LIMITED SEP21/00804964		63.00	111,835.52
28 SEP	<b>TRANSFER</b> FROM CMC MARKETS STOC C16327070		6,880.05	118,715.57
29 SEP	<b>DIVIDEND</b> FROM NST FNL DIV 001267628554		71.25	118,786.82
30 SEP	<b>DIVIDEND</b> FROM CSL LTD DIVIDEND AUD21/00958626		63.59	118,850.41
30 SEP	<b>DIVIDEND</b> FROM FMG DIVIDEND 001267426976		844.00	119,694.41
30 SEP	<b>CREDIT INTEREST PAID</b>		0.95	119,695.36
01 OCT	<b>DIVIDEND</b> FROM PME FNL DIV 001267676964		16.00	119,711.36
01 OCT	<b>TRANSFER</b> FROM CMC MARKETS STOC C16388083		6,100.05	125,811.41
01 OCT	<b>TRANSFER</b> FROM CMC MARKETS STOC C16387495		11,076.45	136,887.86
01 OCT	<b>SHARE TRADE WITHDRAWAL</b> TO CMC MARKETS STOC C16387781	5,732.15		131,155.71
01 OCT	<b>SHARE TRADE WITHDRAWAL</b> TO CMC MARKETS STOC C16387996	6,349.95		124,805.76
05 OCT	<b>TRANSFER</b> FROM CMC MARKETS STOC C16425188		8,085.00	132,890.76
05 OCT	<b>TRANSFER</b> FROM CMC MARKETS STOC C16426582		14,720.05	147,610.81
05 OCT	<b>SHARE TRADE WITHDRAWAL</b> TO CMC MARKETS STOC C16425267	7,394.95		140,215.86
07 OCT	<b>SHARE TRADE WITHDRAWAL</b> TO CMC MARKETS STOC C16466913	5,749.95		134,465.91
08 OCT	<b>TRANSFER</b> FROM CMC MARKETS STOC C16483660		7,504.05	141,969.96
08 OCT	<b>TRANSFER</b> FROM CMC MARKETS STOC C16483590		10,121.05	152,091.01
08 OCT	<b>TRANSFER</b> FROM CMC MARKETS STOC C16484679		10,940.05	163,031.06
08 OCT	<b>TRANSFER</b> FROM CMC MARKETS STOC C16484396		17,185.05	180,216.11
11 OCT	<b>SHARE TRADE WITHDRAWAL</b> TO CMC MARKETS STOC C16497191	27,620.35		152,595.76
12 OCT	<b>SHARE TRADE WITHDRAWAL</b> TO CMC MARKETS STOC C16516424	8,097.95		144,497.81
12 OCT	<b>SHARE TRADE WITHDRAWAL</b> TO CMC MARKETS STOC C16516363	8,287.95		136,209.86
13 OCT	<b>SHARE TRADE WITHDRAWAL</b> TO CMC MARKETS STOC C16523984	5,144.95		131,064.91
13 OCT	<b>SHARE TRADE WITHDRAWAL</b> TO CMC MARKETS STOC C16532944	5,407.95		125,656.96
13 OCT	<b>SHARE TRADE WITHDRAWAL</b> TO CMC MARKETS STOC C16531852	7,587.95		118,069.01
<b>TOTALS AT END OF PAGE</b>		<b>\$87,374.10</b>	<b>\$93,670.59</b>	

# ANZ CASH INVESTMENT ACCT STATEMENT

Account Number 4926-88824

Date	Transaction Details	Withdrawals (\$)	Deposits (\$)	Balance (\$)
14 OCT	<b>SHARE TRADE WITHDRAWAL</b> TO CMC MARKETS STOC C16541016	7,614.95		110,454.06
18 OCT	<b>SHARE TRADE WITHDRAWAL</b> TO CMC MARKETS STOC C16579476	7,038.31		103,415.75
18 OCT	<b>SHARE TRADE WITHDRAWAL</b> TO CMC MARKETS STOC C16574122	7,939.95		95,475.80
18 OCT	<b>SHARE TRADE WITHDRAWAL</b> TO CMC MARKETS STOC C16579720	8,664.95		86,810.85
19 OCT	<b>SHARE TRADE WITHDRAWAL</b> TO CMC MARKETS STOC C16593795	6,019.95		80,790.90
20 OCT	<b>SHARE TRADE WITHDRAWAL</b> TO CMC MARKETS STOC C16618414	7,474.95		73,315.95
26 OCT	<b>SHARE TRADE WITHDRAWAL</b> TO CMC MARKETS STOC C16694010	6,849.95		66,466.00
26 OCT	<b>SHARE TRADE WITHDRAWAL</b> TO CMC MARKETS STOC C16693251	9,249.45		57,216.55
28 OCT	<b>TRANSFER</b> FROM CMC MARKETS STOC C16725360		21,778.52	78,995.07
28 OCT	<b>SHARE TRADE WITHDRAWAL</b> TO CMC MARKETS STOC C16726099	8,049.95		70,945.12
28 OCT	<b>SHARE TRADE WITHDRAWAL</b> TO CMC MARKETS STOC C16725747	9,853.41		61,091.71
29 OCT	<b>TRANSFER</b> FROM CMC MARKETS STOC C16750077		6,142.05	67,233.76
29 OCT	<b>TRANSFER</b> FROM CMC MARKETS STOC C16746369		15,060.05	82,293.81
29 OCT	<b>SHARE TRADE WITHDRAWAL</b> TO CMC MARKETS STOC C16750419	8,411.95		73,881.86
29 OCT	<b>CREDIT INTEREST PAID</b>		0.28	73,882.14
01 NOV	<b>TRANSFER</b> FROM CMC MARKETS STOC C16759100		7,015.05	80,897.19
01 NOV	<b>TRANSFER</b> FROM CMC MARKETS STOC C16763913		7,400.05	88,297.24
02 NOV	<b>SHARE TRADE WITHDRAWAL</b> TO CMC MARKETS STOC C16778096	6,457.95		81,839.29
02 NOV	<b>SHARE TRADE WITHDRAWAL</b> TO CMC MARKETS STOC C16778633	6,463.95		75,375.34
02 NOV	<b>SHARE TRADE WITHDRAWAL</b> TO CMC MARKETS STOC C16781541	6,589.95		68,785.39
02 NOV	<b>SHARE TRADE WITHDRAWAL</b> TO CMC MARKETS STOC C16777858	7,315.95		61,469.44
02 NOV	<b>SHARE TRADE WITHDRAWAL</b> TO CMC MARKETS STOC C16781777	8,035.95		53,433.49
04 NOV	<b>TRANSFER</b> FROM CMC MARKETS STOC C16820635		6,080.05	59,513.54
05 NOV	<b>TRANSFER</b> FROM CMC MARKETS STOC C16840187		8,068.55	67,582.09
05 NOV	<b>SHARE TRADE WITHDRAWAL</b> TO CMC MARKETS STOC C16833923	7,216.65		60,365.44
<b>TOTALS AT END OF PAGE</b>		<b>\$129,248.17</b>	<b>\$71,544.60</b>	



492688824\_05943 E-1427 S-2905 1-5809

# ANZ CASH INVESTMENT ACCT STATEMENT

Account Number 4926-88824

Date	Transaction Details	Withdrawals (\$)	Deposits (\$)	Balance (\$)
08 NOV	<b>TRANSFER</b> FROM CMC MARKETS STOC C16848768		4,180.05	64,545.49
08 NOV	<b>SHARE TRADE WITHDRAWAL</b> TO CMC MARKETS STOC C16845937	7,067.55		57,477.94
08 NOV	<b>SHARE TRADE WITHDRAWAL</b> TO CMC MARKETS STOC C16851760	7,574.95		49,902.99
08 NOV	<b>SHARE TRADE WITHDRAWAL</b> TO CMC MARKETS STOC C16849939	7,659.95		42,243.04
09 NOV	<b>TRANSFER</b> FROM CMC MARKETS STOC C16870163		9,485.65	51,728.69
09 NOV	<b>SHARE TRADE WITHDRAWAL</b> TO CMC MARKETS STOC C16878270	5,649.95		46,078.74
09 NOV	<b>SHARE TRADE WITHDRAWAL</b> TO CMC MARKETS STOC C16869754	7,261.70		38,817.04
10 NOV	<b>TRANSFER</b> FROM CMC MARKETS STOC C16899566		6,676.05	45,493.09
10 NOV	<b>SHARE TRADE WITHDRAWAL</b> TO CMC MARKETS STOC C16899237	7,577.95		37,915.14
10 NOV	<b>SHARE TRADE WITHDRAWAL</b> TO CMC MARKETS STOC C16899533	11,285.95		26,629.19
<b>TOTALS AT END OF PAGE</b>		<b>\$54,078.00</b>	<b>\$20,341.75</b>	
<b>TOTALS AT END OF PERIOD</b>		<b>\$947,642.32</b>	<b>\$866,096.99</b>	<b>\$26,629.19</b>

## This Statement Includes

Interest earned on deposits	\$3.24
-----------------------------	--------

## Yearly Summary

Previous Year to 30/06/2021 (\$)

Interest earned on deposits	7.98
-----------------------------	------

## Fee Summary

Fees Charged for period: 01 MAY 2021 to 31 MAY 2021

### Summary of ANZ Transaction Fees

Transaction Fees	Transactions			Fee Per Transaction (\$)	Amount Waived (\$)	Total Charge (\$)
	Total	Free	Additional			
EFTPOS/PHONE BANKING WDL	9.00	5.00	4.00	0.50	2.00	0.00
<b>Total Transaction Fees Charged</b>					<b>\$2.00</b>	<b>\$0.00</b>

**Please note:** Overseas transaction fees, overseas ATM fees and non ANZ ATM operator fees not included

# ANZ CASH INVESTMENT ACCT STATEMENT

Account Number 4926-88824

Fees Charged for period: 01 JUN 2021 to 30 JUN 2021

## Summary of ANZ Transaction Fees

	Transactions			Fee Per Transaction (\$)	Amount Waived (\$)	Total Charge (\$)
	Total	Free	Additional			
<b>Transaction Fees</b>						
EFTPOS/PHONE BANKING WDL	19.00	5.00	14.00	0.50	7.00	0.00
<b>Total Transaction Fees Charged</b>					<b>\$7.00</b>	<b>\$0.00</b>

**Please note:** Overseas transaction fees, overseas ATM fees and non ANZ ATM operator fees not included

Fees Charged for period: 01 JUL 2021 to 30 JUL 2021

## Summary of ANZ Transaction Fees

	Transactions			Fee Per Transaction (\$)	Amount Waived (\$)	Total Charge (\$)
	Total	Free	Additional			
<b>Transaction Fees</b>						
EFTPOS/PHONE BANKING WDL	10.00	5.00	5.00	0.50	2.50	0.00
<b>Total Transaction Fees Charged</b>					<b>\$2.50</b>	<b>\$0.00</b>

**Please note:** Overseas transaction fees, overseas ATM fees and non ANZ ATM operator fees not included

**Please note:** Your fee cycle may not always reconcile with your statement cycle. This statement date ends on 10/11/21 and the monthly fee cycle, as appears above, ended on 30/07/21.

## No transaction fees\* for ANZ cardholders across the new atm by Armaguard network

As an ANZ cardholder you can withdraw cash or make a balance enquiry, with no transaction fee\* at any atm by Armaguard ATM.

\*Terms and conditions apply.

Visit [www.anz.com.au/ways-to-bank/atms](http://www.anz.com.au/ways-to-bank/atms) for further detail and terms and conditions.

## IMPORTANT INFORMATION

### PLEASE CHECK THE ENTRIES AND CALL 13 13 14 REGARDING ANY ERRORS ON THIS STATEMENT.

All entries generated are subject to authorisation and verification and if necessary, adjustments will appear on a later statement.

If you have a complaint or unresolved issue with ANZ's product or service please call our National Feedback Line **1800 805 154** and advise us. Further information in relation to ANZ's dispute resolution process and this product (including details of benefits or fees and charges) is available on request and you can access this information by reviewing the Terms and Conditions, and Fees and Charges brochures which can be found at [www.anz.com](http://www.anz.com) or by calling **13 13 14**.





# ANZ CASH INVESTMENT ACCT STATEMENT

STATEMENT NUMBER 3  
10 NOVEMBER 2021 TO 10 MAY 2022

010/1230



MR SAM S S CHANG +  
MRS RUOH S CHANG  
16 WALLACE ST  
KINGSFORD NSW 2032

## WELCOME TO YOUR ANZ ACCOUNT AT A GLANCE

Account Details

SHARE INVESTING LIMITED  
SAM SHAO SUE CHANG + RUOH SHEUE CHANG  
(CHANG FAMILY S/F)

Branch Number (BSB)

012-012

Account Number

4926-88824

Account Descriptor

TRUST ACCOUNT

Opening Balance:

**\$26,629.19**

Total Deposits:

**\$664,493.49**

Total Withdrawals:

**\$626,688.84**

Closing Balance:

**\$64,433.84**

1 31RSP902A0303020\_MUJ22\_002



492688824\_06522 E:1230 S:2583 I:5165

## NEED TO GET IN TOUCH?



**ANZ Internet Banking**  
anz.com

OR



**Enquiries: 133350**  
**Lost/Stolen Cards: 1800 033 844**



# ANZ CASH INVESTMENT ACCT STATEMENT

Account Number 4926-88824

## Transaction Details

Please retain this statement for taxation purposes

Date	Transaction Details	Withdrawals (\$)	Deposits (\$)	Balance (\$)
<b>2021</b>				
<b>10 NOV</b>	<b>OPENING BALANCE</b>			<b>26,629.19</b>
11 NOV	<b>SHARE TRADE WITHDRAWAL</b> TO CMC MARKETS STOC C16909898	4,619.95		22,009.24
12 NOV	<b>TRANSFER</b> FROM CMC MARKETS STOC C16932718		9,355.05	31,364.29
15 NOV	<b>TRANSFER</b> FROM CMC MARKETS STOC C16950263		6,747.09	38,111.38
15 NOV	<b>TRANSFER</b> FROM CMC MARKETS STOC C16951843		7,438.05	45,549.43
15 NOV	<b>SHARE TRADE WITHDRAWAL</b> TO CMC MARKETS STOC C16954855	7,116.86		38,432.57
17 NOV	<b>SHARE TRADE WITHDRAWAL</b> TO CMC MARKETS STOC C16997760	6,496.95		31,935.62
18 NOV	<b>TRANSFER</b> FROM CMC MARKETS STOC C17012337		9,796.53	41,732.15
22 NOV	<b>TRANSFER</b> FROM CMC MARKETS STOC C17054639		7,838.05	49,570.20
22 NOV	<b>SHARE TRADE WITHDRAWAL</b> TO CMC MARKETS STOC C17049511	5,569.95		44,000.25
22 NOV	<b>SHARE TRADE WITHDRAWAL</b> TO CMC MARKETS STOC C17054594	6,344.95		37,655.30
24 NOV	<b>TRANSFER</b> FROM CMC MARKETS STOC C17084351		13,033.65	50,688.95
24 NOV	<b>SHARE TRADE WITHDRAWAL</b> TO CMC MARKETS STOC C17083636	6,811.95		43,877.00
25 NOV	<b>TRANSFER</b> FROM CMC MARKETS STOC C17103670		7,209.39	51,086.39
25 NOV	<b>TRANSFER</b> FROM CMC MARKETS STOC C17103973		8,184.05	59,970.44
25 NOV	<b>TRANSFER</b> FROM CMC MARKETS STOC C17103336		10,767.05	70,737.49
25 NOV	<b>SHARE TRADE WITHDRAWAL</b> TO CMC MARKETS STOC C17109738	7,503.95		63,233.54
25 NOV	<b>SHARE TRADE WITHDRAWAL</b> TO CMC MARKETS STOC C17105244	7,519.95		55,713.59
26 NOV	<b>SHARE TRADE WITHDRAWAL</b> TO CMC MARKETS STOC C17123692	5,899.95		49,813.64
29 NOV	<b>SHARE TRADE WITHDRAWAL</b> TO CMC MARKETS STOC C17137841	8,539.40		41,274.24
30 NOV	<b>TRANSFER</b> FROM CMC MARKETS STOC C17159603		5,130.05	46,404.29
30 NOV	<b>TRANSFER</b> FROM CMC MARKETS STOC C17147795		5,678.05	52,082.34
30 NOV	<b>TRANSFER</b> FROM CMC MARKETS STOC C17158399		7,255.05	59,337.39
30 NOV	<b>TRANSFER</b> FROM CMC MARKETS STOC C17146343		9,264.62	68,602.01
	<b>TOTALS AT END OF PAGE</b>	<b>\$66,423.86</b>	<b>\$108,396.68</b>	

492688824\_06522 E-1230 S-2583 1-5166

# ANZ CASH INVESTMENT ACCT STATEMENT

Account Number 4926-88824

Date	Transaction Details	Withdrawals (\$)	Deposits (\$)	Balance (\$)
01 DEC	<b>DIVIDEND</b> FROM DDR DIV DEC21 001269928073		90.00	68,692.01
01 DEC	<b>SHARE TRADE WITHDRAWAL</b> TO CMC MARKETS STOC C17179602	7,267.95		61,424.06
01 DEC	<b>SHARE TRADE WITHDRAWAL</b> TO CMC MARKETS STOC C17179712	8,837.42		52,586.64
02 DEC	<b>TRANSFER</b> FROM WESFARMERS LTD RCA21/01082757		300.00	52,886.64
02 DEC	<b>TRANSFER</b> FROM CMC MARKETS STOC C17198601		7,788.05	60,674.69
02 DEC	<b>SHARE TRADE WITHDRAWAL</b> TO CMC MARKETS STOC C17198459	6,979.95		53,694.74
02 DEC	<b>SHARE TRADE WITHDRAWAL</b> TO CMC MARKETS STOC C17198542	7,598.95		46,095.79
06 DEC	<b>TRANSFER</b> FROM CMC MARKETS STOC C17229757		5,776.05	51,871.84
06 DEC	<b>TRANSFER</b> FROM CMC MARKETS STOC C17230464		5,802.05	57,673.89
06 DEC	<b>TRANSFER</b> FROM CMC MARKETS STOC C17229734		6,845.05	64,518.94
06 DEC	<b>TRANSFER</b> FROM CMC MARKETS STOC C17230364		7,342.05	71,860.99
06 DEC	<b>TRANSFER</b> FROM CMC MARKETS STOC C17230168		7,852.05	79,713.04
06 DEC	<b>TRANSFER</b> FROM CMC MARKETS STOC C17230264		8,810.05	88,523.09
06 DEC	<b>SHARE TRADE WITHDRAWAL</b> TO CMC MARKETS STOC C17230575	6,964.95		81,558.14
06 DEC	<b>SHARE TRADE WITHDRAWAL</b> TO CMC MARKETS STOC C17234310	10,014.45		71,543.69
07 DEC	<b>SHARE TRADE WITHDRAWAL</b> TO CMC MARKETS STOC C17241058	7,876.95		63,666.74
07 DEC	<b>SHARE TRADE WITHDRAWAL</b> TO CMC MARKETS STOC C17248348	14,910.95		48,755.79
08 DEC	<b>TRANSFER</b> FROM CMC MARKETS STOC C17265010		3,580.05	52,335.84
08 DEC	<b>SHARE TRADE WITHDRAWAL</b> TO CMC MARKETS STOC C17264501	6,749.95		45,585.89
10 DEC	<b>SHARE TRADE WITHDRAWAL</b> TO CMC MARKETS STOC C17293217	7,444.95		38,140.94
13 DEC	<b>TRANSFER</b> FROM CMC MARKETS STOC C17304953		16,311.94	54,452.88
14 DEC	<b>DIVIDEND</b> FROM SOL DIV PAYMENT DEC21/00817764		72.00	54,524.88
14 DEC	<b>TRANSFER</b> FROM CMC MARKETS STOC C17317215		4,290.05	58,814.93
14 DEC	<b>TRANSFER</b> FROM CMC MARKETS STOC C17317546		7,481.05	66,295.98
14 DEC	<b>SHARE TRADE WITHDRAWAL</b> TO CMC MARKETS STOC C17321011	28,180.97		38,115.01
<b>TOTALS AT END OF PAGE</b>		<b>\$112,827.44</b>	<b>\$82,340.44</b>	

1 9 4 0 1 0 1 2 3 0 0 2

492688824\_06522 E-1230 \$-2584 15167

# ANZ CASH INVESTMENT ACCT STATEMENT

Account Number 4926-8882

Date	Transaction Details	Withdrawals (\$)	Deposits (\$)	Balance (\$)
16 DEC	<b>DIVIDEND</b> FROM RESMED DIVIDEND DEC21/00811541		10.08	38,125.09
17 DEC	<b>TRANSFER</b> FROM CMC MARKETS STOC C17366466		8,764.05	46,889.14
21 DEC	<b>TRANSFER</b> FROM CMC MARKETS STOC C17388297		7,000.05	53,889.19
22 DEC	<b>TRANSFER</b> FROM CMC MARKETS STOC C17409285		3,912.40	57,801.59
22 DEC	<b>TRANSFER</b> FROM CMC MARKETS STOC C17406382		5,966.05	63,767.64
22 DEC	<b>TRANSFER</b> FROM CMC MARKETS STOC C17402778		6,400.05	70,167.69
22 DEC	<b>TRANSFER</b> FROM CMC MARKETS STOC C17407169		6,840.35	77,008.04
22 DEC	<b>TRANSFER</b> FROM CMC MARKETS STOC C17406485		10,690.05	87,698.09
22 DEC	<b>TRANSFER</b> FROM CMC MARKETS STOC C17406436		28,031.89	115,729.98
22 DEC	<b>SHARE TRADE WITHDRAWAL</b> TO CMC MARKETS STOC C17403309	5,284.95		110,445.03
22 DEC	<b>SHARE TRADE WITHDRAWAL</b> TO CMC MARKETS STOC C17400622	7,247.95		103,197.08
22 DEC	<b>SHARE TRADE WITHDRAWAL</b> TO CMC MARKETS STOC C17400971	7,699.95		95,497.13
22 DEC	<b>SHARE TRADE WITHDRAWAL</b> TO CMC MARKETS STOC C17408472	8,309.95		87,187.18
23 DEC	<b>SHARE TRADE WITHDRAWAL</b> TO CMC MARKETS STOC C17418608	9,025.95		78,161.23
24 DEC	<b>SHARE TRADE WITHDRAWAL</b> TO CMC MARKETS STOC C17426726	7,109.95		71,051.28
29 DEC	<b>SHARE TRADE WITHDRAWAL</b> TO CMC MARKETS STOC C17440879	7,059.95		63,991.33
31 DEC	<b>SHARE TRADE WITHDRAWAL</b> TO CMC MARKETS STOC C17462885	7,264.95		56,726.38
31 DEC	<b>SHARE TRADE WITHDRAWAL</b> TO CMC MARKETS STOC C17470314	7,339.84		49,386.54
<b>2022</b>				
04 JAN	<b>SHARE TRADE WITHDRAWAL</b> TO CMC MARKETS STOC C17475444	6,159.95		43,226.59
05 JAN	<b>TRANSFER</b> FROM CMC MARKETS STOC C17488655		6,770.05	49,996.64
07 JAN	<b>TRANSFER</b> FROM CMC MARKETS STOC C17522659		7,289.05	57,285.69
10 JAN	<b>TRANSFER</b> FROM CMC MARKETS STOC C17535314		11,000.05	68,285.74
11 JAN	<b>TRANSFER</b> FROM CMC MARKETS STOC C17557209		8,130.05	76,415.79
11 JAN	<b>SHARE TRADE WITHDRAWAL</b> TO CMC MARKETS STOC C17556911	6,695.45		69,720.34
11 JAN	<b>SHARE TRADE WITHDRAWAL</b> TO CMC MARKETS STOC C17556994	7,207.95		62,512.39
	<b>TOTALS AT END OF PAGE</b>	<b>\$86,406.79</b>	<b>\$110,804.17</b>	

492688824\_06522 E-1230 S-2584 1-5168

# ANZ CASH INVESTMENT ACCT STATEMENT

Account Number 4926-88824

Date	Transaction Details	Withdrawals (\$)	Deposits (\$)	Balance (\$)
13 JAN	<b>TRANSFER</b> FROM CMC MARKETS STOC C17594731		9,106.05	71,618.44
13 JAN	<b>TRANSFER</b> FROM CMC MARKETS STOC C17585047		9,520.95	81,139.39
13 JAN	<b>SHARE TRADE WITHDRAWAL</b> TO CMC MARKETS STOC 19424450	10,000.00		71,139.39
14 JAN	<b>DIVIDEND</b> FROM MOAT DST 001270562455		88.30	71,227.69
14 JAN	<b>TRANSFER</b> FROM CMC MARKETS STOC C17605962		8,670.05	79,897.74
14 JAN	<b>SHARE TRADE WITHDRAWAL</b> TO CMC MARKETS STOC C17605610	5,699.95		74,197.79
14 JAN	<b>SHARE TRADE WITHDRAWAL</b> TO CMC MARKETS STOC 19446369	14,000.00		60,197.79
18 JAN	<b>TRANSFER</b> FROM CMC MARKETS STOC C17638959		6,803.31	67,001.10
18 JAN	<b>TRANSFER</b> FROM CMC MARKETS STOC C17650665		12,020.05	79,021.15
18 JAN	<b>SHARE TRADE WITHDRAWAL</b> TO CMC MARKETS STOC C17650541	6,059.95		72,961.20
18 JAN	<b>SHARE TRADE WITHDRAWAL</b> TO CMC MARKETS STOC C17638814	6,094.95		66,866.25
18 JAN	<b>SHARE TRADE WITHDRAWAL</b> TO CMC MARKETS STOC C17647772	6,539.95		60,326.30
18 JAN	<b>SHARE TRADE WITHDRAWAL</b> TO CMC MARKETS STOC C17638555	7,047.95		53,278.35
18 JAN	<b>SHARE TRADE WITHDRAWAL</b> TO CMC MARKETS STOC C17640599	7,519.95		45,758.40
19 JAN	<b>DIVIDEND</b> FROM VGS PAYMENT JAN22/00803520		30.18	45,788.58
19 JAN	<b>TRANSFER</b> FROM VHY PAYMENT 22JAN/00800025		46.54	45,835.12
21 JAN	<b>TRANSFER</b> FROM CMC MARKETS STOC C17705888		6,031.55	51,866.67
21 JAN	<b>TRANSFER</b> FROM CMC MARKETS STOC C17705752		7,220.15	59,086.82
21 JAN	<b>TRANSFER</b> FROM CMC MARKETS STOC C17701114		7,225.05	66,311.87
21 JAN	<b>TRANSFER</b> FROM CMC MARKETS STOC C17708761		8,295.05	74,606.92
21 JAN	<b>SHARE TRADE WITHDRAWAL</b> TO CMC MARKETS STOC C17699752	6,179.95		68,426.97
24 JAN	<b>TRANSFER</b> FROM CMC MARKETS STOC C17719770		32,939.72	101,366.69
24 JAN	<b>SHARE TRADE WITHDRAWAL</b> TO CMC MARKETS STOC C17719639	6,085.95		95,280.74
24 JAN	<b>SHARE TRADE WITHDRAWAL</b> TO CMC MARKETS STOC C17719472	6,173.95		89,106.79
24 JAN	<b>SHARE TRADE WITHDRAWAL</b> TO CMC MARKETS STOC C17720791	9,037.95		80,068.84
<b>TOTALS AT END OF PAGE</b>		<b>\$90,440.50</b>	<b>\$107,996.95</b>	



492688824\_06522 E-1230 S-2585 I-5169

# ANZ CASH INVESTMENT ACCT STATEMENT

Account Number 4926-88824

Date	Transaction Details	Withdrawals (\$)	Deposits (\$)	Balance (\$)
25 JAN	<b>TRANSFER</b> FROM CMC MARKETS STOC C17753218		4,735.25	84,804.09
25 JAN	<b>TRANSFER</b> FROM CMC MARKETS STOC C17748458		33,008.50	117,812.59
27 JAN	<b>TRANSFER</b> FROM CMC MARKETS STOC C17765594		5,301.05	123,113.64
27 JAN	<b>TRANSFER</b> FROM CMC MARKETS STOC C17763735		5,790.05	128,903.69
27 JAN	<b>SHARE TRADE WITHDRAWAL</b> TO CMC MARKETS STOC C17770814	4,564.95		124,338.74
27 JAN	<b>SHARE TRADE WITHDRAWAL</b> TO CMC MARKETS STOC C17766926	5,145.71		119,193.03
27 JAN	<b>SHARE TRADE WITHDRAWAL</b> TO CMC MARKETS STOC C17771127	7,894.35		111,298.68
27 JAN	<b>SHARE TRADE WITHDRAWAL</b> TO CMC MARKETS STOC C17767716	10,374.45		100,924.23
28 JAN	<b>TRANSFER</b> FROM CMC MARKETS STOC C17803137		4,780.05	105,704.28
28 JAN	<b>TRANSFER</b> FROM CMC MARKETS STOC C17787894		6,860.05	112,564.33
28 JAN	<b>SHARE TRADE WITHDRAWAL</b> TO CMC MARKETS STOC C17806798	7,717.55		104,846.78
28 JAN	<b>SHARE TRADE WITHDRAWAL</b> TO CMC MARKETS STOC C17806594	7,900.95		96,945.83
31 JAN	<b>DIVIDEND</b> FROM RURAL FUNDS RFF S00018262274		102.66	97,048.49
31 JAN	<b>TRANSFER</b> FROM CMC MARKETS STOC C17829616		6,796.05	103,844.54
31 JAN	<b>TRANSFER</b> FROM CMC MARKETS STOC C17829711		7,420.05	111,264.59
31 JAN	<b>TRANSFER</b> FROM CMC MARKETS STOC C17828625		8,262.89	119,527.48
31 JAN	<b>TRANSFER</b> FROM CMC MARKETS STOC C17829406		9,815.05	129,342.53
31 JAN	<b>SHARE TRADE WITHDRAWAL</b> TO CMC MARKETS STOC C17818714	7,159.95		122,182.58
31 JAN	<b>SHARE TRADE WITHDRAWAL</b> TO CMC MARKETS STOC C17829196	7,434.45		114,748.13
31 JAN	<b>SHARE TRADE WITHDRAWAL</b> TO CMC MARKETS STOC C17829935	7,719.95		107,028.18
01 FEB	<b>TRANSFER</b> FROM CMC MARKETS STOC C17848892		8,827.05	115,855.23
01 FEB	<b>SHARE TRADE WITHDRAWAL</b> TO CMC MARKETS STOC C17847545	7,688.70		108,166.53
02 FEB	<b>PAYMENT FROM MR SAM SHAO-SUE CHANG</b> SUPERFUND TRANSFER		10,000.00	118,166.53
02 FEB	<b>SHARE TRADE WITHDRAWAL</b> TO CMC MARKETS STOC C17870927	8,122.81		110,043.72
03 FEB	<b>SHARE TRADE WITHDRAWAL</b> TO CMC MARKETS STOC C17885168	4,086.15		105,957.57
<b>TOTALS AT END OF PAGE</b>		<b>\$85,809.97</b>	<b>\$111,698.70</b>	

492688824\_06522 E-1230 S-2585 1-5170

# ANZ CASH INVESTMENT ACCT STATEMENT

Account Number 4926-8882

Date	Transaction Details	Withdrawals (\$)	Deposits (\$)	Balance (\$)
03 FEB	<b>SHARE TRADE WITHDRAWAL</b> TO CMC MARKETS STOC C17880765	7,609.95		98,347.62
04 FEB	<b>SHARE TRADE WITHDRAWAL</b> TO CMC MARKETS STOC C17907555	6,214.95		92,132.67
04 FEB	<b>SHARE TRADE WITHDRAWAL</b> TO CMC MARKETS STOC C17901233	7,451.95		84,680.72
07 FEB	<b>TRANSFER</b> FROM CMC MARKETS STOC C17913764		5,860.05	90,540.77
07 FEB	<b>TRANSFER</b> FROM CMC MARKETS STOC C17913647		7,190.05	97,730.82
07 FEB	<b>TRANSFER</b> FROM CMC MARKETS STOC C17923838		7,404.05	105,134.87
09 FEB	<b>SHARE TRADE WITHDRAWAL</b> TO CMC MARKETS STOC C17947554	4,945.95		100,188.92
10 FEB	<b>SHARE TRADE WITHDRAWAL</b> TO CMC MARKETS STOC C17972019	5,277.95		94,910.97
10 FEB	<b>SHARE TRADE WITHDRAWAL</b> TO CMC MARKETS STOC C17971048	6,059.95		88,851.02
14 FEB	<b>SHARE TRADE WITHDRAWAL</b> TO CMC MARKETS STOC C18003064	6,134.95		82,716.07
15 FEB	<b>TRANSFER</b> FROM CMC MARKETS STOC C18015375		7,250.55	89,966.62
15 FEB	<b>SHARE TRADE WITHDRAWAL</b> TO CMC MARKETS STOC C18015185	4,979.95		84,986.67
15 FEB	<b>SHARE TRADE WITHDRAWAL</b> TO CMC MARKETS STOC C18013304	5,110.74		79,875.93
16 FEB	<b>SHARE TRADE WITHDRAWAL</b> TO CMC MARKETS STOC C18028988	3,782.45		76,093.48
17 FEB	<b>TRANSFER</b> FROM CSL LTD SPP AUD22/00811776		14,421.46	90,514.94
18 FEB	<b>TRANSFER</b> FROM CMC MARKETS STOC C18067320		7,789.05	98,303.99
18 FEB	<b>SHARE TRADE WITHDRAWAL</b> TO CMC MARKETS STOC C18067388	6,559.95		91,744.04
18 FEB	<b>SHARE TRADE WITHDRAWAL</b> TO CMC MARKETS STOC C18067752	7,699.95		84,044.09
18 FEB	<b>SHARE TRADE WITHDRAWAL</b> TO CMC MARKETS STOC C18066900	7,819.95		76,224.14
21 FEB	<b>SHARE TRADE WITHDRAWAL</b> TO CMC MARKETS STOC C18074710	6,542.45		69,681.69
23 FEB	<b>SHARE TRADE WITHDRAWAL</b> TO CMC MARKETS STOC C18108210	7,894.95		61,786.74
24 FEB	<b>TRANSFER</b> FROM CMC MARKETS STOC C18132196		3,790.05	65,576.79
24 FEB	<b>SHARE TRADE WITHDRAWAL</b> TO CMC MARKETS STOC C18132119	7,096.95		58,479.84
24 FEB	<b>SHARE TRADE WITHDRAWAL</b> TO CMC MARKETS STOC C18137048	7,862.14		50,617.70
28 FEB	<b>DIVIDEND</b> FROM JHG DIVIDEND FEB22/00821147		79.61	50,697.31
<b>TOTALS AT END OF PAGE</b>		<b>\$109,045.13</b>	<b>\$53,784.87</b>	

1 9 4 0 1 0 1 2 3 0 0 4

492688824\_06522 E:1230 S:2586 I:5171

# ANZ CASH INVESTMENT ACCT STATEMENT

Account Number 4926-88824

Date	Transaction Details	Withdrawals (\$)	Deposits (\$)	Balance (\$)
28 FEB	<b>TRANSFER</b> FROM CMC MARKETS STOC C18172668		4,980.05	55,677.36
28 FEB	<b>TRANSFER</b> FROM CMC MARKETS STOC C18171416		5,720.05	61,397.41
28 FEB	<b>TRANSFER</b> FROM CMC MARKETS STOC C18169179		6,920.05	68,317.46
28 FEB	<b>SHARE TRADE WITHDRAWAL</b> TO CMC MARKETS STOC C18172148	5,499.95		62,817.51
01 MAR	<b>DIVIDEND</b> FROM SPARK INFRASTRUC S00018262274		1.13	62,818.64
01 MAR	<b>DIVIDEND</b> FROM DDR DIV 001271566423		277.50	63,096.14
04 MAR	<b>TRANSFER</b> FROM CMC MARKETS STOC C18238500		6,385.05	69,481.19
04 MAR	<b>TRANSFER</b> FROM CMC MARKETS STOC C18246174		9,211.86	78,693.05
04 MAR	<b>SHARE TRADE WITHDRAWAL</b> TO CMC MARKETS STOC C18237822	5,704.95		72,988.10
04 MAR	<b>SHARE TRADE WITHDRAWAL</b> TO CMC MARKETS STOC C18237864	5,847.95		67,140.15
04 MAR	<b>SHARE TRADE WITHDRAWAL</b> TO CMC MARKETS STOC C18247832	7,579.95		59,560.20
07 MAR	<b>TRANSFER</b> FROM CMC MARKETS STOC C18256172		7,036.05	66,596.25
07 MAR	<b>TRANSFER</b> FROM CMC MARKETS STOC C18263189		9,730.05	76,326.30
08 MAR	<b>DIVIDEND</b> FROM MAGELLAN FIN GRP S00018262274		660.60	76,986.90
08 MAR	<b>TRANSFER</b> FROM CMC MARKETS STOC C18279333		6,276.05	83,262.95
09 MAR	<b>TRANSFER</b> FROM CMC MARKETS STOC C18304829		7,948.80	91,211.75
10 MAR	<b>TRANSFER</b> FROM CMC MARKETS STOC C18312639		8,342.55	99,554.30
10 MAR	<b>SHARE TRADE WITHDRAWAL</b> TO CMC MARKETS STOC C18313633	7,757.35		91,796.95
10 MAR	<b>SHARE TRADE WITHDRAWAL</b> TO CMC MARKETS STOC C18312924	8,342.35		83,454.60
15 MAR	<b>TRANSFER</b> FROM CMC MARKETS STOC C18371378		7,742.06	91,196.66
15 MAR	<b>SHARE TRADE WITHDRAWAL</b> TO CMC MARKETS STOC C18371113	7,765.35		83,431.31
16 MAR	<b>SHARE TRADE WITHDRAWAL</b> TO CMC MARKETS STOC C18381350	7,617.45		75,813.86
16 MAR	<b>SHARE TRADE WITHDRAWAL</b> TO CMC MARKETS STOC C18380950	7,789.95		68,023.91
22 MAR	<b>DIVIDEND</b> FROM ALTIUM LIMITED MAR22/00804626		52.50	68,076.41
23 MAR	<b>SHARE TRADE WITHDRAWAL</b> TO CMC MARKETS STOC C18458021	6,739.95		61,336.46
<b>TOTALS AT END OF PAGE</b>		<b>\$70,645.20</b>	<b>\$81,284.35</b>	

492688824\_06622 E:1230 S:2586 I:5172

# ANZ CASH INVESTMENT ACCT STATEMENT

Account Number 4926-88824

Date	Transaction Details	Withdrawals (\$)	Deposits (\$)	Balance (\$)
06 APR	<b>DIVIDEND</b> FROM CSL LTD DIVIDEND 22AUD/00859643		187.82	61,524.28
08 APR	<b>TRANSFER</b> FROM CMC MARKETS STOC C18674273		7,975.77	69,500.05
20 APR	<b>TRANSFER</b> FROM VDBA PAYMENT 22APR/00800007		23.74	69,523.79
21 APR	<b>SHARE TRADE WITHDRAWAL</b> TO CMC MARKETS STOC C18800471	5,089.95		64,433.84
<b>TOTALS AT END OF PAGE</b>		<b>\$5,089.95</b>	<b>\$8,187.33</b>	
<b>TOTALS AT END OF PERIOD</b>		<b>\$626,688.84</b>	<b>\$664,493.49</b>	<b>\$64,433.84</b>

## IMPORTANT INFORMATION

### PLEASE CHECK THE ENTRIES AND CALL 13 13 14 REGARDING ANY ERRORS ON THIS STATEMENT.

All entries generated are subject to authorisation and verification, and if necessary, adjustments will appear on a later statement.

Further information in relation to this product (including details of benefits or fees and charges) is available on request and you can access this information by reviewing the Terms and Conditions, and Fees and Charges brochures which can be found at [anz.com](http://anz.com) or by calling **13 13 14**.

If you have a complaint about an ANZ product or service, please contact us and we will try to resolve the issue as quickly as possible. Our customer complaints guide is available at <https://www.anz.com.au/support/contact-us/compliments-suggestions-complaints/>, alternatively you may wish to:

- Call us:**
- General enquiries **13 13 14**
  - If you're overseas **+61 3 9683 9999**
  - ANZ Complaint Resolution Team on **1800 805 154**
  - If you're deaf, hard of hearing and/or have a speech impairment, call **133 677** or visit the **National Relay Service** at:  
<https://nrschat.nrsccall.gov.au/nrs/internetrelay>

**Write to us:** ANZ Complaint Resolution Team  
Locked Bag 4050,  
South Melbourne VIC 3205  
or **ANZ online complaints form:**

<https://www.anz.com.au/support/contact-us/compliments-suggestions-complaints/feedback/>

**Visit us:** At your nearest ANZ branch.  
If you have a Relationship Manager, please feel free to contact them.

If an issue has not been resolved to your satisfaction, you can lodge a complaint with the Australian Financial Complaints Authority (AFCA). AFCA provides fair and independent financial services complaint resolution that is free to consumers.

**Call:** **1800 931 678** (free call within Australia),  
or **+61 1800 931 678** (International)

**Write to:** **Australian Financial Complaints Authority Limited**

**to:** GPO Box 3,  
Melbourne VIC 3001

**Online:** Email: [info@afca.org.au](mailto:info@afca.org.au)  
Web: [www.afca.org.au](http://www.afca.org.au)



492688824\_06622 E-1230 S-2587 I-5173





# ANZ CASH INVESTMENT ACCT STATEMENT

STATEMENT NUMBER 32

10 MAY 2022 TO 10 NOVEMBER 2022

010/1188



MR SAM S S CHANG +  
MRS RUOH S CHANG  
16 WALLACE ST  
KINGSFORD NSW 2032

## WELCOME TO YOUR ANZ ACCOUNT AT A GLANCE

### Account Details

SAM SHAO SUE CHANG + RUOH SHEUE CHANG  
CHANG FAMILY S/F

### Branch Number (BSB)

012-012

### Account Number

4926-88824

Opening Balance:

**\$64,433.84**

Total Deposits:

**\$283,473.55**

Total Withdrawals:

**\$335,102.70**

Closing Balance:

**\$12,804.69**

## NEED TO GET IN TOUCH?



**ANZ Internet Banking**  
anz.com

OR



**Enquiries: 133350**  
**Lost/Stolen Cards: 1800 033 844**



# ANZ CASH INVESTMENT ACCT STATEMENT

Account Number 4926-88824

## Transaction Details

Please retain this statement for taxation purposes

Date	Transaction Details	Withdrawals (\$)	Deposits (\$)	Balance (\$)
<b>2022</b>				<b>64,433.84</b>
10 MAY	<b>OPENING BALANCE</b>			
13 MAY	<b>DIVIDEND</b> FROM SOL DIV PAYMENT MAY22/00818031		87.00	64,520.84
17 MAY	<b>SHARE TRADE WITHDRAWAL</b> TO CMC MARKETS STOC C19109758	7,430.95		57,089.89
17 MAY	<b>SHARE TRADE WITHDRAWAL</b> TO CMC MARKETS STOC C19110254	7,567.95		49,521.94
18 MAY	<b>SHARE TRADE WITHDRAWAL</b> TO CMC MARKETS STOC C19127243	4,376.89		45,145.05
18 MAY	<b>SHARE TRADE WITHDRAWAL</b> TO CMC MARKETS STOC C19127075	7,021.08		38,123.97
20 MAY	<b>TRANSFER</b> FROM CMC MARKETS STOC C19155329		1,780.05	39,904.02
24 MAY	<b>SHARE TRADE WITHDRAWAL</b> TO CMC MARKETS STOC C19183014	4,933.95		34,970.07
02 JUN	<b>TRANSFER</b> FROM CMC MARKETS STOC C19278998		3,330.05	38,300.12
02 JUN	<b>TRANSFER</b> FROM CMC MARKETS STOC C19275766		7,808.55	46,108.67
02 JUN	<b>TRANSFER</b> FROM CMC MARKETS STOC C19275710		9,760.05	55,868.72
06 JUN	<b>TRANSFER</b> FROM CMC MARKETS STOC C19308861		1,505.01	57,373.73
06 JUN	<b>TRANSFER</b> FROM CMC MARKETS STOC C19307953		1,565.05	58,938.78
06 JUN	<b>TRANSFER</b> FROM CMC MARKETS STOC C19308605		10,082.07	69,020.85
06 JUN	<b>TRANSFER</b> FROM CMC MARKETS STOC C19308715		13,459.80	82,480.65
08 JUN	<b>SHARE TRADE WITHDRAWAL</b> TO CMC MARKETS STOC C19335950	8,015.95		74,464.70
16 JUN	<b>SHARE TRADE WITHDRAWAL</b> TO CMC MARKETS STOC C19426154	6,629.95		67,834.75
16 JUN	<b>SHARE TRADE WITHDRAWAL</b> TO CMC MARKETS STOC C19425302	7,847.95		59,986.80
21 JUN	<b>SHARE TRADE WITHDRAWAL</b> TO CMC MARKETS STOC C19480944	7,675.95		52,310.85
24 JUN	<b>TRANSFER</b> FROM CMC MARKETS STOC C19523127		4,718.05	57,028.90
28 JUN	<b>DIVIDEND</b> FROM GQG DIV 001278572204		122.96	57,151.86
30 JUN	<b>TRANSFER</b> FROM CMC MARKETS STOC C19588944		7,950.68	65,102.54
01 JUL	<b>TRANSFER</b> FROM CMC MARKETS STOC C19599016		4,800.05	69,902.59
01 JUL	<b>SHARE TRADE WITHDRAWAL</b> TO CMC MARKETS STOC C19598977	6,074.95		63,827.64
	<b>TOTALS AT END OF PAGE</b>	<b>\$67,575.57</b>	<b>\$66,969.37</b>	

# ANZ CASH INVESTMENT ACCT STATEMENT

Account Number 4926-88824

Date	Transaction Details	Withdrawals (\$)	Deposits (\$)	Balance (\$)
07 JUL	<b>SHARE TRADE WITHDRAWAL</b> TO CMC MARKETS STOC 21787317	1,000.00		62,827.64
07 JUL	<b>SHARE TRADE WITHDRAWAL</b> TO CMC MARKETS STOC C19646732	8,405.95		54,421.69
07 JUL	<b>SHARE TRADE WITHDRAWAL</b> TO CMC MARKETS STOC C19646509	9,291.50		45,130.19
12 JUL	<b>SHARE TRADE WITHDRAWAL</b> TO CMC MARKETS STOC 21828751	5,100.00		40,030.19
13 JUL	<b>TRANSFER</b> FROM CMC MARKETS STOC C19693258		6,475.05	46,505.24
13 JUL	<b>TRANSFER</b> FROM CMC MARKETS STOC C19693382		6,764.05	53,269.29
18 JUL	<b>SHARE TRADE WITHDRAWAL</b> TO CMC MARKETS STOC C19719272	8,119.95		45,149.34
25 JUL	<b>SHARE TRADE WITHDRAWAL</b> TO CMC MARKETS STOC C19776965	8,389.95		36,759.39
27 JUL	<b>SHARE TRADE WITHDRAWAL</b> TO CMC MARKETS STOC C19807875	5,293.95		31,465.44
28 JUL	<b>TRANSFER</b> FROM CMC MARKETS STOC C19815678		7,022.45	38,487.89
29 JUL	<b>TRANSFER</b> FROM CMC MARKETS STOC C19825708		8,749.05	47,236.94
29 JUL	<b>TRANSFER</b> FROM CMC MARKETS STOC C19826143		9,787.05	57,023.99
01 AUG	<b>TRANSFER</b> FROM CMC MARKETS STOC C19839273		6,378.05	63,402.04
02 AUG	<b>SHARE TRADE WITHDRAWAL</b> TO CMC MARKETS STOC C19860242	7,249.95		56,152.09
11 AUG	<b>TRANSFER</b> FROM CMC MARKETS STOC C19959644		10,500.85	66,652.94
15 AUG	<b>TRANSFER</b> FROM CMC MARKETS STOC C19985574		10,676.26	77,329.20
16 AUG	<b>TRANSFER</b> FROM CMC MARKETS STOC C20002295		9,353.95	86,683.15
16 AUG	<b>SHARE TRADE WITHDRAWAL</b> TO CMC MARKETS STOC C20002922	44.80		86,638.35
16 AUG	<b>SHARE TRADE WITHDRAWAL</b> TO CMC MARKETS STOC C20002353	7,609.95		79,028.40
17 AUG	<b>TRANSFER</b> FROM CMC MARKETS STOC C20011343		18,068.59	97,096.99
17 AUG	<b>SHARE TRADE WITHDRAWAL</b> TO CMC MARKETS STOC C20011154	7,803.95		89,293.04
18 AUG	<b>SHARE TRADE WITHDRAWAL</b> TO CMC MARKETS STOC C20025727	4,557.26		84,735.78
18 AUG	<b>SHARE TRADE WITHDRAWAL</b> TO CMC MARKETS STOC C20032799	6,739.95		77,995.83
18 AUG	<b>SHARE TRADE WITHDRAWAL</b> TO CMC MARKETS STOC C20026779	8,719.95		69,275.88
23 AUG	<b>SHARE TRADE WITHDRAWAL</b> TO CMC MARKETS STOC C20071892	6,024.95		63,250.93
<b>TOTALS AT END OF PAGE</b>		<b>\$94,352.06</b>	<b>\$93,775.35</b>	



492688824\_04858 E-1188 S-2337 I-4673

# ANZ CASH INVESTMENT ACCT STATEMENT

Account Number 4926-88824

Date	Transaction Details	Withdrawals (\$)	Deposits (\$)	Balance (\$)
23 AUG	<b>SHARE TRADE WITHDRAWAL</b> TO CMC MARKETS STOC C20071061	7,429.95		55,820.98
24 AUG	<b>SHARE TRADE WITHDRAWAL</b> TO CMC MARKETS STOC C20087349	8,316.20		47,504.78
25 AUG	<b>TRANSFER</b> FROM CMC MARKETS STOC C20102437		6,160.05	53,664.83
25 AUG	<b>TRANSFER</b> FROM CMC MARKETS STOC C20102029		6,584.05	60,248.88
25 AUG	<b>SHARE TRADE WITHDRAWAL</b> TO CMC MARKETS STOC C20102351	10,219.95		50,028.93
26 AUG	<b>TRANSFER</b> FROM CMC MARKETS STOC C20116370		7,666.05	57,694.98
26 AUG	<b>TRANSFER</b> FROM CMC MARKETS STOC C20117461		8,002.05	65,697.03
26 AUG	<b>TRANSFER</b> FROM CMC MARKETS STOC C20122040		11,293.05	76,990.08
29 AUG	<b>TRANSFER</b> FROM CMC MARKETS STOC C20129069		8,580.19	85,570.27
13 SEP	<b>TRANSFER</b> FROM CMC MARKETS STOC C20286985		14,509.01	100,079.28
13 SEP	<b>SHARE TRADE WITHDRAWAL</b> TO CMC MARKETS STOC C20292013	8,789.95		91,289.33
14 SEP	<b>SHARE TRADE WITHDRAWAL</b> TO CMC MARKETS STOC C20306491	7,363.26		83,926.07
15 SEP	<b>DIVIDEND</b> FROM DMP FNL DIV 001282498050		68.10	83,994.17
15 SEP	<b>SHARE TRADE WITHDRAWAL</b> TO CMC MARKETS STOC C20316414	7,475.95		76,518.22
19 SEP	<b>TRANSFER</b> FROM CMC MARKETS STOC C20348328		5,535.05	82,053.27
20 SEP	<b>SHARE TRADE WITHDRAWAL</b> TO CMC MARKETS STOC C20368183	10,309.95		71,743.32
21 SEP	<b>SHARE TRADE WITHDRAWAL</b> TO CMC MARKETS STOC C20377791	5,149.95		66,593.37
23 SEP	<b>DIVIDEND</b> FROM ADH FNL DIV 001284176142		300.00	66,893.37
26 SEP	<b>TRANSFER</b> FROM CMC MARKETS STOC C20401604		5,320.05	72,213.42
27 SEP	<b>TRANSFER</b> FROM CMC MARKETS STOC C20423137		3,124.05	75,337.47
27 SEP	<b>TRANSFER</b> FROM CMC MARKETS STOC C20423194		5,070.05	80,407.52
27 SEP	<b>TRANSFER</b> FROM CMC MARKETS STOC C20420854		12,501.24	92,908.76
27 SEP	<b>SHARE TRADE WITHDRAWAL</b> TO CMC MARKETS STOC C20423497	8,459.95		84,448.81
05 OCT	<b>DIVIDEND</b> FROM CSL LTD DIVIDEND AUF22/00958053		123.08	84,571.89
06 OCT	<b>DIVIDEND</b> FROM WOODSIDE INT22/00755019		399.88	84,971.77
<b>TOTALS AT END OF PAGE</b>		<b>\$73,515.11</b>	<b>\$95,235.95</b>	

# ANZ CASH INVESTMENT ACCT STATEMENT

Account Number 4926-88824

Date	Transaction Details	Withdrawals (\$)	Deposits (\$)	Balance (\$)
07 OCT	<b>SHARE TRADE WITHDRAWAL</b> TO CMC MARKETS STOC C20527454	7,172.00		77,799.77
10 OCT	<b>SHARE TRADE WITHDRAWAL</b> TO CMC MARKETS STOC C20548146	7,429.95		70,369.82
10 OCT	<b>SHARE TRADE WITHDRAWAL</b> TO CMC MARKETS STOC C20547059	7,563.65		62,806.17
11 OCT	<b>SHARE TRADE WITHDRAWAL</b> TO CMC MARKETS STOC C20559028	6,969.95		55,836.22
13 OCT	<b>TRANSFER</b> FROM CMC MARKETS STOC C20582647		5,019.00	60,855.22
13 OCT	<b>SHARE TRADE WITHDRAWAL</b> TO CMC MARKETS STOC C20582772	6,883.00		53,972.22
13 OCT	<b>SHARE TRADE WITHDRAWAL</b> TO CMC MARKETS STOC C20582557	7,602.50		46,369.72
14 OCT	<b>DIVIDEND</b> FROM STW DST 001284970710		107.95	46,477.67
14 OCT	<b>SHARE TRADE WITHDRAWAL</b> TO CMC MARKETS STOC C20597480	7,134.90		39,342.77
18 OCT	<b>DIVIDEND</b> FROM VWLU PAYMENT OCT22/00800316		36.32	39,379.09
18 OCT	<b>SHARE TRADE WITHDRAWAL</b> TO CMC MARKETS STOC C20618385	6,848.90		32,530.19
18 OCT	<b>SHARE TRADE WITHDRAWAL</b> TO CMC MARKETS STOC C20618870	8,054.55		24,475.64
20 OCT	<b>TRANSFER</b> FROM BHP DRP RESIDUAL 22RES/00800587		28.22	24,503.86
25 OCT	<b>TRANSFER</b> FROM CMC MARKETS STOC C20682647		4,886.09	29,389.95
25 OCT	<b>TRANSFER</b> FROM CMC MARKETS STOC C20682168		6,054.10	35,444.05
25 OCT	<b>SHARE TRADE WITHDRAWAL</b> TO CMC MARKETS STOC C20682047	5,774.32		29,669.73
25 OCT	<b>SHARE TRADE WITHDRAWAL</b> TO CMC MARKETS STOC C20682862	7,379.90		22,289.83
03 NOV	<b>SHARE TRADE WITHDRAWAL</b> TO CMC MARKETS STOC C20783510	8,609.40		13,680.43
07 NOV	<b>TRANSFER</b> FROM CMC MARKETS STOC C20809907		5,015.10	18,695.53
07 NOV	<b>TRANSFER</b> FROM CMC MARKETS STOC C20809658		5,730.10	24,425.63
07 NOV	<b>SHARE TRADE WITHDRAWAL</b> TO CMC MARKETS STOC C20809817	3,808.90		20,616.73
08 NOV	<b>DIVIDEND</b> FROM NHC DIVIDEND NOV22/00805132		616.00	21,232.73
09 NOV	<b>SHARE TRADE WITHDRAWAL</b> TO CMC MARKETS STOC C20838233	8,428.04		12,804.69
	<b>TOTALS AT END OF PAGE</b>	<b>\$99,659.96</b>	<b>\$27,492.88</b>	
	<b>TOTALS AT END OF PERIOD</b>	<b>\$335,102.70</b>	<b>\$283,473.55</b>	<b>\$12,804.69</b>



492688824\_04859 E-1189 S-2338 1-4675

# ANZ CASH INVESTMENT ACCT STATEMENT

Account Number 4926-88824

Yearly Summary

Previous Year to 30/06/2022 (\$)

Interest earned on deposits

2.29

## IMPORTANT INFORMATION

**PLEASE CHECK THE ENTRIES AND CALL 13 13 14 REGARDING ANY ERRORS ON THIS STATEMENT.**

All entries generated are subject to authorisation and verification, and if necessary, adjustments will appear on a later statement.

Further information in relation to this product (including details of benefits or fees and charges) is available on request and you can access this information by reviewing the Terms and Conditions, and Fees and Charges brochures which can be found at [anz.com](http://anz.com) or by calling **13 13 14**.

If you have a complaint about an ANZ product or service, please contact us and we will try to resolve the issue as quickly as possible. Our customer complaints guide is available at <https://www.anz.com.au/support/contact-us/compliments-suggestions-complaints/>, alternatively you may wish to:

- Call us:**
- General enquiries **13 13 14**
  - If you're overseas **+61 3 9683 9999**
  - ANZ Complaint Resolution Team on **1800 805 154**
  - If you're deaf, hard of hearing and/or have a speech impairment, call **133 677** or visit the **National Relay Service** at: <https://nrschat.nrscall.gov.au/nrs/internetrelay>

**Write to us:** ANZ Complaint Resolution Team  
Locked Bag 4050,  
South Melbourne VIC 3205  
or **ANZ online complaints form:**

<https://www.anz.com.au/support/contact-us/compliments-suggestions-complaints/feedback/>

**Visit us:** At your nearest ANZ branch.  
If you have a Relationship Manager, please feel free to contact them.

If an issue has not been resolved to your satisfaction, you can lodge a complaint with the Australian Financial Complaints Authority (AFCA). AFCA provides fair and independent financial services complaint resolution that is free to consumers.

**Call:** **1800 931 678** (free call within Australia), or **+61 1800 931 678** (International)  
**Write to:** **Australian Financial Complaints Authority Limited**  
GPO Box 3,  
Melbourne VIC 3001

**Online:** Email: [info@afca.org.au](mailto:info@afca.org.au)  
Web: [www.afca.org.au](http://www.afca.org.au)



27 April 2022



S1-010-96678

Ruoh Sheue Chang  
16 Wallace St  
KINGSFORD NSW 2032

Dear ANZ Customer

## We're making changes to our Terms and Conditions

We're writing to let you know that ANZ is making changes to the ANZ Cash Investment Account Terms and Conditions (**Terms and Conditions**).

### What you need to know

The updates to the Terms and Conditions will be effective from 1 July 2022 (**Effective Date**) and will operate as variations to your agreement with ANZ in relation to your ANZ Cash Investment Account(s) from the Effective Date.

You can view and download a copy of the current Terms and Conditions at [www.anz.com.au/ciaterms](http://www.anz.com.au/ciaterms).

### What's changing?

From **1 July 2022**, customers will no longer be able to transfer funds from their ANZ Cash Investment Account via the ANZ App.

On or around **23 July 2022**, 'Share Investing Limited' will be removed as the trustee of all ANZ Cash Investment Accounts. The reference to 'Share Investing Limited' will be removed from your account statements and the name on your ANZ Cash Investment Account will be updated to reference the beneficiary's name(s) only.

Various other changes are being made to the Terms and Conditions, including but not limited to, general updates to the Electronic Banking Conditions of Use and changes to the way debit interest is calculated.

The updated Terms and Conditions booklet will be available on [www.anz.com.au](http://www.anz.com.au) from 1 July 2022. You can view the amended terms and conditions, and find out more information about the changes at [www.anz.com.au/ciaupdate](http://www.anz.com.au/ciaupdate).

### Transfers from your ANZ Cash Investment Account from 1 July 2022

As mentioned above, from 1 July 2022, customers will no longer be able to transfer funds from their ANZ Cash Investment Account via the ANZ App.

To transfer funds from your ANZ Cash Investment Account after 1 July 2022 to a nominated external bank account, please follow the below steps:

1. Log on to the share trading website that you use for your ANZ Cash Investment Account (ANZ Share Investing website or the CMC Markets website)
2. Select **'Transfer funds'** from the **'Account'** menu
3. Enter the amount you wish to transfer
4. Enter your trading PIN and click **'Request Transfer'** to initiate the funds transfer request.

Your online trading account balance will update when the request to transfer funds has been initiated and you may receive a confirmation email from CMC Markets and/or your intermediary (if applicable) when the transfer has been processed. In some cases, you may be contacted by CMC Markets and/or your intermediary (if applicable) to confirm some details of this transfer before it can be finalised.

This letter has been sent as you provided your address as part of your contact details.

Australia and New Zealand Banking Group Limited (ANZ) ABN 11 005 357 522. Aust. Credit Licence No. 234527. Item 1001A 04.2016 W520001

Privacy policy [www.anz.com.au/privacy/centre/policy/](http://www.anz.com.au/privacy/centre/policy/)

096678



2019050\_R000\_S001\_E005\_96678\_1/1\_H0

If you experience difficulties in transferring funds to your nominated account, you can contact the ANZ Share Investing Service Centre on 1300 658 355 or the CMC Markets Service Centre on 1300 557 561, as applicable.

### Link an external bank account to your Trading Account

To nominate a new bank account to be linked to your Trading Account, simply:

1. Log on to the ANZ Share Investing platform (that is linked to your ANZ Cash Investment Account)
2. Select '**Transfer funds**' from the '**Account**' menu
3. Select '**External Bank Account Setup**'
4. Enter your nominated bank account information and select Submit

If your bank account name does not match your trading account name, we may need to contact you before processing this request.

### More information

You can find more information about the changes to the terms and conditions and how to transfer funds from ANZ Cash Investment Accounts from 1 July 2022 at the following locations:

- ANZ Cash Investment Account Terms and Conditions [www.anz.com.au/ciaterms](http://www.anz.com.au/ciaterms)
- Terms and Conditions change summary [www.anz.com.au/ciaupdate](http://www.anz.com.au/ciaupdate)
- Transfer funds from your ANZ Cash Investment Account [www.cmcmarkets.com/en-au/support/faqs/stockbroking-application-and-accounts/funding-and-withdrawals](http://www.cmcmarkets.com/en-au/support/faqs/stockbroking-application-and-accounts/funding-and-withdrawals)

### What you need to do

You don't need to respond to this letter and no action is required by you.

As mentioned above, you can view the updated Terms and Conditions on [anz.com.au](http://anz.com.au) from 1 July 2022, and find out more information about what's changing at [www.anz.com.au/ciaupdate](http://www.anz.com.au/ciaupdate).

If you have any questions about these changes please call us on 1300 658 355 Monday to Friday 8am to 8pm (AEST).

Yours sincerely,

Deposit Product Team





# ANZ BUSINESS ESSENTIALS STATEMENT

STATEMENT NUMBER 87  
02 JUNE 2022 TO 15 JUNE 2022

010/1043



SAM SHAO SUE CHANG  
RUOH SHEUE CHANG  
16 WALLACE ST  
KINGSFORD NSW 2032

## WELCOME TO YOUR ANZ ACCOUNT AT A GLANCE

### Account Details

SAM SHAO-SUE CHANG & RUOH SHEUE CHANG  
ATF CHANG FAMILY SUPER FUND

### Branch Number (BSB)

012-303

### Account Number

3382-46227

### Opening Balance:

\$ **0.41**

### Total Deposits:

\$ **0.00**

### Total Withdrawals:

\$ **0.41**

### Closing Balance:

\$ **0.00**

## NEED TO GET IN TOUCH?



**ANZ Internet Banking**  
anz.com

OR



**Enquiries:** 13 13 14  
**Lost/Stolen Cards:** 1800 033 844





Superhelp Support <support@superhelp.com.au>

# Chang Family Super Fund Tax - 2022 - 227 and 707

**Rose Chang** <rschang206@gmail.com>  
To: Superhelp Support <support@superhelp.com.au>

Fri, Feb 17, 2023 at 6:03 PM








OIC

Please see the attached documents and the following explanations:

1. ANZ XXXX227: the account was closed on 15 June 2022.
2. ANZ XXXX707: covering from Statement 77 - Statement 89
  - a. 15/06/2021, 22/06/2021 and 09/07/2021 withdrawals \$25,000 respectively to XXXX824
  - b. 13/08/2021 Owner withdrawal \$12,000 (Rose \$3,970, Sam \$8,030)
  - c. 07/10/2021 07/10/2021 and 08/10/21 deposit \$25,000 and \$5,000 respectively from Theresa Tay for RC Global Shares transfer  
(Document will be provided when it is received from RC Global accountant)
  - d. 20/12/2021 withdraw \$25,000 to buy RC Global Infra Energy Fund (Ref to RC Global Fund Transaction Statement)
  - e. 10/01/2022 Deposit \$240.29 from RC Global Fund (Ref to RC Global Fund Distribution Statement)
  - f. 02/02/2022 withdraw \$10,000 to XXXX824
  - g. 23/05/2022 \$1,400 Owner contribution (Rose) to pay the accountant Fee
  - h. 15/06/2022 Deposit \$0.41 (closing balance from XXXX227)

-  [RC Global Distribution - 2022\\_20230216\\_233650.pdf](#)
-  [RC Global Distribution - 2022\\_20230216\\_233650.pdf](#)

## 17 attachments

-  **ANZ Statement XXXX227-2022\_20230216\_171324.pdf**  
15156K
-  **Statement 77 - 13Jul021.pdf**  
242K
-  **Statement78 - 13Aug2021.pdf**  
243K
-  **Statement79 - 13Sep2021.pdf**  
243K
-  **Statement 80 - 13Oct021.pdf**  
240K
-  **Statement 81 - 12Nov021.pdf**  
289K
-  **Statement 82 - 13Dec2021.pdf**  
239K
-  **Statement 83 - 13Jan022.pdf**  
240K
-  **Statement 84 - 11Feb022.pdf**  
242K
-  **Statement 85 - 11Mar2022.pdf**  
248K



MR SAM SHAO SUE CHANG + MRS RUOH SHEUE CHANG <CHANG FAMILY S/F A/C>

16 WALLACE STREET  
KINGSFORD NSW 2032

## Holdings

At close of business: 30/06/2022

### AUSTRALIA

Trading Account Number: 3122518

Code	Company Name	Closing Price	FX Rate	Quantity	Value
ALU	ALTIUM LIMITED	26.910		300	8,073.000
ASX	ASX LIMITED	81.710		100	8,171.000
BHP	BHP GROUP LIMITED	41.250		270	11,137.500
CSL	CSL LIMITED	269.060		132	35,515.920
DDR	DICKER DATA LIMITED	11.040		3,027	33,418.080
DMP	DOMINO'S PIZZA ENTERPRISES LIMITED	68.000		100	6,800.000
FMG	FORTESCUE METALS GROUP LTD	17.530		400	7,012.000
ILU	ILUKA RESOURCES LIMITED	9.440		750	7,080.000
IOO	ISHARES GLOBAL 100 ETF	94.220		60	5,653.200
MVB	VANECK AUSTRALIAN BANKS ETF	27.040		501	13,547.040
NDQ	BETASHARES NASDAQ 100 ETF	26.710		380	10,149.800
PME	PRO MEDICUS LIMITED	42.250		180	7,605.000
QAN	QANTAS AIRWAYS LIMITED	4.470		1,400	6,258.000
SOL	WASHINGTON H SOUL PATTINSON & COMPANY LIMITED	23.540		300	7,062.000
STW	SPDR S&P/ASX 200 FUND	59.730		100	5,973.000
WEB	WEBJET LIMITED	5.340		1,000	5,340.000
WES	WESFARMERS LIMITED	41.910		381	15,967.710
XRO	XERO LIMITED	76.960		80	6,156.800
<b>Total</b>					<b>200,920.050</b>

$$\$171,543.01 + \$29,350.04 - \$27 = \$290,920.05$$

While every effort has been made to provide you with an accurate transaction summary, we give no warranty of accuracy or reliability and take no responsibility for any errors or omissions including by negligence. You should confirm the information, holdings and valuations contained herein. All prices and values are denominated in AUD unless otherwise indicated. Stockbroking services are provided by CMC Markets Stockbroking Limited (ABN 69 081 002 851, AFSL No.246381), a Participant of the ASX Group (Australian Securities Exchange).



# RC GLOBAL FUNDS MANAGEMENT

5 July 2022

Mr Sam Shao-Sue Chang and Ms Ruoh-Sheue Chang <Chang Family  
Super Fund>  
16 Wallace Street  
KINGSFORD NSW 2032

Investor Number : 000039

## Transaction Statement

### RC Global Infra-Energy Fund

This statement details your transactions in the fund for the period 1 June 2022 to 30 June 2022

Date	Transaction	Transaction Amount (\$)	Transaction Price (\$)	Transaction Units	Unit Balance	Redemption Price (\$)	Balance (\$)
01-06-2022	Opening Balance				24,029.2195	1.0752	25,836.22
30-06-2022	Closing Balance				24,029.2195	1.0118	24,312.76

Should you have any questions regarding this statement please contact our Unit Registry Office on 1300 133 451 or by email: [registry@mainstreamgroup.com](mailto:registry@mainstreamgroup.com).

Please send all mail correspondence to Mainstream Fund Services Pty Ltd at GPO Box 4968, Sydney NSW 2001.



31 December 2021

Investor Number: 000039

Mr Sam Shao-Sue Chang and Ms Ruoh-Sheue Chang  
<Chang Family Super Fund>  
16 Wallace Street  
KINGSFORD NSW 2032

## Application Confirmation

### RC Global Infra-Energy Fund

Your investment with RC Global Funds Management has been completed following acceptance of your application for units for the above fund. We confirm the details of your application below.

#### Application Details

Application Date	Application Amount (\$)	Application Fee (\$) *	Net Application Amount (\$)	Application Price (\$)	Units Issued	Unit Balance
29-12-2021	25,000.00	0.00	25,000.00	1.0404	24,029.2195	24,029.2195

\*Please refer to the Information Memorandum for applicable fees

Distribution Method	Bank	A/C Name	BSB	Account No
Direct Credit	ANZ	Ruoh-Sheue Chang and Sam Shao-Sue Chang ATF Chang Family Super Fund	012-336	*****707

#### Tax File Number

TFN / ABN Advised

Mr Sam Shao-Sue Chang and Ms Ruoh-Sheue Chang <Chang Family Super Fund>

Yes

Should you have any questions regarding this statement please contact our Unit Registry Office on 1300 133 451 or by email: [registry@mainstreamgroup.com](mailto:registry@mainstreamgroup.com).

Please send all mail correspondence to Mainstream Fund Services Pty Ltd at GPO Box 4968, Sydney NSW 2001.

# Chang Family Super Fund

## General Ledger

As at 30 June 2022

Transaction Date	Description	Units	Debit	Credit	Balance \$
<b>Distributions Receivable (61800)</b>					
<u>APA Group (APA.AX12)</u>					
01/07/2021	Opening Balance				16.73 DR
15/09/2021	DIVIDEND FROM APA DST 001263757859			16.73	0.00 DR
				<b>16.73</b>	<b>0.00 DR</b>
<u>Ishares Global 100 Etf (IOO.AX1)</u>					
30/06/2022	FY22 - Receivable		78.92		78.92 DR
			<b>78.92</b>		<b>78.92 DR</b>
<u>Vaneck Australian Banks Etf (MVB.AX)</u>					
01/07/2021	Opening Balance				70.00 DR
23/07/2021	DIVIDEND FROM MVB DST 001262455243 [Amount Receivable]			70.00	0.00 DR
				<b>70.00</b>	<b>0.00 DR</b>
<u>Betashares Nasdaq 100 Etf (NDQ.AX1)</u>					
30/06/2022	FY2022 Receivable		319.80		319.80 DR
			<b>319.80</b>		<b>319.80 DR</b>
<u>Rc Global Infra-Energy Fund (RCG6220AU.AX1)</u>					
30/06/2022	FY22 Receivable		1,723.91		1,723.91 DR
			<b>1,723.91</b>		<b>1,723.91 DR</b>
<b>Total Debits:</b>	<b>2,122.63</b>				
<b>Total Credits:</b>	<b>86.73</b>				

# Chang Family Super Fund General Ledger

As at 30 June 2022

Transaction Date	Description	Units	Debit	Credit	Balance \$
<b>Reinvestment Residual Account (62550)</b>					
<u>BHP Group Limited (BHP.AX)</u>					
28/03/2022	USD 1.5, 1.5 FRANKED, 30% CTR, DRP NIL DISC		28.22		28.22 DR
			<b>28.22</b>		<b>28.22 DR</b>
<u>Dicker Data Limited (DDR.AX)</u>					
01/06/2022	AUD 0.13 FRANKED, 30% CTR, DRP		11.68		11.68 DR
			<b>11.68</b>		<b>11.68 DR</b>
<u>Ishares Global 100 Etf (IOO.AX1)</u>					
05/01/2022	AUD DRP		37.17		37.17 DR
			<b>37.17</b>		<b>37.17 DR</b>
<u>Vaneck Australian Banks Etf (MVB.AX)</u>					
20/04/2022	AUD 0.008 FRANKED, 30% CTR, DRP		7.86		7.86 DR
			<b>7.86</b>		<b>7.86 DR</b>
<u>Telstra Corporation Limited. (TLS.AX)</u>					
01/04/2022	AUD 0.02 SPEC, 0.08 FRANKED, 30% CTR, DRP NIL DISC		1.62		1.62 DR
01/04/2022	TLS DRP			1.62	0.00 DR
			<b>1.62</b>	<b>1.62</b>	<b>0.00 DR</b>
<u>Vanguard Diversified Balanced Index Etf (VDBA.AX)</u>					
19/01/2022	AUD EST 0.0499 FRANKED, 30% CTR, 0.0078 CFI, DRP		23.75		23.75 DR
20/04/2022	TRANSFER FROM VDBA PAYMENT 22APR/00800007			23.74	0.01 DR
			<b>23.75</b>	<b>23.74</b>	<b>0.01 DR</b>
<u>Vanguard Australian Shares High Yield Etf (VHY.AX)</u>					
18/10/2021	AUD EST 1.4759 FRANKED, 30% CTR, 0.0241 CFI, DRP		46.54		46.54 DR
19/01/2022	TRANSFER FROM VHY PAYMENT 22JAN/00800025			46.54	0.00 DR
			<b>46.54</b>	<b>46.54</b>	<b>0.00 DR</b>
<u>Wesfarmers Limited (WES.AX)</u>					
30/03/2022	AUD 0.8 FRANKED, 30% CTR, DRP		4.30		4.30 DR
			<b>4.30</b>		<b>4.30 DR</b>

**Total Debits: 161.14**      **89.24**  
**Total Credits: 71.90**

# Chang Family Super Fund

## General Ledger

As at 30 June 2022

Transaction Date	Description	Units	Debit	Credit	Balance \$
<b>Sundry Creditors (88000)</b>					
<u>Sundry Creditors (88000)</u>					
01/07/2021	Opening Balance				10,342.95 CR
01/07/2021	SHARE TRADE WITHDRAWAL TO CMC MARKETS STOC C15195876		10,342.95		0.00 DR
29/06/2022	Unsettled Trade			1,274.90	1,274.90 CR
			<b>10,342.95</b>	<b>1,274.90</b>	<b>1,274.90 CR</b>

**Total Debits: 10,342.95**

**Total Credits: 1,274.90**



# Chang Family Super Fund Distribution Reconciliation Report

For The Period 01 July 2021 - 30 June 2022

Date	Payment Received	Non Primary Production Income (A) * <sub>1</sub>				Distributed Capital Gains (B) * <sub>2</sub>					Foreign Income * <sub>3</sub>		Non-Assessable			Taxable Income	
		Franked	Unfranked	Interest/ Other	Franking Credits	Discounted (After Discount)	Rate * <sub>5</sub>	CGT Concession	Indexed	Other	Foreign Income	Foreign Credits	Tax Exempt	Tax Free	Tax Deferred / AMIT * <sub>6</sub>		
<b>Stapled Securities</b>																	
APA.AX APA Group																	
15/09/2021	253.28						S									0.00	
30/06/2022	0.00	0.00	0.00	0.00	0.00	0.00	I	0.00	0.00	0.00	0.00	0.00	0.00	0.00	0.00	253.28	0.00
	253.28	0.00	0.00	0.00	0.00	0.00		0.00	0.00	0.00	0.00	0.00	0.00	0.00	0.00	253.28	0.00
	<i>Net Cash Distribution:</i>	253.28															
	<b>253.28</b>	<b>0.00</b>	<b>0.00</b>	<b>0.00</b>	<b>0.00</b>	<b>0.00</b>		<b>0.00</b>	<b>0.00</b>	<b>0.00</b>	<b>0.00</b>	<b>0.00</b>	<b>0.00</b>	<b>0.00</b>	<b>0.00</b>	<b>253.28</b>	<b>0.00</b>
<b>Units in Listed Unit Trusts (Australian)</b>																	
IOO.AX Ishares Global 100 Etf																	
05/01/2022	37.17						S									0.00	
30/06/2022	78.92						S									0.00	
30/06/2022	0.00						S									0.00	
30/06/2022	0.00	0.00	0.00	0.00	0.00	9.13	I	9.13	0.00	0.00	97.83	17.23	0.00	0.00	0.00	124.19	
	116.09	0.00	0.00	0.00	0.00	9.13		9.13	0.00	0.00	97.83	17.23	0.00	0.00	0.00	124.19	
	<i>Net Cash Distribution:</i>	116.09															
MOAT.AX Vaneck Vectors Morningstar Wide MOAT Etf																	
14/01/2022	88.30						S									0.00	
30/06/2022	0.00	0.00	0.00	0.00	0.00	0.00	I	0.00	0.00	0.00	88.30	16.78	0.00	0.00	0.00	105.08	
	88.30	0.00	0.00	0.00	0.00	0.00		0.00	0.00	0.00	88.30	16.78	0.00	0.00	0.00	105.08	

# Chang Family Super Fund

## Distribution Reconciliation Report

For The Period 01 July 2021 - 30 June 2022

Date	Payment Received	Non Primary Production Income (A) * <sub>1</sub>				Distributed Capital Gains (B) * <sub>2</sub>					Foreign Income * <sub>3</sub>		Non-Assessable			Taxable Income	
		Franked	Unfranked	Interest/ Other	Franking Credits	Discounted (After Discount)	Rate * <sub>5</sub>	CGT Concession	Indexed	Other	Foreign Income	Foreign Credits	Tax Exempt	Tax Free	Tax Deferred / AMIT * <sub>6</sub>		
<i>Net Cash Distribution:</i>		88.30															
MVB.AX Vaneck Australian Banks Etf																	
17/08/2021	129.50						S									0.00	
20/04/2022	40.00						S									0.00	
30/06/2022	0.00	177.45	14.53	0.00	78.48	0.00	I	0.00	0.00	0.00	0.00	0.00	0.00	0.00	0.00	(22.48)	270.46
	169.50	177.45	14.53	0.00	78.48	0.00		0.00	0.00	0.00	0.00	0.00	0.00	0.00	0.00	(22.48)	270.46
<i>Net Cash Distribution:</i>		169.50															
NDQ.AX Betashares Nasdaq 100 Etf																	
30/06/2022	319.80						S									0.00	
30/06/2022	0.00						S									0.00	
30/06/2022	0.00	0.00	0.00	0.01	0.00	309.74	I	309.74	0.00	0.00	20.11	11.91	0.00	0.00	(319.80)	341.77	
	319.80	0.00	0.00	0.01	0.00	309.74		309.74	0.00	0.00	20.11	11.91	0.00	0.00	(319.80)	341.77	
<i>Net Cash Distribution:</i>		319.80															
RFF.AX Rural Funds Group																	
31/01/2022	102.66						S									0.00	
30/06/2022	0.00	0.00	43.25	12.23	0.00	0.00	I	0.00	0.00	0.00	0.00	0.00	0.00	0.00	0.00	47.18	55.48
	102.66	0.00	43.25	12.23	0.00	0.00		0.00	0.00	0.00	0.00	0.00	0.00	0.00	0.00	47.18	55.48
<i>Net Cash Distribution:</i>		102.66															
VDBA.AX Vanguard Diversified Balanced Index Etf																	

# Chang Family Super Fund

## Distribution Reconciliation Report

For The Period 01 July 2021 - 30 June 2022

Date	Non Primary Production Income (A) * <sub>1</sub>					Distributed Capital Gains (B) * <sub>2</sub>					Foreign Income * <sub>3</sub>		Non-Assessable			Taxable Income
	Payment Received	Franked	Unfranked	Interest/ Other	Franking Credits	Discounted (After Discount)	Rate * <sub>5</sub>	CGT Concession	Indexed	Other	Foreign Income	Foreign Credits	Tax Exempt	Tax Free	Tax Deferred / AMIT * <sub>6</sub>	
19/01/2022	248.33						S								0.00	
30/06/2022	0.00	59.93	9.50	74.47	29.59	24.52	I	24.52	0.00	0.00	41.98	7.47	0.00	0.00	13.41	247.46
	248.33	59.93	9.50	74.47	29.59	24.52		24.52	0.00	0.00	41.98	7.47	0.00	0.00	13.41	247.46
<i>Net Cash Distribution:</i>	248.33															
VGS.AX Vanguard Msci Index International Shares Etf																
19/01/2022	30.18						S								0.00	
30/06/2022	0.00	0.00	0.00	0.82	0.00	3.01	I	3.01	0.00	0.00	22.83	3.94	0.00	0.00	0.51	30.60
	30.18	0.00	0.00	0.82	0.00	3.01		3.01	0.00	0.00	22.83	3.94	0.00	0.00	0.51	30.60
<i>Net Cash Distribution:</i>	30.18															
VHY.AX Vanguard Australian Shares High Yield Etf																
18/10/2021	237.86						S								0.00	
30/06/2022	0.00						S								0.00	
30/06/2022	0.00	221.38	14.51	1.97	97.69	0.00	I	0.00	0.00	0.00	0.00	0.00	0.00	0.00	0.00	335.55
	237.86	221.38	14.51	1.97	97.69	0.00		0.00	0.00	0.00	0.00	0.00	0.00	0.00	0.00	335.55
<i>Net Cash Distribution:</i>	237.86															
	<b>1,312.72</b>	<b>458.76</b>	<b>81.79</b>	<b>89.50</b>	<b>205.76</b>	<b>346.40</b>		<b>346.40</b>	<b>0.00</b>	<b>0.00</b>	<b>271.05</b>	<b>57.33</b>	<b>0.00</b>	<b>0.00</b>	<b>(281.18)</b>	<b>1,510.59</b>

### Units in Unlisted Unit Trusts (Australian)

RCG6220AU.AX Rc Global Infra-Energy Fund

10/01/2022	240.29						S								0.00	
------------	--------	--	--	--	--	--	---	--	--	--	--	--	--	--	------	--

Chang Family Super Fund

# Distribution Reconciliation Report

For The Period 01 July 2021 - 30 June 2022

Date	Non Primary Production Income (A) * <sub>1</sub>					Distributed Capital Gains (B) * <sub>2</sub>					Foreign Income * <sub>3</sub>		Non-Assessable			Taxable Income
	Payment Received	Franked	Unfranked	Interest/ Other	Franking Credits	Discounted (After Discount)	Rate * <sub>5</sub>	CGT Concession	Indexed	Other	Foreign Income	Foreign Credits	Tax Exempt	Tax Free	Tax Deferred / AMIT * <sub>6</sub>	
30/06/2022	1,723.91						S								0.00	
30/06/2022	0.00						S								0.00	
30/06/2022	0.00						S								0.00	
30/06/2022	0.00	28.72	0.00	3.46	17.31	419.28	I	419.28	0.00	361.72	731.74	148.69			0.00	1,710.92
	1,964.20	28.72	0.00	3.46	17.31	419.28		419.28	0.00	361.72	731.74	148.69			0.00	1,710.92
<i>Net Cash Distribution:</i>		1,964.20														
	<b>1,964.20</b>	<b>28.72</b>	<b>0.00</b>	<b>3.46</b>	<b>17.31</b>	<b>419.28</b>		<b>419.28</b>	<b>0.00</b>	<b>361.72</b>	<b>731.74</b>	<b>148.69</b>			<b>0.00</b>	<b>1,710.92</b>

# Chang Family Super Fund Distribution Reconciliation Report

For The Period 01 July 2021 - 30 June 2022

Date	Non Primary Production Income (A) * <sub>1</sub>				Distributed Capital Gains (B) * <sub>2</sub>				Foreign Income * <sub>3</sub>			Non-Assessable			Taxable Income	
	Payment Received	Franked	Unfranked	Interest/ Other	Franking Credits	Discounted (After Discount)	Rate * <sub>5</sub>	CGT Concession	Indexed	Other	Foreign Income	Foreign Credits	Tax Exempt	Tax Free		Tax Deferred / AMIT * <sub>6</sub>
<b>TOTAL</b>	<b>3,530.20</b>	<b>487.48</b>	<b>81.79</b>	<b>92.96</b>	<b>223.07</b>	<b>765.68</b>		<b>765.68</b>	<b>0.00</b>	<b>361.72</b>	<b>1,002.79</b>	<b>206.02</b>	<b>0.00</b>	<b>0.00</b>	<b>(27.90)</b>	<b>3,221.51</b>

## Total Distributed Gains

Discount Rate	Discounted	Gross
Superfund 1/3	0.00	0.00
Individual 50%(I)	765.68	1,893.08
<b>Total</b>	<b>765.68</b>	<b>1,893.08</b>

## \*<sub>1</sub> Summary of Non Primary Production Income (A)

Tax Label	Franked	Unfranked	Interest/Other	Less Other Deduction	Income Before Credits * <sub>7</sub>	Franking Credits	Total Including Credits
11M Gross trust distributions	487.48	81.79	92.96	0.00	662.23	223.07	<b>885.30</b>

\*<sub>2</sub> Forms part of the Net Capital Gains calculation for Tax Label 11A.

\*<sub>3</sub> Forms part of the Foreign Credits calculation for Tax Label 11D, D1, 13C1.

\*<sub>4</sub> Taxable Income is designed to match Tax Statement provided by Fund Manager.

Taxable Income in the SMSF Annual Return will be different due to application of Capital Losses in Net Capital Gain calculation and application of different discount method.

\*<sub>5</sub> This is the discount rate selected for the transaction. "S" being Super Funds at 1/3 and "I" being Individual at 50%.

\*<sub>6</sub> AMIT cost base net increase is reflected as negative amount i.e. negative tax deferred and AMIT cost base net decrease is reflected as positive amount i.e. positive tax deferred.

\*<sub>7</sub> Sum of Income Before Credits reconciles with Taxable Trust Distributions in Statement of Taxable Income.

^ Variance between Payment Received and Net Cash Distribution.

000280 000 VHY



MR SAM SHAO SUE CHANG &  
MRS RUOH SHEUE CHANG  
<CHANG FAMILY S/F A/C>  
16 WALLACE STREET  
KINGSFORD NSW 2032

### Holder Identification Number (HIN)

X 0042779342

ASX Code	VHY
TFN/ABN Status	Quoted
Payment Date	19 January 2022

## Distribution Reinvestment Plan - Residual Cash Balance Payment

This statement represents a payment of your Distribution Reinvestment Plan carried forward cash balance paid to you following your withdrawal from the Vanguard Australian Shares High Yield ETF Distribution Reinvestment Plan.

Security: VHY  
Payment Date: 19 January 2022  
Payment Description: DRP Residual Cash Balance Payment

Class	Payment Amount
ETF	\$46.54

## Your Payment Instruction

Bank: ANZ INTERNET TRADING NSW  
BSB: 012-012  
ACC: 492688824

Amount Deposited

**\$46.54**

128914 000 VHY



MR SAM SHAO SUE CHANG &  
 MRS RUOH SHEUE CHANG  
 <CHANG FAMILY S/F A/C>  
 16 WALLACE STREET  
 KINGSFORD NSW 2032

**Holder Identification Number (HIN)**

**X 0042779342**

ASX Code	VHY
TFN/ABN Status	Quoted
Record Date	4 October 2021
Payment Date	18 October 2021

**Vanguard Australian Shares High Yield ETF  
 Distribution Payment for the Period Ending 30 September 2021  
 Distribution Reinvestment Plan Advice**

Class Description	Rate Per Security	Securities Held	Gross Amount
ETF	\$1.58572471	150	\$237.86

Withholding tax: \$0.00

**NET PAYMENT: \$237.86**

**Note:** You should retain this statement to assist you in preparing your tax return. Please keep this in a safe place as a charge may be levied for a replacement. If you require your payment to be re-issued, you may be charged an administrative fee which will be deducted from your payment. Fees are applicable to certain types of payments valued at over \$100 AUD.


For additional information regarding the distribution, including estimated tax components and Fund Payment information, please visit the Announcements section of the Vanguard Investments Australia web page [www.vanguard.com.au/etf](http://www.vanguard.com.au/etf)

**Distribution Reinvestment Plan (DRP) Details**

Cash surplus brought forward from last distribution:	\$0.00
Net amount of current distribution:	<u>\$237.86</u>
Total amount available for reinvestment:	\$237.86
Amount applied to 3 ETF securities allotted @ \$63.7741 each:	<u>\$191.32</u>
Cash surplus carried forward to next distribution:	<u><u>\$46.54</u></u>
Your securityholding participating in the Plan as at Record Date:	150
Number of ETF securities allotted to you under the Plan: (these ETF securities will appear on your next statement)	<u>3</u>
Your total securityholding as at Payment Date: (excluding trades since Record Date)	<u><u>153</u></u>

## Contact Us:

 **Online:**  
www.au.computershare.com/Investor/Contact

 **By Mail:**  
Computershare Investor Services Pty Limited  
GPO Box 2975 Melbourne  
Victoria 3001 Australia

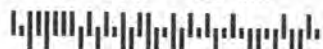
## Enquiries:

(within Australia) 1300 757 905  
(international) +61 3 9415 4813

## Holder Identification Number (HIN)

X 0042779342

← 321580 000 VHY



MR SAM SHAO SUE CHANG &  
MRS RUOH SHEUE CHANG  
<CHANG FAMILY S/F A/C>  
16 WALLACE STREET  
KINGSFORD NSW 2032

## ATTRIBUTION MANAGED INVESTMENT TRUST MEMBER ANNUAL TAX STATEMENT FOR YEAR ENDED 30 JUNE 2022

The following tax return items are valid for Australian resident individual unitholders only.

### PART A – SUMMARY OF 2022 TAX RETURN (SUPPLEMENTARY SECTION) ITEMS

Item	Tax Return Label	Amount
Share of net income from trusts, less net capital gains, foreign income and franked distributions	13U	\$16.48
Franked distributions from trusts	13C	\$319.07
Share of franking credits from franked dividends	13Q	\$97.69
Share of credit for TFN amounts withheld	13R	\$0.00
Share of credit for foreign resident withholding amounts	13A	\$0.00
Net capital gain	18A	\$0.00
Total current year capital gains	18H	\$0.00
Assessable foreign source income	20E	\$0.00
Other net foreign source income	20M	\$0.00
Foreign income tax offset	20O	\$0.00

### PART B – COMPONENTS OF ATTRIBUTION

Item	Cash Distribution	Tax Paid/Offsets	Attribution
<b>Australian Income</b>			
Unfranked distributions	\$10.89		\$10.89
Unfranked CFI distributions	\$3.62		\$3.62
Interest - subject to non resident WHT	\$0.00		\$0.00
Interest - not subject to non resident WHT	\$0.00		\$0.00
Other income - clean building MIT income	\$0.00		\$0.00
Other income - excluded from NCMI	\$0.00		\$0.00
Other income - NCMI	\$0.00		\$0.00
Other income	\$1.97		\$1.97
<b>Non primary production income</b>	<b>\$16.48</b>		<b>\$16.48</b>
<b>Franked distributions</b>	<b>\$221.38</b>	<b>\$97.69</b>	<b>\$319.07</b>
<b>Capital Gains</b>			
Discounted capital gains TAP - clean building MIT income	\$0.00		\$0.00
Discounted capital gains TAP - excluded from NCMI	\$0.00		\$0.00
Discounted capital gains TAP - NCMI	\$0.00		\$0.00
Discounted capital gains TAP	\$0.00		\$0.00
Discounted capital gains NTAP	\$0.00		\$0.00
Capital gains - other method TAP - clean building MIT income	\$0.00		\$0.00
Capital gains - other method TAP - excluded from NCMI	\$0.00		\$0.00
Capital gains - other method TAP - NCMI	\$0.00		\$0.00
Capital gains - other method TAP	\$0.00		\$0.00
Capital gains - other method NTAP	\$0.00		\$0.00
<b>Net capital gain</b>	<b>\$0.00</b>		<b>\$0.00</b>
AMIT CGT gross up amount			\$0.00
Other capital gains distribution	\$0.00		\$0.00
<b>Total current year capital gains</b>	<b>\$0.00</b>		<b>\$0.00</b>
<b>Foreign Income</b>			
Assessable foreign source income	\$0.00	\$0.00	\$0.00
<b>Other Non-assessable Amounts</b>			
Non-assessable non-exempt amount	\$0.00		\$0.00
Net exempt income	\$0.00		\$0.00
Other non-attributable amounts	\$0.00		\$0.00
<b>Gross Amount</b>	<b>\$237.86</b>		<b>\$335.55</b>
AMIT cost base net amount - excess (reduce cost base)			\$0.00
AMIT cost base net amount - shortfall (increase cost base)			\$0.00
Less TFN amounts withheld	\$0.00		\$0.00
Less non-resident withholding tax			\$0.00
- Interest / dividend amounts withheld	\$0.00		\$0.00
- Fund payment amounts withheld	\$0.00		\$0.00
<b>Net Cash Distribution</b>	<b>\$237.86</b>		





Trust

Australian Pipeline Ltd ACN 091 344 704  
 AFSL 239927  
 Australian Pipeline Trust ARSN 091 678 778  
 APT Investment Trust ARSN 115 585 441  
 APA Group

All Registry communications to:  
 C/- Link Market Services Limited  
 Locked Bag A14, Sydney South, NSW 1235  
 Telephone : +61 1800 992 312  
 ASX Code: APA  
 Email: apagroup@linkmarketservices.com.au  
 Website: www.linkmarketservices.com.au

### Distribution Statement



010 005105

MR SAM SHAO SUE CHANG &  
 MRS RUOH SHEUE CHANG  
 <CHANG FAMILY S/F A/C>  
 16 WALLACE STREET  
 KINGSFORD NSW 2032

**Payment date:** 15 September 2021  
**Record date:** 30 June 2021  
**Reference No:** X\*\*\*\*\*9342  
 TFN/ABN RECEIVED AND RECORDED

Distribution details for the period 1 January 2021 to 30 June 2021

Stapled Security Component	Securities	Distribution per Security	Unfranked Dividend	Franked Dividend	Tax Deferred Distribution	Trust Distribution /Interest	Gross Amount	Franking Credit
<b>APT component</b>								
2022 tax year	1,000	\$0.186305	\$0.00	\$0.00	\$186.31	\$0.00	\$186.31 ✓	\$0.00
<b>APTIT component</b>								
2021 tax year	1,000	\$0.016732	\$0.00	\$0.00	\$0.00	\$16.73	\$16.73 ✓	\$0.00
2022 tax year	1,000	\$0.066963	\$0.00	\$0.00	\$66.97	\$0.00	\$66.97	\$0.00
<b>Total</b>	1,000	\$0.270000	\$0.00	\$0.00	\$253.28	\$16.73	\$270.01	\$0.00
<b>Net Amount:</b>							<b>\$270.01</b>	

#### DISTRIBUTION REMITTED TO:

ANZ BANK  
 6/75 DORCAS STREET  
 SOUTH MELBOURNE VIC 3205  
 MR SAM SHAO SUE CHANG + MRS RUOH  
 BSB: 012-012 ACC: \*\*\*\*\*8824  
 DIRECT CREDIT REFERENCE NO.: 001263757859

Any trust distribution from APTIT should be included in your tax return as non-primary production income from partnerships & trusts. Any tax deferred return component will reduce the cost base of your security for capital gains tax purposes.

APA Group has provided a notice for the purpose of subdivision 12-H of the Taxation Administration Act 1953, on the Distribution details page of the website www.apa.com.au. If you have any queries regarding taxation issues, please consult your tax advisor.

You may update your details by visiting the Link Market Services Limited website at www.linkmarketservices.com.au.

**Please retain in a safe place as a charge may be levied for replacement.**



APA Group Limited ACN 091 344 704  
AFSL 239927  
APA Infrastructure Trust ARSN 091 678 778  
APA Investment Trust ARSN 115 585 441  
APA Group

All Registry communications to:  
C/- Link Market Services Limited  
Locked Bag A14, Sydney South, NSW 1235  
Telephone : +61 1800 992 312  
ASX Code: APA  
Email: apagroup@linkmarketservices.com.au  
Website: www.linkmarketservices.com.au



010 000787

MR SAM SHAO SUE CHANG &  
MRS RUOH SHEUE CHANG  
<CHANG FAMILY S/F A/C>  
16 WALLACE STREET  
KINGSFORD NSW 2032

Reference No: X\*\*\*\*\*9342

**ANNUAL TAX STATEMENT**  
**\*PERIOD 1 JULY 2021 TO 30 JUNE 2022**

ITEM	AMOUNT	INDIVIDUAL TAX RETURN LABEL
<b>APA Infrastructure Trust (APA Infra)</b>		
APA Infra Unfranked Dividend	\$0.00	11S
APA Infra Franked Dividend	\$0.00	11T
APA Infra Tax Deferred	\$186.31	
APA Infra Gross Distribution	\$186.31	
APA Infra Withholding Tax Deducted	\$0.00	11V
APA Infra Franking Credit	\$0.00	11U
<b>APA Investment Trust (APA Invest)</b>		
APA Invest Trust Distribution / Interest Income	\$0.00	13U
APA Invest Tax Deferred	\$66.97	
APA Invest Gross Distribution	\$66.97	
APA Invest Withholding Tax Deducted	\$0.00	13R

\$253.28

\*Distributions applicable to the period were paid on 15 September 2021, 17 March 2022 and 14 September 2022.

Any unfranked or franked dividend paid by APA Infrastructure Trust, together with the franking credit, should be included in your tax return as assessable income. Any trust distribution from APA Investment Trust should be included in your tax return as non-primary production income from partnerships & trusts. Any tax deferred component will reduce the cost base of your security for capital gains tax purposes.

The Tax Return Label applies to the Australian Taxation Office's 2022 Tax return for individuals and Tax return for individuals (supplementary section).

This Annual Tax Statement is provided to assist you in preparing your income tax return for the year ended 30 June 2022 and should be used in conjunction with the enclosed 2022 Tax Return Guide. It is not intended to act as advice in respect of your particular circumstances. If you are in doubt as to your tax position you should seek professional advice. Any taxation details provided on previous distribution statements should now be ignored.

If you did not quote your Tax File Number for your investment, withholding tax was deducted from your distribution entitlements during the year. Withholding tax has also been deducted on the relevant components, if you are a non-resident. The withholding tax deducted may be available as an offset against your tax liability. All distributions are in Australian dollars.

You may update your details by visiting the Link Market Services Limited website at [www.linkmarketservices.com.au](http://www.linkmarketservices.com.au).

Please retain in a safe place as a charge may be levied for replacement.



## APA GROUP 2022 TAX RETURN GUIDE

This guide has been prepared to assist you in completing your income tax return for the year ended 30 June 2022 using your APA Group Annual Tax Statement.

This guide is not intended to be, and should not be relied upon as, personal taxation or financial advice.

Since every person's circumstances are different we have made a number of general assumptions which may, or may not, be applicable to you. Where you require help relating to your particular tax position you should refer to the Australian Taxation Office or seek independent taxation advice.

The general assumptions made in preparing this Guide include that you are:

- an individual securityholder;
- a resident of Australia for income tax purposes;
- holding your APA Group stapled securities for investment purposes rather than for resale at a profit and the Capital Gains Tax (CGT) provisions apply to you; and
- using the "Tax return for individuals 2022" and "Tax return for individuals (supplementary section) 2022" to complete your income tax return.

APA Group is a "stapled security" listed on the ASX consisting of units in APA Infrastructure Trust (**APA Infra**) (formerly Australian Pipeline Trust (APT)) and units in APA Investment Trust (**APA Invest**) (formerly APT Investment Trust (APTIT)). These units can only be traded together. For tax purposes APA Infra is a Division 6C "public trading" trust, which is taxed as if it were a company while APA Invest is a Division 6 "pass through" trust.

The APA Group Annual Tax Statement provides details of the dividends and trust distributions to which you are entitled and these amounts should be used in preparing your 2022 income tax return. For tax purposes the APA Infra dividends and APA Invest trust distributions must be separately disclosed in your income tax return.

Below is a table showing the 2022 APA Group Annual Tax Statement components on a cents per security basis (cps).

### APA Infrastructure Trust (APA Infra) Dividends

For an individual Australian resident taxpayer, dividends together with franking credits from APA Infra are recognised on a receipts basis (at payment date). Your APA Group Annual Tax Statement includes the APA Infra dividends paid to you in March 2022.

Amounts shown as **Unfranked Dividends** from APA Infra on the Annual Tax Statement should be included at **Item 11S** on the Tax return for individuals 2022.

Amounts shown as **Franked Dividends** from APA Infra should be included at **Item 11T** on the Tax return for individuals 2022.

Amounts shown as **APA Infra Franking Credit** should be included at **Item 11U** on the Tax return for individuals 2022. You should receive a tax offset for this amount when your tax return is assessed.

Where you have not provided your Tax File Number, income tax has been withheld from all unfranked dividends and tax deferred amounts paid to you by APA Infra at a rate of 47%. This should be claimed as a credit in your income tax return by including the amount disclosed on the Annual Tax Statement at **Item 11V** on the Tax return for individuals 2022.

### APA Group Annual Tax Statement 2022

APA Distribution Statement Component	Record Date 30 June 2021 Payment Date 15 September 2021 (cps)	Record Date 31 December 2021 Payment Date 17 March 2022 (cps)	Record Date 30 June 2022 Payment Date 14 September 2022 (cps)
APA Infra Unfranked Dividend	0.0	0.0	^
APA Infra Franked Dividend	0.0	9.43	^
APA Infra Tax Deferred	18.6305	10.69	^
APA Invest Trust Distribution	*	1.33	1.1443
APA Invest Tax Deferred	6.6963	3.55	^
<b>Amount in APA Group 2022 Tax Statement</b>	<b>25.3268</b>	<b>25.0</b>	<b>1.1443</b>
APA Infra Franking Credit	0.0	4.0414	^

\* component recognised in the 2021 Annual Tax Statement

^ component to be recognised in the 2023 Annual Tax Statement



### **APA Infrastructure Trust (APA Infra) & APA Investment Trust (APA Invest) Tax Deferred**

Your APA Group Annual Tax Statement includes tax deferred amounts in respect of your gross cash distribution from both APA Infra and APA Invest. Tax deferred amounts are recognised on a receipts basis (at payment date). Your APA Group Annual Tax Statement includes tax deferred distributions paid to you in September 2021 and March 2022.

The APA Infra tax deferred amount represents a return of capital by APA Infra.

The APA Invest tax deferred amount has arisen because the gross cash distribution from APA Invest exceeds the taxable income of APA Invest.

The tax deferred amount is not immediately taxable but will reduce the CGT cost base of the units held by you. Once the tax deferred distributions reduce your CGT cost base to nil, any additional tax deferred distributions will give rise to an immediate capital gain. However this gain may be reduced on account of the CGT 50% discount where units have been held for more than 12 months.

### **APA Investment Trust (APA Invest) Trust Distribution**

For tax purposes the cash distribution from APA Invest comprises taxable trust income. For an individual Australian resident taxpayer, the taxable trust income from APA Invest is recognised for tax purposes on a present entitlement (at record date) and not on a receipts basis.

Your APA Group Annual Tax Statement includes the APA Invest taxable trust income distributions paid to you in March 2022 and September 2022.

### **Taxable Income**

Under the tax legislation, as a unitholder of APA Invest, you are subject to tax on your proportionate share of the "net income" of APA Invest which includes interest and other income.

Amounts shown as Trust Distribution from APA Invest on the Annual Tax Statement should be included at **Item 13U** on the Tax return for individuals (supplementary section) 2022 and represent your share of the "net income" of APA Invest for 2022.

Where you have not provided your Tax File Number, income tax has been withheld from all Trust Distributions and tax deferred amounts paid to you by APA Invest at a rate of 47%. This should be claimed as a credit in your income tax return by including the amount disclosed on the Annual Tax Statement at **Item 13R** on the Tax return for individuals (supplementary section) 2022.

### **Disposal of Your Stapled Securities**

The following summary will help you to determine whether you have any liability for CGT if you have sold your stapled securities. You should however obtain your own independent tax advice where you have sold stapled securities.

For tax purposes the sale of an APA Group stapled security is treated as a disposal of a unit in APA Infra and a unit in APA Invest. Upon disposal of an APA Group stapled security, you will realise a capital gain if the consideration you receive exceeds the CGT cost base of the APA Infra and APA Invest units.

### **Cost Base of Units**

Generally the cost base of your units is the amount you paid for them including the incidental costs of acquisition and disposal. The cost base will be reduced by any tax deferred distributions or capital returns previously made in respect of the units. Details of tax deferred distributions and previous capital returns are available from the "apa group distributions" section of the Investors tab on the APA Group website [apa.com.au](http://apa.com.au).

For capital gains tax purposes, the cost of each APA Group stapled security and the consideration received on disposal of each APA Group stapled security will need to be apportioned between the unit in APA Infra and the unit in APA Invest on a reasonable basis. One possible method of apportionment is on the basis of an estimate of the relative net assets of APA Infra and APA Invest at the time you acquired your units. Details of relative net assets for APA Infra and APA Invest are available from the "tax information" section of the Investors tab on the APA Group website [apa.com.au](http://apa.com.au).

### **Calculation of Capital Gain/Loss**

Your capital gain or capital loss from the disposal of your APA Group stapled securities may be ascertained as follows:

- Capital Gains – A taxable capital gain is calculated as the excess of the sale proceeds received over the cost base of the APA Group stapled securities.
- Discount Capital Gains – Where the APA Group stapled securities have been held for more than 12 months, you may choose to reduce your taxable capital gain by the CGT discount of 50% for individuals.
- Capital Loss – A capital loss will comprise the excess of the reduced cost base of the APA Group stapled securities over the sale proceeds received.

For information on your APA Group holding please contact Link Market Services Limited on 1800 992 312.

For information on how to complete your tax return please seek professional taxation advice or consult with your financial adviser.

# iShares®

by BlackRock

031987 000 100



MR SAM SHAO SUE CHANG &  
MRS RUOH SHEUE CHANG  
<CHANG FAMILY S/F A/C>  
16 WALLACE STREET  
KINGSFORD NSW 2032

## Manage your holdings



[www.investorcentre.com/au](http://www.investorcentre.com/au)



Computershare Investor Services Pty Limited  
GPO Box 2975 Melbourne  
Victoria 3001 Australia

## Enquiries:



(within Australia) 1300 474 273  
(outside Australia) +61 3 9415 4695

Holder Identification Number (HIN)

X0042779342

Record Date:  
Payment Date:

22 December 2021  
5 January 2022

## iShares Distribution Distribution Reinvestment Plan

ASX	Fund Name	DRP Price (\$)	Units	Cash per Security (\$)	Tax Withheld Amount (\$)	Net Cash for Reinvestment# (\$)	Balance Brought Forward (\$)	Number of Units Allotted	Cash Carried Forward (\$)
100	iShares Global 100 ETF	106.203916	60	0.61954419	0.00	37.17	0.00	0	37.17
<b>Total</b>					<b>0.00</b>	<b>37.17</b>	<b>0.00</b>	<b>0</b>	<b>37.17</b>

#To calculate net cash available for reinvestment, multiply units available for DRP by cash per security & subtract any applicable tax withheld

Please refer to the following guide for a description of how the DRP plan operates:

<https://www.blackrock.com/au/individual/literature/dividends/ishares-etf-distribution-reinvestment-plan-australian-funds-en-au.pdf>

**Note 1:** You should refer to the iShares tax booklet for Australian domiciled iShares ETFs at [www.blackrock.com/au](http://www.blackrock.com/au) for more tax related information. Please retain this statement in a safe place as a charge may be levied for a replacement.

**Note 2:** If you require a payment to be re-issued, you may be charged an administrative fee which will be deducted from your payment. Fees are applicable to certain types of payments valued at over \$100 AU.

## IT'S TIME TO THINK SUSTAINABLY.

Expect more from iShares ESG ETFs. Turn over to learn more.



008557 000 100



MR SAM SHAO SUE CHANG &  
MRS RUOH SHEUE CHANG  
<CHANG FAMILY S/F A/C>  
16 WALLACE STREET  
KINGSFORD NSW 2032

## Manage your holdings



[www.investorcentre.com/au](http://www.investorcentre.com/au)



Computershare Investor Services Pty Limited  
GPO Box 2975 Melbourne  
Victoria 3001 Australia

## Enquiries:



(within Australia) 1300 474 273  
(outside Australia) +61 3 9415 4695

Holder Identification Number (HIN)

**X0042779342**

Record Date:

**4 July 2022**

Payment Date:

**13 July 2022**

## iShares Distribution Distribution Reinvestment Plan

ASX	Fund Name	DRP Price (\$)	Units	Cash per Security (\$)	Tax Withheld Amount (\$)	Net Cash for Reinvestment# (\$)	Balance Brought Forward (\$)	Number of Units Allotted	Cash Carried Forward (\$)
I00	iShares Global 100 ETF	92.648972	60	1.31536608	0.00	78.92	37.17	1	23.44
<b>Total</b>					<b>0.00</b>	<b>78.92</b>	<b>37.17</b>	<b>1</b>	<b>23.44</b>

#To calculate net cash available for reinvestment, multiply units available for DRP by cash per security & subtract any applicable tax withheld

Please refer to the following guide for a description of how the DRP plan operates:  
<https://www.blackrock.com/au/individual/literature/dividends/ishares-etf-distribution-reinvestment-plan-australian-funds-en-au.pdf>

**Note 1:** You should refer to the iShares tax booklet for Australian domiciled iShares ETFs at [www.blackrock.com/au](http://www.blackrock.com/au) for more tax related information. Please retain this statement in a safe place as a charge may be levied for a replacement.

**Note 2:** If you require a payment to be re-issued, you may be charged an administrative fee which will be deducted from your payment. Fees are applicable to certain types of payments valued at over \$100 AU.

## IT'S TIME TO THINK SUSTAINABLY.

Expect more from iShares ESG ETFs. Turn over to learn more.



## iShares Global 100 ETF

ARSN 625 113 911  
BlackRock Investment Management (Australia) Limited  
ABN 13 006 165 975 AFSL 230523

Update your information:

[www.investorcentre.com/au/contact](http://www.investorcentre.com/au/contact)

Computershare Investor Services Pty Limited  
GPO Box 2975 Melbourne  
Victoria 3001 Australia  
Enquiries: (within Australia) 1-300-ishare (474 273)  
(international) +61 3 9415 4695

078366 000 100



MR SAM SHAO SUE CHANG &  
MRS RUOH SHEUE CHANG  
<CHANG FAMILY S/F A/C>  
16 WALLACE STREET  
KINGSFORD NSW 2032

TFN/ABN Status: Quoted

Holder Identification Number (HIN)

X 0042779342

### ATTRIBUTION MANAGED INVESTMENT TRUST MEMBER ANNUAL TAX STATEMENT FOR YEAR ENDED 30 JUNE 2022

The following tax return items are valid for Australian resident individual unitholders only.

PART A – SUMMARY OF 2022 TAX RETURN (SUPPLEMENTARY SECTION) ITEMS			
Item	Tax Return Label	Tax Attribution Amount	
Share of non-primary production income	13U	\$0.00	
Franked distributions from trusts	13C	\$0.00	
Share of franking credits from franked dividends	13Q	\$0.00	
Share of credit for TFN amounts withheld	13R	\$0.00	
Share of credit for foreign resident withholding amounts	13A	\$0.00	
Net capital gain	18A	\$9.13	
Total current year capital gains	18H	\$18.26	
Assessable foreign source income	20E	\$115.06	
Other net foreign source income	20M	\$115.06	
Foreign income tax offset	20O	\$17.23	
PART B – COMPONENTS OF DISTRIBUTION			
Item	Cash Distribution	Tax Paid/Offsets	Tax Attribution
<b>Australian income</b>			
Unfranked distributions			\$0.00
Unfranked CFI distributions			\$0.00
Interest (subject to non resident WHT)			\$0.00
Interest (not subject to non resident WHT)			\$0.00
Other income - clean building MIT income			\$0.00
Other income - excluded from NCM I			\$0.00
Other income - NCM I			\$0.00
Other income			\$0.00
<b>Non primary production income</b>			<b>\$0.00</b>
<b>Franked distributions</b>		<b>\$0.00</b>	<b>\$0.00</b>
<b>Capital gains</b>			
Discounted capital gains TAP - clean building MIT income			\$0.00
Discounted capital gains TAP - excluded from NCM I			\$0.00
Discounted capital gains TAP - NCM I			\$0.00
Discounted capital gains TAP			\$0.00
Discounted capital gains NTAP			\$9.13
Capital gains – other method TAP - clean building MIT income			\$0.00
Capital gains – other method TAP - excluded from NCM I			\$0.00
Capital gains – other method TAP - NCM I			\$0.00
Capital gains – other method TAP			\$0.00
Capital gains – other method NTAP			\$0.00
<b>Net capital gain</b>			<b>\$9.13</b>
AMIT CGT gross up amount			\$9.13
Other capital gains distribution			
<b>Total current year capital gains</b>			<b>\$18.26</b>
Return of capital			
<b>Foreign income</b>			
<b>Assessable foreign source income</b>		<b>\$17.23</b>	<b>\$115.06</b>
<b>Other non-assessable amounts</b>			
Non-assessable non-exempt amount			
Net exempt income			
Other non-attributable amounts			
<b>Gross amount</b>	<b>\$116.09</b>		<b>\$133.32</b>
AMIT cost base net amount - excess (reduce cost base)			\$0.00
AMIT cost base net amount - shortfall (increase cost base)			\$0.00
Less TFN amounts withheld	\$0.00		
Less non-resident withholding tax			
- Interest / dividend amounts withheld	\$0.00		
- Fund payment amounts withheld	\$0.00		
<b>Net cash distribution</b>	<b>\$116.09</b>		

**\$115.06 - \$17.23 = 97.83**

To assist you in completing your tax return, you may refer to the iShares tax booklet available here:

<https://www.blackrock.com/au/individual/literature/tax-information/australian-tax-booklet-for-australian-domiciled-ishares-etfs-en-au.pdf>

PLEASE RETAIN THIS STATEMENT FOR INCOME TAX PURPOSES

## iShares Global 100 ETF

ARSN 625 113 911  
BlackRock Investment Management (Australia) Limited  
ABN 13 006 165 975 AFSL 230523

Computershare Investor Services Pty Limited  
GPO Box 2975  
Melbourne VIC 3001 Australia  
Enquiries (within Australia) 1-300-474-273  
(outside Australia) 61 3 9415 4695  
Facsimile 61 2 8235 8209  
[www.investorcentre.com/au](http://www.investorcentre.com/au)

079472   
000  
100  
MR SAM SHAO SUE CHANG &  
MRS RUOH SHEUE CHANG  
<CHANG FAMILY S/F A/C>  
16 WALLACE STREET  
KINGSFORD NSW 2032

Date: 4th October 2022  
Holder Number: **X0042779342**  
ASX Code: IOO

## Annual Statement

### iShares Global 100 ETF

#### Statement for period: 1 July 2021 to 30 June 2022

This statement represents an Annual Statement for the period 1 July 2021 to 30 June 2022 for your holding in iShares Global 100 ETF (IOO). Please refer to the last page for the glossary of terms and calculation methodologies.

Date <sup>1</sup>	Transaction List	Unit Transactions	Unit Price <sup>2</sup>	Units Held <sup>3</sup>	Unit Value <sup>4</sup>
30/06/2021	Opening Balance		-	0	-
08/09/2021	Purchase	60	-	60	-
05/01/2022	Distribution Reinvested		\$106.33	60	\$6,380.00
<b>30/06/2022</b>	<b>Closing Balance</b>		<b>\$93.96</b>	<b>60</b>	<b>\$5,638.00</b>

Cash Distribution Received -

#### Distribution Reinvestment Cash Balance

Date <sup>1</sup>	Balance
30/06/2021	-
05/01/2022	\$37.17
<b>30/06/2022</b>	<b>\$37.17</b>





**VanEck Morningstar Wide Moat ETF**  
ARSN 634 551 714 / ASX code: MOAT  
Responsible Entity: VanEck Investments Limited  
ABN 22 146 596 116, AFSL 416755

All communications to:  
C/- Link Market Services Limited  
Level 12, 680 George Street, Sydney NSW 2000  
Locked Bag A14, Sydney South, NSW 1235  
Telephone: +61 1300 68 38 37  
Email: [vaneck@linkmarketservices.com.au](mailto:vaneck@linkmarketservices.com.au)  
Website: [www.linkmarketservices.com.au](http://www.linkmarketservices.com.au)



010 001026

MR SAM SHAO SUE CHANG &  
MRS RUOH SHEUE CHANG  
<CHANG FAMILY S/F A/C>  
16 WALLACE STREET  
KINGSFORD NSW 2032

## Dividend Advice

**Payment Date:** 14 January 2022  
**Record Date:** 22 December 2021  
**HIN/SRN:** X\*\*\*\*\*9342

TFN/ABN RECEIVED AND RECORDED

Dear Investor,

This payment represents a dividend for the period ended 20 December 2021, in respect of your units entitled to participate at the Record Date.

Class Description	Rate per Unit	Participating Units	Gross Amount	Withholding Tax	Net Amount
Ordinary Units	\$0.981144	90	\$88.30	\$0.00	\$88.30

### This payment has been remitted to:

ANZ BANK  
Account Name: MR SAM SHAO SUE CHANG + MRS RUOH  
BSB: 012-012 ACC: \*\*\*\*\*8824  
Direct Credit Reference No.: 001270562455

The final details of dividend components paid to you for a financial year will be detailed in the annual tax statement for the year, which will be sent to you as soon as practical after the year has ended.

**This statement contains important information; please retain this statement for taxation purposes as a charge may be levied for replacement.**



010 004581

Statement date: 29 July 2022

Reference no.: X\*\*\*\*\*9342

MR SAM SHAO SUE CHANG &  
MRS RUOH SHEUE CHANG  
<CHANG FAMILY S/F A/C>  
16 WALLACE STREET  
KINGSFORD NSW 2032

## Tax statement for the year ended 30 June 2022

Incorporating an AMMA statement required under the Income Tax Assessment Act 1997

### Part B - Information for resident investors to complete their tax return

The tables on page 2 contain the information to be inserted into your tax return.

If you use a tax agent to prepare your income tax return, advise them to rely on the information in this statement rather than information that may be displayed in the tax agent's pre-filing service.

If you use myTax to prepare your income tax return, check the pre-filled amounts against this statement and correct them if necessary.

The information provided below assumes you were a resident of Australia for income tax purposes for the whole of the financial year. Additional information provided in Part C may be required by some taxpayers when completing their tax return. Information in Parts C and D may be relevant to capital gains tax calculations on disposal of your units.

We are required to report the information shown on this statement to the Australian Taxation Office. Please retain this statement for income tax purposes.

## Part B - Information for resident investors to complete their tax return

The four tables contain the information to be inserted into your tax return. They follow the structure of the *Tax Return for individuals (supplementary section) 2022*. Each line identifies a *Tax return label* to indicate where in the tax return the numbers below are to be inserted. On the tax return these labels are the white letters inside coloured boxes.

### Partnerships and trusts – Non-primary production

Item	Amount	Tax return label
Share of net income from trusts	\$0.00	13U
Franked distributions from trusts	\$0.00	13C

### Share of credits from income and tax offsets

Item	Amount	Tax return label
Share of franking credit from franked dividends	\$0.00	13Q
Share of credit for tax file number amounts withheld	\$0.00	13R

### Capital Gains

Item	Amount	Tax return label
Net capital gain*	\$0.00	18A
Total current year capital gains	\$0.00	18H

### Foreign Source Income and foreign assets or property

Item	Amount	Tax return label
Assessable foreign source income	\$105.08	20E
Other net foreign source income	\$105.08	20M
Foreign income tax offset**	\$16.78	20O

\*You may have capital losses from the sale of your units or from other sources to offset against this amount.

\*\*Where the foreign income tax offset amount shown is more than \$1,000 you should consult the Australian Taxation Office's *Guide to foreign income tax offset rules 2022* to determine whether you are entitled to claim the full amount.

Enquiries about this statement can be made to [enquiries@vaneck.com.au](mailto:enquiries@vaneck.com.au).

## Part C: Components of attribution

	Tax paid or Franking credit (grossed up)	Attributable amount
<b>Australian Income</b>		\$0.00
Dividends - Unfranked amount		\$0.00
Dividends - Unfranked CFI amount		\$0.00
Interest (subject to non - resident withholding tax)		\$0.00
Interest (not subject to non - resident withholding tax)		\$0.00
NCMI		\$0.00
Excluded from NCMI		\$0.00
Clean building MIT income		\$0.00
Other income		\$0.00
<b>Non-primary production income</b>	\$0.00	\$0.00
<b>Dividends - Franked amount</b>		
<b>Capital Gains</b>		\$0.00
Capital gains - Discounted method TAP		\$0.00
Capital gains - Discounted method NTAP		\$0.00
Capital gains - Other method TAP		\$0.00
Capital gains - Other method NTAP		\$0.00
<b>Net Capital Gains</b>		\$0.00
AMIT CGT gross up amount		\$0.00
Other capital gains distribution		\$0.00
<b>Total current year capital gains</b>		\$0.00
<b>Foreign Income</b>		\$105.08
<b>Assessable foreign income</b>	\$16.78	\$0.00
CFC income		\$105.08
<b>Total foreign income</b>	\$16.78	\$105.08
		<b>\$105.08 - \$16.78 = 88.30</b>
<b>Other Non-Assessable Amounts</b>		\$0.00
Net exempt income		\$0.00
Non-Assessable non-exempt amount		\$0.00
Other non-attributable amounts		\$0.00
<b>Total Non-Assessable amounts</b>		\$0.00
<b>Total</b>	\$105.08	
Less: Gross-Ups	\$16.78	
Less: attributed amounts not paid in cash*	\$0.00	
<b>Gross Cash Distribution</b>	\$88.30	
<b>Other deductions from Distribution</b>		
Less: Withheld tax amount	\$0.00	
<b>Net Cash Distribution</b>	\$88.30	

\*It is no longer a tax law requirement that amounts to be included in your tax return have to be paid to you in cash. This can give rise to a cost base adjustment. See table E on the next page.

## Part D: Tax offsets

Tax offsets	Amount
Franking credit tax offset	\$0.00
Foreign income tax offset	\$16.78
<b>Total tax offsets</b>	<b>\$16.78</b>

The foreign income tax offset is split as follows:

referable to income	100%
referable to capital gains	0%
	<u>100%</u>

## Part E: Attribution Managed Investment Trust ('AMIT') cost base adjustments

AMIT cost base net increase amount	\$0.00
AMIT cost base net decrease amount	\$0.00

## Part F: Payment summary information for the year ended 30 June 2022 (for non-resident unitholders only)

Total fund payment	\$0.00
Total amounts withheld from fund payment	\$0.00

## 2022 Dividend Payment Summary

Payment Date	No. of Units	Dividend Payment Rate	Gross Dividend Amount	Tax Withheld	Net Dividend Amount
14/01/2022	90	\$0.9811	\$88.30	\$0.00	\$88.30
<b>Total</b>			<b>\$88.30</b>	<b>\$0.00</b>	<b>\$88.30</b>

### Periodic statement

Your 2022 periodic or exit statement will be available online at <https://investorcentre.linkmarketservices.com.au> from around 27 September 2022. If you require a paper copy of a statement you can call +61 1300 68 38 37.

### Further information

The Fund's product disclosure statement and latest available half-year and annual financial reports are accessible at <https://www.vaneck.com.au> or by calling +61 1300 68 38 37.



**VANECK AUSTRALIAN BANKS ETF**

ARSN 165 150 854 / ASX code: MVB  
Responsible Entity: VanEck Investments Limited  
ABN 22 146 596 116, AFSL 416755

All communications to:  
C/- Link Market Services Limited  
Level 12, 680 George Street, Sydney NSW 2000  
Locked Bag A14, Sydney South, NSW 1235  
Telephone: +61 1300 68 38 37  
Email: vaneck@linkmarketservices.com.au  
Website: www.linkmarketservices.com.au



010 000384

MR SAM SHAO SUE CHANG &  
MRS RUOH SHEUE CHANG  
<CHANG FAMILY S/F A/C>  
16 WALLACE STREET  
KINGSFORD NSW 2032

**Dividend Advice**

**Payment Date:** 17 August 2021  
**Record Date:** 3 August 2021  
**HIN/SRN:** X\*\*\*\*\*9342

TFN/ABN RECEIVED AND RECORDED

Dear Investor,

This payment represents a dividend for the period ended 31 July 2021, in respect of your units entitled to participate at the Record Date.

Class Description	Rate per Unit	Participating Units	Gross Amount	Withholding Tax	Net Amount
Ordinary Units	\$0.3700	350	\$129.50	\$0.00	\$129.50

**This payment has been remitted to:**

ANZ BANK  
Account Name: MR SAM SHAO SUE CHANG + MRS RUOH  
BSB: 012-012 ACC: \*\*\*\*\*8824  
Direct Credit Reference No.: 001262768109

The final details of dividend components paid to you for a financial year will be detailed in the annual tax statement for the year, which will be sent to you as soon as practical after the year has ended.

This statement contains important information; please retain this statement for taxation purposes as a charge may be levied for replacement.



**VANECK AUSTRALIAN BANKS ETF**  
 ARSN 165 150 854 / ASX code: MVB  
 Responsible Entity: VanEck Investments Limited  
 ABN 22 146 596 116, AFSL 416755

All communications to:  
 C/- Link Market Services Limited  
 Level 12, 680 George Street, Sydney NSW 2000  
 Locked Bag A14, Sydney South, NSW 1235  
 Telephone: +61 1300 68 38 37  
 Email: vaneck@linkmarketservices.com.au  
 Website: www.linkmarketservices.com.au



010 000122

MR SAM SHAO SUE CHANG &  
 MRS RUOH SHEUE CHANG  
 <CHANG FAMILY S/F A/C>  
 16 WALLACE STREET  
 KINGSFORD NSW 2032

### Dividend Advice

**Payment Date:** 20 April 2022  
**Record Date:** 4 April 2022  
**Ex Date:** 1 April 2022  
**HIN/SRN:** X\*\*\*\*\*9342

TFN/ABN RECEIVED AND RECORDED

Dear Investor,

This payment represents a dividend for the period ended 31 March 2022, in respect of your units entitled to participate at the Record Date.

Class Description	Rate per Unit	Participating Units	Gross Amount	Withholding Tax	Net Amount
Ordinary Units	\$0.0800	500	\$40.00	\$0.00	\$40.00

<b>Residual balance brought forward from your Plan account:</b>	\$0.00
<b>Total amount available for reinvestment:</b>	\$40.00
<b>This amount has been applied to ** 1 ** units at \$32.1447 per unit:</b>	\$32.14
<b>Residual balance carried forward in your Plan account:</b>	\$7.86
<b>Number of ordinary units held prior to allotment:</b>	500
<b>Ordinary units allotted this dividend:</b>	1
<b>*Total holding of ordinary units after the allotment:</b>	501

\*Total holding of ordinary units after the allotment detailed above may not be the current holding balance where you have purchased, sold or transferred units after the Ex-Date. Neither VanEck Investments Limited nor Link Market Services Limited will be liable for any losses incurred by any person who relies on the holding shown without making their own adjustments for any transactions.

The final details of dividend components paid to you for a financial year will be detailed in the annual tax statement for the year, which will be sent to you as soon as practical after the year has ended.

This statement contains important information; please retain this statement for taxation purposes as a charge may be levied for replacement.



**VanEck Australian Banks ETF**  
ARSN 165 150 854 / ASX code: MVB  
Responsible entity: VanEck Investments Limited  
ABN 22 146 596 116, AFSL 416755

All communications to:  
C/- Link Market Services Limited  
Level 12, 680 George Street, Sydney NSW 2000  
Locked Bag A14, Sydney South, NSW 1235  
Telephone: +61 1300 68 38 37  
Email: vaneck@linkmarketservices.com.au  
Website: www.linkmarketservices.com.au



010 004581

MR SAM SHAO SUE CHANG &  
MRS RUOH SHEUE CHANG  
<CHANG FAMILY S/F A/C>  
16 WALLACE STREET  
KINGSFORD NSW 2032

Statement date:

29 July 2022

Reference no.:

X\*\*\*\*\*9342

## **Tax statement for the year ended 30 June 2022**

**Incorporating an AMMA statement required under the Income Tax Assessment Act 1997**

### **Part B - Information for resident investors to complete their tax return**

The tables on page 2 contain the information to be inserted into your tax return.

If you use a tax agent to prepare your income tax return, advise them to rely on the information in this statement rather than information that may be displayed in the tax agent's pre-filling service.

If you use myTax to prepare your income tax return, check the pre-filled amounts against this statement and correct them if necessary.

The information provided below assumes you were a resident of Australia for income tax purposes for the whole of the financial year. Additional information provided in Part C may be required by some taxpayers when completing their tax return. Information in Parts C and D may be relevant to capital gains tax calculations on disposal of your units.

We are required to report the information shown on this statement to the Australian Taxation Office. Please retain this statement for income tax purposes.



## Part B - Information for resident investors to complete their tax return

The four tables contain the information to be inserted into your tax return. They follow the structure of the *Tax Return for individuals (supplementary section) 2022*. Each line identifies a *Tax return label* to indicate where in the tax return the numbers below are to be inserted. On the tax return these labels are the white letters inside coloured boxes.

### Partnerships and trusts – Non-primary production

Item	Amount	Tax return label
Share of net income from trusts	\$14.53	13U
Franked distributions from trusts	\$255.93	13C

### Share of credits from income and tax offsets

Item	Amount	Tax return label
Share of franking credit from franked dividends	\$78.48	13Q
Share of credit for tax file number amounts withheld	\$0.00	13R

### Capital Gains

Item	Amount	Tax return label
Net capital gain*	\$0.00	18A
Total current year capital gains	\$0.00	18H

### Foreign Source Income and foreign assets or property

Item	Amount	Tax return label
Assessable foreign source income	\$0.00	20E
Other net foreign source income	\$0.00	20M
Foreign income tax offset**	\$0.00	20O

\*You may have capital losses from the sale of your units or from other sources to offset against this amount.

\*\*Where the foreign income tax offset amount shown is more than \$1,000 you should consult the Australian Taxation Office's *Guide to foreign income tax offset rules 2022* to determine whether you are entitled to claim the full amount.

Enquiries about this statement can be made to [enquiries@vaneck.com.au](mailto:enquiries@vaneck.com.au).

## Part C: Components of attribution

	Tax paid or Franking credit (grossed up)	Attributable amount
<b>Australian Income</b>		
		\$0.00
Dividends - Unfranked amount		\$14.53
Dividends - Unfranked CFI amount		\$0.00
Interest (subject to non - resident withholding tax)		\$0.00
Interest (not subject to non - resident withholding tax)		\$0.00
NCMI		\$0.00
Excluded from NCMI		\$0.00
Clean building MIT income		\$0.00
Other income		\$14.53
<b>Non-primary production income</b>		\$255.93
<b>Dividends - Franked amount</b>	\$78.48	
	<b>\$255.93 - \$78.48 = \$177.45</b>	
<b>Capital Gains</b>		
		\$0.00
Capital gains - Discounted method TAP		\$0.00
Capital gains - Discounted method NTAP		\$0.00
Capital gains - Other method TAP		\$0.00
Capital gains - Other method NTAP		\$0.00
<b>Net Capital Gains</b>		\$0.00
AMIT CGT gross up amount		\$0.00
Other capital gains distribution		\$0.00
<b>Total current year capital gains</b>		\$0.00
<b>Foreign Income</b>		
		\$0.00
<b>Assessable foreign income</b>	\$0.00	\$0.00
CFC income		\$0.00
<b>Total foreign income</b>	\$0.00	\$0.00
<b>Other Non-Assessable Amounts</b>		
		\$0.00
Net exempt income		\$0.00
Non-Assessable non-exempt amount		\$0.00
Other non-attributable amounts		\$0.00
<b>Total Non-Assessable amounts</b>		\$0.00
<b>Total</b>	\$270.46	
Less: Gross-Ups	\$78.48	
Less: attributed amounts not paid in cash*	\$22.48	
<b>Gross Cash Distribution</b>	\$169.50	
<b>Other deductions from Distribution</b>		
Less: Withheld tax amount	\$0.00	
<b>Net Cash Distribution</b>	\$169.50	

\*It is no longer a tax law requirement that amounts to be included in your tax return have to be paid to you in cash. This can give rise to a cost base adjustment. See table E on the next page.

## Part D: Tax offsets

	Amount
<b>Tax offsets</b>	\$78.48
Franking credit tax offset	\$0.00
Foreign income tax offset	
<b>Total tax offsets</b>	\$78.48

The foreign income tax offset is split as follows:

referable to income	100%
referable to capital gains	0%
	<hr/>
	100%

## Part E: Attribution Managed Investment Trust ('AMIT') cost base adjustments

AMIT cost base net increase amount	\$22.48
AMIT cost base net decrease amount	\$0.00

## Part F: Payment summary information for the year ended 30 June 2022 (for non-resident unitholders only)

Total fund payment	\$0.00
Total amounts withheld from fund payment	\$0.00

## 2022 Dividend Payment Summary

Payment Date	No. of Units	Dividend Payment Rate	Gross Dividend Amount	Tax Withheld	Net Dividend Amount
17/08/2021	350	\$0.3700	\$129.50	\$0.00	\$129.50
20/04/2022	500	\$0.0800	\$40.00	\$0.00	\$40.00
<b>Total</b>			<b>\$169.50</b>	<b>\$0.00</b>	<b>\$169.50</b>

## 2022 Dividend Reinvestment Plan (DRP) Allotment Summary

Allotment Date	Number of Units Allotted
20/04/2022	1

## Periodic statement

Your 2022 periodic or exit statement will be available online at <https://investorcentre.linkmarketservices.com.au> from around 27 September 2022. If you require a paper copy of a statement you can call +61 1300 68 38 37.

## Further information

The Fund's product disclosure statement and latest available half-year and annual financial reports are accessible at <https://www.vaneck.com.au> or by calling +61 1300 68 38 37.



# BetaShares

## Exchange Traded Funds

Responsible Entity: BetaShares Capital Ltd  
ABN 78 139 566 868 | AFSL 341181  
ARSN 169 907 564

All Registry communications to:  
C/- Link Market Services Limited  
Locked Bag A14, Sydney South, NSW, 1235  
Telephone: +61 1300 420 094  
ASX Code: NDQ  
Email: [betashares@linkmarketservices.com.au](mailto:betashares@linkmarketservices.com.au)  
Website: [www.linkmarketservices.com.au](http://www.linkmarketservices.com.au)



010 102002

MR SAM SHAO SUE CHANG &  
MRS RUOH SHEUE CHANG  
<CHANG FAMILY S/F A/C>  
16 WALLACE STREET  
KINGSFORD NSW 2032

### Distribution Advice

**Payment date:** 18 July 2022  
**Record date:** 4 July 2022  
**Reference no.:** X\*\*\*\*\*9342  
TFN/ABN RECEIVED AND RECORDED

Dear Unitholder,

### BETASHARES NASDAQ 100 ETF

#### Distribution statement for the period ended 30 June 2022

A distribution payment has been made in respect of your units as at the record date. The final details of the distribution components (including any non-assessable amounts) is advised in the Attribution Managed Investment Trust Member Annual (AMMA) Statement for the year ended 30 June 2022.

Visit our investor website at [www.linkmarketservices.com.au](http://www.linkmarketservices.com.au) where you can view and change your details, including electing to receive distribution notifications by email going forward.

Class Description	Rate per Unit	Participating Units	Gross Amount
Ordinary Units	84.15832 cents	380	\$319.80
		<b>Net Amount:</b>	\$319.80

Residual balance brought forward from your Plan account:	\$0.00
Total amount available for reinvestment:	\$319.80
This amount has been applied to 12 units at \$25.864861 per unit:	\$310.38
Residual balance carried forward in your Plan account:	\$9.42
Number of ordinary units held prior to allotment:	380
Ordinary units allotted this distribution:	12
<sup>^</sup> Total holding of ordinary units after the allotment:	392

<sup>^</sup>The "Total holding of ordinary units after the allotment" shown above may not be the current holding balance (it does not include any Ex distribution transfers registered after Ex date 1 July 2022, or any transfers registered since the Record date). Neither BetaShares nor Link Market Services Limited will be liable for any losses incurred by any person who relies on the holding shown without making their own adjustments for any transactions.

This statement contains important information; Please retain this statement for taxation purposes as a charge may be levied for replacement.



# BetaShares

## Exchange Traded Funds

Responsible Entity: BetaShares Capital Ltd  
ABN 78 139 566 868 | AFSL 341181  
ARSN 169 907 564

All Registry communications to:  
C/- Link Market Services Limited  
Locked Bag A14, Sydney South, NSW, 1235  
Telephone: +61 1300 420 094  
ASX Code: NDQ  
Email: [betashares@linkmarketservices.com.au](mailto:betashares@linkmarketservices.com.au)  
Website: [www.linkmarketservices.com.au](http://www.linkmarketservices.com.au)



010 093470

MR SAM SHAO SUE CHANG &  
MRS RUOH SHEUE CHANG  
<CHANG FAMILY S/F A/C>  
16 WALLACE STREET  
KINGSFORD NSW 2032

Date: 31 July 2022

Reference No.: X\*\*\*\*\*9342

### BETASHARES NASDAQ 100 ETF Attribution Managed Investment Trust Member Annual Statement for the year ended 30 June 2022

#### Part A : Summary of 2022 tax return (supplementary section) items for a resident individual

Tax return (supplementary section)	Amount	Tax return label
Share of net income from trusts, less net capital gains, foreign income and franked distributions	\$0.01	13U
Franked distribution from trusts	\$0.00	13C
Share of franking credits from franked dividends	\$0.00	13Q
Share of credit for tax file number amounts withheld from interest, dividends and unit trust	\$0.00	13R
Share of credit for foreign resident withholding amounts (excluding capital gains)	\$0.00	13A
Net capital gain	\$309.74	18A
Total current year capital gains	\$619.48	18H
CFC Income	\$0.00	19K
Assessable foreign source income	\$32.02	20E
Other net foreign source income	\$32.02	20M
Australian franking credits from a New Zealand franking company	\$0.00	20F
Foreign income tax offset *	\$11.91	20O

\*To work out your foreign income tax offset (FITO) entitlement, see the '20 Foreign source income and foreign assets or property' section of the instructions for the 2022 Tax Return for Individuals (Supplementary Section) or the Guide to foreign tax offset rules 2022.

Capital gains tax information - Additional information for item 18	Amount	(grossed up amount)
Capital gains - Discounted method	\$619.48	
Capital gains - Other method	\$0.00	
<b>Total current year capital gains</b>	<b>\$619.48</b>	

Part B: Components of attribution	Tax paid or franking credit gross up	Attributable amount
<b>Australian Income</b>		
Interest (subject to non - resident withholding tax)		\$0.00
Interest (not subject to non - resident withholding tax)		\$0.00
Dividends - unfranked amount declared to be CFI		\$0.00
Dividends - unfranked amount not declared to be CFI		\$0.01
Other assessable Australian income (Other)		\$0.00
Other assessable Australian income (NCMI)		\$0.00
Other assessable Australian income (Excluded from NCMI)		\$0.00
Other assessable Australian income (CBMI)		\$0.00
<b>Non-primary production income</b>		<b>\$0.01</b>
<b>Dividends - Franked amount (Franked distributions)</b>	<b>\$0.00</b>	<b>\$0.00</b>
<b>Capital Gains</b>		
Capital gains – Discounted method TAP (Other)		\$0.00
Capital gains – Discounted method TAP (NCMI)		\$0.00
Capital gains – Discounted method TAP (Excluded from NCMI)		\$0.00
Capital gains – Discounted method TAP (CBMI)		\$0.00
Capital gains – Discounted method NTAP		\$309.74
Capital gains - Discounted method NTAP		\$0.00
Taxable foreign capital gains - Discounted method	\$0.00	\$0.00
Capital gains – Other method TAP (Other)		\$0.00
Capital gains – Other method TAP (NCMI)		\$0.00
Capital gains – Other method TAP (Excluded from NCMI)		\$0.00
Capital gains – Other method TAP (CBMI)		\$0.00
Capital gains - Other method NTAP		\$0.00
Taxable foreign capital gains - Other method	\$0.00	\$0.00
<b>Net capital gains</b>	<b>\$0.00</b>	<b>\$309.74</b>
AMIT CGT gross up amount		\$309.74
Other capital gains distribution		\$0.00
<b>Total current year capital gains</b>	<b>\$0.00</b>	<b>\$619.48</b>
<b>Foreign income</b>		
Other net foreign source income	\$11.91	\$32.02
<b>Assessable foreign source income</b>	<b>\$11.91</b>	<b>\$32.02</b>
Australian franking credit from a New Zealand franking company	\$0.00	\$0.00
CFC income	$\$32.02 - \$11.91 = \$20.11$	\$0.00
<b>Total foreign income</b>	<b>\$11.91</b>	<b>\$32.02</b>
<b>Non-assessable amounts</b>		
Net exempt income		\$0.00
Non-assessable non-exempt amount		\$0.00
Other non-attributable amounts		\$0.00
<b>Total Non-assessable amounts</b>		<b>\$0.00</b>
<b>Cash distribution</b>		
<b>Gross cash distribution</b>		<b>\$319.80</b>
Less: TFN amounts withheld		\$0.00
Less: Non-resident tax withheld on interest and dividends		\$0.00
Less: Non-resident tax withheld on fund payments		\$0.00
<b>Net cash distribution</b>		<b>\$319.80</b>
<b>Tax offsets</b>		
Franking credit tax offset from Australian resident companies		\$0.00
Foreign income tax offset - Other net foreign source income		\$11.91
Foreign income tax offset - Taxable foreign capital gains - Discounted method		\$0.00
Foreign income tax offset - Taxable foreign capital gains - Other method		\$0.00
Australian franking credit from a New Zealand franking company		\$0.00
<b>Total tax offsets</b>		<b>\$11.91</b>
<b>Attributed Managed Investment Trust (AMIT) cost base</b>		
AMIT cost base net amount - excess (decrease cost base)		\$0.00
AMIT cost base net amount - shortfall (increase cost base)		\$319.80

#### Tax Guide

The Annual Tax Guide contains general information about how to use this statement when you prepare your 2022 Tax Return.

To view the 2022 Tax Guide, please visit: <http://www.betashares.com.au/TaxGuide>

This statement contains important information. Please retain it for taxation purposes as a charge may be levied for replacement. To view or change your Unitholder details, please visit our Investor website at [www.lnkmarketservices.com.au](http://www.lnkmarketservices.com.au)

Stay informed with the latest investment news, economic insights, and portfolio construction information.  
Subscribe to BetaShares' weekly newsletter [www.betashares.com.au/subscribe](http://www.betashares.com.au/subscribe)

# Stapled Payments

## Rural Funds Group

MR SAM SHAO SUE CHANG &

MRS RUOH SHEUE CHANG

<CHANG FAMILY S/F A/C>

16 WALLACE STREET

KINGSFORD NSW 2032

Security	Date	Method	No. of Securities	Dividend(\$)	Franking(\$)	Imputed Credit(\$)	Unfranked(\$)	Distribution(\$)	Tax(\$)	Net Payment(\$)	Payment ID	Status
Rural Funds Group Stapled Securities Fully Paid	31-Jan-2022	EFT	3,500	102.66	0.00	0.00	0.00	N/A	0.00	102.66	219621185	Initial

# Rural Funds Group | ASX: RFF

Rural Funds Group Stapled Securities Fully Paid (ASX:RFF)  
incorporating Rural Funds Trust (ARSN 112 951 578) and RF Active (ARSN 168 740 805)

Managed by:



**Rural Funds Management Ltd**

ABN 65 077 492 838

AFSL 226701

Level 2, 2 King Street Deakin ACT 2600  
Locked Bag 150 Kingston ACT 2604

P 02 6203 9700

E [investorservices@ruralfunds.com.au](mailto:investorservices@ruralfunds.com.au)

W [www.ruralfunds.com.au](http://www.ruralfunds.com.au)



MR SAM SHAO SUE CHANG &  
MRS RUOH SHEUE CHANG  
<CHANG FAMILY S/F A/C>  
16 WALLACE STREET  
KINGSFORD NSW 2032

## Rural Funds Group Stapled Securities Fully Paid

**Reference Number:** S00018262274

**Unitholder Name:** MR SAM SHAO SUE CHANG & MRS RUOH SHEUE CHANG

### Attribution Managed Investment Trust Member Annual Statement for the year ended 30 June 2022

This statement assumes that you are an Australian resident individual unitholder. We recommend that if this is not applicable or your situation is unusual or complex that you seek professional advice.

#### Summary of 2022 Tax Return (supplementary section) Items

Tax Return (supplementary section)	Amount (\$)¹	Tax Return Label
Share of non-primary production (NPP) income	55.48	13U
NPP income - Franked distributions from trusts²	0.00	13C
Other deductions relating to NPP distributions	0.00	13Y
Share of franking credit from franked dividends	0.00	13Q
Share of credit for TFN amounts withheld	0.00	13R
Share of credit for non-resident withholding amounts withheld	0.00	13A
Total current year capital gains	0.00	18H
Net capital gain	0.00	18A
Assessable foreign source income	0.00	20E
Other net foreign source income	0.00	20M
Foreign income tax offsets³	0.00	20O
Australian Franking Credit from New Zealand Franking Company	0.00	20F

Please see reverse for detailed components of the distribution.



## Components of Distribution

	Cash Distribution (\$)	Tax Paid/Offsets (\$ (E))	Attribution Amount (\$)
<b>Australian Income</b>			
Dividends – Unfranked	43.25		43.25
Conduit Foreign Income	0.00		0.00
Interest	0.00		0.00
Other income	0.00		0.00
Clean Building MIT Income	0.00		0.00
NCMI – Non primary production	12.23		12.23
Excluded from NCMI – Non primary production	0.00		0.00
<b>Non-Primary Production Income (A)</b>	<b>55.48</b>		<b>55.48</b>
<b>Dividends: Franked amount (Franked Dist) (X)</b>	<b>0.00</b>	<b>0.00</b>	<b>0.00</b>
<b>Capital Gains</b>			
Discounted capital gain (TAP)	0.00	0.00	0.00
Discounted capital gain (NTAP)	0.00	0.00	0.00
Capital gains – Other method (TAP)	0.00	0.00	0.00
Capital gains – Other method (NTAP)	0.00	0.00	0.00
NCMI capital Gains	0.00		
Excluded from NCMI capital gains	0.00		
<b>Net Capital Gain</b>	<b>0.00</b>	<b>0.00</b>	<b>0.00</b>
<b>AMIT CGT Gross up amount</b>			0.00
<b>Other capital gains distribution</b>	0.00		
<b>Total current year capital gains (C)</b>	<b>0.00</b>		<b>0.00</b>
<b>Foreign Income</b>			
Assessable foreign source income	0.00	0.00	0.00
Australian Franking Credit from NZ Company	0.00	0.00	0.00
<b>Total foreign income (D)</b>	<b>0.00</b>	<b>0.00</b>	
<b>Cash Distribution Sub Total (A+X+C+D)</b>	<b>55.48</b>		
<b>Other Non-Assessable Amounts</b>			
Net exempted amounts	0.00		
Non-assessable non-exempt amounts (F)	0.00		
Other non-attributable amounts	47.18		
<b>Gross Cash Distribution (G)</b>	<b>102.66</b>		
<b>Attribution Managed Investment Trust (AMIT) cost base adjustments</b>	<b>Amounts (\$)</b>		
AMIT cost base net amount – excess (decrease)	47.18		
AMIT cost base net amount – shortfall (increase)	0.00		
<b>Other amounts deducted from trust distributions</b>	<b>Amounts (\$)</b>		
Less: TFN amounts withheld	0.00		
Less: Non-resident withholding tax	0.00		
Less: Other expenses	0.00		
<b>Net Cash Distribution</b>	<b>102.66</b>		

### Notes:

1. All amounts are in Australian dollars and withholding tax has been deducted where applicable.
2. Trustees may choose to show the franked distributions at label 13C rather than at label 13U.
3. If your total foreign income tax offset from all sources for the year is \$1,000 or less, then you can claim this amount in full. Otherwise, you will need to refer to the publication Guide To Foreign Income Tax Offset Rules (NAT 72923) to work out your entitlement.

**PLEASE RETAIN THIS STATEMENT FOR INCOME TAX PURPOSES**

# Unitholder notice

## AMMA tax statement glossary 30 June 2022

We have prepared this glossary to assist individual taxpayers to understand key terms and phrases on their Attribution Managed investment trust Member Annual (AMMA) statement.

This information is not a substitute for professional tax advice. We recommend you seek professional tax advice before completing your tax return.

### General terms

Term	Description
<b>AMMA statement</b>	The Attribution Managed investment trust Member Annual (AMMA) statement provides attribution, cash distribution and cost base adjustment information for your income tax return.
<b>Attribution</b>	Your share of the income of the fund that has been attributed to you for the financial year.
<b>Cash distribution</b>	The amount that the fund has paid you in cash during the financial year.

### Australian income

Term	Description
<b>Franked distributions</b>	Your share of franked distributions. Your share of franking credits in relation to franked distributions is provided in the Tax Paid/Offset column. Franking credit is included in the attributed franked distributions that form part of assessable income in your tax return. You may be entitled to tax offsets to reduce your income tax payable or receive a refund from the ATO.
<b>Unfranked distributions</b>	No franking credits are attached to these distributions.
<b>Unfranked Conduit Foreign Income (CFI) distributions</b>	If you are an Australian resident for tax purposes you need to declare this amount in your assessable income as unfranked distributions. No franking credits are attached to these distributions.
<b>Interest (Subject to non-resident withholding tax)</b>	Interest earned on amounts such as cash or fixed interest on securities held in Australia which are subject to non-resident withholding tax. If you are an Australian tax resident investor, you need to declare this amount in your assessable income as interest income.

## Australian income continued

Term	Description
<b>Interest (Not subject to non-resident withholding tax)</b>	Interest earned on amounts such as cash or fixed interest on securities held in Australia which are not subject to non-resident withholding tax. If you are an Australian tax resident investor, you need to declare this amount in your assessable income as interest income.
<b>Clean Building MIT Income</b>	<p>A clean building MIT is one that:</p> <ul style="list-style-type: none"> <li>holds one or more clean buildings, including the land in which the buildings are situated</li> <li>does not derive assessable income from any taxable Australian property other than from the clean buildings or assets that are reasonably incidental to those buildings.</li> </ul>

A clean building MIT is allowed to hold and receive income from any assets reasonably incidental to clean buildings provided that the income received from those assets is less than 5% of the total income received from clean buildings.

A building is a clean building if:

- the construction of the building commenced on or after 1 July 2012 the building is a commercial building that is an office building, hotel or shopping centre, or a combination of these
- the building meets and continues to maintain at all times during the income year at least a 5 Star Green Star rating as certified by the Green Building Council of Australia or a 5.5 star energy rating as accredited by the National Australian Built Environment Rating System.

A building is taken to have commenced construction when the works on the lowest level, including the basement level, of the building begins. Site preparation for construction and works undertaken below the lowest level of the building such as excavation or site stabilisation works do not amount to commencement of construction.

A concessional rate of 10% applies to fund payments by a clean building MIT.

<b>Non-Concessional Managed Investment Trust ("MIT") Income</b>	<p>An amount of a fund payment will be non-concessional MIT income ("NCMI") if it is attributable to income that is:</p> <ul style="list-style-type: none"> <li>MIT cross staple arrangement income;</li> <li>MIT trading trust income;</li> <li>MIT agricultural income;</li> <li>MIT residential housing income.</li> </ul>
---	---

These amendments apply from 1 July 2019. Transitional rules apply to appropriately protect existing arrangements from the impact of the amendments – please see the 'Excluded from NCMI' section for more details.

To improve the integrity of the income tax law for arrangements involving stapled structures and to limit access to tax concessions for foreign investors, the managed investment trust (MIT) withholding rate on fund payments that are attributable to non-concessional MIT income has been changed to 30%.

For more info, please refer to the ATO website for more details:  
[www.ato.gov.au](http://www.ato.gov.au)

## Australian income continued

Term	Description
<b>Excluded from NCMI / Non-NCMI</b>	<p>'Excluded from NCMI' amounts are amounts that are attributable to income that would be NCMI but for:</p> <ul style="list-style-type: none"> <li>• Approved economic infrastructure facility exception (see subsection 12-437(5) of Schedule 1 to the TAA 1953)</li> <li>• Transitional – MIT cross staple arrangement income (see section 12-440 of Schedule 1 to the TAA 1953)</li> <li>• Transitional – MIT trading trust income (see section 12-447 of Schedule 1 to the TAA 1953)</li> <li>• Transitional – MIT residential housing income (see section 12-451 of Schedule 1 to the TAA 1953)</li> <li>• Transitional – MIT agricultural income (see section 12-449 of Schedule 1 to the TAA 1953)</li> </ul>

If the transitional rules apply, the concessional MIT withholding tax rate of 15% (for recipients in exchange of information countries) will continue to apply for the relevant transitional periods.

<b>Other income</b>	Any other income from Australian sources (excluding capital gains) that needs to be included in your assessable income. This includes rental income from indirect property investments.
---------------------	---

## Capital gains

Term	Description
<b>Discounted capital gains Taxable Australian Property (TAP)</b>	Gains on the disposal of investments that have been held by the fund for at least 12 months. The gains have been reduced by 50 per cent by the CGT discount. The categories Taxable Australian Property (TAP) and Non Taxable Australian Property (NTAP) do not affect the tax position of an Australian tax resident investor.
<b>Discounted capital gains Non Taxable Australian Property (NTAP)</b>	
<b>Capital gains – other method TAP</b>	Capital gains where the discount method has not been applied (such as for CGT assets held by the fund for less than 12 months). The categories TAP and NTAP do not affect the tax position of an Australian tax resident investor.
<b>Capital gains – other method NTAP</b>	
<b>AMIT Capital Gains Tax (CGT) gross up amount</b>	The additional amount that needs be added to the attribution discounted capital gains TAP and NTAP amounts to work out the gross attribution capital gain before any discount has been applied.
<b>Other capital gains distribution</b>	The capital gains amounts paid to you as a cash distribution that has not been reflected in other parts of the AMMA statement.

## Foreign income

Term	Description
<b>Assessable foreign source income</b>	Income derived from a foreign source that needs to be included in your assessable income.

## Other non-assessable amounts

Term	Description
<b>Net exempt income</b>	This amount is non assessable and is not required to be included in your tax return. This amount may affect your cost base calculation of your investment and has been reflected in the AMIT cost base net excess or shortfall amount.
<b>Non-assessable non-exempt amount</b>	This amount is non assessable and is not required to be included in your tax return. This amount may affect your cost base calculation of your units in the fund and has been reflected in the AMIT cost base net excess or shortfall amount.
<b>Other non-attributable amounts</b>	This is the cash distribution and other entitlements from the fund that exceed the attribution amount. This amount may affect your cost base calculation of your units in the fund and has been reflected in the AMIT cost base net excess or shortfall amount.
<b>AMIT cost base net amount - excess</b>	This will reduce both the cost base and the reduced cost base of your units in the fund.
<b>AMIT cost base net amount - shortfall</b>	This will increase both the cost base and the reduced cost base of your units in the fund.

## Tax withheld

Term	Description
<b>Tax File Number (TFN) amount withheld</b>	If you have not provided a tax file number (TFN), withholding tax will be deducted from your distribution or attribution amount at the highest marginal rate (including any applicable levies).
<b>Non-resident withholding tax</b>	If you are a non-resident, withholding tax will be deducted from your distribution or attribution amount based on the rate in your country of tax residence.

If you have any questions, please contact Vanguard Client Services

Monday to Friday, 8:00am to 6:00pm (AET):

Retail investors - 1300 655 101

Financial advisers - 1300 655 205

014779 010 VDBA



MR SAM SHAO SUE CHANG &  
 MRS RUOH SHEUE CHANG  
 <CHANG FAMILY S/F A/C>  
 16 WALLACE STREET  
 KINGSFORD NSW 2032

**Holder Identification Number (HIN)**

**X 0042779342**

ASX Code	VDBA
TFN/ABN Status	Quoted
Record Date	5 January 2022
Payment Date	19 January 2022

**Vanguard Diversified Balanced Index ETF  
 Distribution Payment for the Period Ending 31 December 2021  
 Distribution Reinvestment Plan Advice**

Class Description	Rate Per Security	Securities Held	Gross Amount
ETF	\$0.20693732	1,200	\$248.32

Withholding tax: \$0.00

**NET PAYMENT: \$248.32**

**Note:** You should retain this statement to assist you in preparing your tax return. Please keep this in a safe place as a charge may be levied for a replacement. If you require a payment to be re-issued, you may be charged an administrative fee which will be deducted from your payment. Fees are applicable to certain types of payments valued at over \$100 AUD.

For additional information regarding the distribution, including estimated tax components and Fund Payment information, please visit the Announcements section of the Vanguard Investments Australia web page [www.vanguard.com.au/etf](http://www.vanguard.com.au/etf)

**Distribution Reinvestment Plan (DRP) Details**

Cash surplus brought forward from last distribution:	\$0.00
Net amount of current distribution:	<u>\$248.32</u>
Total amount available for reinvestment:	\$248.32
Amount applied to 4 ETF securities allotted @ \$56.1449 each:	<u>\$224.58</u>
Cash surplus carried forward to next distribution:	<u><u>\$23.74</u></u>
Your securityholding participating in the Plan as at Record Date:	1,200
Number of ETF securities allotted to you under the Plan: (these ETF securities will appear on your next statement)	<u>4</u>
Your total securityholding as at Payment Date: (excluding trades since Record Date)	<u><u>1,204</u></u>



ABN 72 072 881 086. AFS License 227263.

Vanguard® Diversified Balanced Index ETF



**All correspondence to:**  
Computershare Investor Services Pty Limited  
GPO Box 2975 Melbourne  
Victoria 3001 Australia  
Enquiries (within Australia) 1300 757 905  
(outside Australia) 61 3 9415 4813  
Facsimile 61 2 8235 8209  
www.investorcentre.com/au/contact  
www.computershare.com

000612 000 VDBA



MR SAM SHAO SUE CHANG &  
MRS RUOH SHEUE CHANG  
<CHANG FAMILY S/F A/C>  
16 WALLACE STREET  
KINGSFORD NSW 2032

**Holder Identification Number (HIN)**

**HIN WITHHELD**

ASX Code VDBA  
TFN/ABN Status Quoted  
Payment Date 20 April 2022

**Distribution Reinvestment Plan - Residual Cash Balance Payment**

This statement represents a payment of your Distribution Reinvestment Plan carried forward cash balance paid to you following your withdrawal from the Vanguard Diversified Balanced Index ETF Distribution Reinvestment Plan.

Security: VDBA  
Payment Date: 20 April 2022  
Payment Description: DRP Residual Cash Balance Payment

Class	Payment Amount
ETF	\$23.74

**Your Payment Instruction**

Bank: ANZ INTERNET TRADING NSW  
BSB: 012-012  
ACC: XXXXXXXX24

**Amount Deposited**  
**\$23.74**



025308 010 VDBA  
MR SAM SHAO SUE CHANG &  
MRS RUOH SHEUE CHANG  
<CHANG FAMILY S/F A/C>  
16 WALLACE STREET  
KINGSFORD NSW 2032

**Enquiries:**

(within Australia) 1300 757 905  
(international) +61 3 9415 4813

**Holder Identification Number (HIN)**

X 0042779342

**ATTRIBUTION MANAGED INVESTMENT TRUST MEMBER ANNUAL TAX STATEMENT FOR YEAR ENDED 30 JUNE 2022**

The following tax return items are valid for Australian resident individual unitholders only.

**PART A – SUMMARY OF 2022 TAX RETURN (SUPPLEMENTARY SECTION) ITEMS**

Item	Tax Return Label	Amount
Share of net income from trusts, less net capital gains, foreign income and franked distributions	13U	\$83.97
Franked distributions from trusts	13C	\$89.52
Share of franking credits from franked dividends	13Q	\$29.59
Share of credit for TFN amounts withheld	13R	\$0.00
Share of credit for foreign resident withholding amounts	13A	\$0.00
Net capital gain	18A	\$24.52
Total current year capital gains	18H	\$49.04
Assessable foreign source income	20E	\$49.45
Other net foreign source income	20M	\$49.45
Foreign income tax offset	20O	\$7.47

**PART B – COMPONENTS OF ATTRIBUTION**

Item	Cash Distribution	Tax Paid/Offsets	Attribution
<b>Australian Income</b>			
Unfranked distributions	\$0.89		\$0.16
Unfranked CFI distributions	\$9.34		\$9.34
Interest - subject to non resident WHT	\$5.14		\$5.14
Interest - not subject to non resident WHT	\$75.85		\$63.67
Other income - clean building MIT income	\$0.00		\$0.00
Other income - excluded from NCM1	\$0.07		\$0.07
Other income - NCM1	\$0.16		\$0.16
Other income	\$5.43		\$5.43
<b>Non primary production income</b>	<b>\$96.88</b>		<b>\$83.97</b>
<b>Franked distributions</b>	<b>\$59.94</b>	<b>\$29.59</b>	<b>\$89.52</b>
<b>Capital Gains</b>			
Discounted capital gains TAP - clean building MIT income	\$0.00		\$0.00
Discounted capital gains TAP - excluded from NCM1	\$0.00		\$0.00
Discounted capital gains TAP - NCM1	\$0.00		\$0.00
Discounted capital gains TAP	\$0.00		\$0.00
Discounted capital gains NTAP	\$24.52		\$24.52
Capital gains – other method TAP - clean building MIT income	\$0.00		\$0.00
Capital gains – other method TAP - excluded from NCM1	\$0.00		\$0.00
Capital gains – other method TAP - NCM1	\$0.00		\$0.00
Capital gains – other method TAP	\$0.00		\$0.00
Capital gains – other method NTAP	\$0.48		\$0.00
<b>Net capital gain</b>	<b>\$25.00</b>		<b>\$24.52</b>
AMIT CGT gross up amount			\$24.52
Other capital gains distribution	\$24.52		
<b>Total current year capital gains</b>	<b>\$49.52</b>		<b>\$49.04</b>
<b>Foreign Income</b>			
Assessable foreign source income	\$41.98	\$7.47	\$49.45
<b>Other Non-assessable Amounts</b>			
Non-assessable non-exempt amount	\$0.00		\$0.00
Net exempt income	\$0.00		
Other non-attributable amounts	\$0.00		
<b>Gross Amount</b>	<b>\$248.32</b>		<b>\$271.98</b>
AMIT cost base net amount - excess (reduce cost base)			\$13.40
AMIT cost base net amount - shortfall (increase cost base)			\$0.00
Less TFN amounts withheld	\$0.00		
Less non-resident withholding tax			
- Interest / dividend amounts withheld	\$0.00		
- Fund payment amounts withheld	\$0.00		
<b>Net Cash Distribution</b>	<b>\$248.32</b>		



001483 010 VDBA

MR SAM SHAO SUE CHANG &  
MRS RUOH SHEUE CHANG  
<CHANG FAMILY S/F A/C>  
16 WALLACE STREET  
KINGSFORD NSW 2032

Date: 8th June 2022

Holder Number: X0042779342

ASX Code: VDBA

## Exit Statement

### Vanguard Diversified Balanced Index ETF

#### Statement for period: 1 July 2021 to 31 March 2022

This statement represents an Exit Statement for the period 1 July 2021 to 31 March 2022 for your holding in Vanguard Diversified Balanced Index ETF (VDBA). Please refer to the last page for the glossary of terms and calculation methodologies.

Date <sup>1</sup>	Transaction List	Unit Transactions	Unit Price <sup>2</sup>	Units Held <sup>3</sup>	Unit Value <sup>4</sup>
30/06/2021	Opening Balance		-	0	-
11/10/2021	Purchase	500	-	500	-
10/11/2021	Purchase	200	-	700	-
14/12/2021	Purchase	500	-	1200	-
19/01/2022	Distribution Reinvested	4	\$54.95	1204	\$66,159.00
21/01/2022	Sale	-600	-	604	-
24/01/2022	Sale	-604	-	0	-
<b>31/03/2022</b>	<b>Closing Balance</b>		-	<b>0</b>	-

Cash Distribution Received

-

#### Distribution Reinvestment Cash Balance

Date <sup>1</sup>	Balance
30/06/2021	-
19/01/2022	\$23.74
<b>31/03/2022</b>	<b>\$23.74</b>

Fees and Costs Summary<sup>5</sup>

Amount

---

**Fees deducted directly from your account**

-

This amount has been deducted directly from your account (reflected in the transactions listed on this statement).

---

**Fees and costs deducted from your investment<sup>6</sup>**

\$46.21

This approximate amount has been deducted from your investment and covers amounts that have reduced the return on your investment and that are not reflected as transactions listed on this statement or in the Additional explanation of fees and costs.

---

**TOTAL FEES AND COSTS YOU PAID**

\$46.21

This approximate amount includes all the fees and costs that affected your investment during the period.

---

**Additional explanation on Fees and costs**

There are no additional fees and costs deducted from your account.

---

**All correspondence to:**  
Computershare Investor Services Pty Limited  
GPO Box 2975 Melbourne  
Victoria 3001 Australia  
Enquiries (within Australia) 1300 757 905  
(outside Australia) 61 3 9415 4813  
Facsimile 61 2 8235 8209  
[www.investorcentre.com/au/contact](http://www.investorcentre.com/au/contact)  
[www.computershare.com](http://www.computershare.com)

014779 010 VGS  
MR SAM SHAO SUE CHANG &  
MRS RUOH SHEUE CHANG  
<CHANG FAMILY S/F A/C>  
16 WALLACE STREET  
KINGSFORD NSW 2032

**Holder Identification Number (HIN)**

X 0042779342

ASX Code	VGS
TFN/ABN Status	Quoted
Record Date	5 January 2022
Payment Date	19 January 2022

**Vanguard MSCI Index International Shares ETF**  
**Distribution Payment for the Period Ending 31 December 2021**  
**Direct Credit Advice**

Class Description	Rate Per Security	Securities Held	Gross Amount
ETF	\$0.43116270	70	\$30.18

Withholding tax: \$0.00

**NET PAYMENT: \$30.18**

**Note:** You should retain this statement to assist you in preparing your tax return. Please keep this in a safe place as a charge may be levied for a replacement. If you require a payment to be re-issued, you may be charged an administrative fee which will be deducted from your payment. Fees are applicable to certain types of payments valued at over \$100 AUD.

For additional information regarding the distribution, including estimated tax components and Fund Payment information, please visit the Announcements section of the Vanguard Investments Australia web page [www.vanguard.com.au/etf](http://www.vanguard.com.au/etf)

## Your Payment Instruction

Bank: ANZ INTERNET TRADING NSW  
BSB: 012-012  
ACC: 492688824

**Amount Deposited****\$30.18**

If payment cannot be made to the above instruction, a direct credit form will be forwarded to your registered address and your distribution entitlement shown above will be held as a non-interest bearing deposit until your new direct credit instructions are received.

## Contact Us:

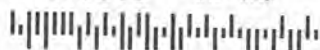


Online:  
www-au.computershare.com/Investor/Contact



By Mail:  
Computershare Investor Services Pty Limited  
GPO Box 2975 Melbourne  
Victoria 3001 Australia

025308 010 VGS



MR SAM SHAO SUE CHANG &  
MRS RUOH SHEUE CHANG  
<CHANG FAMILY S/F A/C>  
16 WALLACE STREET  
KINGSFORD NSW 2032

## Enquiries:

(within Australia) 1300 757 905  
(international) +61 3 9415 4813

## Holder Identification Number (HIN)

X 0042779342

## ATTRIBUTION MANAGED INVESTMENT TRUST MEMBER ANNUAL TAX STATEMENT FOR YEAR ENDED 30 JUNE 2022

The following tax return items are valid for Australian resident individual unitholders only.

### PART A – SUMMARY OF 2022 TAX RETURN (SUPPLEMENTARY SECTION) ITEMS

Item	Tax Return Label	Amount
Share of net income from trusts, less net capital gains, foreign income and franked distributions	13U	\$0.82
Franked distributions from trusts	13C	\$0.00
Share of franking credits from franked dividends	13Q	\$0.00
Share of credit for TFN amounts withheld	13R	\$0.00
Share of credit for foreign resident withholding amounts	13A	\$0.00
Net capital gain	18A	\$3.01
Total current year capital gains	18H	\$6.02
Assessable foreign source income	20E	\$26.77
Other net foreign source income	20M	\$26.77
Foreign income tax offset	20O	\$3.94

### PART B – COMPONENTS OF ATTRIBUTION

Item	Cash Distribution	Tax Paid/Offsets	Attribution
<b>Australian Income</b>			
Unfranked distributions	\$0.00		\$0.00
Unfranked CFI distributions	\$0.00		\$0.00
Interest - subject to non resident WHT	\$0.00		\$0.00
Interest - not subject to non resident WHT	\$0.00		\$0.00
Other income - clean building MIT income	\$0.00		\$0.00
Other income - excluded from NCMi	\$0.00		\$0.00
Other income - NCMi	\$0.00		\$0.00
Other income	\$1.33		\$0.82
<b>Non primary production income</b>	<b>\$1.33</b>		<b>\$0.82</b>
<b>Franked distributions</b>	<b>\$0.00</b>	<b>\$0.00</b>	<b>\$0.00</b>
<b>Capital Gains</b>			
Discounted capital gains TAP - clean building MIT income	\$0.00		\$0.00
Discounted capital gains TAP - excluded from NCMi	\$0.00		\$0.00
Discounted capital gains TAP - NCMi	\$0.00		\$0.00
Discounted capital gains TAP	\$0.00		\$0.00
Discounted capital gains NTAP	\$3.01		\$3.01
Capital gains - other method TAP - clean building MIT income	\$0.00		\$0.00
Capital gains - other method TAP - excluded from NCMi	\$0.00		\$0.00
Capital gains - other method TAP - NCMi	\$0.00		\$0.00
Capital gains - other method TAP	\$0.00		\$0.00
Capital gains - other method NTAP	\$0.00		\$0.00
<b>Net capital gain</b>	<b>\$3.01</b>		<b>\$3.01</b>
AMIT CGT gross up amount			\$3.01
Other capital gains distribution	\$3.01		
<b>Total current year capital gains</b>	<b>\$6.02</b>		<b>\$6.02</b>
<b>Foreign Income</b>			
<b>Assessable foreign source income</b>	<b>\$22.83</b>	<b>\$3.94</b>	<b>\$26.77</b>
<b>Other Non-assessable Amounts</b>			
Non-assessable non-exempt amount	\$0.00		\$0.00
Net exempt income	\$0.00		
Other non-attributable amounts	\$0.00		
<b>Gross Amount</b>	<b>\$30.18</b>		<b>\$33.61</b>
AMIT cost base net amount - excess (reduce cost base)			\$0.51
AMIT cost base net amount - shortfall (increase cost base)			\$0.00
Less TFN amounts withheld	\$0.00		
Less non-resident withholding tax			
- Interest / dividend amounts withheld	\$0.00		
- Fund payment amounts withheld	\$0.00		
<b>Net Cash Distribution</b>	<b>\$30.18</b>		

001481 010 VGS

MR SAM SHAO SUE CHANG &  
MRS RUOH SHEUE CHANG  
<CHANG FAMILY S/F A/C>  
16 WALLACE STREET  
KINGSFORD NSW 2032

Date: 8th June 2022

Holder Number: X0042779342

ASX Code: VGS

## Exit Statement

### Vanguard MSCI Index International Shares ETF

#### Statement for period: 1 July 2021 to 31 March 2022

This statement represents an Exit Statement for the period 1 July 2021 to 31 March 2022 for your holding in Vanguard MSCI Index International Shares ETF (VGS). Please refer to the last page for the glossary of terms and calculation methodologies.

Date <sup>1</sup>	Transaction List	Unit Transactions	Unit Price <sup>2</sup>	Units Held <sup>3</sup>	Unit Value <sup>4</sup>
30/06/2021	Opening Balance		-	0	-
05/11/2021	Purchase	70	-	70	-
21/01/2022	Sale	-70	-	0	-
<b>31/03/2022</b>	<b>Closing Balance</b>		-	<b>0</b>	-

Cash Distribution Received	\$30.00
----------------------------	---------

Distribution Reinvestment Cash Balance

Date <sup>1</sup>	Balance
30/06/2021	-
<b>31/03/2022</b>	-

Fees and Costs Summary <sup>5</sup>	Amount
<b>Fees deducted directly from your account</b> This amount has been deducted directly from your account (reflected in the transactions listed on this statement).	-
<b>Fees and costs deducted from your investment<sup>6</sup></b> This approximate amount has been deducted from your investment and covers amounts that have reduced the return on your investment and that are not reflected as transactions listed on this statement or in the Additional explanation of fees and costs.	\$3.12
<b>TOTAL FEES AND COSTS YOU PAID</b> This approximate amount includes all the fees and costs that affected your investment during the period.	<b>\$3.12</b>
<b>Additional explanation on Fees and costs</b> There are no additional fees and costs deducted from your account.	



19 July 2022

Mr Sam Shao-Sue Chang and Ms Ruoh-Sheue Chang <Chang Family  
Super Fund>  
16 Wallace Street  
KINGSFORD NSW 2032

Investor Number : 000039

**Distribution Statement**  
**RC Global Infra-Energy Fund**

This statement details the distribution for your holdings with RC Global Funds Management in the above fund for the period 01 January 2022 to 30 June 2022.

**Distribution Details**

**Cash Distribution Rate**

\$0.07174188

Date	Unit Balance Before Distribution	Gross Distribution (\$)	Withholding Tax (\$) *	Net Payment Payments (\$)	Method	BSB	Account Number	Unit Balance After Distribution
30-06-2022	24,029.2195	1,723.91	0.00	1,723.91	Direct Credit	012-***	*****707	24,029.2195

**Investor Details**

**Name**

Mr Sam Shao-Sue Chang and Ms Ruoh-Sheue Chang <Chang Family Super Fund>

**TFN/ABN Quoted**

Yes

**Note:**

\*Tax has been deducted if you are a non-resident or where you have not advised your Tax File Number (TFN) / Australian Business Number (ABN).

Should you have any questions regarding this statement please contact our Unit Registry Office on 1300 133 451 or by email: [registry@mainstreamgroup.com](mailto:registry@mainstreamgroup.com).

Please send all mail correspondence to Mainstream Fund Services Pty Ltd at GPO Box 4968, Sydney NSW 2001.



## Distribution Payment Notice

### RC Global Infra-Energy Fund

The responsible entity or the Trustee of the RC Global Infra-Energy Fund ("Fund") considers that the Fund is not a withholding Managed Investment Trust ("MIT") for the purposes of subdivision 12-H of Schedule 1 to the Taxation Administration Act 1953 ("TAA") for the year ended 30 June 2022.

The information below is provided to assist entities with withholding obligations that may arise in respect of amounts distributed to non-residents and should not be used for any other purpose.

Components	Cents per unit
Australian-sourced interest	0.00000000
Unfranked Australian dividends	0.00000000
Other types of income subject to non-resident withholding tax (exclusive of NCMI and Excluded NCMI)	0.01263983
Non-concessional managed investment trust income (NCMI)	0.00000000
Excluded non-concessional managed investment trust income (Excluded NCMI)	0.00000000

Australian resident unitholders should not rely on this information for the purposes of completing their income tax returns. Details of the full year components of distributions will be provided in the 2022 Annual Tax Statement for the Fund. The Annual Tax Statement for the Fund will be sent to the unitholders after 30 June 2022.

Please note information contained in this document is a reference guide ("Guide") only. This Guide is suited for use by non-resident unitholders invested into the Fund. This Guide is a summary only and is not intended to provide a detailed analysis of each aspect of the relevant Australian Taxation laws. The effects of the Australian taxation laws are very complex, we therefore recommend that you consult your financial adviser, accountant or obtain specialised taxation advice.





# RC GLOBAL FUNDS MANAGEMENT

10 January 2022

Mr Sam Shao-Sue Chang and Ms Ruoh-Sheue Chang <Chang Family  
Super Fund>  
16 Wallace Street  
KINGSFORD NSW 2032

Investor Number : 000039

## Distribution Statement

### RC Global Infra-Energy Fund

This statement details the distribution for your holdings with RC Global Funds Management in the above fund for the period 01 July 2021 to 31 December 2021.

#### Distribution Details

##### Cash Distribution Rate

\$0.01000000

Date	Unit Balance Before Distribution	Gross Distribution (\$)	Withholding Tax (\$) *	Net Payment Payments (\$)	Method	BSB	Account Number	Unit Balance After Distribution
31-12-2021	24,029.2195	240.29	0.00	240.29	Direct Credit	012-***	*****707	24,029.2195

#### Investor Details

Name	TFN/ABN Quoted
Mr Sam Shao-Sue Chang and Ms Ruoh-Sheue Chang <Chang Family Super Fund>	Yes

Note:

\*Tax has been deducted if you are a non-resident or where you have not advised your Tax File Number (TFN) / Australian Business Number (ABN).

Should you have any questions regarding this statement please contact our Unit Registry Office on 1300 133 451 or by email: [registry@mainstreamgroup.com](mailto:registry@mainstreamgroup.com).

Please send all mail correspondence to Mainstream Fund Services Pty Ltd at GPO Box 4968, Sydney NSW 2001.



## Distribution Payment Notice

### RC Global Infra-Energy Fund

The responsible entity or the Trustee of the RC Global Infra-Energy Fund ("Fund") considers that the Fund is not a withholding Managed Investment Trust ("MIT") for the purposes of subdivision 12-H of Schedule 1 to the Taxation Administration Act 1953 ("TAA") for the year ended 30 June 2022.

The information below is provided to assist entities with withholding obligations that may arise in respect of amounts distributed to non-residents and should not be used for any other purpose.

Components	Cents per unit
Australian-sourced interest	0.00000000
Unfranked Australian dividends	0.00000000
Other types of income subject to non-resident withholding tax (exclusive of NCMI and Excluded NCMI)	0.00010544
Non-concessional managed investment trust income (NCMI)	0.00000000
Excluded non-concessional managed investment trust income (Excluded NCMI)	0.00000000

Australian resident unitholders should not rely on this information for the purposes of completing their income tax returns. Details of the full year components of distributions will be provided in the 2022 Annual Tax Statement for the Fund. The Annual Tax Statement for the Fund will be sent to the unitholders after 30 June 2022.

Please note information contained in this document is a reference guide ("Guide") only. This Guide is suited for use by non-resident unitholders invested into the Fund. This Guide is a summary only and is not intended to provide a detailed analysis of each aspect of the relevant Australian Taxation laws. The effects of the Australian taxation laws are very complex, we therefore recommend that you consult your financial adviser, accountant or obtain specialised taxation advice.



25 July 2022

Mr Sam Shao-Sue Chang and Ms Ruoh-Sheue Chang <Chang  
Family  
Super Fund>  
16 Wallace Street  
KINGSFORD NSW 2032

Investor Number : 000039

### Annual Tax Statement For the year ended 30 June 2022 RC Global Infra-Energy Fund

#### Part A - Your Details

You are recorded as being: Superannuation Fund  
Australian Tax File Number (TFN) / ABN Quoted: Provided  
Country of residence at 30 Jun 2022: Australia

#### Part B - Summary of 2022 Tax Return (supplementary section) Items

	Amount	Tax return label
Share of net income from trusts, less net capital gains, foreign income and franked distributions	3.46	13U
Franked distributions from trusts	46.03	13C
Other deductions relating to non-primary production income	0.00	13Y
Share of credit for foreign resident withholding amounts (excluding capital gains)	0.00	13A
Share of National rental affordability scheme tax offset	0.00	13B
Share of credit for tax withheld where Australian business number not quoted	0.00	13P
Share of franking credit from franked dividends	17.31	13Q
Share of credit for tax file number amounts withheld from interest, dividends and unit trust distributions	0.00	13R
Share of credit for tax paid by trustee	0.00	13S
Early stage venture capital limited partnership: current year tax offset	0.00	T7K
Early stage investor: current year tax offset	0.00	T8L
Other refundable tax offsets: Exploration credits	0.00	T9 (Code E)
Net capital gain	781.00	18A
Total current year capital gains	1,200.28	18H
Credit for foreign resident capital gains withholding amounts	0.00	18X
CFC Income	0.00	19K
Transferor trust income	0.00	19B
Assessable foreign source income	880.43	20E
Other net foreign source income	880.43	20M
Australian franking credits from a New Zealand franking company	0.00	20F
Foreign Income Tax Offsets *	148.69	20O

\* The foreign income tax offset represents foreign income tax offsets in respect of both foreign income and foreign capital gains derived by the Fund. Foreign income tax offsets on foreign capital gains have not been reduced by the capital gains tax discount.

Please retain this statement for Income Tax Purposes

Part C Component of distribution	Cash Distribution	Tax Paid/Franching Credit (grossed up)	Taxable Amount	Tax return Label
<b>Australian Income</b>				
Interest (subject to withholding tax)	0.00		0.00	
Interest (not subject to withholding tax)	0.00		0.00	
Dividends: unfranked amount	0.00		0.00	
Dividends: unfranked amount declared to be CFI	0.00		0.00	
Dividends: unfranked amount not declared to be CFI	0.00		0.00	
Dividends: less LIC capital gain deduction	0.00		0.00	
Other assessable Australian income	3.46		3.46	
NCMI - Non-primary production	0.00		0.00	
Excluded from NCMI - Non-primary production	0.00		0.00	
<b>Share of net income from trusts, less net capital gains, foreign income and franked distributions</b>	<b>3.46</b>		<b>3.46</b>	<b>13U</b>
<b>Dividends: Franked amount</b>	<b>28.72</b>	<b>17.31</b>	<b>46.03</b>	<b>13C/13Q</b>
<b>Capital gains</b>				
Capital gains discount - Taxable Australian property	0.00		0.00	
Capital gains discount - Non-Taxable Australian property	419.28	0.00	419.28	
Capital gains other - Taxable Australian property	0.00		0.00	
Capital gains other - Non-Taxable Australian property	361.72	0.00	361.72	
NCMI capital gains	0.00		0.00	
Excluded from NCMI capital gains	0.00		0.00	
<b>Net capital gain</b>	<b>781.00</b>	<b>0.00</b>	<b>781.00</b>	<b>18A</b>
CGT concession amount	419.28		0.00	
<b>Total current year capital gains</b>	<b>1,200.28</b>	<b>0.00</b>	<b>1,200.28</b>	<b>18H</b>
<b>Foreign Income</b>				
Other net foreign source income	731.74	148.69	880.43	20M/20O
<b>Assessable foreign source income</b>	<b>731.74</b>	<b>148.69</b>	<b>880.43</b>	<b>20E</b>
Australian franking credits from a New Zealand franking company	0.00	0.00	0.00	20F
CFC income	0.00		0.00	19K
Transferor trust income	0.00		0.00	19B
<b>Total foreign income</b>	<b>731.74</b>	<b>148.69</b>	<b>880.43</b>	

**Other non-assessable amounts****Cash distribution**

Net exempt income	0.00
Non-assessable non-exempt amount	0.00
Tax free amounts	0.00
Tax deferred amounts	0.00

**1,964.20****Gross cash distribution****Other amounts deducted from trust distribution****Cash Amount****Tax return label**

TFN amounts withheld	0.00	13R
Non-resident withholding tax deducted	0.00	
Other expenses	0.00	13Y
Credit for foreign resident capital gains withholding	0.00	18X

**1,964.20****Net cash distribution**

This guide provides general advice and has been prepared to assist you in understanding the Annual Tax Statement which you have received from the Fund in relation to the year ended 30 June 2022. This guide has been prepared to assist you in completing your income tax return for the year ending 30 June 2022.

Australian tax laws are complex and each unitholder's particular circumstances will be different. You should seek your own tax advice before taking any action based on this guide and consult your professional tax advisor for advice specific to your circumstances. This guide should be read in conjunction with the Australian Taxation Office's (ATO's) instructions and publications. The comments contained in this guide do not constitute legal, tax or financial planning advice. They are general in nature, offered on an informative basis only and are not intended to cover all of the potential tax consequences in relation to a particular unitholder. Certain items discussed in this guide may not apply to certain unitholders (for example, due to the unitholder's residency, entity type or some other factor).

This Tax Statement is prepared for an Australian resident individual investor who holds units in the Fund on a capital account. Unitholders should seek professional taxation advice in relation to this Tax Statement.

#### **Part A - Your details**

Part A are the details you provided and reported at the time this statement was generated.

#### **Part B - Tax return information**

Part B is a summary of the distribution components from your investments in the Fund that are relevant for the completion of your 2022 tax return. Depending on your circumstances, you may be able to copy the amounts from Part B of this Tax Statement to your corresponding labels of the Tax Return (Supplementary Section) 2022. The breakdown of the components is shown in Part C of your Tax Statement.

#### **Part C - Components of distribution**

This section of your Tax statement gives you a detailed breakdown of distribution components from your investment in the Fund. The information in Part C of your Tax Statement may be required for you to complete other parts of your income tax return.

##### **1. Australian income**

The details provide a breakdown of Label 13U Non-primary production income and Label 13C Franked distributions from trusts. This information may be necessary for those investors who use the Application for a refund of franking credits for individuals during 2022.

##### **2. Capital gains**

**Capital gains discount - Taxable Australian Property (TAP) and Non-Taxable Australian Property (NTAP)**

The capital gains tax (CGT) discount is generally available for gains on the disposal of investments that have been held for at least 12 months. These items are that part of the Fund's net capital gain that represents discount capital gains distributed to you. Resident individuals and trusts (conditions apply) may be eligible for a 50% CGT discount and resident complying superannuation funds may be eligible for a 33.33% CGT discount. Companies are not eligible for the CGT discount.

**Capital gains other - Taxable Australian Property (TAP) and Non-Taxable Australian Property (NTAP)**

These items are capital gains on the disposal of investments held by the Fund which are held for less than 12 months. The CGT discount is not available in relation to such gains.

##### **Net Capital Gains**

This amount represents the taxable capital gains which is the sum of the capital gains (discounted and other methods) and any foreign tax paid on capital gains.

##### **3. Foreign income**

# Chang Family Super Fund General Ledger

As at 30 June 2022

Transaction Date	Description	Units	Debit	Credit	Balance \$
<b>Other Investment Income (26500)</b>					
DRP residual amount - Non Taxable (00053)					
01/03/2022	DIVIDEND FROM SPARK INFRASTRUC S00018262274			1.13	1.13 CR
				<b>1.13</b>	<b>1.13 CR</b>

**Total Debits: 0.00**

**Total Credits: 1.13**



Boardroom Pty Limited  
ABN 14 003 209 836  
GPO Box 3993  
Sydney NSW 2001

Tel: 1800 000 639 (within Australia)  
Tel: +61 2 9290 9600 (outside Australia)  
Fax: +61 2 9279 0664

www.boardroomlimited.com.au  
enquiries@boardroomlimited.com.au



MR SAM SHAO SUE CHANG &  
MRS RUOH SHEUE CHANG  
<CHANG FAMILY S/F A/C>  
16 WALLACE STREET  
KINGSFORD NSW 2032

**Payment Statement**

**ASX Code:** SKI  
**Payment Date:** 1/03/2022  
**SRN/HIN:** X\*\*\*\*\*9342

Dear Former Securityholder,

Spark Infrastructure's Dividend Reinvestment Plan (DRP) was recently active from August 2019 to August 2021.

You have accumulated a residual cash amount in your DRP account as a result of your participation in the DRP.

Spark Infrastructure has paid the residual cash amount to you and this statement is confirmation of that payment.

The total amount accumulated and paid to you is shown below next to 'Cash residual amount'.

If you have any questions or require further assistance, please contact the securities registry, Boardroom Pty Limited, on the contact details shown above.

**Cash residual amount:** \$1.13

**DIVIDEND REMITTED TO:**

<b>Bank Domicile:</b>	AUS	<b>Receipt Currency:</b>	AUD
<b>Bank Account Type:</b>	Domestic	<b>Amount Deposited:</b>	\$1.13
<b>Bank Code:</b>	***-012		
<b>Account Number:</b>	*****824		

Please retain this statement as a charge may be levied for replacement



# Chang Family Super Fund

## Dividend Reconciliation Report

For The Period 01 July 2021 - 30 June 2022

Date	Net Payment Received	Australian Income			Foreign Income			Withheld		
		Unfranked	Franked	Franking Credits	Foreign Income	Foreign Credits	NZ Credits	TFN Withheld	Non-Resident	LIC Deduction
<b>Shares in Listed Companies (Australian)</b>										
ALU.AX Altium Limited										
28/09/2021	63.00	53.55	9.45	4.05						
22/03/2022	52.50	0.00	52.50	0.00						
	115.50	53.55	61.95	4.05						
APX.AX Appen Limited										
24/09/2021	40.50	20.25	20.25	8.68						
	40.50	20.25	20.25	8.68						
AX1.AX Accent Group Limited										
16/09/2021	162.50	0.00	162.50	69.64						
	162.50	0.00	162.50	69.64						
BHP.AX BHP Group Limited										
28/03/2022	540.95	0.00	540.95	231.84						
01/06/2022	1,428.48	0.00	1,428.48	612.21						
	1,969.43	0.00	1,969.43	844.05						
CSL.AX CSL Limited										
30/09/2021	63.59	57.23	6.36	2.73						

# Chang Family Super Fund

## Dividend Reconciliation Report

For The Period 01 July 2021 - 30 June 2022

Date	Net Payment Received	Australian Income			Foreign Income			Withheld		
		Unfranked	Franked	Franking Credits	Foreign Income	Foreign Credits	NZ Credits	TFN Withheld	Non-Resident	LIC Deduction
06/04/2022	187.82	187.82								
	251.41	245.05	6.36	2.73						
DDR.AX Dicker Data Limited										
01/09/2021	36.00	0.00	36.00	15.43						
01/12/2021	90.00	0.00	90.00	38.57						
01/03/2022	277.50	0.00	277.50	118.93						
01/06/2022	344.50	0.00	344.50	147.64						
	748.00	0.00	748.00	320.57						
FMG.AX Fortescue Metals Group Ltd										
30/09/2021	844.00	0.00	844.00	361.71						
	844.00	0.00	844.00	361.71						
GQG.AX GQG Partners Inc.										
28/06/2022	122.96				122.96	52.70				
	122.96				122.96	52.70				
JHG.AX Janus Henderson Group Plc										
28/02/2022	79.61		0.00	0.00	79.61					
	79.61		0.00	0.00	79.61					

# Chang Family Super Fund

## Dividend Reconciliation Report

For The Period 01 July 2021 - 30 June 2022

Date	Net Payment Received	Australian Income			Foreign Income			Withheld		
		Unfranked	Franked	Franking Credits	Foreign Income	Foreign Credits	NZ Credits	TFN Withheld	Non-Resident	LIC Deduction
MFG.AX Magellan Financial Group Limited										
23/09/2021	205.38	51.35	154.03	0.00						
08/03/2022	660.60	165.15	495.45	212.34						
	865.98	216.50	649.48	212.34						
NST.AX Northern Star Resources Ltd										
29/09/2021	71.25	0.00	71.25	30.54						
	71.25	0.00	71.25	30.54						
PME.AX Pro Medicus Limited										
01/10/2021	16.00	0.00	16.00	6.86						
	16.00	0.00	16.00	6.86						
RMD.AX Resmed Inc										
16/12/2021	10.08	0.00	0.00	0.00	10.08	4.32				
	10.08	0.00	0.00	0.00	10.08	4.32				
SOL.AX Washington H Soul Pattinson & Company Limited										
14/12/2021	72.00	0.00	72.00	30.86						
13/05/2022	87.00	0.00	87.00	37.29						
	159.00	0.00	159.00	68.15						

# Chang Family Super Fund

## Dividend Reconciliation Report

For The Period 01 July 2021 - 30 June 2022

Date	Net Payment Received	Australian Income			Foreign Income			Withheld		
		Unfranked	Franked	Franking Credits	Foreign Income	Foreign Credits	NZ Credits	TFN Withheld	Non-Resident	LIC Deduction
TLS.AX Telstra Corporation Limited.										
01/04/2022	160.00	0.00	160.00	68.57						
	160.00	0.00	160.00	68.57						
WES.AX Wesfarmers Limited										
30/03/2022	300.00	0.00	300.00	128.57						
	300.00	0.00	300.00	128.57						
WLE.AX Wam Leaders Limited										
29/10/2021	238.00	0.00	238.00	102.00						
29/04/2022	260.00	0.00	260.00	111.43						
	498.00	0.00	498.00	213.43						
WMI.AX Wam Microcap Limited										
22/10/2021	320.00	0.00	320.00	137.14						
	320.00	0.00	320.00	137.14						
	<b>6,734.22</b>	<b>535.35</b>	<b>5,986.22</b>	<b>2,477.03</b>	<b>212.65</b>	<b>57.02</b>				

# Chang Family Super Fund

## Dividend Reconciliation Report

For The Period 01 July 2021 - 30 June 2022

Date	Net Payment Received	Australian Income			Foreign Income			Withheld		
		Unfranked	Franked	Franking Credits	Foreign Income	Foreign Credits	NZ Credits	TFN Withheld	Non-Resident	LIC Deduction
TOTAL	6,734.22	535.35	5,986.22	2,477.03	212.65	57.02				

### Tax Return Reconciliation

	Totals	Tax Return Label
Unfranked	535.35	J
Franked Dividends	5,986.22	K
Franking Credits	2,477.03	L

# Altium™

Altium Limited  
ABN 93 009 568 772


003068 000 ALU



MR SAM SHAO SUE CHANG &  
MRS RUOH SHEUE CHANG  
<CHANG FAMILY S/F A/C>  
16 WALLACE STREET  
KINGSFORD NSW 2032

## Update your information:

 **Online:**  
[www.computershare.com.au/easyupdate/alu](http://www.computershare.com.au/easyupdate/alu)

 **By Mail:**  
Computershare Investor Services Pty Limited  
GPO Box 2975 Melbourne  
Victoria 3001 Australia

## Enquiries:

(within Australia) 1300 855 080  
(international) +61 3 9415 4000

## Holder Identification Number (HIN)

X0042779342

ASX Code	ALU
TFN/ABN Status	Quoted
Record Date	7 September 2021
Payment Date	28 September 2021
Direct Credit Reference No.	804964


## 2021 Final Dividend for the Year ended 30 June 2021

Dear Securityholder,

The below payment represents a final dividend for the year ended 30 June 2021 at the rate of 21 cents per share on the ordinary shares entitled to participate in the dividend at the record date of 7 September 2021. This dividend is 15% franked at the corporate tax rate of 30%. The remaining 85% (17.85 cents) is unfranked with nil Conduit Foreign Income (CFI). Non-resident shareholders are liable to pay non-resident withholding tax on this dividend.

Alison Raffin  
Company Secretary

Class Description	Amount per Security	Number of Securities	Franked Amount	Unfranked Amount	Gross Payment
Ordinary Shares	21 cents	300	\$9.45	\$53.55	\$63.00
<b>Net Payment</b>					<b>\$63.00</b>
Franking Credit					\$4.05

 Ensure your information is up to date. Simply visit the website address listed above to update your TFN, banking instructions or personal details.

Note: You should retain this statement to assist you in preparing your tax return.

## Your Payment Instruction

ANZ INTERNET TRADING NSW  
BSB: 012-012 Account number: 492688824

Amount Deposited

**AUD\$63.00**

# Altium™

Altium Limited  
ABN 93 009 568 772

002805 000 ALU



MR SAM SHAO SUE CHANG &  
MRS RUOH SHEUE CHANG  
<CHANG FAMILY S/F A/C>  
16 WALLACE STREET  
KINGSFORD NSW 2032

## Update your information:



**Online:**  
[www.computershare.com.au/easyupdate/alu](http://www.computershare.com.au/easyupdate/alu)



**By Mail:**  
Computershare Investor Services Pty Limited  
GPO Box 2975 Melbourne  
Victoria 3001 Australia

## Enquiries:

(within Australia) 1300 855 080  
(international) +61 3 9415 4000

## Holder Identification Number (HIN)

X 0042779342

ASX Code	ALU
TFN/ABN Status	Quoted
Record Date	8 March 2022
Payment Date	22 March 2022
Direct Credit Reference No.	804626

## 2022 Interim Dividend for the Half Year ended 31 December 2021

Dear Securityholder,

The below payment represents an interim dividend for the half year ended 31 December 2021 at the rate of 21 cents per share on the ordinary shares entitled to participate in the dividend at the record date of 8 March 2022. This payment is 100% franked at the corporate tax rate of 30%.

Alison Raffin  
Company Secretary

Class Description	Amount per Security	Number of Securities	Franked Amount	Unfranked Amount	Gross Payment
Ordinary Shares	21 cents	250	\$52.50	\$0.00	\$52.50
<b>Net Payment</b>					<b>\$52.50</b>
Franking Credit					\$22.50



Ensure your information is up to date. Simply visit the website address listed above to update your TFN, banking instructions or personal details.

Note: You should retain this statement to assist you in preparing your tax return.

## Your Payment Instruction

ANZ INTERNET TRADING NSW  
BSB: 012-012 Account number: 492688824

Amount Deposited

**AUD\$52.50**



Appen Limited  
ABN 60 138 878 298

All Registry communications to:  
C/- Link Market Services Limited  
Locked Bag A14  
Sydney South NSW 1235 Australia  
Telephone: +61 1300 554 474  
Outside Australia: +61 2 8767 1000  
ASX Code: APX  
Email: [registrars@linkmarketservices.com.au](mailto:registrars@linkmarketservices.com.au)  
Website: [www.linkmarketservices.com.au](http://www.linkmarketservices.com.au)



010 004602

MR SAM SHAO SUE CHANG &  
MRS RUOH SHEUE CHANG  
<CHANG FAMILY S/F A/C>  
16 WALLACE STREET  
KINGSFORD NSW 2032

#### Key Details

Payment date: 24 September 2021  
Record date: 1 September 2021  
SRN/HIN: X\*\*\*\*\*9342  
TFN/ABN RECEIVED AND RECORDED

#### Interim dividend statement for the six months ended 30 June 2021

This dividend is 50.00% franked at the company tax rate of 30%. The unfranked portion contains no Conduit Foreign Income.

Description	Dividend rate per share	Participating holding	Unfranked amount	Franked amount	Total amount	Franking credit
Ordinary Shares	\$0.045	900	\$20.25	\$20.25	\$40.50	\$8.68
Net dividend amount:					\$40.50	



Everyone benefits from electronic securityholder communications. As an investor you will benefit from secure, convenient and prompt delivery of information by electing to receive your communications electronically which helps reduce the impact on the environment and costs associated with printing and sending materials by mail. Please see instructions on the back page to change your communication election to receive all future communications electronically.

#### PAYMENT INSTRUCTIONS

ANZ BANK  
BSB: 012-012  
ACC: \*\*\*\*\*8824 ACCOUNT NAME: MR SAM SHAO SUE CHANG + MRS RUOH  
PAYMENT REFERENCE NUMBER: 001265473032

The payment has been made into the above account. If this account is not valid please turn over for instructions to update your details. Once your details have been updated, payment will be made within 20 business days.

Retain this statement to assist in preparing your tax return.





ABN 85 108 096 251

000222 000 AX1



MR SAM SHAO SUE CHANG &  
MRS RUOH SHEUE CHANG  
<CHANG FAMILY S/F A/C>  
16 WALLACE STREET  
KINGSFORD NSW 2032

Update your information.



Online:

[www.computershare.com.au/easyupdate/ax1](http://www.computershare.com.au/easyupdate/ax1)



By Mail:

Computershare Investor Services Pty Limited  
GPO Box 2975 Melbourne  
Victoria 3001 Australia

**Enquiries:**

(within Australia) 1300 855 080  
(international) +61 3 9415 4000

**Holder Identification Number (HIN)**

X 0042779342

ASX Code	AX1
TFN/ABN Status	Quoted
Record Date	9 September 2021
Payment Date	16 September 2021
Direct Credit Reference No.	803562

## 2021 Final Dividend

Dear Shareholder,

This payment represents a final dividend of 3.25 cents per share for the period ended 27 June 2021. This dividend is paid on the shares registered in your name and entitled to participate as at the record date of 9 September 2021. This payment is 100% franked at the corporate tax rate of 30%.

Please register at [www.computershare.com.au/easyupdate/ax1](http://www.computershare.com.au/easyupdate/ax1) in order to update your TFN, bank account and other details online.

Class Description	Amount per Security	Number of Securities	Franked Amount	Unfranked Amount	Gross Payment
Ordinary Shares	3.25 Cents	5,000	\$162.50	\$0.00	\$162.50
<b>Net Payment</b>					<b>\$162.50</b>
Franking Credit					\$69.64

**Note 1:** You should retain this statement to assist you in preparing your tax return.

**Note 2:** If you require your payment to be re-issued, you may be charged an administrative fee which will be deducted from your payment.

## Your Payment Instruction

ANZ INTERNET TRADING NSW  
BSB: 012-012 Account number: 492688824

Amount Deposited

**AUD\$162.50**

# BHP

BHP Group Limited  
ABN 49 004 028 077

002353 000 BHP



MR SAM SHAO SUE CHANG &  
MRS RUOH SHEUE CHANG  
<CHANG FAMILY S/F A/C>  
16 WALLACE STREET  
KINGSFORD NSW 2032

## Update Your Details:



[www.computershare.com.au/investor](http://www.computershare.com.au/investor)



(within Australia) 1300 656 780  
(outside Australia) +61 3 9415 4020



Computershare Investor Services Pty Limited  
GPO Box 2975 Melbourne  
Victoria 3001 Australia

## Your Shareholding

SHARE CLASS	HOLDER NUMBER
Ordinary Shares	X 0042779342
TFN/ABN STATUS	
Quoted	
RECORD DATE	PAYMENT DATE
25 February 2022	28 March 2022

You must keep this document for your tax records.

## BHP Group Limited Shares

### FY2022 Interim Dividend Payment - Dividend Statement

The statement below represents your interim dividend for the half year ended 31 December 2021. This dividend is paid at the rate of US\$1.50 (equivalent to A\$2.08055925) per share on your holding of fully paid ordinary shares, registered in your name and entitled to participate as at the record date. This dividend has been franked in Australia at a rate of 100% and the company tax rate used to determine the franking credit is 30%. All amounts are in Australian dollars.

Amount per Security	Number of Securities	Franked Amount	Unfranked Amount	Gross Payment
A\$2.08055925	260	A\$540.95	A\$0.00	A\$540.95
		<b>Net Payment</b>		<b>A\$540.95</b>
		Australian Franking Credit		A\$231.84

## Dividend Reinvestment Plan (DRP) Details

Cash balance brought forward	\$0.00
Net payment available for reinvestment	\$540.95
<b>Total available for reinvestment</b>	<b>\$540.95</b>
Less the amount applied to the allotment of 10 Ordinary Shares at \$51.2733 per share	\$512.73
Cash balance carried forward to the next payment	\$28.22
Number of shares participating in the DRP as at 28 February 2022	260
Add Ordinary Shares allotted on 5 April 2022	10
Number of shares now participating in the DRP	270

Note: Computershare Investor Services Pty Limited will not be liable for any losses incurred by any person who relies on the balances shown above without making their own adjustments for any further transactions.

# BHP

BHP Group Limited  
ABN 49 004 028 077

043952 000 BHP  
MR SAM SHAO SUE CHANG &  
MRS RUOH SHEUE CHANG  
<CHANG FAMILY S/F A/C>  
16 WALLACE STREET  
KINGSFORD NSW 2032

## Update Your Details:



[www.computershare.com.au/investor](http://www.computershare.com.au/investor)



(within Australia) 1300 503 833  
(international) +61 3 9415 4188



Computershare Investor Services Pty Limited  
GPO Box 2975 Melbourne  
Victoria 3001 Australia

## Your Shareholding

SHARE CLASS	HOLDER NUMBER
Ordinary Shares	X0042779342
TFN/ABN STATUS	
Quoted	
RECORD DATE	IN SPECIE DIVIDEND DATE
26 May 2022	1 June 2022

You must keep this document for your tax records.

## BHP Group Limited

### In Specie Dividend Statement

On 1 June 2022, BHP Group Limited paid an in specie dividend of Woodside Energy Group Ltd shares (**Woodside shares**). The statement below represents the Woodside shares distributed to you or your entitlement to the Woodside shares (if you were a Selling Shareholder or an Ineligible Overseas Shareholder), based on the fully paid ordinary shares in BHP Group Limited registered in your name as at the Record Date. The value of the in specie dividend was based on the closing price of Woodside shares on 31 May 2022 (**Woodside closing price**). This dividend has been franked in Australia at a rate of 100% and the company tax rate used to determine the franking credit is 30%.

The in specie dividend is not a cash payment.

Woodside closing price	Entitlement to Woodside shares*	Franked Amount	Unfranked Amount	Value of in specie dividend
A\$29.76	48	A\$1,428.48	A\$0.00	A\$1,428.48 ✓
Australian Franking Credit				A\$612.21

\*BHP shareholders were entitled to receive one Woodside share for every 5.5340 BHP shares. BHP shareholders were entitled to a whole number of Woodside shares, with any entitlement to a fraction of a Woodside share that would have otherwise arisen being rounded down to the nearest whole number.

### Tax information

A general summary of relevant taxation implications, including the tax outcomes of the in specie dividend for BHP shareholders, is outlined in Appendix 1 of the BHP ASX announcement dated 8 April 2022 which can be located at [bhp.com/petroleum](http://bhp.com/petroleum).

As this summary is general in nature, this information does not take into account the individual circumstances of particular holders and does not constitute tax advice. It is intended as a general guide only and holders should seek independent taxation advice on the tax implications based on their own individual circumstances.

For US tax resident shareholders, the market value of the in specie dividend will need to be converted into US dollars. The exchange rate used by BHP to determine the quantum of the in-specie dividend in US\$ was AUD/USD 0.7187.

For UK tax resident shareholders, the market value of the in specie dividend will need to be converted into British Pounds in accordance with a method prescribed for UK tax purposes.


### Sale Facility

If you are a Selling Shareholder or an Ineligible Overseas Shareholder as at the Record Date, you will receive a separate statement for the sale proceeds payable to you as a result of the sale of the Woodside Shares that you were otherwise entitled to being sold under the Sale Facility.



CSL LIMITED  
ABN 99 051 588 348

016123 000 CSL



MR SAM SHAO SUE CHANG &  
MRS RUOH SHEUE CHANG  
<CHANG FAMILY S/F A/C>  
16 WALLACE STREET  
KINGSFORD NSW 2032

### Update your information:

**Online:**  
[www.computershare.com.au/easyupdate/CSL](http://www.computershare.com.au/easyupdate/CSL)

**By Mail:**  
Computershare Investor Services Pty Limited  
GPO Box 2975 Melbourne  
Victoria 3001 Australia

### Enquiries:

(within Australia) 1800 646 882  
(international) +61 3 9415 4178

### Securityholder Reference Number

**X 0042779342**

Payment Date	30 September 2021
Record Date	3 September 2021
TFN/ABN Status	Quoted
Direct Credit Reference No.	958626

Calculations are in US Dollars  
This payment is in Australian Dollars

## NOTIFICATION OF THE FINAL DIVIDEND FOR THE YEAR ENDED 30 JUNE 2021

Dear Shareholder,

We are pleased to provide you with payment of the final dividend of US\$1.18 per share. This dividend is paid on the shares registered in your name and entitled to participate as at the record date.

This dividend is franked at the rate of 10% (US\$0.118) and the company tax rate used to determine the franking credit is 30%. This means the remaining 90% of the dividend is unfranked (US\$1.062). Non-resident withholding tax is not payable on the unfranked component of the dividend as it consists entirely of Conduit Foreign Income.

For Australian resident shareholders, we have indicated whether or not your tax file number or ABN has been received and recorded as at the record date.

This dividend is converted to AU currency at the rate of US\$1.00 = AU\$1.347164

Yours sincerely  
Fiona Mead  
Company Secretary

FINAL DIVIDEND	RATE	NO. OF SHARES	UNFRANKED AMOUNT	FRANKED AMOUNT	FRANKING CREDIT
Ordinary Shares	US\$1.18	40	US\$42.48	US\$4.72	US\$2.02



### Important Notes:

- You should retain this statement to assist you in preparing your tax return.
- The dividend amounts, franking credits and any withholding tax, where applicable, are in US Dollars. For Australian income tax reporting purposes you will need to convert these amounts to Australian Dollars using the conversion rate of US\$1.00 = AU\$1.347164.

NET DIVIDEND PAYMENT	US\$47.20
CONVERTED NET PAYMENT	AU\$63.59

### BANKING INSTRUCTIONS

ANZ INTERNET TRADING NSW  
BSB: 012-012 ACCOUNT NUMBER: 492688824

IF PAYMENT CANNOT BE MADE TO THE ABOVE ACCOUNT, THE DIVIDEND AMOUNT WILL BE WITHHELD PENDING RECEIPT OF YOUR VALID DIRECT CREDIT INSTRUCTIONS.

## Easy Update

[www.computershare.com.au/easyupdate/CSL](http://www.computershare.com.au/easyupdate/CSL)

- Review & update your securityholding
- Review & update your direct credit instructions
- Supply your Tax File Number

Your secure access information is:

SRN/HIN: X 0042779342

PLEASE NOTE: For security reasons it is important that you keep your SRN/HIN confidential.



CSL LIMITED  
ABN 99 051 588 348

017972 000 CSL



MR SAM SHAO SUE CHANG &  
MRS RUOH SHEUE CHANG  
<CHANG FAMILY S/F A/C>  
16 WALLACE STREET  
KINGSFORD NSW 2032

### Update your information:

**Online:**  
www.computershare.com.au/easyupdate/CSL

**By Mail:**  
Computershare Investor Services Pty Limited  
GPO Box 2975 Melbourne  
Victoria 3001 Australia

### Enquiries:

(within Australia) 1800 646 882  
(international) +61 3 9415 4178

### Holder Identification Number (HIN)

**X 0042779342**

Payment Date	6 April 2022
Record Date	8 March 2022
TFN/ABN Status	Quoted
Direct Credit Reference No.	859643

Calculations are in US Dollars  
This payment is in Australian Dollars

## NOTIFICATION OF THE INTERIM DIVIDEND FOR THE HALF YEAR ENDED 31 DECEMBER 2021

Dear Shareholder,

We are pleased to provide you with payment of the interim dividend of US\$1.04 per share. This dividend is 100% unfranked and paid on the shares registered in your name and entitled to participate as at the record date.

Non-resident withholding tax is not payable on the unfranked component of the dividend as it consists entirely of Conduit Foreign Income.

For Australian resident shareholders, we have indicated whether or not your tax file number or ABN has been received and recorded as at the record date.

This dividend is converted to AU currency at the rate of US\$1.00 = AU\$1.368176.

Yours sincerely  
Fiona Mead  
Company Secretary

INTERIM DIVIDEND	RATE	NO. OF SHARES	UNFRANKED AMOUNT	FRANKED AMOUNT	FRANKING CREDIT
Ordinary Shares	US\$1.04	132	US\$137.28	US\$0.00	US\$0.00



### Important Notes:

- You should retain this statement to assist you in preparing your tax return.
- The dividend amounts, franking credits and any withholding tax, where applicable, are in US Dollars. For Australian income tax reporting purposes you will need to convert these amounts to Australian Dollars using the conversion rate of US\$1.00 = AU\$1.368176.

NET DIVIDEND PAYMENT	US\$137.28
CONVERTED NET PAYMENT	AU\$187.82

### BANKING INSTRUCTIONS

ANZ INTERNET TRADING NSW  
BSB: 012-012 ACCOUNT NUMBER: 492688824

IF PAYMENT CANNOT BE MADE TO THE ABOVE ACCOUNT, THE DIVIDEND AMOUNT WILL BE WITHHELD PENDING RECEIPT OF YOUR VALID DIRECT CREDIT INSTRUCTIONS.

## Easy Update

[www.computershare.com.au/easyupdate/CSL](http://www.computershare.com.au/easyupdate/CSL)

- Review & update your securityholding
- Review & update your direct credit instructions
- Supply your Tax File Number

Your secure access information is:

SRN/HIN: X0042779342

PLEASE NOTE: For security reasons it is important that you keep your SRN/HIN confidential.



010 000745

MR SAM SHAO SUE CHANG &  
MRS RUOH SHEUE CHANG  
<CHANG FAMILY S/F A/C>  
16 WALLACE STREET  
KINGSFORD NSW 2032

**Key Details**

**Payment date:** 1 September 2021  
**Record date:** 18 August 2021  
**SRN/HIN:** X\*\*\*\*\*9342

TFN/ABN RECEIVED AND RECORDED

**Quarterly dividend statement for the period ended 30 June 2021**

This dividend is 100% franked at the company tax rate of 30%.

Description	Dividend rate per share	Participating holding	Unfranked amount	Franked amount	Total amount	Franking credit
Ordinary Shares	\$0.09	400	\$0.00	\$36.00	\$36.00	\$15.43
<b>Net dividend amount:</b>					<b>\$36.00</b>	

**PAYMENT INSTRUCTIONS**

**ANZ BANK**

**BSB:** 012-012

**ACC:** \*\*\*\*\*8824 **ACCOUNT NAME:** MR SAM SHAO SUE CHANG + MRS RUOH

**PAYMENT REFERENCE NUMBER:** 001263616553

The payment has been made to the above account. If this account is not valid please turn over for instructions to update your details. Once your details have been updated, payment will be made within 4 weeks.

**Retain this statement to assist in preparing your tax return.**

# Payment Advice

# DICKER

D A T A

## DICKER DATA LIMITED

ABN: 95 000 969 362

MR SAM SHAO SUE CHANG & MRS RUOH SHEUE CHANG  
<CHANG FAMILY S/F A/C>  
16 WALLACE STREET  
KINGSFORD NSW  
2032

All Registry communications to:  
Dicker Data Limited  
Locked Bag A14, Sydney South, NSW 1235  
Telephone: +61 1300 554 474  
ASX Code: **DDR**  
Email: [registrars@linkmarketservices.com.au](mailto:registrars@linkmarketservices.com.au)  
Website: <http://www.linkmarketservices.com.au/>

## DIVIDEND STATEMENT

Reference No.: X\*\*\*\*\*9342  
Payment Date: 01 December 2021  
Record Date: 15 November 2021

Security Description	Dividend Rate per Share	Participating Shares	Unfranked Amount	Franked Amount	Total Payment	Franking Credit
DDR - FULLY PAID ORDINARY SHARES	\$0.09	1,000	\$0.00	\$90.00	\$90.00	\$38.57
		Less Withholding Tax			\$0.00	
		<b>Net Amount</b>			AUD 90.00	
		Represented By:				
		Direct Credit amount			AUD 90.00	

## BANKING INSTRUCTIONS

The amount of AUD 90.00 was deposited to the bank account detailed below:

ANZ BANK

MR SAM SHAO SUE CHANG + MRS RUOH  
BSB: 012-012 ACC: \*\*\*\*\*8824

DIRECT CREDIT REFERENCE NO.: 1269928073

## FRANKING INFORMATION

Franked Rate per Share	\$0.09
Franking Percentage	100%
Company Tax Rate	30%

The total amount together with the franking credit (if any) should be disclosed as assessable income in your Australian tax return.

**Note:** You may require this statement for taxation purposes. All investors should seek independent advice relevant to their own particular circumstances.

Please ensure your details are current by viewing and updating via the online service centre.



MR SAM SHAO SUE CHANG &  
MRS RUOH SHEUE CHANG  
<CHANG FAMILY S/F A/C>  
16 WALLACE STREET  
KINGSFORD NSW 2032

**Key Details**

**Payment date:** 1 March 2022  
**Record date:** 15 February 2022  
**SRN/HIN:** X\*\*\*\*\*9342

TFN/ABN RECEIVED AND RECORDED

**Quarterly dividend statement for the period ended 31 December 2021**

This dividend is 100% franked at the company tax rate of 30%.

Description	Dividend rate per share	Participating holding	Unfranked amount	Franked amount	Total amount	Franking credit
Ordinary Shares	\$0.15	1,850	\$0.00	\$277.50	\$277.50	\$118.93
<b>Net dividend amount:</b>					<b>\$277.50</b>	

**PAYMENT INSTRUCTIONS**

**ANZ BANK**

**BSB:** 012-012

**ACC:** \*\*\*\*\*8824 **ACCOUNT NAME:** MR SAM SHAO SUE CHANG + MRS RUOH

**PAYMENT REFERENCE NUMBER:** 001271566423

The payment has been made to the above account. If this account is not valid please turn over for instructions to update your details. Once your details have been updated, payment will be made within 4 weeks.

**Retain this statement to assist in preparing your tax return.**





MR SAM SHAO SUE CHANG &  
 MRS RUOH SHEUE CHANG  
 <CHANG FAMILY S/F A/C>  
 16 WALLACE STREET  
 KINGSFORD NSW 2032

**Key Details**

**Allotment date:** 1 June 2022  
**Record date:** 17 May 2022  
**SRN/HIN:** X\*\*\*\*\*9342

TFN/ABN RECEIVED AND RECORDED

**Quarterly dividend statement for the period ended 31 March 2022**

This dividend is 100% franked at the company tax rate of 30%.

Description	Dividend rate per share	Participating holding	Unfranked amount	Franked amount	Total amount	Franking credit
Ordinary Shares	\$0.13	2,650	\$0.00	\$344.50	\$344.50	\$147.64
<b>Net dividend amount:</b>					<b>\$344.50</b>	
Cash balance brought forward from your DRP account:					\$5.34	
Amount available for reinvestment:					\$349.84	
Cash reinvested has been applied to 27 shares at \$12.5246 per share:					\$338.16	
Cash balance carried forward in your DRP account:					\$11.68	
Number of shares held before the allotment:					2,650	
Number of shares allotted:					27	
*Number of shares held after the allotment:					2,677	

\*Note: The total number of shares held after the allotment detailed above does not include any ex dividend transfers registered after ex dividend date 16 May 2022, or any transfers registered since record date. Neither Dicker Data Limited nor Link Market Services Limited will be liable for any losses incurred by any person who relies on the holding shown without making their own adjustments for any transactions.

**Holding Statement**

Date	Transaction type	Increase	Decrease	Holding balance
	Opening Balance			2,650
01/06/2022	Dividend Plan Allotment	27		
	Closing Balance			2,677

For your convenience, you can update your details by visiting the Link Market Services Limited website at [www.linkmarketservices.com.au](http://www.linkmarketservices.com.au).  
 Please see overleaf for online login instructions.

**Retain this statement to assist in preparing your tax return.**



Fortescue Metals Group Ltd  
 ABN 57 002 594 872

All Registry communications to:  
 C/- Link Market Services Limited  
 Locked Bag A14, Sydney South NSW 1235  
 Telephone: +61 1300 733 136  
 ASX Code: FMG  
 Email: registrars@linkmarketservices.com.au  
 Website: www.linkmarketservices.com.au

010 007884

MR SAM SHAO SUE CHANG &  
 MRS RUOH SHEUE CHANG  
 <CHANG FAMILY S/F A/C>  
 16 WALLACE STREET  
 KINGSFORD NSW 2032

## Dividend Statement

**Payment date:** 30 September 2021  
**Record date:** 7 September 2021  
**Reference No.:** X\*\*\*\*\*9342  
**TFN/ABN Status:** Quoted

Dear Shareholder,

The details below relate to a final dividend, for 2 dollars and 11 cents, for the year ended 30 June 2021, payable on ordinary shares entitled to participate in the dividend at the record date.

This dividend is 100% franked at the company tax rate of 30%.

Description	Dividend rate per share	Participating holding	Unfranked amount \$	Franked amount \$	Total amount \$	Franking credit \$
Ordinary Shares	\$2.11	400	\$0.00	\$844.00	\$844.00	\$361.71
<b>Net amount:</b>					<b>\$844.00</b>	

Please refer to the back of this statement for instructions to elect to receive your dividend statements via email. We strongly encourage you to receive all correspondence via email in order to help the environment and reduce printing and mailing costs. Note you can also update other details.

### BANKING INSTRUCTIONS

ANZ BANK  
 BSB: 012-012 ACC: \*\*\*\*\*8824  
 MR SAM SHAO SUE CHANG + MRS RUOH  
 DIRECT CREDIT REFERENCE NUMBER.: 001267426976

A payment has been made into the above account. If this account is not valid please turn over for instructions to update your details. Once your details have been updated, a payment will be made within four weeks.

**Taxation Statement:** The total amount together with the franking credit should be disclosed as assessable income in your tax return. Please retain this statement for taxation purposes as a charge may be levied for replacement.

**Change of address:** Issuer sponsored investors, please advise promptly in writing of any change in your address. Broker sponsored investors (ie. your reference number begins with "X") you must advise your change of address to your broker.



MR SAM SHAO SUE CHANG &  
MRS RUOH SHEUE CHANG  
<CHANG FAMILY S/F A/C>  
16 WALLACE STREET  
KINGSFORD NSW 2032

### Key Details

**Payment date:** 28 June 2022  
**Record date:** 25 May 2022  
**SRN/HIN:** X\*\*\*\*\*9342  
US TAX FORM NOT LODGED

### Dividend for the period ended 31 March 2022

Description	Rate per CDI	Participating CDIs	Unfranked amount	Franked amount	Total amount	Franking credit
CDIs	US\$0.0209	6,000	\$125.40	\$0.00	\$125.40	\$0.00
<b>Less withholding tax:</b>					<b>US\$37.62</b>	
<b>Net dividend amount:</b>					<b>US\$87.78</b>	
<b>Converted amount:</b>					<b>A\$122.96</b>	

Currency Conversion Rate  
US\$1.00 = A\$1.400756

A US withholding tax rate of 30% has been applied to this payment.

### PAYMENT INSTRUCTIONS

ANZ BANK

BSB: 012-012

ACC: \*\*\*\*\*8824 ACCOUNT NAME: MR SAM SHAO SUE CHANG + MRS RUOH

PAYMENT REFERENCE NUMBER: 001278572204

The payment has been made into the above account. If this account is not valid please turn over for instructions to update your details. Once your details have been updated, payment will be made within 4 weeks.

**Retain this statement to assist in preparing your tax return.**

 **Online:**  
www.computershare.com.au/easyupdate/JHG

 **By Mail:**  
Computershare Investor Services Pty Limited  
GPO Box 2975 Melbourne  
Victoria 3001 Australia

**Enquiries:**  
(within Australia) 1300 137 981  
(within New Zealand) 0800 888 017  
(outside Australia) +61 3 9415 4081

**Holder Identification Number (HIN)**

**X 0042779342**

ASX Code	JHG
Record Date	14 February 2022
Payment Date	28 February 2022
Direct Credit Reference No.	821147

001478 010 JHG



MR SAM SHAO SUE CHANG &  
MRS RUOH SHEUE CHANG  
<CHANG FAMILY S/F A/C>  
16 WALLACE STREET  
KINGSFORD NSW 2032

## Fourth Quarter Dividend for the period ended 31 December 2021

Dear Shareholder,

The Directors of Janus Henderson Group plc declared a fourth quarter dividend of 38 US cents per ordinary share for the period ended 31 December 2021, payable on 28 February 2022. For holders of CHESS Depository Interests (CDIs), the A\$ equivalent will be 53.0708 cents per CDI. The payment is paid on shares held on the Record Date, 14 February 2022.

Class Description	Amount per CDI	Number of CDIs	Gross Payment \$
CDIs	A\$0.530708	150	\$79.61
<b>Net Payment</b>			<b>\$79.61</b>

**Note 1:** You should retain this statement to assist you in preparing your tax return.

**Note 2:** If you require your payment to be re-issued, you may be charged an administrative fee which will be deducted from your payment.

### Your Payment Instruction

ANZ INTERNET TRADING NSW  
BSB: 012-012 Account number: 492688824

**Amount Deposited**

**AUD\$79.61**

If payment cannot be made to the above instruction, a cheque will be forwarded to your registered address.

# Dividend Payments

## Magellan Financial Group Limited

MR SAM SHAO SUE CHANG &  
MRS RUOH SHEUE CHANG  
<CHANG FAMILY S/F A/C>  
16 WALLACE STREET  
KINGSFORD NSW 2032

Security	Date	Method	No. of Securities	Dividend (\$)	Franking (\$)	Imputed Credit (\$)	Unfranked (\$)	Tax (\$)	Net Dividend (\$)	Exchange Rate	Cash Payment	Payment ID	Receipt Currency	Status
Fully Paid Ordinary Shares	08-Mar-2022	EFT	600	660.60	495.45	212.34	165.15	0.00	660.60	1.0000	660.60	220687912	AUD	Initial
Fully Paid Ordinary Shares	23-Sep-2021	EFT	180	205.38	154.04	66.02	51.34	0.00	205.38	1.0000	205.38	216149572	AUD	Initial

MR SAM SHAO SUE CHANG &  
MRS RUOH SHEUE CHANG  
<CHANG FAMILY S/F A/C>  
16 WALLACE STREET  
KINGSFORD NSW 2032

**Reference Number:** S00018262274

**TFN/ABN Status:** Quoted

**Subregister:** CHES

**Record Date:** 24/08/2021

**Payment Date:** 23/09/2021

## Dividend Statement

**Payment Description:** Final Dividend for period ended 30 June 2021

**Security Class:** Fully Paid Ordinary Shares

**ASX Code:** MFG

Number of shares held at Record Date	Dividend Rate per share	Gross Dividend (AUD)	Withholding Tax <sup>1</sup> (AUD)	Net Dividend (AUD)	Franked Amount <sup>2</sup> (AUD)	Unfranked Amount <sup>3</sup> (AUD)	Franking Credit <sup>2</sup> (AUD)
180	114.1 cents	\$205.38	Nil	\$205.38	\$154.04	\$51.34	\$66.02

A partially franked total dividend of 114.1 cents per share comprising a Final Dividend of 102.6 cents per share and a Performance Fee Dividend of 11.5 cents per share.

- This withholding tax applies to you if the dividend amount is partially or totally unfranked and you are a:
  - resident of Australia and your TFN or ABN has not been recorded by the share registry. TFN withholding tax is deducted from the gross unfranked portion of the dividend at the highest marginal tax rate applying to personal income; or
  - non-resident of Australia. Non-resident withholding tax (30%) is deducted from the gross unfranked portion of the dividend unless you are a resident of a country which has entered into a Double Taxation Agreement with Australia. In that case a lower rate (generally 15%) may apply.
- This dividend is 75% franked and the franking credit has been calculated at the rate of 30%.
- The unfranked portion of this dividend excludes Conduit Foreign Income, therefore non-resident tax is applicable.

To update your TFN, bank account and other details, please log onto [www.investorserve.com.au](http://www.investorserve.com.au), call Boardroom Pty Limited on 1300 005 016 (within Australia), or call +61 2 9290 9600 (outside Australia) or email [magellan@boardroomlimited.com.au](mailto:magellan@boardroomlimited.com.au).

## Direct Credit Instruction

The total net payment has been paid in accordance with your instructions as shown below:

<b>Bank Domicile:</b>	AUS	<b>Receipt Currency:</b>	AUD
<b>Bank Account Type:</b>	Domestic	<b>Amount Deposited:</b>	205.38
<b>Bank Code:</b>	012-012		
<b>Account Number:</b>	*****824		
<b>Account Name:</b>	MR SAM SHAO SUE CHANG + MRS RUOH		
<b>Exchange Rate:</b>	N/A		

Please check the above details are correct and the payment has been credited to your account.

**Please retain this statement for taxation purposes**

MR SAM SHAO SUE CHANG &  
MRS RUOH SHEUE CHANG  
<CHANG FAMILY S/F A/C>  
16 WALLACE STREET  
KINGSFORD NSW 2032

**Reference Number:** S00018262274  
**TFN/ABN Status:** Quoted  
**Subregister:** CHES  
**Record Date:** 24/02/2022  
**Payment Date:** 08/03/2022

## Dividend Statement

**Payment Description:** Interim Dividend for period ended 31 December 2021

**Security Class:** Fully Paid Ordinary Shares

**ASX Code:** MFG

Number of shares held at Record Date	Dividend Rate per share	Gross Dividend (AUD)	Withholding Tax <sup>1</sup> (AUD)	Net Dividend (AUD)	Franked Amount <sup>2</sup> (AUD)	Unfranked Amount <sup>3</sup> (AUD)	Franking Credit <sup>2</sup> (AUD)
600	110.1 cents	\$660.60	Nil	\$660.60	\$495.45	\$165.15	\$212.34

- This withholding tax applies to you if the dividend amount is partially or totally unfranked and you are a:
  - resident of Australia and your TFN or ABN has not been recorded by the share registry. TFN withholding tax is deducted from the gross unfranked portion of the dividend at the highest marginal tax rate applying to personal income; or
  - non-resident of Australia. Non-resident withholding tax (30%) is deducted from the gross unfranked portion of the dividend unless you are a resident of a country which has entered into a Double Taxation Agreement with Australia. In that case a lower rate (generally 15%) may apply.
- This dividend is 75% franked and the franking credit has been calculated at the rate of 30%.
- The unfranked portion of this dividend excludes Conduit Foreign Income, therefore non-resident tax is applicable.

To update your TFN, bank account and other details, please log onto [www.investorserve.com.au](http://www.investorserve.com.au), call Boardroom Pty Limited on 1300 005 016 (within Australia), or call +61 2 9290 9600 (outside Australia) or email [magellan@boardroomlimited.com.au](mailto:magellan@boardroomlimited.com.au).

## Direct Credit Instruction

The total net payment has been paid in accordance with your instructions as shown below:

<b>Bank Domicile:</b>	AUS	<b>Receipt Currency:</b>	AUD
<b>Bank Account Type:</b>	Domestic	<b>Amount Deposited:</b>	660.60
<b>Bank Code:</b>	012-012		
<b>Account Number:</b>	*****824		
<b>Account Name:</b>	MR SAM SHAO SUE CHANG + MRS RUOH		
<b>Exchange Rate:</b>	N/A		

Please check the above details are correct and the payment has been credited to your account.

**Please retain this statement for taxation purposes**

**PLEASE SEE OVERLEAF FOR IMPORTANT INFORMATION ON RECEIVING ELECTRONIC CHES STATEMENTS**

Dear Shareholder

Please find enclosed details of your dividend for the half year ended 30 June 2021.

For the six months ended 30 June 2021, the Board of Directors declared a total dividend of 114.1 cents per share (franked at 75%). The dividend payment comprises:

- A Final Dividend of 102.6 cents per share; and
- A Performance Fee Dividend of 11.5 cents per share.

The Performance Fee Dividend of 11.5 cents per share relates to the crystallised performance fees that Magellan earned in the 2021 financial year.

The Board of Directors also announced the introduction of a dividend reinvestment plan (DRP). If you would like to participate in the DRP for future dividends, you can log on as a registered user to [www.investorserve.com.au](http://www.investorserve.com.au), click on "Payment Instructions" and then "Reinvestments & Donations".

A copy of our 2021 Annual Report can be found on our website and we would encourage you to visit our Full Year Results Centre which brings together our key Full Year results documentation, along with recent business and investing insights. This can be found at: [www.magellangroup.com.au/mfg-results-centre](http://www.magellangroup.com.au/mfg-results-centre)

Thank you for your ongoing interest and support of Magellan Financial Group Limited.

Your sincerely

Hamish M Douglass  
**Chairman**  
September 2021



**ASX RELEASE DATED 17 August 2021:**

**Magellan Financial Group Limited  
Full year results for the period ended 30 June 2021**

- **Average funds under management up 9% to \$103.7 billion**
- **Profit before tax and performance fees of the Funds Management business up 10% to \$526.6 million**
- **Adjusted net profit after tax and before associates up 4% to \$454.4 million**
- **114.1 cents per share dividend declared for six months to 30 June 2021**
- **Total dividends for the year of 211.2 cents per share**

<b>Results summary</b>	<b>FY2021</b>	<b>FY2020</b>	<b>Change</b>
Average funds under management (\$ billions)	103.7	95.5	9%
Profit before tax and performance fees of the Funds Management business (\$ millions)	526.6	477.0	10%
Net profit after tax (\$ millions)	265.2	396.2	(33%)
Adjusted net profit after tax and before associates (\$ millions)	454.4	438.3	4%
Adjusted net profit after tax (\$ millions)	412.7	438.3	(6%)
Adjusted diluted earnings per share (cents per share)	225.0	241.5	(7%)
Total dividends (cents per share)	211.2	214.9	(2%)

Brett Cairns, CEO, said: "The 2021 financial year has been a very busy and productive one for Magellan with the completion of a number of important initiatives that we believe will add meaningfully to Magellan's value, diversity and resilience over time.

Our funds management business continues to perform strongly. During the period Magellan saw a 9% growth in average funds under management to \$103.7 billion. Profit before tax and performance fees of our funds management business increased 10% to \$526.6 million, reflecting the increase in average funds under management and cost efficiencies.

We were also very pleased to launch a number of new funds and strategic initiatives during the period. These include the MFG Core Series, Magellan Sustainable Fund and Magellan **FuturePay**, all of which we believe uniquely address a market need and are well positioned for the future.

Further, we are delighted with Magellan Capital Partners' three new strategic investments. FinClear, Guzman y Gomez and Barrenjoey Capital Partners have all performed strongly over the year and we are excited by their future prospects."

**Establishment of dividend reinvestment plan**

Magellan also today announced the establishment of a dividend reinvestment plan (DRP) to enable shareholders to reinvest all or part of their dividends at a small discount to market price with no brokerage charges.

The DRP will be in operation for the Final and Performance Fee Dividend declared for the six months ended 30 June 2021 of 114.1 cents per share. The DRP issue price will be set at a 1.5% discount calculated in accordance with the DRP Rules.

Shareholders will be sent an election notice in the coming days and will have until 7 September 2021 to elect to participate in the DRP for the Final and Performance Fee Dividend.

Below is the timetable for the upcoming dividend:

Ex-Dividend Date	23 August 2021
Record Date	24 August 2021
Last Date for DRP Elections	7 September 2021
Pricing Period	9 September to 24 September 2021
Cash Payment Date	23 September 2021
Issue Date under the DRP	30 September 2021

### **About Magellan**

Magellan Financial Group is a specialist funds management business established in 2006 and based in Sydney, Australia. Magellan's core operating subsidiary, Magellan Asset Management Limited, manages approximately \$117 billion of funds under management at 31 July 2021 across its global equities, global listed infrastructure and Australian equities strategies for retail, high net worth and institutional investors and employs over 130 staff globally. Magellan is listed on the Australian Securities Exchange (ASX Code: MFG) and has a market capitalisation of approximately \$9 billion. Further information can be obtained from [www.magellangroup.com.au](http://www.magellangroup.com.au).

010 002859

MR SAM SHAO SUE CHANG &  
MRS RUOH SHEUE CHANG  
<CHANG FAMILY S/F A/C>  
16 WALLACE STREET  
KINGSFORD NSW 2032

**Key Details**

**Payment date:** 29 September 2021  
**Record date:** 7 September 2021  
**SRN/HIN:** X\*\*\*\*\*9342  
TFN/ABN RECEIVED AND RECORDED

**Final dividend statement for the year ended 30 June 2021**

This dividend is 100% franked at the company tax rate of 30%.

Description	Dividend rate per share	Participating holding	Unfranked amount	Franked amount	Total amount	Franking credit
Fully Paid Ordinary Shares	A\$0.095	750	\$0.00	\$71.25	\$71.25	\$30.54
				<b>Less withholding tax:</b>	<b>\$0.00</b>	
				<b>Net dividend amount:</b>	<b>\$71.25</b>	

**PAYMENT INSTRUCTIONS**

**ANZ BANK**

**BSB:** 012-012

**ACC:** \*\*\*\*\*8824 **ACCOUNT NAME:** MR SAM SHAO SUE CHANG + MRS RUOH

**PAYMENT REFERENCE NUMBER:** 001267628554

The payment has been made to the above account. If this account is not valid please turn over for instructions to update your details. Once your details have been updated, payment will be made within four weeks.

**Retain this statement to assist in preparing your tax return.**



OUR SUPPORT. YOUR SUCCESS.

PRO MEDICUS LIMITED  
ABN 25 006 194 752

All Registry communications to:  
Link Market Services Limited  
Locked Bag A14  
Sydney South NSW 1235 Australia  
Telephone: +61 1300 554 474  
Outside Australia: +61 2 8767 1000  
ASX Code: PME

Email: [registrars@linkmarketservices.com.au](mailto:registrars@linkmarketservices.com.au)  
Website: [www.linkmarketservices.com.au](http://www.linkmarketservices.com.au)



010 001077

MR SAM SHAO SUE CHANG &  
MRS RUOH SHEUE CHANG  
<CHANG FAMILY S/F A/C>  
16 WALLACE STREET  
KINGSFORD NSW 2032

#### Key Details

Payment date: 1 October 2021  
Record date: 10 September 2021  
SRN/HIN: X\*\*\*\*\*9342  
TFN/ABN RECEIVED AND RECORDED

### Final dividend statement for the six months ended 30 June 2021

This dividend is 100% franked at the company tax rate of 30%.

Description	Dividend rate per share	Participating holding	Unfranked amount	Franked amount	Total amount	Franking credit
Ordinary Shares	\$0.08	200	\$0.00	\$16.00	\$16.00	\$6.86
Net dividend amount:					\$16.00	

#### PAYMENT INSTRUCTIONS

##### ANZ BANK

BSB: 012-012

ACC: \*\*\*\*\*8824 ACCOUNT NAME: MR SAM SHAO SUE CHANG + MRS RUOH

PAYMENT REFERENCE NUMBER: 001267676964

The payment has been made into the above account. If this account is not valid please turn over for instructions to update your details. Once your details have been updated, payment will be made within 4 weeks.

Retain this statement to assist in preparing your tax return.



004673 000 RMD



MR SAM SHAO SUE CHANG &  
MRS RUOH SHEUE CHANG  
<CHANG FAMILY S/F A/C>  
16 WALLACE STREET  
KINGSFORD NSW 2032

### Update your information:

**Online:**  
[www.investorcentre.com/au/contact](http://www.investorcentre.com/au/contact)

**By Mail:**  
Computershare Investor Services Pty Limited  
GPO Box 2975 Melbourne  
Victoria 3001 Australia

### Enquiries:

(within Australia) 1300 850 505  
(international) +61 3 9415 4000

### Holder Identification Number (HIN)

**X 0042779342**

ASX Code	RMD
Record Date	11 November 2021
Payment Date	16 December 2021
Direct Credit Reference No.	811541

## 2021 December Quarter Dividend

Dear Shareholder,

The payment below represents a quarterly dividend and is paid at a rate of US\$0.042 per fully paid CDI registered in your name as at the record date of 11 November 2021. Holders of CDIs receive an Australian dollar amount equivalent to US\$0.42 per US common stock, based on the USD:AUD exchange rate on the record date (US\$0.7294 = AU\$1.00) and reflecting the 10:1 ratio between CDIs and US common stock.

Class Description	Amount per Security	Number of Securities	Total Payment
CDI	US\$0.042	250	US\$10.50
		<b>Non-Resident Withholding Tax</b>	<b>US\$3.15</b>
		<b>Net Payment</b>	<b>US\$7.35</b>
		<b>Converted Net Payment</b>	<b>AU\$10.08</b>

To assist with our commitment to the environment, we encourage you to update your preferences to receive all forms of communication via email.

You may be eligible for a reduced rate of withholding tax (15% for Australian tax residents) for future dividends by completing a US tax form (W8) which can be found at [au.digital.computershare.com/W8Ben](http://au.digital.computershare.com/W8Ben)

**Note:** You should retain this statement to assist you in preparing your tax return.

## Your Payment Instruction

ANZ INTERNET TRADING NSW  
BSB: 012-012  
Account Number: 492688824

Amount Deposited

**AU\$10.08**



WASHINGTON H SOUL PATTINSON AND COMPANY LIMITED  
 ABN 49 000 002 728

004026 010 SOL



MR SAM SHAO SUE CHANG &  
 MRS RUOH SHEUE CHANG  
 <CHANG FAMILY S/F A/C>  
 16 WALLACE STREET  
 KINGSFORD NSW 2032

**Update your Information:**

**Online:**  
[www.computershare.com.au/easyupdate/SOL](http://www.computershare.com.au/easyupdate/SOL)

**By Mail:**  
 Computershare Investor Services Pty Limited  
 GPO Box 2975 Melbourne  
 Victoria 3001 Australia

**Enquiries:**

(within Australia) 1300 855 080  
 (international) +61 3 9415 4000

**Holder Identification Number (HIN)**

**X 0042779342**

ASX Code	SOL
Record Date	22 November 2021
Payment Date	14 December 2021
Direct Credit Reference No.	817764

**2021 Final Dividend**

Dear Shareholder,

The payment below represents a final dividend of 36 cents per share for the period ended 31 July 2021. This dividend is paid on the number of shares registered in your name and entitled to participate as at the record date of 22 November 2021. This payment is 100% franked at the corporate tax rate of 30%.

Please register at [www.computershare.com.au/easyupdate/sol](http://www.computershare.com.au/easyupdate/sol) in order to update your TFN, bank account and other details online.

Ida Lawrance  
 Company Secretary

Class Description	Amount per Share	Number of Shares	Franked Amount	Unfranked Amount	Gross Payment
Ordinary Shares	36 cents	200	\$72.00	\$0.00	\$72.00
				<b>Net Payment</b>	<b>\$72.00</b>
				Franking Credit	\$30.86

**Note 1:** You should retain this statement to assist you in preparing your tax return.

**Note 2:** If you require your payment to be re-issued, you may be charged an administrative fee which will be deducted from your payment.

**Your Payment Instruction**

ANZ INTERNET TRADING NSW  
 BSB: 012-012 Account number: 492688824

**Amount Deposited**  
**AUD\$72.00**



WASHINGTON H SOUL PATTINSON AND COMPANY LIMITED  
 ABN 49 000 002 728

004918 000 SOL



MR SAM SHAO SUE CHANG &  
 MRS RUOH SHEUE CHANG  
 <CHANG FAMILY S/F A/C>  
 16 WALLACE STREET  
 KINGSFORD NSW 2032

## Update your information:

**Online:**  
[www.computershare.com.au/easyupdate/SOL](http://www.computershare.com.au/easyupdate/SOL)

**By Mail:**  
 Computershare Investor Services Pty Limited  
 GPO Box 2975 Melbourne  
 Victoria 3001 Australia

## Enquiries:

(within Australia) 1300 855 080  
 (international) +61 3 9415 4000

## Holder Identification Number (HIN)

**X 0042779342**

ASX Code	SOL
Record Date	21 April 2022
Payment Date	13 May 2022
Direct Credit Reference No.	818031

## 2022 Interim Dividend

Dear Shareholder,

The payment below represents an interim dividend of 29 cents per share for the period ended 31 January 2022. This dividend is paid on the number of shares registered in your name and entitled to participate as at the record date of 21 April 2022. This payment is 100% franked at the corporate tax rate of 30%.

Please register at [www.computershare.com.au/easyupdate/sol](http://www.computershare.com.au/easyupdate/sol) in order to update your TFN, bank account and other details online.

Ida Lawrance  
 Company Secretary

Class Description	Amount per Share	Number of Shares	Franked Amount	Unfranked Amount	Gross Payment
Ordinary Shares	29 cents	300	\$87.00	\$0.00	\$87.00
<b>Net Payment</b>					<b>\$87.00</b>
Franking Credit					\$37.29

**Note 1:** You should retain this statement to assist you in preparing your tax return.

**Note 2:** If you require your payment to be re-issued, you may be charged an administrative fee which will be deducted from your payment.

## Your Payment Instruction

ANZ INTERNET TRADING NSW  
 BSB: 012-012 Account number: 492688824

**Amount Deposited**

**AUD\$87.00**

# Payment Advice



## TELSTRA GROUP LIMITED

ABN: 56 650 620 303

MR SAM SHAO SUE CHANG & MRS RUOH SHEUE CHANG  
<CHANG FAMILY S/F A/C>  
16 WALLACE STREET  
KINGSFORD NSW  
2032

All Registry communications to:  
TELSTRA GROUP LIMITED  
PO Box A942 SYDNEY SOUTH NSW 1234  
Telephone: 1300 88 66 77  
ASX Code: **TLS**  
Email: [telstra@linkmarketservices.com.au](mailto:telstra@linkmarketservices.com.au)  
Website: [www.linkmarketservices.com.au](http://www.linkmarketservices.com.au)

## DIVIDEND STATEMENT

Reference No.: X\*\*\*\*\*9342  
Payment Date: 01 April 2022  
Record Date: 03 March 2022

Security Description	Dividend Rate per Share	Participating Shares	Unfranked Amount	Franked Amount	Total Payment	Franking Credit
TLS - FULLY PAID ORDINARY SHARES	\$0.08	2,000	\$0.00	\$160.00	\$160.00	\$68.57
		Less Withholding Tax			\$0.00	
		<b>Net Amount</b>			AUD 160.00	
		Represented By:				
		Dividend Reinvestment Plan amount			AUD 160.00	
<b>DIVIDEND REINVESTMENT PLAN</b>		Amount available from this payment:			\$160.00	
		Total amount available for reinvestment:			\$160.00	
		Cost of shares allotted at <b>\$3,8629</b> / share:			\$158.38	
		Number of shares allotted:			41	
		Residual balance donated to Charity:			\$1.62	
<b>HOLDING BALANCE</b>		Total shares after allotment:			2,041	

These shares were allotted under the terms and conditions of the Reinvestment Plan.

Note: The shares after allotment detailed above does not include any ex dividend transactions registered after the ex dividend date or any transactions registered since the record date. Neither the Issuer nor Link Market Services Limited will be liable for any losses incurred by any person who relies on the holding shown without making their own adjustments for any transactions.

FRANKING INFORMATION	Franked Rate per Share	Franking Percentage	Company Tax Rate
	\$0.08	100%	30%

The interim dividend for the period ended 31 December 2021 is comprised of an interim ordinary dividend of 6 cents per share and an interim special dividend of 2 cents per share, both fully franked at the company tax rate of 30%.

The total amount together with the franking credit (if any) should be disclosed as assessable income in your Australian tax return.

Telstra is pleased to advise that the residual balance has been donated to The Alannah & Madeline Foundation (ABN 96 5141 158 10) on your behalf. The Alannah & Madeline Foundation's mission is to keep children safe from violence. Further information is available at [amf.org.au](http://amf.org.au). If your donation is more than \$2 you can claim this amount as a tax deduction in your income tax return.


**Note: You may require this statement for taxation purposes. All investors should seek independent advice relevant to their own particular circumstances.**

Please ensure your details are current by viewing and updating via the online service centre.



**Private and Confidential**

002802 000 WES



MR SAM SHAO SUE CHANG &  
 MRS RUOH SHEUE CHANG  
 <CHANG FAMILY S/F A/C>  
 16 WALLACE STREET  
 KINGSFORD NSW 2032

**Holder Identification Number (HIN)**

**X 0042779342**

Record Date	23 February 2022
Payment Date	30 March 2022
TFN/ABN Status	Quoted
ASX Code	WES

**Interim Dividend**

The statement below represents your interim dividend for the half-year ended 31 December 2021. The dividend is fully-franked (100 per cent) for Australian income tax purposes at the corporate tax rate of 30 per cent.

Class Description	Amount per Security	Number of Securities	Franked Amount	Unfranked Amount	Gross Payment	Franking Credit
Ordinary Shares	A\$0.80	375	A\$300.00	A\$0.00	A\$300.00	A\$128.57
<b>Total</b>			<b>A\$300.00</b>	<b>A\$0.00</b>	<b>A\$300.00</b>	<b>A\$128.57</b>
<b>Net Payment</b>					<b>A\$300.00</b>	

**Important Notes**

- You should retain this statement to assist you in preparing your tax return.
- Shareholders should obtain their own professional advice on the tax implications of this dividend.

**Non-Resident Shareholders**

The Franked Amount is not subject to withholding tax.  
 New Zealand imputation credits are not attached to this dividend.

**Dividend Investment Plan (DIP) Details**

Cash balance brought forward from the previous dividend	A\$0.00
Net payment available for investment in accordance with your instructions	A\$300.00
<b>Total available for investment</b>	<b>A\$300.00</b>
Less amount applied to the allotment of 6 ordinary shares at A\$49.2828 per share	A\$295.70
Cash balance carried forward to next dividend	A\$4.30
<b>Ordinary Shares (ORD)</b>	
Number of participating ORD shares held as at 24 February 2022	375
Number of non-participating ORD shares held as at 24 February 2022	0
Add ORD shares allotted on 30 March 2022	6
<b>Total number of ORD shares held*</b>	<b>381</b>

\*The number of shares held may differ from your current shareholding if you have purchased or sold shares after 22 February 2022. Computershare Investor Services Pty Limited and Wesfarmers Limited will not be liable for any losses incurred by any person who relies on the number of shares held shown above without making their own adjustments for any further transactions.

MR SAM SHAO SUE CHANG &  
MRS RUOH SHEUE CHANG  
<CHANG FAMILY S/F A/C>  
16 WALLACE STREET  
KINGSFORD NSW 2032

Holder Identification Number (HIN): X\*\*\*\*\*9342

TFN/ABN Status: Quoted

Subregister: CHES

Record Date: 19/10/2021

Payment Date: 29/10/2021

Reference Number: S00018262274

## Dividend Statement

Payment Description: Final Dividend for period ended 30 June 2021

Security Class: Fully Paid Ordinary Shares

ASX Code: WLE

No. of shares participating at Record Date	Dividend Rate per share	Gross Dividend	Withholding Tax <sup>1</sup>	Net Dividend	Franked Amount <sup>2</sup>	Unfranked Amount	Franking Credit <sup>3</sup>
6,800	3.5 cents	\$238.00	Nil	\$238.00	\$238.00	Nil	\$102.00

- This withholding tax applies to you if the dividend amount is partially or totally unfranked and you are a:
  - resident of Australia and your TFN or ABN has not been recorded by the share registry. TFN withholding tax is deducted from the gross unfranked portion of the dividend at the highest marginal tax rate applying to personal income; or
  - non-resident of Australia. Non-resident withholding tax (30%) is deducted from the gross unfranked portion of the dividend unless you are a resident of a country which has entered into a Double Taxation Agreement with Australia. In that case a lower rate (generally 15%) may apply.
- This dividend is 100% franked.
- The franking credit has been calculated at the rate of 30%.

## WAM Leaders Limited (ASX Code: WLE) Dividend Reinvestment Plan (DRP) Statement

Cash fraction brought forward	Nil
Net dividend available for reinvestment	\$238.00
<b>Total available for reinvestment</b>	<b>\$238.00</b>
DRP issue price (No Discount)	\$1.48259
Total amount applied to new shares	\$238.70
Cash balance carried forward to next payment	Nil
Number of shares held as at Record Date	6,800
Number of new shares allotted on 29/10/2021	161 (Rounded up or down to the nearest whole share)
<b>Total shares after allotment<sup>1</sup></b>	<b>6,961</b>

- The Total shares after allotment/Total number of shares now held figure was derived by adding the number of shares at Record Date with the number of shares allotted in the DRP. It does not include any ex dividend transactions registered during the period between the ex dividend date and the date of this advice. Neither the Issuer nor Boardroom Pty Limited will be liable for any losses that are incurred by a person who relies on the holding shown without making their own adjustments for any transactions.

Please retain this statement for taxation purposes

MR SAM SHAO SUE CHANG &  
MRS RUOH SHEUE CHANG  
<CHANG FAMILY S/F A/C>  
16 WALLACE STREET  
KINGSFORD NSW 2032

Holder Identification Number (HIN): X\*\*\*\*\*9342

TFN/ABN Status: Quoted

Subregister: CHES

Record Date: 14/04/2022

Payment Date: 29/04/2022

Reference Number: S00018262274

## Dividend Statement

Payment Description: Interim Dividend for period ended 31 December 2021

Security Class: Fully Paid Ordinary Shares

ASX Code: WLE

No. of shares participating at Record Date	Dividend Rate per share	Gross Dividend	Withholding Tax <sup>1</sup>	Net Dividend	Franked Amount <sup>2</sup>	Unfranked Amount	Franking Credit <sup>3</sup>
6,500	4 cents	\$260.00	Nil	\$260.00	\$260.00	Nil	\$111.43

- This withholding tax applies to you if the dividend amount is partially or totally unfranked and you are a:
  - resident of Australia and your TFN or ABN has not been recorded by the share registry. TFN withholding tax is deducted from the gross unfranked portion of the dividend at the highest marginal tax rate applying to personal income; or
  - non-resident of Australia. Non-resident withholding tax (30%) is deducted from the gross unfranked portion of the dividend unless you are a resident of a country which has entered into a Double Taxation Agreement with Australia. In that case a lower rate (generally 15%) may apply.
- This dividend is 100% franked.
- The franking credit has been calculated at the rate of 30%.

## WAM Leaders Limited (ASX Code: WLE) Dividend Reinvestment Plan (DRP) Statement

Cash fraction brought forward	Nil
Net dividend available for reinvestment	\$260.00
<b>Total available for reinvestment</b>	<b>\$260.00</b>
DRP issue price (No Discount)	\$1.54311
Total amount applied to new shares	\$259.24
Cash balance carried forward to next payment	Nil
Number of shares held as at Record Date	6,500
Number of new shares allotted on 29/04/2022	168 (Rounded up or down to the nearest whole share)
<b>Total shares after allotment<sup>1</sup></b>	<b>6,668</b>

- The Total shares after allotment/Total number of shares now held figure was derived by adding the number of shares at Record Date with the number of shares allotted in the DRP. It does not include any ex dividend transactions registered during the period between the ex dividend date and the date of this advice. Neither the Issuer nor Boardroom Pty Limited will be liable for any losses that are incurred by a person who relies on the holding shown without making their own adjustments for any transactions.

Please retain this statement for taxation purposes



MR SAM SHAO SUE CHANG &  
MRS RUOH SHEUE CHANG  
<CHANG FAMILY S/F A/C>  
16 WALLACE STREET  
KINGSFORD NSW 2032

**Holder Identification Number (HIN):** X\*\*\*\*\*9342  
**TFN/ABN Status:** Quoted  
**Subregister:** CHES  
**Record Date:** 12/10/2021  
**Payment Date:** 22/10/2021  
**Reference Number:** S00018262274

## Dividend Statement

**Payment Description:** Final dividend for period ended 30 June 2021

**Security Class:** Fully Paid Ordinary Shares

**ASX Code:** WMI

No. of shares participating at Record Date	Dividend Rate per share <sup>1</sup>	Gross Dividend	Withholding Tax <sup>2</sup>	Net Dividend	Franked Amount <sup>1</sup>	Unfranked Amount	Franking Credit <sup>3</sup>
4,000	8 cents	\$320.00	Nil	\$320.00	\$320.00	Nil	\$137.14

- This dividend is made up of a 4 cents ordinary dividend and a 4 cents special dividend which are both 100% franked.
- This withholding tax applies to you if the dividend amount is partially or totally unfranked and you are a:
  - resident of Australia and your TFN or ABN has not been recorded by the share registry. TFN withholding tax is deducted from the gross unfranked portion of the dividend at the highest marginal tax rate applying to personal income; or
  - non-resident of Australia. Non-resident withholding tax (30%) is deducted from the gross unfranked portion of the dividend unless you are a resident of a country which has entered into a Double Taxation Agreement with Australia. In that case a lower rate (generally 15%) may apply.
- The franking credit has been calculated at the rate of 30%.

## WAM Microcap Limited (ASX Code: WMI) Dividend Reinvestment Plan (DRP) Statement

Cash fraction brought forward	Nil
Net dividend available for reinvestment	\$320.00
<b>Total available for reinvestment</b>	<b>\$320.00</b>
DRP issue price (Discount of 2.5%)	\$2.00471
Total amount applied to new shares	\$320.75
Cash balance carried forward to next payment	Nil
Number of shares held as at Record Date	4,000
Number of new shares allotted on 22/10/2021	160 (Rounded up or down to the nearest whole share)
<b>Total shares after allotment<sup>1</sup></b>	<b>4,160</b>

- The Total shares after allotment/Total number of shares now held figure was derived by adding the number of shares at Record Date with the number of shares allotted in the DRP. It does not include any ex dividend transactions registered during the period between the ex dividend date and the date of this advice. Neither the Issuer nor Boardroom Pty Limited will be liable for any losses that are incurred by a person who relies on the holding shown without making their own adjustments for any transactions.

Please retain this statement for taxation purposes

# Chang Family Super Fund Interest Reconciliation Report

For The Period 01 July 2021 - 30 June 2022

Date	Payment Amount	Gross Interest	TFN Withheld	Foreign Income	Foreign Credits
<b>Bank Accounts</b>					
ANZ395230707 ANZ Business Premium Saver Acc 3952-30707					
30/07/2021	1.30	1.30			
31/08/2021	0.16	0.16			
29/10/2021	0.22	0.22			
30/11/2021	0.28	0.28			
31/12/2021	0.19	0.19			
31/01/2022	0.17	0.17			
28/02/2022	0.02	0.02			
	2.34	2.34			
ANZ492688824 ANZ Cash Investment Acct 4926-88824					
30/07/2021	0.42	0.42			
31/08/2021	0.64	0.64			
30/09/2021	0.95	0.95			
29/10/2021	0.28	0.28			
	2.29	2.29			
	<b>4.63</b>	<b>4.63</b>			

**Chang Family Super Fund**  
**Interest Reconciliation Report**

For The Period 01 July 2021 - 30 June 2022

---

<b>Date</b>	<b>Payment Amount</b>	<b>Gross Interest</b>	<b>TFN Withheld</b>	<b>Foreign Income</b>	<b>Foreign Credits</b>
<b>TOTAL</b>	<b>4.63</b>	<b>4.63</b>			

---

**Tax Return Reconciliation**

	<b>Totals</b>	<b>Tax Return Label</b>
<b>Gross Interest</b>	4.63	11C

# Chang Family Super Fund

## Market Movement Report

As at 30 June 2022

Investment	Date	Description	Unrealised				Realised			Total
			Units	Accounting Cost Movement	Market Movement	Depreciation	Balance	Consideration	Accounting Cost Base	
360.AX - Life360 Inc.										
	02/11/2021	Purchase	600.00	6,457.95	0.00	0.00	6,457.95	0.00	0.00	0.00
	15/11/2021	Disposal	(600.00)	(6,457.95)	0.00	0.00	0.00	7,438.05	6,457.95	980.10
	29/11/2021	Purchase	700.00	8,539.40	0.00	0.00	8,539.40	0.00	0.00	0.00
	05/01/2022	Disposal	(700.00)	(8,539.40)	0.00	0.00	0.00	6,770.05	8,539.40	(1,769.35)
	<b>30/06/2022</b>		<b>0.00</b>	<b>0.00</b>	<b>0.00</b>	<b>0.00</b>	<b>0.00</b>	<b>14,208.10</b>	<b>14,997.35</b>	<b>(789.25)</b>
88E.AX - 88 Energy Limited										
	01/07/2021	Opening Balance	0.00	0.00	0.00	0.00	0.00	0.00	0.00	0.00
	15/07/2021	Purchase	150,000.00	5,119.95	0.00	0.00	5,119.95	0.00	0.00	0.00
	17/08/2021	Revaluation	0.00	0.00	1,030.05	0.00	6,150.00	0.00	0.00	0.00
	08/11/2021	Disposal	(150,000.00)	(5,119.95)	0.00	0.00	1,030.05	4,180.05	5,119.95	(939.90)
	30/06/2022	Revaluation	0.00	0.00	(1,030.05)	0.00	0.00	0.00	0.00	0.00
	<b>30/06/2022</b>		<b>0.00</b>	<b>0.00</b>	<b>0.00</b>	<b>0.00</b>	<b>0.00</b>	<b>4,180.05</b>	<b>5,119.95</b>	<b>(939.90)</b>
A2M.AX - The A2 Milk Company Limited										
	01/07/2021	Opening Balance	1,200.00	0.00	0.00	0.00	7,200.00	0.00	0.00	0.00
	16/08/2021	Disposal	(1,200.00)	(7,039.95)	0.00	0.00	160.05	7,204.05	7,039.95	164.10
	17/08/2021	Revaluation	0.00	0.00	(160.05)	0.00	0.00	0.00	0.00	0.00
	27/08/2021	Purchase	1,000.00	6,879.95	0.00	0.00	6,879.95	0.00	0.00	0.00
	31/08/2021	Purchase	500.00	3,049.95	0.00	0.00	9,929.90	0.00	0.00	0.00
	31/08/2021	Disposal	(1,500.00)	(9,929.90)	0.00	0.00	0.00	8,875.05	9,929.90	(1,054.85)
	31/08/2021	Writeback	0.00	0.00	(160.05)	0.00	(160.05)	0.00	0.00	0.00
	30/06/2022	Revaluation	0.00	0.00	160.05	0.00	0.00	0.00	0.00	0.00
	<b>30/06/2022</b>		<b>0.00</b>	<b>(7,039.95)</b>	<b>(160.05)</b>	<b>0.00</b>	<b>0.00</b>	<b>16,079.10</b>	<b>16,969.85</b>	<b>(890.75)</b>
ACDC.AX - Global X Battery Tech & Lithium Etf										
	13/07/2021	Purchase	120.00	10,726.35	0.00	0.00	10,726.35	0.00	0.00	0.00
	17/08/2021	Revaluation	0.00	0.00	528.45	0.00	11,254.80	0.00	0.00	0.00
	01/10/2021	Disposal	(120.00)	(10,726.35)	0.00	0.00	528.45	11,076.45	10,726.35	350.10
	08/11/2021	Purchase	80.00	7,659.95	0.00	0.00	8,188.40	0.00	0.00	0.00
	07/02/2022	Disposal	(80.00)	(7,659.95)	0.00	0.00	528.45	7,404.05	7,659.95	(255.90)
	30/06/2022	Revaluation	0.00	0.00	(528.45)	0.00	0.00	0.00	0.00	0.00
	<b>30/06/2022</b>		<b>0.00</b>	<b>0.00</b>	<b>0.00</b>	<b>0.00</b>	<b>0.00</b>	<b>18,480.50</b>	<b>18,386.30</b>	<b>94.20</b>

# Chang Family Super Fund

## Market Movement Report

As at 30 June 2022

Investment	Date	Description	Unrealised				Realised			Total
			Units	Accounting Cost Movement	Market Movement	Depreciation	Balance	Consideration	Accounting Cost Base	
ADH.AX - Adairs Limited										
	01/07/2021	Opening Balance	1,500.00	0.00	0.00	0.00	6,375.00	0.00	0.00	0.00
	17/08/2021	Disposal	(1,500.00)	(5,674.95)	0.00	0.00	700.05	6,085.05	5,674.95	410.10
	17/08/2021	Revaluation	0.00	0.00	(700.05)	0.00	0.00	0.00	0.00	0.00
	23/12/2021	Purchase	2,000.00	7,699.95	0.00	0.00	7,699.95	0.00	0.00	0.00
	31/01/2022	Purchase	1,500.00	4,564.95	0.00	0.00	12,264.90	0.00	0.00	0.00
	31/01/2022	Disposal	(3,500.00)	(12,264.90)	0.00	0.00	0.00	9,815.05	12,264.90	(2,449.85)
	31/01/2022	Writeback	0.00	0.00	(700.05)	0.00	(700.05)	0.00	0.00	0.00
	30/06/2022	Revaluation	0.00	0.00	700.05	0.00	0.00	0.00	0.00	0.00
	<b>30/06/2022</b>		<b>0.00</b>	<b>(5,674.95)</b>	<b>(700.05)</b>	<b>0.00</b>	<b>0.00</b>	<b>15,900.10</b>	<b>17,939.85</b>	<b>(2,039.75)</b>
AGL.AX - AGL Energy Limited.										
	05/07/2021	Purchase	1,000.00	8,294.95	0.00	0.00	8,294.95	0.00	0.00	0.00
	10/08/2021	Disposal	(1,000.00)	(8,294.95)	0.00	0.00	0.00	7,410.60	8,294.95	(884.35)
	04/01/2022	Purchase	1,000.00	6,159.95	0.00	0.00	6,159.95	0.00	0.00	0.00
	07/02/2022	Disposal	(1,000.00)	(6,159.95)	0.00	0.00	0.00	7,190.05	6,159.95	1,030.10
	<b>30/06/2022</b>		<b>0.00</b>	<b>0.00</b>	<b>0.00</b>	<b>0.00</b>	<b>0.00</b>	<b>14,600.65</b>	<b>14,454.90</b>	<b>145.75</b>
AGY.AX - Argosy Minerals Limited										
	22/11/2021	Purchase	22,000.00	6,344.95	0.00	0.00	6,344.95	0.00	0.00	0.00
	14/01/2022	Disposal	(22,000.00)	(6,344.95)	0.00	0.00	0.00	8,670.05	6,344.95	2,325.10
	18/01/2022	Purchase	15,000.00	6,094.95	0.00	0.00	6,094.95	0.00	0.00	0.00
	28/01/2022	Disposal	(15,000.00)	(6,094.95)	0.00	0.00	0.00	4,780.05	6,094.95	(1,314.90)
	<b>30/06/2022</b>		<b>0.00</b>	<b>0.00</b>	<b>0.00</b>	<b>0.00</b>	<b>0.00</b>	<b>13,450.10</b>	<b>12,439.90</b>	<b>1,010.20</b>
ALU.AX - Altium Limited										
	01/07/2021	Opening Balance	0.00	0.00	0.00	0.00	0.00	0.00	0.00	0.00
	23/07/2021	Purchase	300.00	9,895.95	0.00	0.00	9,895.95	0.00	0.00	0.00
	17/08/2021	Revaluation	0.00	0.00	598.05	0.00	10,494.00	0.00	0.00	0.00
	01/09/2021	Purchase	200.00	6,121.95	0.00	0.00	16,615.95	0.00	0.00	0.00
	06/09/2021	Disposal	(200.00)	(6,597.30)	0.00	0.00	10,018.65	6,149.05	6,597.30	(448.25)
	16/09/2021	Disposal	(300.00)	(9,420.60)	0.00	0.00	598.05	10,161.99	9,420.60	741.39
	16/09/2021	Writeback	0.00	0.00	0.01	0.00	598.06	0.00	0.00	0.00
	23/02/2022	Purchase	250.00	7,894.95	0.00	0.00	8,493.01	0.00	0.00	0.00
	09/03/2022	Disposal	(250.00)	(7,894.95)	0.00	0.00	598.06	7,948.80	7,894.95	53.85
	21/06/2022	Purchase	300.00	7,675.95	0.00	0.00	8,274.01	0.00	0.00	0.00
	30/06/2022	Revaluation	0.00	0.00	(201.01)	0.00	8,073.00	0.00	0.00	0.00



# Chang Family Super Fund

## Market Movement Report

As at 30 June 2022

Investment	Date	Description	Unrealised				Realised			Total
			Units	Accounting Cost Movement	Market Movement	Depreciation	Balance	Consideration	Accounting Cost Base	
	<b>30/06/2022</b>		<b>300.00</b>	<b>7,675.95</b>	<b>397.05</b>	<b>0.00</b>	<b>8,073.00</b>	<b>24,259.84</b>	<b>23,912.85</b>	<b>346.99</b>
ANN.AX - Ansell Limited										
	10/02/2022	Purchase	300.00	8,122.81	0.00	0.00	8,122.81	0.00	0.00	0.00
	18/02/2022	Disposal	(300.00)	(8,122.81)	0.00	0.00	0.00	7,789.05	8,122.81	(333.76)
	<b>30/06/2022</b>		<b>0.00</b>	<b>0.00</b>	<b>0.00</b>	<b>0.00</b>	<b>0.00</b>	<b>7,789.05</b>	<b>8,122.81</b>	<b>(333.76)</b>
APA.AX12 - APA Group										
	01/07/2021	Opening Balance	1,000.00	0.00	0.00	0.00	8,900.00	0.00	0.00	0.00
	02/08/2021	Disposal	(1,000.00)	(9,214.95)	0.00	0.00	(314.95)	9,390.05	9,214.95	175.10
	17/08/2021	Revaluation	0.00	0.00	314.95	0.00	0.00	0.00	0.00	0.00
	<b>30/06/2022</b>		<b>0.00</b>	<b>(9,214.95)</b>	<b>314.95</b>	<b>0.00</b>	<b>0.00</b>	<b>9,390.05</b>	<b>9,214.95</b>	<b>175.10</b>
APX.AX - Appen Limited										
	01/07/2021	Opening Balance	700.00	0.00	0.00	0.00	9,520.00	0.00	0.00	0.00
	16/08/2021	Disposal	(700.00)	(8,923.95)	0.00	0.00	596.05	8,391.15	8,923.95	(532.80)
	16/08/2021	Writeback	0.00	0.00	(596.05)	0.00	0.00	0.00	0.00	0.00
	27/08/2021	Purchase	600.00	8,251.95	0.00	0.00	8,251.95	0.00	0.00	0.00
	30/08/2021	Purchase	300.00	3,256.95	0.00	0.00	11,508.90	0.00	0.00	0.00
	30/11/2021	Disposal	(900.00)	(11,508.90)	0.00	0.00	0.00	9,264.62	11,508.90	(2,244.28)
	<b>30/06/2022</b>		<b>0.00</b>	<b>(8,923.95)</b>	<b>(596.05)</b>	<b>0.00</b>	<b>0.00</b>	<b>17,655.77</b>	<b>20,432.85</b>	<b>(2,777.08)</b>
ASIA.AX1 - Betashares ASIA Technology Tigers Etf										
	01/07/2021	Opening Balance	0.00	0.00	0.00	0.00	0.00	0.00	0.00	0.00
	12/08/2021	Purchase	900.00	9,397.95	0.00	0.00	9,397.95	0.00	0.00	0.00
	17/08/2021	Revaluation	0.00	0.00	(712.95)	0.00	8,685.00	0.00	0.00	0.00
	24/08/2021	Disposal	(900.00)	(9,397.95)	0.00	0.00	(712.95)	8,656.05	9,397.95	(741.90)
	18/10/2021	Purchase	800.00	7,939.95	0.00	0.00	7,227.00	0.00	0.00	0.00
	02/12/2021	Disposal	(800.00)	(7,939.95)	0.00	0.00	(712.95)	7,788.05	7,939.95	(151.90)
	04/02/2022	Purchase	800.00	7,451.95	0.00	0.00	6,739.00	0.00	0.00	0.00
	08/03/2022	Disposal	(800.00)	(7,451.95)	0.00	0.00	(712.95)	6,276.05	7,451.95	(1,175.90)
	30/06/2022	Revaluation	0.00	0.00	712.95	0.00	0.00	0.00	0.00	0.00
	<b>30/06/2022</b>		<b>0.00</b>	<b>0.00</b>	<b>0.00</b>	<b>0.00</b>	<b>0.00</b>	<b>22,720.15</b>	<b>24,789.85</b>	<b>(2,069.70)</b>

# Chang Family Super Fund

## Market Movement Report

As at 30 June 2022

Investment	Date	Description	Unrealised				Realised			Total
			Units	Accounting Cost Movement	Market Movement	Depreciation	Balance	Consideration	Accounting Cost Base	
ASX.AX - ASX Limited										
	01/07/2021	Opening Balance	0.00	0.00	0.00	0.00	0.00	0.00	0.00	0.00
	08/06/2022	Purchase	100.00	8,015.95	0.00	0.00	8,015.95	0.00	0.00	0.00
	30/06/2022	Revaluation	0.00	0.00	155.05	0.00	8,171.00	0.00	0.00	0.00
	<b>30/06/2022</b>		<b>100.00</b>	<b>8,015.95</b>	<b>155.05</b>	<b>0.00</b>	<b>8,171.00</b>	<b>0.00</b>	<b>0.00</b>	<b>0.00</b>
AX1.AX - Accent Group Limited										
	01/07/2021	Opening Balance	0.00	0.00	0.00	0.00	0.00	0.00	0.00	0.00
	19/08/2021	Purchase	3,000.00	7,039.95	0.00	0.00	7,039.95	0.00	0.00	0.00
	23/08/2021	Purchase	2,000.00	4,579.95	0.00	0.00	11,619.90	0.00	0.00	0.00
	24/08/2021	Purchase	2,000.00	4,459.95	0.00	0.00	16,079.85	0.00	0.00	0.00
	06/09/2021	Disposal	(2,000.00)	(4,693.30)	0.00	0.00	11,386.55	4,300.05	4,693.30	(393.25)
	21/09/2021	Purchase	2,500.00	5,219.95	0.00	0.00	16,606.50	0.00	0.00	0.00
	05/10/2021	Disposal	(3,750.00)	(8,599.08)	0.00	0.00	8,007.42	8,085.00	8,599.08	(514.08)
	12/11/2021	Disposal	(3,750.00)	(8,007.42)	0.00	0.00	0.00	9,355.05	8,007.42	1,347.63
	31/01/2022	Purchase	3,500.00	7,159.95	0.00	0.00	7,159.95	0.00	0.00	0.00
	04/03/2022	Disposal	(3,500.00)	(7,159.95)	0.00	0.00	0.00	6,385.05	7,159.95	(774.90)
	<b>30/06/2022</b>		<b>0.00</b>	<b>0.00</b>	<b>0.00</b>	<b>0.00</b>	<b>0.00</b>	<b>28,125.15</b>	<b>28,459.75</b>	<b>(334.60)</b>
BAP.AX - Bapcor Limited										
	01/07/2021	Opening Balance	0.00	0.00	0.00	0.00	0.00	0.00	0.00	0.00
	25/11/2021	Purchase	1,000.00	7,519.95	0.00	0.00	7,519.95	0.00	0.00	0.00
	06/12/2021	Disposal	(1,000.00)	(7,519.95)	0.00	0.00	0.00	6,845.05	7,519.95	(674.90)
	<b>30/06/2022</b>		<b>0.00</b>	<b>0.00</b>	<b>0.00</b>	<b>0.00</b>	<b>0.00</b>	<b>6,845.05</b>	<b>7,519.95</b>	<b>(674.90)</b>
BHP.AX - BHP Group Limited										
	01/07/2021	Opening Balance	0.00	0.00	0.00	0.00	0.00	0.00	0.00	0.00
	20/08/2021	Purchase	200.00	9,565.95	0.00	0.00	9,565.95	0.00	0.00	0.00
	23/08/2021	Purchase	100.00	4,484.79	0.00	0.00	14,050.74	0.00	0.00	0.00
	24/08/2021	Disposal	(300.00)	(14,050.74)	0.00	0.00	0.00	13,289.55	14,050.74	(761.19)
	13/10/2021	Purchase	200.00	7,587.95	0.00	0.00	7,587.95	0.00	0.00	0.00
	06/12/2021	Disposal	(200.00)	(7,587.95)	0.00	0.00	0.00	7,852.05	7,587.95	264.10
	31/01/2022	Purchase	170.00	7,717.55	0.00	0.00	7,717.55	0.00	0.00	0.00
	10/02/2022	Purchase	90.00	4,086.15	0.00	0.00	11,803.70	0.00	0.00	0.00
	28/03/2022	Purchase	10.00	512.73	0.00	0.00	12,316.43	0.00	0.00	0.00
	30/06/2022	Revaluation	0.00	0.00	(1,178.93)	0.00	11,137.50	0.00	0.00	0.00
	<b>30/06/2022</b>		<b>270.00</b>	<b>12,316.43</b>	<b>(1,178.93)</b>	<b>0.00</b>	<b>11,137.50</b>	<b>21,141.60</b>	<b>21,638.69</b>	<b>(497.09)</b>

# Chang Family Super Fund

## Market Movement Report

As at 30 June 2022

Investment	Date	Description	Unrealised				Realised			Total
			Units	Accounting Cost Movement	Market Movement	Depreciation	Balance	Consideration	Accounting Cost Base	
BRN.AX - Brainchip Holdings Ltd										
	01/07/2021	Opening Balance	0.00	0.00	0.00	0.00	0.00	0.00	0.00	0.00
	18/01/2022	Purchase	4,000.00	6,539.95	0.00	0.00	6,539.95	0.00	0.00	0.00
	18/01/2022	Purchase	4,000.00	6,059.95	0.00	0.00	12,599.90	0.00	0.00	0.00
	18/01/2022	Disposal	(8,000.00)	(12,599.90)	0.00	0.00	0.00	12,020.05	12,599.90	(579.85)
	04/02/2022	Purchase	3,500.00	6,214.95	0.00	0.00	6,214.95	0.00	0.00	0.00
	07/02/2022	Disposal	(3,500.00)	(6,214.95)	0.00	0.00	0.00	5,860.05	6,214.95	(354.90)
	<b>30/06/2022</b>		<b>0.00</b>	<b>0.00</b>	<b>0.00</b>	<b>0.00</b>	<b>0.00</b>	<b>17,880.10</b>	<b>18,814.85</b>	<b>(934.75)</b>
CGC.AX - Costa Group Holdings Limited										
	01/07/2021	Opening Balance	2,000.00	0.00	0.00	0.00	6,620.00	0.00	0.00	0.00
	05/07/2021	Purchase	316.00	948.00	0.00	0.00	7,568.00	0.00	0.00	0.00
	16/08/2021	Disposal	(2,316.00)	(7,844.13)	0.00	0.00	(276.13)	7,724.46	7,844.13	(119.67)
	16/08/2021	Writeback	0.00	0.00	276.13	0.00	0.00	0.00	0.00	0.00
	17/08/2021	Revaluation	0.00	0.00	97.96	0.00	97.96	0.00	0.00	0.00
	30/06/2022	Revaluation	0.00	0.00	(97.96)	0.00	0.00	0.00	0.00	0.00
	<b>30/06/2022</b>		<b>0.00</b>	<b>(6,896.13)</b>	<b>276.13</b>	<b>0.00</b>	<b>0.00</b>	<b>7,724.46</b>	<b>7,844.13</b>	<b>(119.67)</b>
CGCR.AX - Costa Group Holdings Limited										
	01/07/2021	Opening Balance	316.00	0.00	0.00	0.00	91.64	0.00	0.00	0.00
	12/08/2021	Disposal	(316.00)	0.00	0.00	0.00	91.64	0.00	0.00	0.00
	12/08/2021	Writeback	0.00	0.00	(91.64)	0.00	0.00	0.00	0.00	0.00
	<b>30/06/2022</b>		<b>0.00</b>	<b>0.00</b>	<b>(91.64)</b>	<b>0.00</b>	<b>0.00</b>	<b>0.00</b>	<b>0.00</b>	<b>0.00</b>
CHC.AX1 - Charter Hall Group										
	01/07/2021	Opening Balance	0.00	0.00	0.00	0.00	0.00	0.00	0.00	0.00
	26/08/2021	Purchase	400.00	7,339.95	0.00	0.00	7,339.95	0.00	0.00	0.00
	16/09/2021	Disposal	(400.00)	(7,339.95)	0.00	0.00	0.00	6,984.05	7,339.95	(355.90)
	<b>30/06/2022</b>		<b>0.00</b>	<b>0.00</b>	<b>0.00</b>	<b>0.00</b>	<b>0.00</b>	<b>6,984.05</b>	<b>7,339.95</b>	<b>(355.90)</b>
CKF.AX - Collins Foods Limited										
	01/07/2021	Opening Balance	0.00	0.00	0.00	0.00	0.00	0.00	0.00	0.00
	12/07/2021	Purchase	900.00	9,622.95	0.00	0.00	9,622.95	0.00	0.00	0.00
	16/08/2021	Disposal	(900.00)	(9,622.95)	0.00	0.00	0.00	9,772.27	9,622.95	149.32
	10/03/2022	Purchase	800.00	8,342.35	0.00	0.00	8,342.35	0.00	0.00	0.00
	30/06/2022	Disposal	(800.00)	(8,342.35)	0.00	0.00	0.00	7,950.68	8,342.35	(391.67)
	<b>30/06/2022</b>		<b>0.00</b>	<b>0.00</b>	<b>0.00</b>	<b>0.00</b>	<b>0.00</b>	<b>17,722.95</b>	<b>17,965.30</b>	<b>(242.35)</b>

# Chang Family Super Fund

## Market Movement Report

As at 30 June 2022

Investment	Date	Description	Unrealised				Realised			Total
			Units	Accounting Cost Movement	Market Movement	Depreciation	Balance	Consideration	Accounting Cost Base	
CMV.AX - Cma Corporation Limited - Ordinary Fully Paid										
	01/07/2021	Opening Balance	0.00	0.00	0.00	0.00	0.00	0.00	0.00	0.00
	<b>30/06/2022</b>		<b>0.00</b>	<b>0.00</b>	<b>0.00</b>	<b>0.00</b>	<b>0.00</b>	<b>0.00</b>	<b>0.00</b>	<b>0.00</b>
CPH.AX - Creso Pharma Limited										
	01/07/2021	Opening Balance	25,000.00	0.00	0.00	0.00	3,500.00	0.00	0.00	0.00
	17/08/2021	Revaluation	0.00	0.00	(250.00)	0.00	3,250.00	0.00	0.00	0.00
	30/08/2021	Disposal	(25,000.00)	(4,769.95)	0.00	0.00	(1,519.95)	2,980.05	4,769.95	(1,789.90)
	30/08/2021	Writeback	0.00	0.00	1,269.95	0.00	(250.00)	0.00	0.00	0.00
	30/06/2022	Revaluation	0.00	0.00	250.00	0.00	0.00	0.00	0.00	0.00
	<b>30/06/2022</b>		<b>0.00</b>	<b>(4,769.95)</b>	<b>1,269.95</b>	<b>0.00</b>	<b>0.00</b>	<b>2,980.05</b>	<b>4,769.95</b>	<b>(1,789.90)</b>
CQE.AX - Charter Hall Social Infrastructure Reit										
	18/02/2022	Purchase	2,000.00	7,699.95	0.00	0.00	7,699.95	0.00	0.00	0.00
	15/03/2022	Disposal	(2,000.00)	(7,699.95)	0.00	0.00	0.00	7,742.06	7,699.95	42.11
	<b>30/06/2022</b>		<b>0.00</b>	<b>0.00</b>	<b>0.00</b>	<b>0.00</b>	<b>0.00</b>	<b>7,742.06</b>	<b>7,699.95</b>	<b>42.11</b>
CRYP.AX - Betashares Crypto Innovators Etf										
	09/11/2021	Purchase	500.00	5,649.95	0.00	0.00	5,649.95	0.00	0.00	0.00
	14/12/2021	Disposal	(500.00)	(5,649.95)	0.00	0.00	0.00	4,290.05	5,649.95	(1,359.90)
	18/01/2022	Purchase	800.00	5,699.95	0.00	0.00	5,699.95	0.00	0.00	0.00
	25/01/2022	Disposal	(800.00)	(5,699.95)	0.00	0.00	0.00	4,735.25	5,699.95	(964.70)
	18/02/2022	Purchase	1,000.00	6,559.95	0.00	0.00	6,559.95	0.00	0.00	0.00
	28/02/2022	Disposal	(1,000.00)	(6,559.95)	0.00	0.00	0.00	4,980.05	6,559.95	(1,579.90)
	21/04/2022	Purchase	1,000.00	5,089.95	0.00	0.00	5,089.95	0.00	0.00	0.00
	02/06/2022	Disposal	(1,000.00)	(5,089.95)	0.00	0.00	0.00	3,330.05	5,089.95	(1,759.90)
	<b>30/06/2022</b>		<b>0.00</b>	<b>0.00</b>	<b>0.00</b>	<b>0.00</b>	<b>0.00</b>	<b>17,335.40</b>	<b>22,999.80</b>	<b>(5,664.40)</b>
CSL.AX - CSL Limited										
	01/07/2021	Opening Balance	40.00	0.00	0.00	0.00	11,407.60	0.00	0.00	0.00
	17/08/2021	Revaluation	0.00	0.00	510.00	0.00	11,917.60	0.00	0.00	0.00
	01/10/2021	Purchase	20.00	5,732.15	0.00	0.00	17,649.75	0.00	0.00	0.00
	08/10/2021	Disposal	(60.00)	(16,021.30)	0.00	0.00	1,628.45	17,185.05	16,021.30	1,163.75
	08/10/2021	Writeback	0.00	0.00	(1,118.46)	0.00	509.99	0.00	0.00	0.00
	07/12/2021	Purchase	50.00	14,910.95	0.00	0.00	15,420.94	0.00	0.00	0.00
	31/01/2022	Purchase	30.00	7,894.35	0.00	0.00	23,315.29	0.00	0.00	0.00
	31/01/2022	Purchase	30.00	7,434.45	0.00	0.00	30,749.74	0.00	0.00	0.00

# Chang Family Super Fund

## Market Movement Report

As at 30 June 2022

Investment	Date	Description	Unrealised				Realised			Total
			Units	Accounting Cost Movement	Market Movement	Depreciation	Balance	Consideration	Accounting Cost Base	
	17/02/2022	Purchase	22.00	5,578.54	0.00	0.00	36,328.28	0.00	0.00	0.00
	30/06/2022	Revaluation	0.00	0.00	(812.36)	0.00	35,515.92	0.00	0.00	0.00
	<b>30/06/2022</b>		<b>132.00</b>	<b>25,529.14</b>	<b>(1,420.82)</b>	<b>0.00</b>	<b>35,515.92</b>	<b>17,185.05</b>	<b>16,021.30</b>	<b>1,163.75</b>
CWN.AX - Crown Resorts Limited										
	01/07/2021	Opening Balance	0.00	0.00	0.00	0.00	0.00	0.00	0.00	0.00
	13/10/2021	Purchase	600.00	5,407.95	0.00	0.00	5,407.95	0.00	0.00	0.00
	29/10/2021	Disposal	(600.00)	(5,407.95)	0.00	0.00	0.00	6,142.05	5,407.95	734.10
	<b>30/06/2022</b>		<b>0.00</b>	<b>0.00</b>	<b>0.00</b>	<b>0.00</b>	<b>0.00</b>	<b>6,142.05</b>	<b>5,407.95</b>	<b>734.10</b>
DDR.AX - Dicker Data Limited										
	01/07/2021	Opening Balance	3,363.00	0.00	0.00	0.00	37,194.78	0.00	0.00	0.00
	04/08/2021	Disposal	(3,363.00)	(34,784.65)	0.00	0.00	2,410.13	43,704.50	34,784.65	8,919.85
	17/08/2021	Purchase	400.00	5,867.95	0.00	0.00	8,278.08	0.00	0.00	0.00
	17/08/2021	Revaluation	0.00	0.00	(2,558.08)	0.00	5,720.00	0.00	0.00	0.00
	19/08/2021	Purchase	400.00	5,595.95	0.00	0.00	11,315.95	0.00	0.00	0.00
	31/08/2021	Purchase	400.00	5,975.95	0.00	0.00	17,291.90	0.00	0.00	0.00
	01/09/2021	Purchase	400.00	5,205.84	0.00	0.00	22,497.74	0.00	0.00	0.00
	24/09/2021	Purchase	400.00	5,171.95	0.00	0.00	27,669.69	0.00	0.00	0.00
	01/10/2021	Purchase	500.00	6,349.95	0.00	0.00	34,019.64	0.00	0.00	0.00
	28/10/2021	Disposal	(1,500.00)	(21,344.23)	0.00	0.00	12,675.41	21,778.52	21,344.23	434.29
	28/10/2021	Writeback	0.00	0.00	(1,446.08)	0.00	11,229.33	0.00	0.00	0.00
	29/10/2021	Disposal	(1,000.00)	(12,823.36)	0.00	0.00	(1,594.03)	15,060.05	12,823.36	2,236.69
	29/10/2021	Writeback	0.00	0.00	(964.05)	0.00	(2,558.08)	0.00	0.00	0.00
	08/11/2021	Purchase	500.00	7,574.95	0.00	0.00	5,016.87	0.00	0.00	0.00
	10/11/2021	Purchase	500.00	7,577.95	0.00	0.00	12,594.82	0.00	0.00	0.00
	06/12/2021	Purchase	500.00	6,964.95	0.00	0.00	19,559.77	0.00	0.00	0.00
	22/12/2021	Disposal	(2,000.00)	(28,867.80)	0.00	0.00	(9,308.03)	28,031.89	28,867.80	(835.91)
	23/12/2021	Purchase	500.00	6,749.95	0.00	0.00	(2,558.08)	0.00	0.00	0.00
	29/12/2021	Purchase	500.00	7,109.95	0.00	0.00	4,551.87	0.00	0.00	0.00
	04/01/2022	Purchase	500.00	7,339.84	0.00	0.00	11,891.71	0.00	0.00	0.00
	24/01/2022	Purchase	450.00	6,085.95	0.00	0.00	17,977.66	0.00	0.00	0.00
	31/01/2022	Purchase	400.00	5,145.71	0.00	0.00	23,123.37	0.00	0.00	0.00
	28/02/2022	Purchase	400.00	5,499.95	0.00	0.00	28,623.32	0.00	0.00	0.00
	04/03/2022	Purchase	400.00	5,704.95	0.00	0.00	34,328.27	0.00	0.00	0.00
	18/05/2022	Purchase	350.00	4,376.89	0.00	0.00	38,705.16	0.00	0.00	0.00
	01/06/2022	Purchase	27.00	332.82	0.00	0.00	39,037.98	0.00	0.00	0.00

# Chang Family Super Fund

## Market Movement Report

As at 30 June 2022

Investment	Date	Description	Unrealised				Realised			Total
			Units	Accounting Cost Movement	Market Movement	Depreciation	Balance	Consideration	Accounting Cost Base	
	30/06/2022	Revaluation	0.00	0.00	(5,625.24)	0.00	33,412.74	0.00	0.00	0.00
	30/06/2022	Revaluation	0.00	0.00	5.34	0.00	33,418.08	0.00	0.00	0.00
	<b>30/06/2022</b>		<b>3,027.00</b>	<b>6,811.41</b>	<b>(10,588.11)</b>	<b>0.00</b>	<b>33,418.08</b>	<b>108,574.96</b>	<b>97,820.04</b>	<b>10,754.92</b>
DMP.AX - Domino's Pizza Enterprises Limited										
	01/07/2021	Opening Balance	0.00	0.00	0.00	0.00	0.00	0.00	0.00	0.00
	08/11/2021	Purchase	60.00	7,067.55	0.00	0.00	7,067.55	0.00	0.00	0.00
	06/12/2021	Disposal	(60.00)	(7,067.55)	0.00	0.00	0.00	7,342.05	7,067.55	274.50
	18/05/2022	Purchase	100.00	7,021.08	0.00	0.00	7,021.08	0.00	0.00	0.00
	30/06/2022	Revaluation	0.00	0.00	(221.08)	0.00	6,800.00	0.00	0.00	0.00
	<b>30/06/2022</b>		<b>100.00</b>	<b>7,021.08</b>	<b>(221.08)</b>	<b>0.00</b>	<b>6,800.00</b>	<b>7,342.05</b>	<b>7,067.55</b>	<b>274.50</b>
ELD.AX - Elders Limited										
	01/07/2021	Opening Balance	900.00	0.00	0.00	0.00	10,395.00	0.00	0.00	0.00
	29/07/2021	Disposal	(900.00)	(10,342.95)	0.00	0.00	52.05	10,231.05	10,342.95	(111.90)
	29/07/2021	Writeback	0.00	0.00	(52.05)	0.00	0.00	0.00	0.00	0.00
	<b>30/06/2022</b>		<b>0.00</b>	<b>(10,342.95)</b>	<b>(52.05)</b>	<b>0.00</b>	<b>0.00</b>	<b>10,231.05</b>	<b>10,342.95</b>	<b>(111.90)</b>
EVN.AX - Evolution Mining Limited										
	01/07/2021	Opening Balance	0.00	0.00	0.00	0.00	0.00	0.00	0.00	0.00
	16/06/2022	Purchase	2,000.00	6,629.95	0.00	0.00	6,629.95	0.00	0.00	0.00
	29/06/2022	Disposal	(2,000.00)	(6,629.95)	0.00	0.00	0.00	4,800.05	6,629.95	(1,829.90)
	<b>30/06/2022</b>		<b>0.00</b>	<b>0.00</b>	<b>0.00</b>	<b>0.00</b>	<b>0.00</b>	<b>4,800.05</b>	<b>6,629.95</b>	<b>(1,829.90)</b>
EXR.AX - Elixir Energy Limited										
	01/07/2021	Opening Balance	18,000.00	0.00	0.00	0.00	4,410.00	0.00	0.00	0.00
	17/08/2021	Revaluation	0.00	0.00	(180.00)	0.00	4,230.00	0.00	0.00	0.00
	23/08/2021	Disposal	(18,000.00)	(5,779.95)	0.00	0.00	(1,549.95)	4,030.05	5,779.95	(1,749.90)
	23/08/2021	Writeback	0.00	0.00	1,369.95	0.00	(180.00)	0.00	0.00	0.00
	30/06/2022	Revaluation	0.00	0.00	180.00	0.00	0.00	0.00	0.00	0.00
	<b>30/06/2022</b>		<b>0.00</b>	<b>(5,779.95)</b>	<b>1,369.95</b>	<b>0.00</b>	<b>0.00</b>	<b>4,030.05</b>	<b>5,779.95</b>	<b>(1,749.90)</b>
FANG.AX - Global X Fang+ Etf										
	25/11/2021	Purchase	400.00	7,503.95	0.00	0.00	7,503.95	0.00	0.00	0.00
	18/01/2022	Disposal	(400.00)	(7,503.95)	0.00	0.00	0.00	6,803.31	7,503.95	(700.64)
	<b>30/06/2022</b>		<b>0.00</b>	<b>0.00</b>	<b>0.00</b>	<b>0.00</b>	<b>0.00</b>	<b>6,803.31</b>	<b>7,503.95</b>	<b>(700.64)</b>

# Chang Family Super Fund

## Market Movement Report

As at 30 June 2022

Investment	Date	Description	Unrealised				Realised			Total
			Units	Accounting Cost Movement	Market Movement	Depreciation	Balance	Consideration	Accounting Cost Base	
FMG.AX - Fortescue Metals Group Ltd										
	01/07/2021	Opening Balance	0.00	0.00	0.00	0.00	0.00	0.00	0.00	0.00
	16/07/2021	Purchase	400.00	10,047.95	0.00	0.00	10,047.95	0.00	0.00	0.00
	17/08/2021	Revaluation	0.00	0.00	(1,415.95)	0.00	8,632.00	0.00	0.00	0.00
	13/09/2021	Disposal	(400.00)	(10,047.95)	0.00	0.00	(1,415.95)	7,088.05	10,047.95	(2,959.90)
	21/09/2021	Purchase	500.00	7,699.95	0.00	0.00	6,284.00	0.00	0.00	0.00
	05/10/2021	Purchase	500.00	7,394.95	0.00	0.00	13,678.95	0.00	0.00	0.00
	05/10/2021	Disposal	(1,000.00)	(15,094.90)	0.00	0.00	(1,415.95)	14,720.05	15,094.90	(374.85)
	14/10/2021	Purchase	500.00	7,614.95	0.00	0.00	6,199.00	0.00	0.00	0.00
	01/11/2021	Disposal	(500.00)	(7,614.95)	0.00	0.00	(1,415.95)	7,015.05	7,614.95	(599.90)
	07/12/2021	Purchase	450.00	7,876.95	0.00	0.00	6,461.00	0.00	0.00	0.00
	01/02/2022	Disposal	(450.00)	(7,876.95)	0.00	0.00	(1,415.95)	8,827.05	7,876.95	950.10
	16/06/2022	Purchase	400.00	7,847.95	0.00	0.00	6,432.00	0.00	0.00	0.00
	30/06/2022	Revaluation	0.00	0.00	580.00	0.00	7,012.00	0.00	0.00	0.00
	<b>30/06/2022</b>		<b>400.00</b>	<b>7,847.95</b>	<b>(835.95)</b>	<b>0.00</b>	<b>7,012.00</b>	<b>37,650.20</b>	<b>40,634.75</b>	<b>(2,984.55)</b>
FZO.AX - Family Zone Cyber Safety Limited										
	24/09/2021	Purchase	9,000.00	6,544.95	0.00	0.00	6,544.95	0.00	0.00	0.00
	01/10/2021	Disposal	(9,000.00)	(6,544.95)	0.00	0.00	0.00	6,100.05	6,544.95	(444.90)
	<b>30/06/2022</b>		<b>0.00</b>	<b>0.00</b>	<b>0.00</b>	<b>0.00</b>	<b>0.00</b>	<b>6,100.05</b>	<b>6,544.95</b>	<b>(444.90)</b>
GMG.AX2 - Goodman Group										
	31/01/2022	Purchase	450.00	10,374.45	0.00	0.00	10,374.45	0.00	0.00	0.00
	15/02/2022	Purchase	225.00	5,110.74	0.00	0.00	15,485.19	0.00	0.00	0.00
	06/06/2022	Disposal	(675.00)	(15,485.19)	0.00	0.00	0.00	13,459.80	15,485.19	(2,025.39)
	<b>30/06/2022</b>		<b>0.00</b>	<b>0.00</b>	<b>0.00</b>	<b>0.00</b>	<b>0.00</b>	<b>13,459.80</b>	<b>15,485.19</b>	<b>(2,025.39)</b>
GQG.AX - GQG Partners Inc.										
	16/03/2022	Purchase	6,000.00	7,789.95	0.00	0.00	7,789.95	0.00	0.00	0.00
	02/06/2022	Disposal	(6,000.00)	(7,789.95)	0.00	0.00	0.00	9,760.05	7,789.95	1,970.10
	<b>30/06/2022</b>		<b>0.00</b>	<b>0.00</b>	<b>0.00</b>	<b>0.00</b>	<b>0.00</b>	<b>9,760.05</b>	<b>7,789.95</b>	<b>1,970.10</b>
HACK.AX - Betashares Global Cybersecurity Etf										
	01/07/2021	Opening Balance	0.00	0.00	0.00	0.00	0.00	0.00	0.00	0.00
	02/11/2021	Purchase	800.00	8,411.95	0.00	0.00	8,411.95	0.00	0.00	0.00
	31/01/2022	Disposal	(800.00)	(8,411.95)	0.00	0.00	0.00	7,420.05	8,411.95	(991.90)
	<b>30/06/2022</b>		<b>0.00</b>	<b>0.00</b>	<b>0.00</b>	<b>0.00</b>	<b>0.00</b>	<b>7,420.05</b>	<b>8,411.95</b>	<b>(991.90)</b>

# Chang Family Super Fund

## Market Movement Report

As at 30 June 2022

Investment	Date	Description	Unrealised				Realised			Total
			Units	Accounting Cost Movement	Market Movement	Depreciation	Balance	Consideration	Accounting Cost Base	
HGEN.AX - Global X Hydrogen Etf										
	02/11/2021	Purchase	600.00	7,315.95	0.00	0.00	7,315.95	0.00	0.00	0.00
	22/12/2021	Disposal	(600.00)	(7,315.95)	0.00	0.00	0.00	6,400.05	7,315.95	(915.90)
	11/01/2022	Purchase	650.00	6,695.45	0.00	0.00	6,695.45	0.00	0.00	0.00
	21/01/2022	Disposal	(650.00)	(6,695.45)	0.00	0.00	0.00	6,031.55	6,695.45	(663.90)
	<b>30/06/2022</b>		<b>0.00</b>	<b>0.00</b>	<b>0.00</b>	<b>0.00</b>	<b>0.00</b>	<b>12,431.60</b>	<b>14,011.40</b>	<b>(1,579.80)</b>
ILU.AX - Iluka Resources Limited										
	16/03/2022	Purchase	750.00	7,617.45	0.00	0.00	7,617.45	0.00	0.00	0.00
	30/06/2022	Revaluation	0.00	0.00	(537.45)	0.00	7,080.00	0.00	0.00	0.00
	<b>30/06/2022</b>		<b>750.00</b>	<b>7,617.45</b>	<b>(537.45)</b>	<b>0.00</b>	<b>7,080.00</b>	<b>0.00</b>	<b>0.00</b>	<b>0.00</b>
IMU.AX - Imugene Limited										
	22/11/2021	Purchase	10,000.00	5,569.95	0.00	0.00	5,569.95	0.00	0.00	0.00
	30/11/2021	Disposal	(10,000.00)	(5,569.95)	0.00	0.00	0.00	5,130.05	5,569.95	(439.90)
	<b>30/06/2022</b>		<b>0.00</b>	<b>0.00</b>	<b>0.00</b>	<b>0.00</b>	<b>0.00</b>	<b>5,130.05</b>	<b>5,569.95</b>	<b>(439.90)</b>
IOO.AX1 - Ishares Global 100 Etf										
	08/09/2021	Purchase	60.00	6,054.75	0.00	0.00	6,054.75	0.00	0.00	0.00
	30/06/2022	Revaluation	0.00	0.00	(401.55)	0.00	5,653.20	0.00	0.00	0.00
	<b>30/06/2022</b>		<b>60.00</b>	<b>6,054.75</b>	<b>(401.55)</b>	<b>0.00</b>	<b>5,653.20</b>	<b>0.00</b>	<b>0.00</b>	<b>0.00</b>
IXJ.AX1 - Ishares Global Healthcare Etf										
	08/09/2021	Purchase	80.00	9,655.95	0.00	0.00	9,655.95	0.00	0.00	0.00
	09/11/2021	Disposal	(80.00)	(9,655.95)	0.00	0.00	0.00	9,485.65	9,655.95	(170.30)
	<b>30/06/2022</b>		<b>0.00</b>	<b>0.00</b>	<b>0.00</b>	<b>0.00</b>	<b>0.00</b>	<b>9,485.65</b>	<b>9,655.95</b>	<b>(170.30)</b>
JBH.AX - Jb Hi-fi Limited										
	15/07/2021	Purchase	200.00	9,443.42	0.00	0.00	9,443.42	0.00	0.00	0.00
	17/08/2021	Revaluation	0.00	0.00	658.58	0.00	10,102.00	0.00	0.00	0.00
	20/08/2021	Disposal	(200.00)	(9,443.42)	0.00	0.00	658.58	9,936.66	9,443.42	493.24
	30/06/2022	Revaluation	0.00	0.00	(658.58)	0.00	0.00	0.00	0.00	0.00
	<b>30/06/2022</b>		<b>0.00</b>	<b>0.00</b>	<b>0.00</b>	<b>0.00</b>	<b>0.00</b>	<b>9,936.66</b>	<b>9,443.42</b>	<b>493.24</b>
JHG.AX - Janus Henderson Group Plc										
	17/11/2021	Purchase	100.00	6,496.95	0.00	0.00	6,496.95	0.00	0.00	0.00
	06/12/2021	Disposal	(100.00)	(6,496.95)	0.00	0.00	0.00	5,802.05	6,496.95	(694.90)
	01/02/2022	Purchase	150.00	7,688.70	0.00	0.00	7,688.70	0.00	0.00	0.00
	15/02/2022	Disposal	(150.00)	(7,688.70)	0.00	0.00	0.00	7,250.55	7,688.70	(438.15)



# Chang Family Super Fund

## Market Movement Report

As at 30 June 2022

Investment	Date	Description	Unrealised				Realised			Total
			Units	Accounting Cost Movement	Market Movement	Depreciation	Balance	Consideration	Accounting Cost Base	
	<b>30/06/2022</b>		<b>0.00</b>	<b>0.00</b>	<b>0.00</b>	<b>0.00</b>	<b>0.00</b>	<b>13,052.60</b>	<b>14,185.65</b>	<b>(1,133.05)</b>
JLG.AX - Johns Lyng Group Limited										
	18/02/2022	Purchase	1,000.00	7,819.95	0.00	0.00	7,819.95	0.00	0.00	0.00
	28/02/2022	Disposal	(1,000.00)	(7,819.95)	0.00	0.00	0.00	6,920.05	7,819.95	(899.90)
	<b>30/06/2022</b>		<b>0.00</b>	<b>0.00</b>	<b>0.00</b>	<b>0.00</b>	<b>0.00</b>	<b>6,920.05</b>	<b>7,819.95</b>	<b>(899.90)</b>
KGN.AX - Kogan.com Ltd										
	01/07/2021	Opening Balance	600.00	0.00	0.00	0.00	6,948.00	0.00	0.00	0.00
	16/08/2021	Disposal	(600.00)	(6,541.95)	0.00	0.00	406.05	6,766.05	6,541.95	224.10
	16/08/2021	Writeback	0.00	0.00	(406.05)	0.00	0.00	0.00	0.00	0.00
	30/08/2021	Purchase	600.00	6,565.95	0.00	0.00	6,565.95	0.00	0.00	0.00
	10/09/2021	Disposal	(600.00)	(6,565.95)	0.00	0.00	0.00	6,346.05	6,565.95	(219.90)
	20/10/2021	Purchase	700.00	7,474.95	0.00	0.00	7,474.95	0.00	0.00	0.00
	30/11/2021	Disposal	(700.00)	(7,474.95)	0.00	0.00	0.00	5,678.05	7,474.95	(1,796.90)
	23/12/2021	Purchase	1,000.00	8,309.95	0.00	0.00	8,309.95	0.00	0.00	0.00
	11/01/2022	Disposal	(1,000.00)	(8,309.95)	0.00	0.00	0.00	8,130.05	8,309.95	(179.90)
	<b>30/06/2022</b>		<b>0.00</b>	<b>(6,541.95)</b>	<b>(406.05)</b>	<b>0.00</b>	<b>0.00</b>	<b>26,920.20</b>	<b>28,892.80</b>	<b>(1,972.60)</b>
LPD.AX - Lepidico Ltd										
	11/11/2021	Purchase	100,000.00	4,619.95	0.00	0.00	4,619.95	0.00	0.00	0.00
	08/12/2021	Disposal	(100,000.00)	(4,619.95)	0.00	0.00	0.00	3,580.05	4,619.95	(1,039.90)
	<b>30/06/2022</b>		<b>0.00</b>	<b>0.00</b>	<b>0.00</b>	<b>0.00</b>	<b>0.00</b>	<b>3,580.05</b>	<b>4,619.95</b>	<b>(1,039.90)</b>
LYC.AX - Lynas Rare Earths Limited										
	01/07/2021	Opening Balance	0.00	0.00	0.00	0.00	0.00	0.00	0.00	0.00
	26/10/2021	Purchase	1,000.00	6,849.95	0.00	0.00	6,849.95	0.00	0.00	0.00
	10/01/2022	Disposal	(1,000.00)	(6,849.95)	0.00	0.00	0.00	11,000.05	6,849.95	4,150.10
	<b>30/06/2022</b>		<b>0.00</b>	<b>0.00</b>	<b>0.00</b>	<b>0.00</b>	<b>0.00</b>	<b>11,000.05</b>	<b>6,849.95</b>	<b>4,150.10</b>
MCR.AX - Mincor Resources NI - Ordinary Fully Paid										
	18/01/2022	Purchase	4,000.00	7,519.95	0.00	0.00	7,519.95	0.00	0.00	0.00
	28/01/2022	Disposal	(4,000.00)	(7,519.95)	0.00	0.00	0.00	6,860.05	7,519.95	(659.90)
	<b>30/06/2022</b>		<b>0.00</b>	<b>0.00</b>	<b>0.00</b>	<b>0.00</b>	<b>0.00</b>	<b>6,860.05</b>	<b>7,519.95</b>	<b>(659.90)</b>

# Chang Family Super Fund

## Market Movement Report

As at 30 June 2022

Investment	Date	Description	Unrealised				Realised			Total
			Units	Accounting Cost Movement	Market Movement	Depreciation	Balance	Consideration	Accounting Cost Base	
MFG.AX - Magellan Financial Group Limited										
	01/07/2021	Opening Balance	0.00	0.00	0.00	0.00	0.00	0.00	0.00	0.00
	19/08/2021	Purchase	180.00	8,379.40	0.00	0.00	8,379.40	0.00	0.00	0.00
	06/09/2021	Disposal	(180.00)	(8,379.40)	0.00	0.00	0.00	7,772.25	8,379.40	(607.15)
	21/09/2021	Purchase	200.00	8,008.19	0.00	0.00	8,008.19	0.00	0.00	0.00
	15/11/2021	Disposal	(200.00)	(8,008.19)	0.00	0.00	0.00	6,747.09	8,008.19	(1,261.10)
	10/12/2021	Purchase	250.00	7,444.95	0.00	0.00	7,444.95	0.00	0.00	0.00
	22/12/2021	Purchase	250.00	5,284.95	0.00	0.00	12,729.90	0.00	0.00	0.00
	22/12/2021	Disposal	(200.00)	(5,955.96)	0.00	0.00	6,773.94	3,912.40	5,955.96	(2,043.56)
	10/02/2022	Purchase	300.00	4,945.95	0.00	0.00	11,719.89	0.00	0.00	0.00
	07/03/2022	Disposal	(600.00)	(11,719.89)	0.00	0.00	0.00	9,730.05	11,719.89	(1,989.84)
	<b>30/06/2022</b>		<b>0.00</b>	<b>0.00</b>	<b>0.00</b>	<b>0.00</b>	<b>0.00</b>	<b>28,161.79</b>	<b>34,063.44</b>	<b>(5,901.65)</b>
MIN.AX - Mineral Resources Limited										
	28/10/2021	Purchase	200.00	8,049.95	0.00	0.00	8,049.95	0.00	0.00	0.00
	22/11/2021	Disposal	(200.00)	(8,049.95)	0.00	0.00	0.00	7,838.05	8,049.95	(211.90)
	01/12/2021	Purchase	200.00	8,837.42	0.00	0.00	8,837.42	0.00	0.00	0.00
	06/12/2021	Disposal	(200.00)	(8,837.42)	0.00	0.00	0.00	8,810.05	8,837.42	(27.37)
	<b>30/06/2022</b>		<b>0.00</b>	<b>0.00</b>	<b>0.00</b>	<b>0.00</b>	<b>0.00</b>	<b>16,648.10</b>	<b>16,887.37</b>	<b>(239.27)</b>
MND.AX - Monadelphous Group Limited										
	01/07/2021	Opening Balance	1,050.00	0.00	0.00	0.00	10,972.50	0.00	0.00	0.00
	16/08/2021	Disposal	(1,050.00)	(10,559.40)	0.00	0.00	413.10	12,139.05	10,559.40	1,579.65
	17/08/2021	Revaluation	0.00	0.00	(413.10)	0.00	0.00	0.00	0.00	0.00
	26/08/2021	Purchase	700.00	7,214.63	0.00	0.00	7,214.63	0.00	0.00	0.00
	01/09/2021	Disposal	(700.00)	(7,214.63)	0.00	0.00	0.00	7,414.05	7,214.63	199.42
	01/09/2021	Writeback	0.00	0.00	(413.10)	0.00	(413.10)	0.00	0.00	0.00
	04/01/2022	Purchase	750.00	7,264.95	0.00	0.00	6,851.85	0.00	0.00	0.00
	21/01/2022	Disposal	(750.00)	(7,264.95)	0.00	0.00	(413.10)	7,225.05	7,264.95	(39.90)
	30/06/2022	Revaluation	0.00	0.00	413.10	0.00	0.00	0.00	0.00	0.00
	<b>30/06/2022</b>		<b>0.00</b>	<b>(10,559.40)</b>	<b>(413.10)</b>	<b>0.00</b>	<b>0.00</b>	<b>26,778.15</b>	<b>25,038.98</b>	<b>1,739.17</b>
MOAT.AX1 - Vaneck Vectors Morningstar Wide MOAT Etf										
	26/10/2021	Purchase	90.00	9,249.45	0.00	0.00	9,249.45	0.00	0.00	0.00
	13/01/2022	Disposal	(90.00)	(9,249.45)	0.00	0.00	0.00	9,520.95	9,249.45	271.50
	<b>30/06/2022</b>		<b>0.00</b>	<b>0.00</b>	<b>0.00</b>	<b>0.00</b>	<b>0.00</b>	<b>9,520.95</b>	<b>9,249.45</b>	<b>271.50</b>

# Chang Family Super Fund

## Market Movement Report

As at 30 June 2022

Investment	Date	Description	Unrealised				Realised			Total
			Units	Accounting Cost Movement	Market Movement	Depreciation	Balance	Consideration	Accounting Cost Base	
MVB.AX - Vaneck Australian Banks Etf										
	01/07/2021	Opening Balance	350.00	0.00	0.00	0.00	10,566.50	0.00	0.00	0.00
	17/08/2021	Revaluation	0.00	0.00	(49.00)	0.00	10,517.50	0.00	0.00	0.00
	25/11/2021	Disposal	(350.00)	(10,736.95)	0.00	0.00	(219.45)	10,767.05	10,736.95	30.10
	25/11/2021	Writeback	0.00	0.00	170.45	0.00	(49.00)	0.00	0.00	0.00
	23/12/2021	Purchase	300.00	9,025.95	0.00	0.00	8,976.95	0.00	0.00	0.00
	04/03/2022	Purchase	200.00	5,847.95	0.00	0.00	14,824.90	0.00	0.00	0.00
	20/04/2022	Purchase	1.00	32.14	0.00	0.00	14,857.04	0.00	0.00	0.00
	30/06/2022	Revaluation	0.00	0.00	(1,310.00)	0.00	13,547.04	0.00	0.00	0.00
	<b>30/06/2022</b>		<b>501.00</b>	<b>4,169.09</b>	<b>(1,188.55)</b>	<b>0.00</b>	<b>13,547.04</b>	<b>10,767.05</b>	<b>10,736.95</b>	<b>30.10</b>
NDQ.AX1 - Betashares Nasdaq 100 Etf										
	27/07/2021	Purchase	250.00	8,112.45	0.00	0.00	8,112.45	0.00	0.00	0.00
	24/08/2021	Disposal	(250.00)	(8,112.45)	0.00	0.00	0.00	8,312.55	8,112.45	200.10
	01/12/2021	Purchase	200.00	7,267.95	0.00	0.00	7,267.95	0.00	0.00	0.00
	24/05/2022	Purchase	180.00	4,933.95	0.00	0.00	12,201.90	0.00	0.00	0.00
	30/06/2022	Revaluation	0.00	0.00	(2,052.10)	0.00	10,149.80	0.00	0.00	0.00
	<b>30/06/2022</b>		<b>380.00</b>	<b>12,201.90</b>	<b>(2,052.10)</b>	<b>0.00</b>	<b>10,149.80</b>	<b>8,312.55</b>	<b>8,112.45</b>	<b>200.10</b>
NST.AX - Northern Star Resources Ltd										
	01/07/2021	Opening Balance	750.00	0.00	0.00	0.00	7,335.00	0.00	0.00	0.00
	17/08/2021	Revaluation	0.00	0.00	(172.50)	0.00	7,162.50	0.00	0.00	0.00
	30/11/2021	Disposal	(750.00)	(8,254.89)	0.00	0.00	(1,092.39)	7,255.05	8,254.89	(999.84)
	30/11/2021	Writeback	0.00	0.00	919.89	0.00	(172.50)	0.00	0.00	0.00
	28/02/2022	Purchase	700.00	7,096.95	0.00	0.00	6,924.45	0.00	0.00	0.00
	07/03/2022	Disposal	(700.00)	(7,096.95)	0.00	0.00	(172.50)	7,036.05	7,096.95	(60.90)
	30/06/2022	Revaluation	0.00	0.00	172.50	0.00	0.00	0.00	0.00	0.00
	<b>30/06/2022</b>		<b>0.00</b>	<b>(8,254.89)</b>	<b>919.89</b>	<b>0.00</b>	<b>0.00</b>	<b>14,291.10</b>	<b>15,351.84</b>	<b>(1,060.74)</b>
NXL.AX - Nuix Limited										
	12/08/2021	Purchase	2,000.00	5,439.95	0.00	0.00	5,439.95	0.00	0.00	0.00
	17/08/2021	Revaluation	0.00	0.00	(439.95)	0.00	5,000.00	0.00	0.00	0.00
	20/08/2021	Disposal	(2,000.00)	(5,439.95)	0.00	0.00	(439.95)	5,040.05	5,439.95	(399.90)
	30/06/2022	Revaluation	0.00	0.00	439.95	0.00	0.00	0.00	0.00	0.00
	<b>30/06/2022</b>		<b>0.00</b>	<b>0.00</b>	<b>0.00</b>	<b>0.00</b>	<b>0.00</b>	<b>5,040.05</b>	<b>5,439.95</b>	<b>(399.90)</b>

# Chang Family Super Fund

## Market Movement Report

As at 30 June 2022

Investment	Date	Description	Unrealised				Realised			Total
			Units	Accounting Cost Movement	Market Movement	Depreciation	Balance	Consideration	Accounting Cost Base	
OOO.AX - Betashares Crude Oil Index Etf-currency Hedged (synthetic)										
	01/07/2021	Opening Balance	0.00	0.00	0.00	0.00	0.00	0.00	0.00	0.00
	02/12/2021	Purchase	1,200.00	6,979.95	0.00	0.00	6,979.95	0.00	0.00	0.00
	21/12/2021	Disposal	(1,200.00)	(6,979.95)	0.00	0.00	0.00	7,000.05	6,979.95	20.10
	<b>30/06/2022</b>		<b>0.00</b>	<b>0.00</b>	<b>0.00</b>	<b>0.00</b>	<b>0.00</b>	<b>7,000.05</b>	<b>6,979.95</b>	<b>20.10</b>
PBH.AX - Pointsbet Holdings Limited										
	05/08/2021	Purchase	700.00	7,005.95	0.00	0.00	7,005.95	0.00	0.00	0.00
	17/08/2021	Revaluation	0.00	0.00	127.05	0.00	7,133.00	0.00	0.00	0.00
	01/09/2021	Disposal	(700.00)	(7,005.95)	0.00	0.00	127.05	7,127.05	7,005.95	121.10
	02/11/2021	Purchase	800.00	6,463.95	0.00	0.00	6,591.00	0.00	0.00	0.00
	10/11/2021	Disposal	(800.00)	(6,463.95)	0.00	0.00	127.05	6,676.05	6,463.95	212.10
	24/01/2022	Purchase	1,000.00	6,179.95	0.00	0.00	6,307.00	0.00	0.00	0.00
	27/01/2022	Disposal	(1,000.00)	(6,179.95)	0.00	0.00	127.05	5,790.05	6,179.95	(389.90)
	15/02/2022	Purchase	1,000.00	4,979.95	0.00	0.00	5,107.00	0.00	0.00	0.00
	24/02/2022	Disposal	(1,000.00)	(4,979.95)	0.00	0.00	127.05	3,790.05	4,979.95	(1,189.90)
	30/06/2022	Revaluation	0.00	0.00	(127.05)	0.00	0.00	0.00	0.00	0.00
	<b>30/06/2022</b>		<b>0.00</b>	<b>0.00</b>	<b>0.00</b>	<b>0.00</b>	<b>0.00</b>	<b>23,383.20</b>	<b>24,629.80</b>	<b>(1,246.60)</b>
PLS.AX - Pilbara Minerals Limited										
	18/10/2021	Purchase	3,500.00	7,038.31	0.00	0.00	7,038.31	0.00	0.00	0.00
	01/11/2021	Disposal	(3,500.00)	(7,038.31)	0.00	0.00	0.00	7,400.05	7,038.31	361.74
	23/12/2021	Purchase	2,600.00	7,247.95	0.00	0.00	7,247.95	0.00	0.00	0.00
	13/01/2022	Disposal	(2,600.00)	(7,247.95)	0.00	0.00	0.00	9,106.05	7,247.95	1,858.10
	03/02/2022	Purchase	2,300.00	7,609.95	0.00	0.00	7,609.95	0.00	0.00	0.00
	24/06/2022	Disposal	(2,300.00)	(7,609.95)	0.00	0.00	0.00	4,718.05	7,609.95	(2,891.90)
	<b>30/06/2022</b>		<b>0.00</b>	<b>0.00</b>	<b>0.00</b>	<b>0.00</b>	<b>0.00</b>	<b>21,224.15</b>	<b>21,896.21</b>	<b>(672.06)</b>
PME.AX - Pro Medicus Limited										
	01/07/2021	Opening Balance	0.00	0.00	0.00	0.00	0.00	0.00	0.00	0.00
	20/08/2021	Purchase	100.00	6,049.95	0.00	0.00	6,049.95	0.00	0.00	0.00
	08/09/2021	Purchase	100.00	5,860.11	0.00	0.00	11,910.06	0.00	0.00	0.00
	08/10/2021	Disposal	(200.00)	(11,910.06)	0.00	0.00	0.00	10,121.05	11,910.06	(1,789.01)
	09/11/2021	Purchase	120.00	7,261.70	0.00	0.00	7,261.70	0.00	0.00	0.00
	25/11/2021	Disposal	(120.00)	(7,261.70)	0.00	0.00	0.00	7,209.39	7,261.70	(52.31)
	06/12/2021	Purchase	180.00	10,014.45	0.00	0.00	10,014.45	0.00	0.00	0.00
	22/12/2021	Disposal	(180.00)	(10,014.45)	0.00	0.00	0.00	10,690.05	10,014.45	675.60

# Chang Family Super Fund

## Market Movement Report

As at 30 June 2022

Investment	Date	Description	Unrealised				Realised			Total
			Units	Accounting Cost Movement	Market Movement	Depreciation	Balance	Consideration	Accounting Cost Base	
	24/01/2022	Purchase	200.00	9,037.95	0.00	0.00	9,037.95	0.00	0.00	0.00
	31/01/2022	Disposal	(200.00)	(9,037.95)	0.00	0.00	0.00	8,262.89	9,037.95	(775.06)
	15/03/2022	Purchase	180.00	7,765.35	0.00	0.00	7,765.35	0.00	0.00	0.00
	30/06/2022	Revaluation	0.00	0.00	(160.35)	0.00	7,605.00	0.00	0.00	0.00
	<b>30/06/2022</b>		<b>180.00</b>	<b>7,765.35</b>	<b>(160.35)</b>	<b>0.00</b>	<b>7,605.00</b>	<b>36,283.38</b>	<b>38,224.16</b>	<b>(1,940.78)</b>
PRL.AX - Province Resources Ltd										
	01/07/2021	Opening Balance	40,000.00	0.00	0.00	0.00	5,200.00	0.00	0.00	0.00
	17/08/2021	Revaluation	0.00	0.00	800.00	0.00	6,000.00	0.00	0.00	0.00
	31/08/2021	Disposal	(40,000.00)	(5,619.95)	0.00	0.00	380.05	5,580.05	5,619.95	(39.90)
	31/08/2021	Writeback	0.00	0.00	419.95	0.00	800.00	0.00	0.00	0.00
	30/06/2022	Revaluation	0.00	0.00	(800.00)	0.00	0.00	0.00	0.00	0.00
	<b>30/06/2022</b>		<b>0.00</b>	<b>(5,619.95)</b>	<b>419.95</b>	<b>0.00</b>	<b>0.00</b>	<b>5,580.05</b>	<b>5,619.95</b>	<b>(39.90)</b>
PTM.AX - Platinum Asset Management Limited										
	01/07/2021	Opening Balance	0.00	0.00	0.00	0.00	0.00	0.00	0.00	0.00
	19/10/2021	Purchase	2,000.00	6,019.95	0.00	0.00	6,019.95	0.00	0.00	0.00
	04/11/2021	Disposal	(2,000.00)	(6,019.95)	0.00	0.00	0.00	6,080.05	6,019.95	60.10
	<b>30/06/2022</b>		<b>0.00</b>	<b>0.00</b>	<b>0.00</b>	<b>0.00</b>	<b>0.00</b>	<b>6,080.05</b>	<b>6,019.95</b>	<b>60.10</b>
QAN.AX - Qantas Airways Limited										
	01/07/2021	Opening Balance	0.00	0.00	0.00	0.00	0.00	0.00	0.00	0.00
	17/05/2022	Purchase	1,400.00	7,430.95	0.00	0.00	7,430.95	0.00	0.00	0.00
	30/06/2022	Revaluation	0.00	0.00	(1,172.95)	0.00	6,258.00	0.00	0.00	0.00
	<b>30/06/2022</b>		<b>1,400.00</b>	<b>7,430.95</b>	<b>(1,172.95)</b>	<b>0.00</b>	<b>6,258.00</b>	<b>0.00</b>	<b>0.00</b>	<b>0.00</b>
RCG6220AU.AX1 - Rc Global Infra-Energy Fund										
	20/12/2021	Purchase	24,029.22	25,000.00	0.00	0.00	25,000.00	0.00	0.00	0.00
	30/06/2022	Revaluation	0.00	0.00	(687.24)	0.00	24,312.76	0.00	0.00	0.00
	<b>30/06/2022</b>		<b>24,029.22</b>	<b>25,000.00</b>	<b>(687.24)</b>	<b>0.00</b>	<b>24,312.76</b>	<b>0.00</b>	<b>0.00</b>	<b>0.00</b>
RFF.AX1 - Rural Funds Group										
	01/07/2021	Opening Balance	0.00	0.00	0.00	0.00	0.00	0.00	0.00	0.00
	28/10/2021	Purchase	3,500.00	9,853.41	0.00	0.00	9,853.41	0.00	0.00	0.00
	04/03/2022	Disposal	(3,500.00)	(9,853.41)	0.00	0.00	0.00	9,211.86	9,853.41	(641.55)
	<b>30/06/2022</b>		<b>0.00</b>	<b>0.00</b>	<b>0.00</b>	<b>0.00</b>	<b>0.00</b>	<b>9,211.86</b>	<b>9,853.41</b>	<b>(641.55)</b>

# Chang Family Super Fund

## Market Movement Report

As at 30 June 2022

Investment	Date	Description	Unrealised				Realised			Total
			Units	Accounting Cost Movement	Market Movement	Depreciation	Balance	Consideration	Accounting Cost Base	
RMD.AX - Resmed Inc										
	01/07/2021	Opening Balance	300.00	0.00	0.00	0.00	9,828.00	0.00	0.00	0.00
	13/07/2021	Disposal	(300.00)	(7,480.95)	0.00	0.00	2,347.05	9,970.05	7,480.95	2,489.10
	13/07/2021	Writeback	0.00	0.00	(2,347.05)	0.00	0.00	0.00	0.00	0.00
	18/10/2021	Purchase	250.00	8,664.95	0.00	0.00	8,664.95	0.00	0.00	0.00
	21/01/2022	Disposal	(250.00)	(8,664.95)	0.00	0.00	0.00	8,295.05	8,664.95	(369.90)
	<b>30/06/2022</b>		<b>0.00</b>	<b>(7,480.95)</b>	<b>(2,347.05)</b>	<b>0.00</b>	<b>0.00</b>	<b>18,265.10</b>	<b>16,145.90</b>	<b>2,119.20</b>
SEMI.AX - Global X Semiconductor Etf										
	02/12/2021	Purchase	650.00	7,598.95	0.00	0.00	7,598.95	0.00	0.00	0.00
	14/12/2021	Disposal	(650.00)	(7,598.95)	0.00	0.00	0.00	7,481.05	7,598.95	(117.90)
	17/05/2022	Purchase	850.00	7,567.95	0.00	0.00	7,567.95	0.00	0.00	0.00
	02/06/2022	Disposal	(850.00)	(7,567.95)	0.00	0.00	0.00	7,808.55	7,567.95	240.60
	<b>30/06/2022</b>		<b>0.00</b>	<b>0.00</b>	<b>0.00</b>	<b>0.00</b>	<b>0.00</b>	<b>15,289.60</b>	<b>15,166.90</b>	<b>122.70</b>
SHL.AX - Sonic Healthcare Limited										
	02/11/2021	Purchase	200.00	8,035.95	0.00	0.00	8,035.95	0.00	0.00	0.00
	17/12/2021	Disposal	(200.00)	(8,035.95)	0.00	0.00	0.00	8,764.05	8,035.95	728.10
	<b>30/06/2022</b>		<b>0.00</b>	<b>0.00</b>	<b>0.00</b>	<b>0.00</b>	<b>0.00</b>	<b>8,764.05</b>	<b>8,035.95</b>	<b>728.10</b>
SHSARCGLOBALINFRA - RC Global Infra-Energy Limited										
	01/07/2021	Opening Balance	25,000.00	0.00	0.00	0.00	29,250.00	0.00	0.00	0.00
	08/10/2021	Disposal	(25,000.00)	(25,000.00)	0.00	0.00	4,250.00	30,000.00	25,000.00	5,000.00
	08/10/2021	Writeback	0.00	0.00	(2,125.00)	0.00	2,125.00	0.00	0.00	0.00
	30/06/2022	Revaluation	0.00	0.00	(2,125.00)	0.00	0.00	0.00	0.00	0.00
	<b>30/06/2022</b>		<b>0.00</b>	<b>(25,000.00)</b>	<b>(4,250.00)</b>	<b>0.00</b>	<b>0.00</b>	<b>30,000.00</b>	<b>25,000.00</b>	<b>5,000.00</b>
SOL.AX - Washington H Soul Pattinson & Company Limited										
	01/07/2021	Opening Balance	0.00	0.00	0.00	0.00	0.00	0.00	0.00	0.00
	02/11/2021	Purchase	200.00	6,589.95	0.00	0.00	6,589.95	0.00	0.00	0.00
	22/12/2021	Disposal	(200.00)	(6,589.95)	0.00	0.00	0.00	5,966.05	6,589.95	(623.90)
	10/03/2022	Purchase	300.00	7,757.35	0.00	0.00	7,757.35	0.00	0.00	0.00
	30/06/2022	Revaluation	0.00	0.00	(695.35)	0.00	7,062.00	0.00	0.00	0.00
	<b>30/06/2022</b>		<b>300.00</b>	<b>7,757.35</b>	<b>(695.35)</b>	<b>0.00</b>	<b>7,062.00</b>	<b>5,966.05</b>	<b>6,589.95</b>	<b>(623.90)</b>
STW.AX1 - Spdr S&p/asx 200 Fund										
	01/07/2021	Opening Balance	0.00	0.00	0.00	0.00	0.00	0.00	0.00	0.00
	29/06/2022	Purchase	100.00	6,074.95	0.00	0.00	6,074.95	0.00	0.00	0.00
	30/06/2022	Revaluation	0.00	0.00	(128.95)	0.00	5,946.00	0.00	0.00	0.00

# Chang Family Super Fund

## Market Movement Report

As at 30 June 2022

Investment	Date	Description	Unrealised				Realised			Total
			Units	Accounting Cost Movement	Market Movement	Depreciation	Balance	Consideration	Accounting Cost Base	
	<b>30/06/2022</b>		<b>100.00</b>	<b>6,074.95</b>	<b>(128.95)</b>	<b>0.00</b>	<b>5,946.00</b>	<b>0.00</b>	<b>0.00</b>	<b>0.00</b>
TLS.AX - Telstra Corporation Limited.										
	01/07/2021	Opening Balance	0.00	0.00	0.00	0.00	0.00	0.00	0.00	0.00
	31/01/2022	Purchase	2,000.00	7,719.95	0.00	0.00	7,719.95	0.00	0.00	0.00
	01/04/2022	Purchase	41.00	158.38	0.00	0.00	7,878.33	0.00	0.00	0.00
	08/04/2022	Disposal	(2,041.00)	(7,878.33)	0.00	0.00	0.00	7,975.77	7,878.33	97.44
	<b>30/06/2022</b>		<b>0.00</b>	<b>0.00</b>	<b>0.00</b>	<b>0.00</b>	<b>0.00</b>	<b>7,975.77</b>	<b>7,878.33</b>	<b>97.44</b>
TPG.AX - TPG Telecom Limited.										
	01/07/2021	Opening Balance	0.00	0.00	0.00	0.00	0.00	0.00	0.00	0.00
	11/01/2022	Purchase	1,200.00	7,207.95	0.00	0.00	7,207.95	0.00	0.00	0.00
	31/01/2022	Disposal	(1,200.00)	(7,207.95)	0.00	0.00	0.00	6,796.05	7,207.95	(411.90)
	<b>30/06/2022</b>		<b>0.00</b>	<b>0.00</b>	<b>0.00</b>	<b>0.00</b>	<b>0.00</b>	<b>6,796.05</b>	<b>7,207.95</b>	<b>(411.90)</b>
UMG.AX - United Malt Group Limited										
	29/12/2021	Purchase	1,600.00	7,059.95	0.00	0.00	7,059.95	0.00	0.00	0.00
	07/01/2022	Disposal	(1,600.00)	(7,059.95)	0.00	0.00	0.00	7,289.05	7,059.95	229.10
	<b>30/06/2022</b>		<b>0.00</b>	<b>0.00</b>	<b>0.00</b>	<b>0.00</b>	<b>0.00</b>	<b>7,289.05</b>	<b>7,059.95</b>	<b>229.10</b>
VDBA.AX - Vanguard Diversified Balanced Index Etf										
	11/10/2021	Purchase	500.00	27,620.35	0.00	0.00	27,620.35	0.00	0.00	0.00
	10/11/2021	Purchase	200.00	11,285.95	0.00	0.00	38,906.30	0.00	0.00	0.00
	23/12/2021	Purchase	500.00	28,180.97	0.00	0.00	67,087.27	0.00	0.00	0.00
	19/01/2022	Purchase	4.00	224.58	0.00	0.00	67,311.85	0.00	0.00	0.00
	24/01/2022	Disposal	(600.00)	(33,830.73)	0.00	0.00	33,481.12	32,939.72	33,830.73	(891.01)
	25/01/2022	Disposal	(604.00)	(33,481.12)	0.00	0.00	0.00	33,008.50	33,481.12	(472.62)
	<b>30/06/2022</b>		<b>0.00</b>	<b>0.00</b>	<b>0.00</b>	<b>0.00</b>	<b>0.00</b>	<b>65,948.22</b>	<b>67,311.85</b>	<b>(1,363.63)</b>
VGS.AX1 - Vanguard Msci Index International Shares Etf										
	08/11/2021	Purchase	70.00	7,216.65	0.00	0.00	7,216.65	0.00	0.00	0.00
	21/01/2022	Disposal	(70.00)	(7,216.65)	0.00	0.00	0.00	7,220.15	7,216.65	3.50
	<b>30/06/2022</b>		<b>0.00</b>	<b>0.00</b>	<b>0.00</b>	<b>0.00</b>	<b>0.00</b>	<b>7,220.15</b>	<b>7,216.65</b>	<b>3.50</b>

# Chang Family Super Fund

## Market Movement Report

As at 30 June 2022

Investment	Date	Description	Unrealised				Realised			Total
			Units	Accounting Cost Movement	Market Movement	Depreciation	Balance	Consideration	Accounting Cost Base	
VHY.AX - Vanguard Australian Shares High Yield Etf										
	02/08/2021	Purchase	300.00	20,377.40	0.00	0.00	20,377.40	0.00	0.00	0.00
	17/09/2021	Disposal	(150.00)	(10,188.70)	0.00	0.00	10,188.70	9,844.05	10,188.70	(344.65)
	18/10/2021	Purchase	3.00	191.32	0.00	0.00	10,380.02	0.00	0.00	0.00
	18/11/2021	Disposal	(153.00)	(10,380.02)	0.00	0.00	0.00	9,796.53	10,380.02	(583.49)
	<b>30/06/2022</b>		<b>0.00</b>	<b>0.00</b>	<b>0.00</b>	<b>0.00</b>	<b>0.00</b>	<b>19,640.58</b>	<b>20,568.72</b>	<b>(928.14)</b>
VUL.AX - Vulcan Energy Resources Limited										
	01/07/2021	Opening Balance	0.00	0.00	0.00	0.00	0.00	0.00	0.00	0.00
	26/07/2021	Purchase	850.00	7,950.45	0.00	0.00	7,950.45	0.00	0.00	0.00
	17/08/2021	Disposal	(850.00)	(7,950.45)	0.00	0.00	0.00	12,475.05	7,950.45	4,524.60
	21/09/2021	Purchase	500.00	7,404.95	0.00	0.00	7,404.95	0.00	0.00	0.00
	08/10/2021	Disposal	(1,000.00)	(13,154.90)	0.00	0.00	(5,749.95)	10,940.05	13,154.90	(2,214.85)
	13/10/2021	Purchase	500.00	5,749.95	0.00	0.00	0.00	0.00	0.00	0.00
	13/10/2021	Purchase	700.00	8,097.95	0.00	0.00	8,097.95	0.00	0.00	0.00
	05/11/2021	Disposal	(700.00)	(8,097.95)	0.00	0.00	0.00	8,068.55	8,097.95	(29.40)
	18/01/2022	Purchase	700.00	7,047.95	0.00	0.00	7,047.95	0.00	0.00	0.00
	28/02/2022	Disposal	(700.00)	(7,047.95)	0.00	0.00	0.00	5,720.05	7,047.95	(1,327.90)
	<b>30/06/2022</b>		<b>0.00</b>	<b>0.00</b>	<b>0.00</b>	<b>0.00</b>	<b>0.00</b>	<b>37,203.70</b>	<b>36,251.25</b>	<b>952.45</b>
WAX.AX - Wam Research Limited										
	01/07/2021	Opening Balance	6,000.00	0.00	0.00	0.00	9,870.00	0.00	0.00	0.00
	16/09/2021	Disposal	(6,000.00)	(10,219.95)	0.00	0.00	(349.95)	10,420.05	10,219.95	200.10
	16/09/2021	Writeback	0.00	0.00	349.95	0.00	0.00	0.00	0.00	0.00
	<b>30/06/2022</b>		<b>0.00</b>	<b>(10,219.95)</b>	<b>349.95</b>	<b>0.00</b>	<b>0.00</b>	<b>10,420.05</b>	<b>10,219.95</b>	<b>200.10</b>
WDS.AX - Woodside Energy Group Ltd										
	01/06/2022	Purchase	48.00	1,428.48	0.00	0.00	1,428.48	0.00	0.00	0.00
	06/06/2022	Disposal	(48.00)	(1,428.48)	0.00	0.00	0.00	1,505.01	1,428.48	76.53
	<b>30/06/2022</b>		<b>0.00</b>	<b>0.00</b>	<b>0.00</b>	<b>0.00</b>	<b>0.00</b>	<b>1,505.01</b>	<b>1,428.48</b>	<b>76.53</b>
WEB.AX - Webjet Limited										
	01/07/2021	Opening Balance	1,200.00	0.00	0.00	0.00	5,892.00	0.00	0.00	0.00
	17/08/2021	Revaluation	0.00	0.00	24.00	0.00	5,916.00	0.00	0.00	0.00
	08/10/2021	Disposal	(1,200.00)	(6,158.55)	0.00	0.00	(242.55)	7,504.05	6,158.55	1,345.50
	08/10/2021	Writeback	0.00	0.00	266.55	0.00	24.00	0.00	0.00	0.00
	14/02/2022	Purchase	1,000.00	6,134.95	0.00	0.00	6,158.95	0.00	0.00	0.00
	30/06/2022	Revaluation	0.00	0.00	(818.95)	0.00	5,340.00	0.00	0.00	0.00



# Chang Family Super Fund

## Market Movement Report

As at 30 June 2022

Investment	Date	Description	Unrealised				Realised			Total
			Units	Accounting Cost Movement	Market Movement	Depreciation	Balance	Consideration	Accounting Cost Base	
	<b>30/06/2022</b>		<b>1,000.00</b>	<b>(23.60)</b>	<b>(528.40)</b>	<b>0.00</b>	<b>5,340.00</b>	<b>7,504.05</b>	<b>6,158.55</b>	<b>1,345.50</b>
WES.AX - Wesfarmers Limited										
	01/07/2021	Opening Balance	0.00	0.00	0.00	0.00	0.00	0.00	0.00	0.00
	13/10/2021	Purchase	150.00	8,287.95	0.00	0.00	8,287.95	0.00	0.00	0.00
	25/11/2021	Disposal	(150.00)	(8,287.95)	0.00	0.00	0.00	8,884.05	8,287.95	596.10
	02/12/2021	Return Of Capital	0.00	(300.00)	0.00	0.00	(300.00)			
	28/01/2022	Purchase	150.00	7,900.95	0.00	0.00	7,600.95	0.00	0.00	0.00
	10/02/2022	Purchase	100.00	5,277.95	0.00	0.00	12,878.90	0.00	0.00	0.00
	21/02/2022	Purchase	125.00	6,542.45	0.00	0.00	19,421.35	0.00	0.00	0.00
	30/03/2022	Purchase	6.00	295.70	0.00	0.00	19,717.05	0.00	0.00	0.00
	30/06/2022	Revaluation	0.00	0.00	(3,749.34)	0.00	15,967.71	0.00	0.00	0.00
	<b>30/06/2022</b>		<b>381.00</b>	<b>19,717.05</b>	<b>(3,749.34)</b>	<b>0.00</b>	<b>15,967.71</b>	<b>8,884.05</b>	<b>8,287.95</b>	<b>596.10</b>
WGB.AX - Wam Global Limited										
	01/07/2021	Opening Balance	5,099.00	0.00	0.00	0.00	13,359.38	0.00	0.00	0.00
	17/08/2021	Revaluation	0.00	0.00	254.95	0.00	13,614.33	0.00	0.00	0.00
	15/09/2021	Disposal	(5,099.00)	(13,289.90)	0.00	0.00	324.43	13,589.96	13,289.90	300.06
	15/09/2021	Writeback	0.00	0.00	(69.48)	0.00	254.95	0.00	0.00	0.00
	30/06/2022	Revaluation	0.00	0.00	(254.95)	0.00	0.00	0.00	0.00	0.00
	<b>30/06/2022</b>		<b>0.00</b>	<b>(13,289.90)</b>	<b>(69.48)</b>	<b>0.00</b>	<b>0.00</b>	<b>13,589.96</b>	<b>13,289.90</b>	<b>300.06</b>
WLE.AX - Wam Leaders Limited										
	01/07/2021	Opening Balance	9,000.00	0.00	0.00	0.00	14,310.00	0.00	0.00	0.00
	04/08/2021	Purchase	14,000.00	20,160.00	0.00	0.00	34,470.00	0.00	0.00	0.00
	04/08/2021	Purchase	1,800.00	2,592.00	0.00	0.00	37,062.00	0.00	0.00	0.00
	17/08/2021	Revaluation	0.00	0.00	(358.00)	0.00	36,704.00	0.00	0.00	0.00
	24/08/2021	Disposal	(13,000.00)	(19,649.90)	0.00	0.00	17,054.10	18,959.12	19,649.90	(690.78)
	24/08/2021	Writeback	0.00	0.00	(220.21)	0.00	16,833.89	0.00	0.00	0.00
	16/09/2021	Disposal	(5,000.00)	(7,200.00)	0.00	0.00	9,633.89	7,480.05	7,200.00	280.05
	16/09/2021	Writeback	0.00	0.00	(84.70)	0.00	9,549.19	0.00	0.00	0.00
	29/10/2021	Purchase	161.00	238.00	0.00	0.00	9,787.19	0.00	0.00	0.00
	26/11/2021	Purchase	4,000.00	5,899.95	0.00	0.00	15,687.14	0.00	0.00	0.00
	13/12/2021	Disposal	(10,961.00)	(15,929.95)	0.00	0.00	(242.81)	16,311.94	15,929.95	381.99
	13/12/2021	Writeback	0.00	0.00	(115.19)	0.00	(358.00)	0.00	0.00	0.00
	10/02/2022	Purchase	4,000.00	6,059.95	0.00	0.00	5,701.95	0.00	0.00	0.00

# Chang Family Super Fund

## Market Movement Report

As at 30 June 2022

Investment	Date	Description	Unrealised				Realised			Total
			Units	Accounting Cost Movement	Market Movement	Depreciation	Balance	Consideration	Accounting Cost Base	
	16/02/2022	Purchase	2,500.00	3,782.45	0.00	0.00	9,484.40	0.00	0.00	0.00
	29/04/2022	Purchase	168.00	260.00	0.00	0.00	9,744.40	0.00	0.00	0.00
	06/06/2022	Disposal	(6,668.00)	(10,102.40)	0.00	0.00	(358.00)	10,082.07	10,102.40	(20.33)
	06/06/2022	Writeback	0.00	0.00	358.00	0.00	0.00	0.00	0.00	0.00
	30/06/2022	Revaluation	0.00	0.00	358.00	0.00	358.00	0.00	0.00	0.00
	30/06/2022	Revaluation	0.00	0.00	(358.00)	0.00	0.00	0.00	0.00	0.00
	<b>30/06/2022</b>		<b>0.00</b>	<b>(13,889.90)</b>	<b>(420.10)</b>	<b>0.00</b>	<b>0.00</b>	<b>52,833.18</b>	<b>52,882.25</b>	<b>(49.07)</b>
WMI.AX - Wam Microcap Limited										
	01/07/2021	Opening Balance	0.00	0.00	0.00	0.00	0.00	0.00	0.00	0.00
	24/09/2021	Purchase	4,000.00	8,199.95	0.00	0.00	8,199.95	0.00	0.00	0.00
	13/10/2021	Purchase	2,500.00	5,144.95	0.00	0.00	13,344.90	0.00	0.00	0.00
	22/10/2021	Purchase	160.00	320.00	0.00	0.00	13,664.90	0.00	0.00	0.00
	24/11/2021	Disposal	(6,660.00)	(13,664.90)	0.00	0.00	0.00	13,033.65	13,664.90	(631.25)
	<b>30/06/2022</b>		<b>0.00</b>	<b>0.00</b>	<b>0.00</b>	<b>0.00</b>	<b>0.00</b>	<b>13,033.65</b>	<b>13,664.90</b>	<b>(631.25)</b>
WOW.AX - Woolworths Group Limited										
	01/07/2021	Opening Balance	200.00	0.00	0.00	0.00	7,626.00	0.00	0.00	0.00
	27/07/2021	Disposal	(200.00)	(7,638.60)	0.00	0.00	(12.60)	7,866.05	7,638.60	227.45
	27/07/2021	Writeback	0.00	0.00	12.60	0.00	0.00	0.00	0.00	0.00
	<b>30/06/2022</b>		<b>0.00</b>	<b>(7,638.60)</b>	<b>12.60</b>	<b>0.00</b>	<b>0.00</b>	<b>7,866.05</b>	<b>7,638.60</b>	<b>227.45</b>
WPL.AX - Woodside Petroleum Ltd										
	01/07/2021	Opening Balance	0.00	0.00	0.00	0.00	0.00	0.00	0.00	0.00
	04/03/2022	Purchase	250.00	7,579.95	0.00	0.00	7,579.95	0.00	0.00	0.00
	10/03/2022	Disposal	(250.00)	(7,579.95)	0.00	0.00	0.00	8,342.55	7,579.95	762.60
	<b>30/06/2022</b>		<b>0.00</b>	<b>0.00</b>	<b>0.00</b>	<b>0.00</b>	<b>0.00</b>	<b>8,342.55</b>	<b>7,579.95</b>	<b>762.60</b>
XRO.AX - Xero Limited										
	01/07/2021	Opening Balance	0.00	0.00	0.00	0.00	0.00	0.00	0.00	0.00
	15/11/2021	Purchase	50.00	7,116.86	0.00	0.00	7,116.86	0.00	0.00	0.00
	22/12/2021	Disposal	(50.00)	(7,116.86)	0.00	0.00	0.00	6,840.35	7,116.86	(276.51)
	24/02/2022	Purchase	80.00	7,862.14	0.00	0.00	7,862.14	0.00	0.00	0.00
	30/06/2022	Revaluation	0.00	0.00	(1,705.34)	0.00	6,156.80	0.00	0.00	0.00
	<b>30/06/2022</b>		<b>80.00</b>	<b>7,862.14</b>	<b>(1,705.34)</b>	<b>0.00</b>	<b>6,156.80</b>	<b>6,840.35</b>	<b>7,116.86</b>	<b>(276.51)</b>

# Chang Family Super Fund

## Market Movement Report

As at 30 June 2022

Investment	Date	Description	Unrealised				Realised			Total
			Units	Accounting Cost Movement	Market Movement	Depreciation	Balance	Consideration	Accounting Cost Base	
Z1P.AX - Zip Co Limited.										
	01/07/2021	Opening Balance	0.00	0.00	0.00	0.00	0.00	0.00	0.00	0.00
	24/09/2021	Purchase	1,000.00	6,249.95	0.00	0.00	6,249.95	0.00	0.00	0.00
	28/09/2021	Disposal	(1,000.00)	(6,249.95)	0.00	0.00	0.00	6,880.05	6,249.95	630.10
	24/11/2021	Purchase	1,200.00	6,811.95	0.00	0.00	6,811.95	0.00	0.00	0.00
	06/12/2021	Disposal	(1,200.00)	(6,811.95)	0.00	0.00	0.00	5,776.05	6,811.95	(1,035.90)
	24/01/2022	Purchase	1,700.00	6,173.95	0.00	0.00	6,173.95	0.00	0.00	0.00
	27/01/2022	Disposal	(1,700.00)	(6,173.95)	0.00	0.00	0.00	5,301.05	6,173.95	(872.90)
	23/03/2022	Purchase	4,000.00	6,739.95	0.00	0.00	6,739.95	0.00	0.00	0.00
	20/05/2022	Disposal	(2,000.00)	(3,369.98)	0.00	0.00	3,369.97	1,780.05	3,369.98	(1,589.93)
	06/06/2022	Disposal	(2,000.00)	(3,369.98)	0.00	0.00	(0.01)	1,565.05	3,369.98	(1,804.93)
	30/06/2022	Revaluation	0.00	0.00	0.01	0.00	0.00	0.00	0.00	0.00
	<b>30/06/2022</b>		<b>0.00</b>	<b>(0.01)</b>	<b>0.01</b>	<b>0.00</b>	<b>0.00</b>	<b>21,302.25</b>	<b>25,975.81</b>	<b>(4,673.56)</b>
<b>Total Market Movement</b>					<b>(31,272.60)</b>					<b>(23,851.63)</b>
										<b>(55,124.23)</b>

# Chang Family Super Fund

## Realised Capital Gains Report

For The Period 01 July 2021 - 30 June 2022

Investment		Accounting Treatment				Tax Treatment						
Purchase Contract Date	Disposal Contract Date	Units	Cost	Proceeds	Accounting Profit/(Loss)	Adjusted Cost Base	Reduced Cost Base	Indexed Cost Base	Indexed Gains	Discounted Gains (Gross)	Other Gains	Capital Loss
<b>Shares in Listed Companies (Australian)</b>												
360.AX - Life360 Inc.												
29/10/2021	11/11/2021	600.00	6,457.95	7,438.05	980.10	6,457.95	6,457.95	0.00	0.00	0.00	980.10	0.00
25/11/2021	31/12/2021	700.00	8,539.40	6,770.05	(1,769.35)	8,539.40	8,539.40	0.00	0.00	0.00	0.00	(1,769.35)
		<b>1,300.00</b>	<b>14,997.35</b>	<b>14,208.10</b>	<b>(789.25)</b>	<b>14,997.35</b>	<b>14,997.35</b>	<b>0.00</b>	<b>0.00</b>	<b>0.00</b>	<b>980.10</b>	<b>(1,769.35)</b>
88E.AX - 88 Energy Limited												
13/07/2021	04/11/2021	150,000.00	5,119.95	4,180.05	(939.90)	5,119.95	5,119.95	0.00	0.00	0.00	0.00	(939.90)
		<b>150,000.00</b>	<b>5,119.95</b>	<b>4,180.05</b>	<b>(939.90)</b>	<b>5,119.95</b>	<b>5,119.95</b>	<b>0.00</b>	<b>0.00</b>	<b>0.00</b>	<b>0.00</b>	<b>(939.90)</b>
A2M.AX - The A2 Milk Company Limited												
09/06/2021	12/08/2021	1,200.00	7,039.95	7,204.05	164.10	7,039.95	7,039.95	0.00	0.00	0.00	164.10	0.00
26/08/2021	27/08/2021	500.00	3,049.95	2,958.35	(91.60)	3,049.95	3,049.95	0.00	0.00	0.00	0.00	(91.60)
25/08/2021	27/08/2021	1,000.00	6,879.95	5,916.70	(963.25)	6,879.95	6,879.95	0.00	0.00	0.00	0.00	(963.25)
		<b>2,700.00</b>	<b>16,969.85</b>	<b>16,079.10</b>	<b>(890.75)</b>	<b>16,969.85</b>	<b>16,969.85</b>	<b>0.00</b>	<b>0.00</b>	<b>0.00</b>	<b>164.10</b>	<b>(1,054.85)</b>
ADH.AX - Adairs Limited												
09/03/2021	13/08/2021	1,500.00	5,674.95	6,085.05	410.10	5,674.95	5,674.95	0.00	0.00	0.00	410.10	0.00
24/01/2022	27/01/2022	1,500.00	4,564.95	4,206.45	(358.50)	4,564.95	4,564.95	0.00	0.00	0.00	0.00	(358.50)
20/12/2021	27/01/2022	2,000.00	7,699.95	5,608.60	(2,091.35)	7,699.95	7,699.95	0.00	0.00	0.00	0.00	(2,091.35)
		<b>5,000.00</b>	<b>17,939.85</b>	<b>15,900.10</b>	<b>(2,039.75)</b>	<b>17,939.85</b>	<b>17,939.85</b>	<b>0.00</b>	<b>0.00</b>	<b>0.00</b>	<b>410.10</b>	<b>(2,449.85)</b>
AGL.AX - AGL Energy Limited.												
01/07/2021	06/08/2021	1,000.00	8,294.95	7,410.60	(884.35)	8,294.95	8,294.95	0.00	0.00	0.00	0.00	(884.35)
30/12/2021	03/02/2022	1,000.00	6,159.95	7,190.05	1,030.10	6,159.95	6,159.95	0.00	0.00	0.00	1,030.10	0.00
		<b>2,000.00</b>	<b>14,454.90</b>	<b>14,600.65</b>	<b>145.75</b>	<b>14,454.90</b>	<b>14,454.90</b>	<b>0.00</b>	<b>0.00</b>	<b>0.00</b>	<b>1,030.10</b>	<b>(884.35)</b>

# Chang Family Super Fund

## Realised Capital Gains Report

For The Period 01 July 2021 - 30 June 2022

Investment		Accounting Treatment				Tax Treatment						
Purchase Contract Date	Disposal Contract Date	Units	Cost	Proceeds	Accounting Profit/(Loss)	Adjusted Cost Base	Reduced Cost Base	Indexed Cost Base	Indexed Gains	Discounted Gains (Gross)	Other Gains	Capital Loss
<b>Shares in Listed Companies (Australian)</b>												
AGY.AX - Argosy Minerals Limited												
18/11/2021	12/01/2022	22,000.00	6,344.95	8,670.05	2,325.10	6,344.95	6,344.95	0.00	0.00	0.00	2,325.10	0.00
14/01/2022	25/01/2022	15,000.00	6,094.95	4,780.05	(1,314.90)	6,094.95	6,094.95	0.00	0.00	0.00	0.00	(1,314.90)
		<b>37,000.00</b>	<b>12,439.90</b>	<b>13,450.10</b>	<b>1,010.20</b>	<b>12,439.90</b>	<b>12,439.90</b>	<b>0.00</b>	<b>0.00</b>	<b>0.00</b>	<b>2,325.10</b>	<b>(1,314.90)</b>
ALU.AX - Altium Limited												
21/07/2021	02/09/2021	200.00	6,597.30	6,149.05	(448.25)	6,597.30	6,597.30	0.00	0.00	0.00	0.00	(448.25)
30/08/2021	14/09/2021	200.00	6,121.95	6,774.66	652.71	6,121.95	6,121.95	0.00	0.00	0.00	652.71	0.00
21/07/2021	14/09/2021	100.00	3,298.65	3,387.33	88.68	3,298.65	3,298.65	0.00	0.00	0.00	88.68	0.00
21/02/2022	07/03/2022	250.00	7,894.95	7,948.80	53.85	7,894.95	7,894.95	0.00	0.00	0.00	53.85	0.00
		<b>750.00</b>	<b>23,912.85</b>	<b>24,259.84</b>	<b>346.99</b>	<b>23,912.85</b>	<b>23,912.85</b>	<b>0.00</b>	<b>0.00</b>	<b>0.00</b>	<b>795.24</b>	<b>(448.25)</b>
ANN.AX - Ansell Limited												
31/01/2022	16/02/2022	300.00	8,122.81	7,789.05	(333.76)	8,122.81	8,122.81	0.00	0.00	0.00	0.00	(333.76)
		<b>300.00</b>	<b>8,122.81</b>	<b>7,789.05</b>	<b>(333.76)</b>	<b>8,122.81</b>	<b>8,122.81</b>	<b>0.00</b>	<b>0.00</b>	<b>0.00</b>	<b>0.00</b>	<b>(333.76)</b>
APX.AX - Appen Limited												
09/06/2021	12/08/2021	700.00	8,923.95	8,391.15	(532.80)	8,923.95	8,923.95	0.00	0.00	0.00	0.00	0.00
26/08/2021	26/11/2021	300.00	3,256.95	3,088.21	(168.74)	3,256.95	3,256.95	0.00	0.00	0.00	0.00	0.00
25/08/2021	26/11/2021	600.00	8,251.95	6,176.41	(2,075.54)	8,251.95	8,251.95	0.00	0.00	0.00	0.00	0.00
		<b>1,600.00</b>	<b>20,432.85</b>	<b>17,655.77</b>	<b>(2,777.08)</b>	<b>20,432.85</b>	<b>20,432.85</b>	<b>0.00</b>	<b>0.00</b>	<b>0.00</b>	<b>0.00</b>	<b>0.00</b>
AX1.AX - Accent Group Limited												
17/08/2021	02/09/2021	2,000.00	4,693.30	4,300.05	(393.25)	4,693.30	4,693.30	0.00	0.00	0.00	0.00	(393.25)
20/08/2021	01/10/2021	750.00	1,672.48	1,617.00	(55.48)	1,672.48	1,672.48	0.00	0.00	0.00	0.00	(55.48)

# Chang Family Super Fund

## Realised Capital Gains Report

For The Period 01 July 2021 - 30 June 2022

Investment		Accounting Treatment				Tax Treatment						
Purchase Contract Date	Disposal Contract Date	Units	Cost	Proceeds	Accounting Profit/(Loss)	Adjusted Cost Base	Reduced Cost Base	Indexed Cost Base	Indexed Gains	Discounted Gains (Gross)	Other Gains	Capital Loss
<b>Shares in Listed Companies (Australian)</b>												
19/08/2021	01/10/2021	2,000.00	4,579.95	4,312.00	(267.95)	4,579.95	4,579.95	0.00	0.00	0.00	0.00	(267.95)
17/08/2021	01/10/2021	1,000.00	2,346.65	2,156.00	(190.65)	2,346.65	2,346.65	0.00	0.00	0.00	0.00	(190.65)
13/09/2021	10/11/2021	2,500.00	5,219.95	6,236.70	1,016.75	5,219.95	5,219.95	0.00	0.00	0.00	1,016.75	0.00
20/08/2021	10/11/2021	1,250.00	2,787.47	3,118.35	330.88	2,787.47	2,787.47	0.00	0.00	0.00	330.88	0.00
27/01/2022	02/03/2022	3,500.00	7,159.95	6,385.05	(774.90)	7,159.95	7,159.95	0.00	0.00	0.00	0.00	(774.90)
		<b>13,000.00</b>	<b>28,459.75</b>	<b>28,125.15</b>	<b>(334.60)</b>	<b>28,459.75</b>	<b>28,459.75</b>	<b>0.00</b>	<b>0.00</b>	<b>0.00</b>	<b>1,347.63</b>	<b>(1,682.23)</b>
<b>BAP.AX - Bapcor Limited</b>												
23/11/2021	02/12/2021	1,000.00	7,519.95	6,845.05	(674.90)	7,519.95	7,519.95	0.00	0.00	0.00	0.00	(674.90)
		<b>1,000.00</b>	<b>7,519.95</b>	<b>6,845.05</b>	<b>(674.90)</b>	<b>7,519.95</b>	<b>7,519.95</b>	<b>0.00</b>	<b>0.00</b>	<b>0.00</b>	<b>0.00</b>	<b>(674.90)</b>
<b>BHP.AX - BHP Group Limited</b>												
18/08/2021	20/08/2021	200.00	9,565.95	8,859.70	(706.25)	9,565.95	9,565.95	0.00	0.00	0.00	0.00	(706.25)
19/08/2021	20/08/2021	100.00	4,484.79	4,429.85	(54.94)	4,484.79	4,484.79	0.00	0.00	0.00	0.00	(54.94)
11/10/2021	02/12/2021	200.00	7,587.95	7,852.05	264.10	7,587.95	7,587.95	0.00	0.00	0.00	264.10	0.00
		<b>500.00</b>	<b>21,638.69</b>	<b>21,141.60</b>	<b>(497.09)</b>	<b>21,638.69</b>	<b>21,638.69</b>	<b>0.00</b>	<b>0.00</b>	<b>0.00</b>	<b>264.10</b>	<b>(761.19)</b>
<b>BRN.AX - Brainchip Holdings Ltd</b>												
14/01/2022	14/01/2022	4,000.00	6,059.95	6,010.03	(49.93)	6,059.95	6,059.95	0.00	0.00	0.00	0.00	(49.93)
14/01/2022	14/01/2022	4,000.00	6,539.95	6,010.03	(529.93)	6,539.95	6,539.95	0.00	0.00	0.00	0.00	(529.93)
02/02/2022	03/02/2022	3,500.00	6,214.95	5,860.05	(354.90)	6,214.95	6,214.95	0.00	0.00	0.00	0.00	(354.90)
		<b>11,500.00</b>	<b>18,814.85</b>	<b>17,880.11</b>	<b>(934.76)</b>	<b>18,814.85</b>	<b>18,814.85</b>	<b>0.00</b>	<b>0.00</b>	<b>0.00</b>	<b>0.00</b>	<b>(934.76)</b>
<b>CGC.AX - Costa Group Holdings Limited</b>												
19/07/2021	12/08/2021	316.00	948.00	1,053.94	105.94	948.00	948.00	0.00	0.00	0.00	105.94	0.00

# Chang Family Super Fund

## Realised Capital Gains Report

For The Period 01 July 2021 - 30 June 2022

Investment		Accounting Treatment				Tax Treatment						
Purchase Contract Date	Disposal Contract Date	Units	Cost	Proceeds	Accounting Profit/(Loss)	Adjusted Cost Base	Reduced Cost Base	Indexed Cost Base	Indexed Gains	Discounted Gains (Gross)	Other Gains	Capital Loss
<b>Shares in Listed Companies (Australian)</b>												
04/06/2021	12/08/2021	2,000.00	6,896.13	6,670.52	(225.61)	6,896.13	6,896.13	0.00	0.00	0.00	0.00	(225.61)
		<b>2,316.00</b>	<b>7,844.13</b>	<b>7,724.46</b>	<b>(119.67)</b>	<b>7,844.13</b>	<b>7,844.13</b>	<b>0.00</b>	<b>0.00</b>	<b>0.00</b>	<b>105.94</b>	<b>(225.61)</b>
CGCR.AX - Costa Group Holdings Limited												
04/06/2021	12/08/2021	316.00	0.00	0.00	0.00	0.00	0.00	0.00	0.00	0.00	0.00	0.00
		<b>316.00</b>	<b>0.00</b>	<b>0.00</b>	<b>0.00</b>	<b>0.00</b>	<b>0.00</b>	<b>0.00</b>	<b>0.00</b>	<b>0.00</b>	<b>0.00</b>	<b>0.00</b>
CKF.AX - Collins Foods Limited												
08/07/2021	12/08/2021	900.00	9,622.95	9,772.27	149.32	9,622.95	9,622.95	0.00	0.00	0.00	149.32	0.00
08/03/2022	28/06/2022	800.00	8,342.35	7,950.68	(391.67)	8,342.35	8,342.35	0.00	0.00	0.00	0.00	(391.67)
		<b>1,700.00</b>	<b>17,965.30</b>	<b>17,722.95</b>	<b>(242.35)</b>	<b>17,965.30</b>	<b>17,965.30</b>	<b>0.00</b>	<b>0.00</b>	<b>0.00</b>	<b>149.32</b>	<b>(391.67)</b>
CPH.AX - Creso Pharma Limited												
16/06/2021	26/08/2021	25,000.00	4,769.95	2,980.05	(1,789.90)	4,769.95	4,769.95	0.00	0.00	0.00	0.00	(1,789.90)
		<b>25,000.00</b>	<b>4,769.95</b>	<b>2,980.05</b>	<b>(1,789.90)</b>	<b>4,769.95</b>	<b>4,769.95</b>	<b>0.00</b>	<b>0.00</b>	<b>0.00</b>	<b>0.00</b>	<b>(1,789.90)</b>
CSL.AX - CSL Limited												
29/09/2021	06/10/2021	20.00	5,732.15	5,728.35	(3.80)	5,732.15	5,732.15	0.00	0.00	0.00	0.00	(3.80)
17/03/2021	06/10/2021	40.00	10,289.15	11,456.70	1,167.55	10,289.15	10,289.15	0.00	0.00	0.00	1,167.55	0.00
		<b>60.00</b>	<b>16,021.30</b>	<b>17,185.05</b>	<b>1,163.75</b>	<b>16,021.30</b>	<b>16,021.30</b>	<b>0.00</b>	<b>0.00</b>	<b>0.00</b>	<b>1,167.55</b>	<b>(3.80)</b>
CWN.AX - Crown Resorts Limited												
11/10/2021	27/10/2021	600.00	5,407.95	6,142.05	734.10	5,407.95	5,407.95	0.00	0.00	0.00	734.10	0.00
		<b>600.00</b>	<b>5,407.95</b>	<b>6,142.05</b>	<b>734.10</b>	<b>5,407.95</b>	<b>5,407.95</b>	<b>0.00</b>	<b>0.00</b>	<b>0.00</b>	<b>734.10</b>	<b>0.00</b>
DDR.AX - Dicker Data Limited												

# Chang Family Super Fund

## Realised Capital Gains Report

For The Period 01 July 2021 - 30 June 2022

Investment		Accounting Treatment				Tax Treatment						
Purchase Contract Date	Disposal Contract Date	Units	Cost	Proceeds	Accounting Profit/(Loss)	Adjusted Cost Base	Reduced Cost Base	Indexed Cost Base	Indexed Gains	Discounted Gains (Gross)	Other Gains	Capital Loss
<b>Shares in Listed Companies (Australian)</b>												
01/03/2021	02/08/2021	13.00	157.50	168.94	11.44	157.50	157.50	0.00	0.00	0.00	11.44	0.00
19/03/2021	02/08/2021	500.00	5,484.95	6,497.84	1,012.89	5,484.95	5,484.95	0.00	0.00	0.00	1,012.89	0.00
08/03/2021	02/08/2021	400.00	4,367.95	5,198.28	830.33	4,367.95	4,367.95	0.00	0.00	0.00	830.33	0.00
11/06/2021	02/08/2021	450.00	4,794.45	5,848.06	1,053.61	4,794.45	4,794.45	0.00	0.00	0.00	1,053.61	0.00
04/06/2021	02/08/2021	600.00	6,313.95	7,797.41	1,483.46	6,313.95	6,313.95	0.00	0.00	0.00	1,483.46	0.00
01/04/2021	02/08/2021	500.00	5,084.95	6,497.84	1,412.89	5,084.95	5,084.95	0.00	0.00	0.00	1,412.89	0.00
30/04/2021	02/08/2021	400.00	4,015.95	5,198.28	1,182.33	4,015.95	4,015.95	0.00	0.00	0.00	1,182.33	0.00
13/05/2021	02/08/2021	500.00	4,564.95	6,497.84	1,932.89	4,564.95	4,564.95	0.00	0.00	0.00	1,932.89	0.00
30/08/2021	26/10/2021	300.00	3,904.38	4,355.70	451.32	3,904.38	3,904.38	0.00	0.00	0.00	451.32	0.00
27/08/2021	26/10/2021	400.00	5,975.95	5,807.61	(168.34)	5,975.95	5,975.95	0.00	0.00	0.00	0.00	(168.34)
17/08/2021	26/10/2021	400.00	5,595.95	5,807.61	211.66	5,595.95	5,595.95	0.00	0.00	0.00	211.66	0.00
13/08/2021	26/10/2021	400.00	5,867.95	5,807.61	(60.34)	5,867.95	5,867.95	0.00	0.00	0.00	0.00	(60.34)
29/09/2021	27/10/2021	500.00	6,349.95	7,530.03	1,180.08	6,349.95	6,349.95	0.00	0.00	0.00	1,180.08	0.00
22/09/2021	27/10/2021	400.00	5,171.95	6,024.02	852.07	5,171.95	5,171.95	0.00	0.00	0.00	852.07	0.00
30/08/2021	27/10/2021	100.00	1,301.46	1,506.01	204.55	1,301.46	1,301.46	0.00	0.00	0.00	204.55	0.00
06/12/2021	20/12/2021	500.00	6,749.95	7,007.97	258.02	6,749.95	6,749.95	0.00	0.00	0.00	258.02	0.00
02/12/2021	20/12/2021	500.00	6,964.95	7,007.97	43.02	6,964.95	6,964.95	0.00	0.00	0.00	43.02	0.00
08/11/2021	20/12/2021	500.00	7,577.95	7,007.97	(569.98)	7,577.95	7,577.95	0.00	0.00	0.00	0.00	(569.98)
04/11/2021	20/12/2021	500.00	7,574.95	7,007.97	(566.98)	7,574.95	7,574.95	0.00	0.00	0.00	0.00	(566.98)
		<b>7,863.00</b>	<b>97,820.04</b>	<b>108,574.96</b>	<b>10,754.92</b>	<b>97,820.04</b>	<b>97,820.04</b>	<b>0.00</b>	<b>0.00</b>	<b>0.00</b>	<b>12,120.56</b>	<b>(1,365.64)</b>
<b>DMP.AX - Domino's Pizza Enterprises Limited</b>												
04/11/2021	02/12/2021	60.00	7,067.55	7,342.05	274.50	7,067.55	7,067.55	0.00	0.00	0.00	274.50	0.00



# Chang Family Super Fund

## Realised Capital Gains Report

For The Period 01 July 2021 - 30 June 2022

Investment		Accounting Treatment				Tax Treatment						
Purchase Contract Date	Disposal Contract Date	Units	Cost	Proceeds	Accounting Profit/(Loss)	Adjusted Cost Base	Reduced Cost Base	Indexed Cost Base	Indexed Gains	Discounted Gains (Gross)	Other Gains	Capital Loss
<b>Shares in Listed Companies (Australian)</b>												
		<b>60.00</b>	<b>7,067.55</b>	<b>7,342.05</b>	<b>274.50</b>	<b>7,067.55</b>	<b>7,067.55</b>	<b>0.00</b>	<b>0.00</b>	<b>0.00</b>	<b>274.50</b>	<b>0.00</b>
ELD.AX - Elders Limited												
30/06/2021	27/07/2021	900.00	10,342.95	10,231.05	(111.90)	10,342.95	10,342.95	0.00	0.00	0.00	0.00	(111.90)
		<b>900.00</b>	<b>10,342.95</b>	<b>10,231.05</b>	<b>(111.90)</b>	<b>10,342.95</b>	<b>10,342.95</b>	<b>0.00</b>	<b>0.00</b>	<b>0.00</b>	<b>0.00</b>	<b>(111.90)</b>
EVN.AX - Evolution Mining Limited												
14/06/2022	29/06/2022	2,000.00	6,629.95	4,800.05	(1,829.90)	6,629.95	6,629.95	0.00	0.00	0.00	0.00	(1,829.90)
		<b>2,000.00</b>	<b>6,629.95</b>	<b>4,800.05</b>	<b>(1,829.90)</b>	<b>6,629.95</b>	<b>6,629.95</b>	<b>0.00</b>	<b>0.00</b>	<b>0.00</b>	<b>0.00</b>	<b>(1,829.90)</b>
EXR.AX - Elixir Energy Limited												
17/03/2021	19/08/2021	18,000.00	5,779.95	4,030.05	(1,749.90)	5,779.95	5,779.95	0.00	0.00	0.00	0.00	(1,749.90)
		<b>18,000.00</b>	<b>5,779.95</b>	<b>4,030.05</b>	<b>(1,749.90)</b>	<b>5,779.95</b>	<b>5,779.95</b>	<b>0.00</b>	<b>0.00</b>	<b>0.00</b>	<b>0.00</b>	<b>(1,749.90)</b>
FMG.AX - Fortescue Metals Group Ltd												
14/07/2021	09/09/2021	400.00	10,047.95	7,088.05	(2,959.90)	10,047.95	10,047.95	0.00	0.00	0.00	0.00	(2,959.90)
01/10/2021	01/10/2021	500.00	7,394.95	7,360.03	(34.93)	7,394.95	7,394.95	0.00	0.00	0.00	0.00	(34.93)
17/09/2021	01/10/2021	500.00	7,699.95	7,360.03	(339.93)	7,699.95	7,699.95	0.00	0.00	0.00	0.00	(339.93)
12/10/2021	28/10/2021	500.00	7,614.95	7,015.05	(599.90)	7,614.95	7,614.95	0.00	0.00	0.00	0.00	(599.90)
03/12/2021	28/01/2022	450.00	7,876.95	8,827.05	950.10	7,876.95	7,876.95	0.00	0.00	0.00	950.10	0.00
		<b>2,350.00</b>	<b>40,634.75</b>	<b>37,650.21</b>	<b>(2,984.56)</b>	<b>40,634.75</b>	<b>40,634.75</b>	<b>0.00</b>	<b>0.00</b>	<b>0.00</b>	<b>950.10</b>	<b>(3,934.66)</b>
FZO.AX - Family Zone Cyber Safety Limited												
22/09/2021	29/09/2021	9,000.00	6,544.95	6,100.05	(444.90)	6,544.95	6,544.95	0.00	0.00	0.00	0.00	(444.90)
		<b>9,000.00</b>	<b>6,544.95</b>	<b>6,100.05</b>	<b>(444.90)</b>	<b>6,544.95</b>	<b>6,544.95</b>	<b>0.00</b>	<b>0.00</b>	<b>0.00</b>	<b>0.00</b>	<b>(444.90)</b>

# Chang Family Super Fund

## Realised Capital Gains Report

For The Period 01 July 2021 - 30 June 2022

Investment		Accounting Treatment				Tax Treatment						
Purchase Contract Date	Disposal Contract Date	Units	Cost	Proceeds	Accounting Profit/(Loss)	Adjusted Cost Base	Reduced Cost Base	Indexed Cost Base	Indexed Gains	Discounted Gains (Gross)	Other Gains	Capital Loss
<b>Shares in Listed Companies (Australian)</b>												
GQG.AX - GQG Partners Inc.												
14/03/2022	31/05/2022	6,000.00	7,789.95	9,760.05	1,970.10	7,789.95	7,789.95	0.00	0.00	0.00	1,970.10	0.00
		<b>6,000.00</b>	<b>7,789.95</b>	<b>9,760.05</b>	<b>1,970.10</b>	<b>7,789.95</b>	<b>7,789.95</b>	<b>0.00</b>	<b>0.00</b>	<b>0.00</b>	<b>1,970.10</b>	<b>0.00</b>
IMU.AX - Imugene Limited												
18/11/2021	20/11/2021	10,000.00	5,569.95	5,130.05	(439.90)	5,569.95	5,569.95	0.00	0.00	0.00	0.00	(439.90)
		<b>10,000.00</b>	<b>5,569.95</b>	<b>5,130.05</b>	<b>(439.90)</b>	<b>5,569.95</b>	<b>5,569.95</b>	<b>0.00</b>	<b>0.00</b>	<b>0.00</b>	<b>0.00</b>	<b>(439.90)</b>
JBH.AX - Jb Hi-fi Limited												
13/07/2021	18/08/2021	200.00	9,443.42	9,936.66	493.24	9,443.42	9,443.42	0.00	0.00	0.00	493.24	0.00
		<b>200.00</b>	<b>9,443.42</b>	<b>9,936.66</b>	<b>493.24</b>	<b>9,443.42</b>	<b>9,443.42</b>	<b>0.00</b>	<b>0.00</b>	<b>0.00</b>	<b>493.24</b>	<b>0.00</b>
JHG.AX - Janus Henderson Group Plc												
15/11/2021	02/12/2021	100.00	6,496.95	5,802.05	(694.90)	6,496.95	6,496.95	0.00	0.00	0.00	0.00	(694.90)
28/01/2022	11/02/2022	150.00	7,688.70	7,250.55	(438.15)	7,688.70	7,688.70	0.00	0.00	0.00	0.00	(438.15)
		<b>250.00</b>	<b>14,185.65</b>	<b>13,052.60</b>	<b>(1,133.05)</b>	<b>14,185.65</b>	<b>14,185.65</b>	<b>0.00</b>	<b>0.00</b>	<b>0.00</b>	<b>0.00</b>	<b>(1,133.05)</b>
JLG.AX - Johns Lyng Group Limited												
16/02/2022	24/02/2022	1,000.00	7,819.95	6,920.05	(899.90)	7,819.95	7,819.95	0.00	0.00	0.00	0.00	(899.90)
		<b>1,000.00</b>	<b>7,819.95</b>	<b>6,920.05</b>	<b>(899.90)</b>	<b>7,819.95</b>	<b>7,819.95</b>	<b>0.00</b>	<b>0.00</b>	<b>0.00</b>	<b>0.00</b>	<b>(899.90)</b>
KGN.AX - Kogan.com Ltd												
23/06/2021	12/08/2021	600.00	6,541.95	6,766.05	224.10	6,541.95	6,541.95	0.00	0.00	0.00	224.10	0.00
26/08/2021	08/09/2021	600.00	6,565.95	6,346.05	(219.90)	6,565.95	6,565.95	0.00	0.00	0.00	0.00	(219.90)
18/10/2021	26/11/2021	700.00	7,474.95	5,678.05	(1,796.90)	7,474.95	7,474.95	0.00	0.00	0.00	0.00	(1,796.90)
20/12/2021	07/01/2022	1,000.00	8,309.95	8,130.05	(179.90)	8,309.95	8,309.95	0.00	0.00	0.00	0.00	(179.90)

# Chang Family Super Fund

## Realised Capital Gains Report

For The Period 01 July 2021 - 30 June 2022

Investment		Accounting Treatment				Tax Treatment						
Purchase Contract Date	Disposal Contract Date	Units	Cost	Proceeds	Accounting Profit/(Loss)	Adjusted Cost Base	Reduced Cost Base	Indexed Cost Base	Indexed Gains	Discounted Gains (Gross)	Other Gains	Capital Loss
<b>Shares in Listed Companies (Australian)</b>												
		<b>2,900.00</b>	<b>28,892.80</b>	<b>26,920.20</b>	<b>(1,972.60)</b>	<b>28,892.80</b>	<b>28,892.80</b>	<b>0.00</b>	<b>0.00</b>	<b>0.00</b>	<b>224.10</b>	<b>(2,196.70)</b>
LPD.AX - Lepidico Ltd												
09/11/2021	06/12/2021	100,000.00	4,619.95	3,580.05	(1,039.90)	4,619.95	4,619.95	0.00	0.00	0.00	0.00	(1,039.90)
		<b>100,000.00</b>	<b>4,619.95</b>	<b>3,580.05</b>	<b>(1,039.90)</b>	<b>4,619.95</b>	<b>4,619.95</b>	<b>0.00</b>	<b>0.00</b>	<b>0.00</b>	<b>0.00</b>	<b>(1,039.90)</b>
LYC.AX - Lynas Rare Earths Limited												
22/10/2021	06/01/2022	1,000.00	6,849.95	11,000.05	4,150.10	6,849.95	6,849.95	0.00	0.00	0.00	4,150.10	0.00
		<b>1,000.00</b>	<b>6,849.95</b>	<b>11,000.05</b>	<b>4,150.10</b>	<b>6,849.95</b>	<b>6,849.95</b>	<b>0.00</b>	<b>0.00</b>	<b>0.00</b>	<b>4,150.10</b>	<b>0.00</b>
MCR.AX - Mincor Resources NI - Ordinary Fully Paid												
14/01/2022	25/01/2022	4,000.00	7,519.95	6,860.05	(659.90)	7,519.95	7,519.95	0.00	0.00	0.00	0.00	(659.90)
		<b>4,000.00</b>	<b>7,519.95</b>	<b>6,860.05</b>	<b>(659.90)</b>	<b>7,519.95</b>	<b>7,519.95</b>	<b>0.00</b>	<b>0.00</b>	<b>0.00</b>	<b>0.00</b>	<b>(659.90)</b>
MFG.AX - Magellan Financial Group Limited												
17/08/2021	02/09/2021	180.00	8,379.40	7,772.25	(607.15)	8,379.40	8,379.40	0.00	0.00	0.00	0.00	(607.15)
16/09/2021	11/11/2021	200.00	8,008.19	6,747.09	(1,261.10)	8,008.19	8,008.19	0.00	0.00	0.00	0.00	(1,261.10)
08/12/2021	20/12/2021	200.00	5,955.96	3,912.40	(2,043.56)	5,955.96	5,955.96	0.00	0.00	0.00	0.00	(2,043.56)
07/02/2022	03/03/2022	300.00	4,945.95	4,865.03	(80.93)	4,945.95	4,945.95	0.00	0.00	0.00	0.00	(80.93)
20/12/2021	03/03/2022	250.00	5,284.95	4,054.19	(1,230.76)	5,284.95	5,284.95	0.00	0.00	0.00	0.00	(1,230.76)
08/12/2021	03/03/2022	50.00	1,488.99	810.84	(678.15)	1,488.99	1,488.99	0.00	0.00	0.00	0.00	(678.15)
		<b>1,180.00</b>	<b>34,063.44</b>	<b>28,161.80</b>	<b>(5,901.65)</b>	<b>34,063.44</b>	<b>34,063.44</b>	<b>0.00</b>	<b>0.00</b>	<b>0.00</b>	<b>0.00</b>	<b>(5,901.65)</b>
MIN.AX - Mineral Resources Limited												
26/10/2021	18/11/2021	200.00	8,049.95	7,838.05	(211.90)	8,049.95	8,049.95	0.00	0.00	0.00	0.00	(211.90)
29/11/2021	02/12/2021	200.00	8,837.42	8,810.05	(27.37)	8,837.42	8,837.42	0.00	0.00	0.00	0.00	(27.37)

# Chang Family Super Fund

## Realised Capital Gains Report

For The Period 01 July 2021 - 30 June 2022

Investment		Accounting Treatment				Tax Treatment						
Purchase Contract Date	Disposal Contract Date	Units	Cost	Proceeds	Accounting Profit/(Loss)	Adjusted Cost Base	Reduced Cost Base	Indexed Cost Base	Indexed Gains	Discounted Gains (Gross)	Other Gains	Capital Loss
<b>Shares in Listed Companies (Australian)</b>												
		<b>400.00</b>	<b>16,887.37</b>	<b>16,648.10</b>	<b>(239.27)</b>	<b>16,887.37</b>	<b>16,887.37</b>	<b>0.00</b>	<b>0.00</b>	<b>0.00</b>	<b>0.00</b>	<b>(239.27)</b>
MND.AX - Monadelphous Group Limited												
07/06/2021	12/08/2021	600.00	6,151.95	6,936.60	784.65	6,151.95	6,151.95	0.00	0.00	0.00	784.65	0.00
16/06/2021	12/08/2021	450.00	4,407.45	5,202.45	795.00	4,407.45	4,407.45	0.00	0.00	0.00	795.00	0.00
24/08/2021	30/08/2021	700.00	7,214.63	7,414.05	199.42	7,214.63	7,214.63	0.00	0.00	0.00	199.42	0.00
29/12/2021	19/01/2022	750.00	7,264.95	7,225.05	(39.90)	7,264.95	7,264.95	0.00	0.00	0.00	0.00	(39.90)
		<b>2,500.00</b>	<b>25,038.98</b>	<b>26,778.15</b>	<b>1,739.17</b>	<b>25,038.98</b>	<b>25,038.98</b>	<b>0.00</b>	<b>0.00</b>	<b>0.00</b>	<b>1,779.07</b>	<b>(39.90)</b>
NST.AX - Northern Star Resources Ltd												
09/06/2021	26/11/2021	750.00	8,254.89	7,255.05	(999.84)	8,254.89	8,254.89	0.00	0.00	0.00	0.00	(999.84)
22/02/2022	03/03/2022	700.00	7,096.95	7,036.05	(60.90)	7,096.95	7,096.95	0.00	0.00	0.00	0.00	(60.90)
		<b>1,450.00</b>	<b>15,351.84</b>	<b>14,291.10</b>	<b>(1,060.74)</b>	<b>15,351.84</b>	<b>15,351.84</b>	<b>0.00</b>	<b>0.00</b>	<b>0.00</b>	<b>0.00</b>	<b>(1,060.74)</b>
NXL.AX - Nuix Limited												
10/08/2021	18/08/2021	2,000.00	5,439.95	5,040.05	(399.90)	5,439.95	5,439.95	0.00	0.00	0.00	0.00	(399.90)
		<b>2,000.00</b>	<b>5,439.95</b>	<b>5,040.05</b>	<b>(399.90)</b>	<b>5,439.95</b>	<b>5,439.95</b>	<b>0.00</b>	<b>0.00</b>	<b>0.00</b>	<b>0.00</b>	<b>(399.90)</b>
OOO.AX - Betashares Crude Oil Index Etf-currency Hedged (synthetic)												
30/11/2021	17/12/2021	1,200.00	6,979.95	7,000.05	20.10	6,979.95	6,979.95	0.00	0.00	0.00	20.10	0.00
		<b>1,200.00</b>	<b>6,979.95</b>	<b>7,000.05</b>	<b>20.10</b>	<b>6,979.95</b>	<b>6,979.95</b>	<b>0.00</b>	<b>0.00</b>	<b>0.00</b>	<b>20.10</b>	<b>0.00</b>
PBH.AX - Pointsbet Holdings Limited												
03/08/2021	30/08/2021	700.00	7,005.95	7,127.05	121.10	7,005.95	7,005.95	0.00	0.00	0.00	121.10	0.00
29/10/2021	08/11/2021	800.00	6,463.95	6,676.05	212.10	6,463.95	6,463.95	0.00	0.00	0.00	212.10	0.00
19/01/2022	24/01/2022	1,000.00	6,179.95	5,790.05	(389.90)	6,179.95	6,179.95	0.00	0.00	0.00	0.00	(389.90)

# Chang Family Super Fund

## Realised Capital Gains Report

For The Period 01 July 2021 - 30 June 2022

Investment		Accounting Treatment				Tax Treatment						
Purchase Contract Date	Disposal Contract Date	Units	Cost	Proceeds	Accounting Profit/(Loss)	Adjusted Cost Base	Reduced Cost Base	Indexed Cost Base	Indexed Gains	Discounted Gains (Gross)	Other Gains	Capital Loss
<b>Shares in Listed Companies (Australian)</b>												
11/02/2022	22/02/2022	1,000.00	4,979.95	3,790.05	(1,189.90)	4,979.95	4,979.95	0.00	0.00	0.00	0.00	(1,189.90)
		<b>3,500.00</b>	<b>24,629.80</b>	<b>23,383.20</b>	<b>(1,246.60)</b>	<b>24,629.80</b>	<b>24,629.80</b>	<b>0.00</b>	<b>0.00</b>	<b>0.00</b>	<b>333.20</b>	<b>(1,579.80)</b>
PLS.AX - Pilbara Minerals Limited												
14/10/2021	28/10/2021	3,500.00	7,038.31	7,400.05	361.74	7,038.31	7,038.31	0.00	0.00	0.00	361.74	0.00
20/12/2021	11/01/2022	2,600.00	7,247.95	9,106.05	1,858.10	7,247.95	7,247.95	0.00	0.00	0.00	1,858.10	0.00
01/02/2022	22/06/2022	2,300.00	7,609.95	4,718.05	(2,891.90)	7,609.95	7,609.95	0.00	0.00	0.00	0.00	(2,891.90)
		<b>8,400.00</b>	<b>21,896.21</b>	<b>21,224.15</b>	<b>(672.06)</b>	<b>21,896.21</b>	<b>21,896.21</b>	<b>0.00</b>	<b>0.00</b>	<b>0.00</b>	<b>2,219.84</b>	<b>(2,891.90)</b>
PME.AX - Pro Medicus Limited												
06/09/2021	06/10/2021	100.00	5,860.11	5,060.53	(799.59)	5,860.11	5,860.11	0.00	0.00	0.00	0.00	(799.59)
18/08/2021	06/10/2021	100.00	6,049.95	5,060.53	(989.43)	6,049.95	6,049.95	0.00	0.00	0.00	0.00	(989.43)
05/11/2021	23/11/2021	120.00	7,261.70	7,209.39	(52.31)	7,261.70	7,261.70	0.00	0.00	0.00	0.00	(52.31)
02/12/2021	20/12/2021	180.00	10,014.45	10,690.05	675.60	10,014.45	10,014.45	0.00	0.00	0.00	675.60	0.00
20/01/2022	27/01/2022	200.00	9,037.95	8,262.89	(775.06)	9,037.95	9,037.95	0.00	0.00	0.00	0.00	(775.06)
		<b>700.00</b>	<b>38,224.16</b>	<b>36,283.39</b>	<b>(1,940.79)</b>	<b>38,224.16</b>	<b>38,224.16</b>	<b>0.00</b>	<b>0.00</b>	<b>0.00</b>	<b>675.60</b>	<b>(2,616.39)</b>
PRL.AX - Province Resources Ltd												
17/03/2021	27/08/2021	40,000.00	5,619.95	5,580.05	(39.90)	5,619.95	5,619.95	0.00	0.00	0.00	0.00	(39.90)
		<b>40,000.00</b>	<b>5,619.95</b>	<b>5,580.05</b>	<b>(39.90)</b>	<b>5,619.95</b>	<b>5,619.95</b>	<b>0.00</b>	<b>0.00</b>	<b>0.00</b>	<b>0.00</b>	<b>(39.90)</b>
PTM.AX - Platinum Asset Management Limited												
15/10/2021	02/11/2021	2,000.00	6,019.95	6,080.05	60.10	6,019.95	6,019.95	0.00	0.00	0.00	60.10	0.00
		<b>2,000.00</b>	<b>6,019.95</b>	<b>6,080.05</b>	<b>60.10</b>	<b>6,019.95</b>	<b>6,019.95</b>	<b>0.00</b>	<b>0.00</b>	<b>0.00</b>	<b>60.10</b>	<b>0.00</b>
RMD.AX - Resmed Inc												

# Chang Family Super Fund

## Realised Capital Gains Report

For The Period 01 July 2021 - 30 June 2022

Investment		Accounting Treatment				Tax Treatment						
Purchase Contract Date	Disposal Contract Date	Units	Cost	Proceeds	Accounting Profit/(Loss)	Adjusted Cost Base	Reduced Cost Base	Indexed Cost Base	Indexed Gains	Discounted Gains (Gross)	Other Gains	Capital Loss
<b>Shares in Listed Companies (Australian)</b>												
05/05/2021	09/07/2021	300.00	7,480.95	9,970.05	2,489.10	7,480.95	7,480.95	0.00	0.00	0.00	2,489.10	0.00
14/10/2021	19/01/2022	250.00	8,664.95	8,295.05	(369.90)	8,664.95	8,664.95	0.00	0.00	0.00	0.00	(369.90)
		<b>550.00</b>	<b>16,145.90</b>	<b>18,265.10</b>	<b>2,119.20</b>	<b>16,145.90</b>	<b>16,145.90</b>	<b>0.00</b>	<b>0.00</b>	<b>0.00</b>	<b>2,489.10</b>	<b>(369.90)</b>
SHL.AX - Sonic Healthcare Limited												
29/10/2021	15/12/2021	200.00	8,035.95	8,764.05	728.10	8,035.95	8,035.95	0.00	0.00	0.00	728.10	0.00
		<b>200.00</b>	<b>8,035.95</b>	<b>8,764.05</b>	<b>728.10</b>	<b>8,035.95</b>	<b>8,035.95</b>	<b>0.00</b>	<b>0.00</b>	<b>0.00</b>	<b>728.10</b>	<b>0.00</b>
SOL.AX - Washington H Soul Pattinson & Company Limited												
29/10/2021	20/12/2021	200.00	6,589.95	5,966.05	(623.90)	6,589.95	6,589.95	0.00	0.00	0.00	0.00	(623.90)
		<b>200.00</b>	<b>6,589.95</b>	<b>5,966.05</b>	<b>(623.90)</b>	<b>6,589.95</b>	<b>6,589.95</b>	<b>0.00</b>	<b>0.00</b>	<b>0.00</b>	<b>0.00</b>	<b>(623.90)</b>
TLS.AX - Telstra Corporation Limited.												
01/04/2022	06/04/2022	41.00	158.38	160.22	1.84	158.38	158.38	0.00	0.00	0.00	1.84	0.00
27/01/2022	06/04/2022	2,000.00	7,719.95	7,815.55	95.60	7,719.95	7,719.95	0.00	0.00	0.00	95.60	0.00
		<b>2,041.00</b>	<b>7,878.33</b>	<b>7,975.77</b>	<b>97.44</b>	<b>7,878.33</b>	<b>7,878.33</b>	<b>0.00</b>	<b>0.00</b>	<b>0.00</b>	<b>97.44</b>	<b>0.00</b>
TPG.AX - TPG Telecom Limited.												
07/01/2022	27/01/2022	1,200.00	7,207.95	6,796.05	(411.90)	7,207.95	7,207.95	0.00	0.00	0.00	0.00	(411.90)
		<b>1,200.00</b>	<b>7,207.95</b>	<b>6,796.05</b>	<b>(411.90)</b>	<b>7,207.95</b>	<b>7,207.95</b>	<b>0.00</b>	<b>0.00</b>	<b>0.00</b>	<b>0.00</b>	<b>(411.90)</b>
UMG.AX - United Malt Group Limited												
23/12/2021	05/01/2022	1,600.00	7,059.95	7,289.05	229.10	7,059.95	7,059.95	0.00	0.00	0.00	229.10	0.00
		<b>1,600.00</b>	<b>7,059.95</b>	<b>7,289.05</b>	<b>229.10</b>	<b>7,059.95</b>	<b>7,059.95</b>	<b>0.00</b>	<b>0.00</b>	<b>0.00</b>	<b>229.10</b>	<b>0.00</b>
VUL.AX - Vulcan Energy Resources Limited												

# Chang Family Super Fund

## Realised Capital Gains Report

For The Period 01 July 2021 - 30 June 2022

Investment		Accounting Treatment				Tax Treatment						
Purchase Contract Date	Disposal Contract Date	Units	Cost	Proceeds	Accounting Profit/(Loss)	Adjusted Cost Base	Reduced Cost Base	Indexed Cost Base	Indexed Gains	Discounted Gains (Gross)	Other Gains	Capital Loss
<b>Shares in Listed Companies (Australian)</b>												
22/07/2021	13/08/2021	850.00	7,950.45	12,475.05	4,524.60	7,950.45	7,950.45	0.00	0.00	0.00	4,524.60	0.00
05/10/2021	06/10/2021	500.00	5,749.95	5,470.03	(279.93)	5,749.95	5,749.95	0.00	0.00	0.00	0.00	(279.93)
16/09/2021	06/10/2021	500.00	7,404.95	5,470.03	(1,934.93)	7,404.95	7,404.95	0.00	0.00	0.00	0.00	(1,934.93)
08/10/2021	03/11/2021	700.00	8,097.95	8,068.55	(29.40)	8,097.95	8,097.95	0.00	0.00	0.00	0.00	(29.40)
14/01/2022	24/02/2022	700.00	7,047.95	5,720.05	(1,327.90)	7,047.95	7,047.95	0.00	0.00	0.00	0.00	(1,327.90)
		<b>3,250.00</b>	<b>36,251.25</b>	<b>37,203.71</b>	<b>952.44</b>	<b>36,251.25</b>	<b>36,251.25</b>	<b>0.00</b>	<b>0.00</b>	<b>0.00</b>	<b>4,524.60</b>	<b>(3,572.16)</b>
WAX.AX - Wam Research Limited												
24/06/2021	14/09/2021	6,000.00	10,219.95	10,420.05	200.10	10,219.95	10,219.95	0.00	0.00	0.00	200.10	0.00
		<b>6,000.00</b>	<b>10,219.95</b>	<b>10,420.05</b>	<b>200.10</b>	<b>10,219.95</b>	<b>10,219.95</b>	<b>0.00</b>	<b>0.00</b>	<b>0.00</b>	<b>200.10</b>	<b>0.00</b>
WDS.AX - Woodside Energy Group Ltd												
01/06/2022	02/06/2022	48.00	1,428.48	1,505.01	76.53	1,428.48	1,428.48	0.00	0.00	0.00	76.53	0.00
		<b>48.00</b>	<b>1,428.48</b>	<b>1,505.01</b>	<b>76.53</b>	<b>1,428.48</b>	<b>1,428.48</b>	<b>0.00</b>	<b>0.00</b>	<b>0.00</b>	<b>76.53</b>	<b>0.00</b>
WEB.AX - Webjet Limited												
09/06/2021	06/10/2021	1,200.00	6,158.55	7,504.05	1,345.50	6,158.55	6,158.55	0.00	0.00	0.00	1,345.50	0.00
		<b>1,200.00</b>	<b>6,158.55</b>	<b>7,504.05</b>	<b>1,345.50</b>	<b>6,158.55</b>	<b>6,158.55</b>	<b>0.00</b>	<b>0.00</b>	<b>0.00</b>	<b>1,345.50</b>	<b>0.00</b>
WES.AX - Wesfarmers Limited												
08/10/2021	23/11/2021	150.00	8,287.95	8,884.05	596.10	8,287.95	8,287.95	0.00	0.00	0.00	596.10	0.00
		<b>150.00</b>	<b>8,287.95</b>	<b>8,884.05</b>	<b>596.10</b>	<b>8,287.95</b>	<b>8,287.95</b>	<b>0.00</b>	<b>0.00</b>	<b>0.00</b>	<b>596.10</b>	<b>0.00</b>
WGB.AX - Wam Global Limited												
07/06/2021	13/09/2021	99.00	250.00	263.86	13.86	250.00	250.00	0.00	0.00	0.00	13.86	0.00
11/05/2021	13/09/2021	2,000.00	5,219.95	5,330.44	110.49	5,219.95	5,219.95	0.00	0.00	0.00	110.49	0.00

# Chang Family Super Fund

## Realised Capital Gains Report

For The Period 01 July 2021 - 30 June 2022

Investment		Accounting Treatment				Tax Treatment						
Purchase Contract Date	Disposal Contract Date	Units	Cost	Proceeds	Accounting Profit/(Loss)	Adjusted Cost Base	Reduced Cost Base	Indexed Cost Base	Indexed Gains	Discounted Gains (Gross)	Other Gains	Capital Loss
<b>Shares in Listed Companies (Australian)</b>												
16/04/2021	13/09/2021	3,000.00	7,819.95	7,995.66	175.71	7,819.95	7,819.95	0.00	0.00	0.00	175.71	0.00
		<b>5,099.00</b>	<b>13,289.90</b>	<b>13,589.96</b>	<b>300.06</b>	<b>13,289.90</b>	<b>13,289.90</b>	<b>0.00</b>	<b>0.00</b>	<b>0.00</b>	<b>300.06</b>	<b>0.00</b>
WLE.AX - Wam Leaders Limited												
16/08/2021	20/08/2021	1,800.00	2,592.00	2,625.11	33.11	2,592.00	2,592.00	0.00	0.00	0.00	33.11	0.00
13/08/2021	20/08/2021	2,200.00	3,168.00	3,208.47	40.47	3,168.00	3,168.00	0.00	0.00	0.00	40.47	0.00
17/06/2021	20/08/2021	4,000.00	6,219.95	5,833.58	(386.37)	6,219.95	6,219.95	0.00	0.00	0.00	0.00	(386.37)
16/04/2021	20/08/2021	5,000.00	7,669.95	7,291.97	(377.98)	7,669.95	7,669.95	0.00	0.00	0.00	0.00	(377.98)
13/08/2021	14/09/2021	5,000.00	7,200.00	7,480.05	280.05	7,200.00	7,200.00	0.00	0.00	0.00	280.05	0.00
24/11/2021	09/12/2021	4,000.00	5,899.95	5,952.72	52.77	5,899.95	5,899.95	0.00	0.00	0.00	52.77	0.00
29/10/2021	09/12/2021	161.00	238.00	239.60	1.60	238.00	238.00	0.00	0.00	0.00	1.60	0.00
13/08/2021	09/12/2021	6,800.00	9,792.00	10,119.62	327.62	9,792.00	9,792.00	0.00	0.00	0.00	327.62	0.00
29/04/2022	02/06/2022	168.00	260.00	254.02	(5.98)	260.00	260.00	0.00	0.00	0.00	0.00	(5.98)
14/02/2022	02/06/2022	2,500.00	3,782.45	3,780.02	(2.43)	3,782.45	3,782.45	0.00	0.00	0.00	0.00	(2.43)
08/02/2022	02/06/2022	4,000.00	6,059.95	6,048.03	(11.92)	6,059.95	6,059.95	0.00	0.00	0.00	0.00	(11.92)
		<b>35,629.00</b>	<b>52,882.25</b>	<b>52,833.19</b>	<b>(49.06)</b>	<b>52,882.25</b>	<b>52,882.25</b>	<b>0.00</b>	<b>0.00</b>	<b>0.00</b>	<b>735.62</b>	<b>(784.68)</b>
WMI.AX - Wam Microcap Limited												
22/10/2021	22/11/2021	160.00	320.00	313.12	(6.88)	320.00	320.00	0.00	0.00	0.00	0.00	(6.88)
11/10/2021	22/11/2021	2,500.00	5,144.95	4,892.51	(252.44)	5,144.95	5,144.95	0.00	0.00	0.00	0.00	(252.44)
21/09/2021	22/11/2021	4,000.00	8,199.95	7,828.02	(371.93)	8,199.95	8,199.95	0.00	0.00	0.00	0.00	(371.93)
		<b>6,660.00</b>	<b>13,664.90</b>	<b>13,033.65</b>	<b>(631.25)</b>	<b>13,664.90</b>	<b>13,664.90</b>	<b>0.00</b>	<b>0.00</b>	<b>0.00</b>	<b>0.00</b>	<b>(631.25)</b>
WOW.AX - Woolworths Group Limited												
28/06/2021	23/07/2021	200.00	7,638.60	7,866.05	227.45	7,638.60	7,638.60	0.00	0.00	0.00	227.45	0.00



# Chang Family Super Fund

## Realised Capital Gains Report

For The Period 01 July 2021 - 30 June 2022

Investment		Accounting Treatment				Tax Treatment						
Purchase Contract Date	Disposal Contract Date	Units	Cost	Proceeds	Accounting Profit/(Loss)	Adjusted Cost Base	Reduced Cost Base	Indexed Cost Base	Indexed Gains	Discounted Gains (Gross)	Other Gains	Capital Loss
<b>Shares in Listed Companies (Australian)</b>												
		<b>200.00</b>	<b>7,638.60</b>	<b>7,866.05</b>	<b>227.45</b>	<b>7,638.60</b>	<b>7,638.60</b>	<b>0.00</b>	<b>0.00</b>	<b>0.00</b>	<b>227.45</b>	<b>0.00</b>
WPL.AX - Woodside Petroleum Ltd												
02/03/2022	08/03/2022	250.00	7,579.95	8,342.55	762.60	7,579.95	7,579.95	0.00	0.00	0.00	762.60	0.00
		<b>250.00</b>	<b>7,579.95</b>	<b>8,342.55</b>	<b>762.60</b>	<b>7,579.95</b>	<b>7,579.95</b>	<b>0.00</b>	<b>0.00</b>	<b>0.00</b>	<b>762.60</b>	<b>0.00</b>
XRO.AX - Xero Limited												
11/11/2021	20/12/2021	50.00	7,116.86	6,840.35	(276.51)	7,116.86	7,116.86	0.00	0.00	0.00	0.00	(276.51)
		<b>50.00</b>	<b>7,116.86</b>	<b>6,840.35</b>	<b>(276.51)</b>	<b>7,116.86</b>	<b>7,116.86</b>	<b>0.00</b>	<b>0.00</b>	<b>0.00</b>	<b>0.00</b>	<b>(276.51)</b>
Z1P.AX - Zip Co Limited.												
21/09/2021	24/09/2021	1,000.00	6,249.95	6,880.05	630.10	6,249.95	6,249.95	0.00	0.00	0.00	630.10	0.00
22/11/2021	02/12/2021	1,200.00	6,811.95	5,776.05	(1,035.90)	6,811.95	6,811.95	0.00	0.00	0.00	0.00	(1,035.90)
20/01/2022	24/01/2022	1,700.00	6,173.95	5,301.05	(872.90)	6,173.95	6,173.95	0.00	0.00	0.00	0.00	(872.90)
21/03/2022	18/05/2022	2,000.00	3,369.98	1,780.05	(1,589.93)	3,369.98	3,369.98	0.00	0.00	0.00	0.00	(1,589.93)
21/03/2022	02/06/2022	2,000.00	3,369.98	1,565.05	(1,804.93)	3,369.98	3,369.98	0.00	0.00	0.00	0.00	(1,804.93)
		<b>7,900.00</b>	<b>25,975.81</b>	<b>21,302.25</b>	<b>(4,673.56)</b>	<b>25,975.81</b>	<b>25,975.81</b>	<b>0.00</b>	<b>0.00</b>	<b>0.00</b>	<b>630.10</b>	<b>(5,303.66)</b>
		<b>557,722.00</b>	<b>973,907.97</b>	<b>960,608.44</b>	<b>(13,299.62)</b>	<b>973,907.97</b>	<b>973,907.97</b>	<b>0.00</b>	<b>0.00</b>	<b>0.00</b>	<b>47,686.39</b>	<b>(58,208.93)</b>
<b>Shares in Unlisted Companies (Australian)</b>												
SHSARCGLOBALINFRA - RC Global Infra-Energy Limited												
22/07/2016	26/10/2021	25,000.00	25,000.00	30,000.00	5,000.00	25,000.00	25,000.00	0.00	0.00	5,000.00	0.00	0.00
		<b>25,000.00</b>	<b>25,000.00</b>	<b>30,000.00</b>	<b>5,000.00</b>	<b>25,000.00</b>	<b>25,000.00</b>	<b>0.00</b>	<b>0.00</b>	<b>5,000.00</b>	<b>0.00</b>	<b>0.00</b>
		<b>25,000.00</b>	<b>25,000.00</b>	<b>30,000.00</b>	<b>5,000.00</b>	<b>25,000.00</b>	<b>25,000.00</b>	<b>0.00</b>	<b>0.00</b>	<b>5,000.00</b>	<b>0.00</b>	<b>0.00</b>

# Chang Family Super Fund

## Realised Capital Gains Report

For The Period 01 July 2021 - 30 June 2022

Investment		Accounting Treatment				Tax Treatment						
Purchase Contract Date	Disposal Contract Date	Units	Cost	Proceeds	Accounting Profit/(Loss)	Adjusted Cost Base	Reduced Cost Base	Indexed Cost Base	Indexed Gains	Discounted Gains (Gross)	Other Gains	Capital Loss
<b>Stapled Securities</b>												
APA.AX12 - APA Group												
11/06/2021	29/07/2021	1,000.00	9,214.95	9,390.05	175.10	8,961.67	8,961.67	0.00	0.00	0.00	428.38	0.00
		<b>1,000.00</b>	<b>9,214.95</b>	<b>9,390.05</b>	<b>175.10</b>	<b>8,961.67</b>	<b>8,961.67</b>	<b>0.00</b>	<b>0.00</b>	<b>0.00</b>	<b>428.38</b>	<b>0.00</b>
GMG.AX2 - Goodman Group												
11/02/2022	02/06/2022	225.00	5,110.74	4,486.60	(624.14)	5,110.74	5,110.74	0.00	0.00	0.00	0.00	(624.14)
24/01/2022	02/06/2022	450.00	10,374.45	8,973.20	(1,401.25)	10,374.45	10,374.45	0.00	0.00	0.00	0.00	(1,401.25)
		<b>675.00</b>	<b>15,485.19</b>	<b>13,459.80</b>	<b>(2,025.39)</b>	<b>15,485.19</b>	<b>15,485.19</b>	<b>0.00</b>	<b>0.00</b>	<b>0.00</b>	<b>0.00</b>	<b>(2,025.39)</b>
		<b>1,675.00</b>	<b>24,700.14</b>	<b>22,849.85</b>	<b>(1,850.29)</b>	<b>24,446.86</b>	<b>24,446.86</b>	<b>0.00</b>	<b>0.00</b>	<b>0.00</b>	<b>428.38</b>	<b>(2,025.39)</b>
<b>Units in Listed Unit Trusts (Australian)</b>												
ACDC.AX - Global X Battery Tech & Lithium Etf												
09/07/2021	29/09/2021	120.00	10,726.35	11,076.45	350.10	10,726.35	10,726.35	0.00	0.00	0.00	350.10	0.00
04/11/2021	03/02/2022	80.00	7,659.95	7,404.05	(255.90)	7,659.95	7,659.95	0.00	0.00	0.00	0.00	(255.90)
		<b>200.00</b>	<b>18,386.30</b>	<b>18,480.50</b>	<b>94.20</b>	<b>18,386.30</b>	<b>18,386.30</b>	<b>0.00</b>	<b>0.00</b>	<b>0.00</b>	<b>350.10</b>	<b>(255.90)</b>
ASIA.AX1 - Betashares ASIA Technology Tigers Etf												
10/08/2021	20/08/2021	900.00	9,397.95	8,656.05	(741.90)	9,397.95	9,397.95	0.00	0.00	0.00	0.00	(741.90)
14/10/2021	30/11/2021	800.00	7,939.95	7,788.05	(151.90)	7,939.95	7,939.95	0.00	0.00	0.00	0.00	(151.90)
02/02/2022	04/03/2022	800.00	7,451.95	6,276.05	(1,175.90)	7,451.95	7,451.95	0.00	0.00	0.00	0.00	(1,175.90)
		<b>2,500.00</b>	<b>24,789.85</b>	<b>22,720.15</b>	<b>(2,069.70)</b>	<b>24,789.85</b>	<b>24,789.85</b>	<b>0.00</b>	<b>0.00</b>	<b>0.00</b>	<b>0.00</b>	<b>(2,069.70)</b>
CHC.AX1 - Charter Hall Group												
24/08/2021	14/09/2021	400.00	7,339.95	6,984.05	(355.90)	7,339.95	7,339.95	0.00	0.00	0.00	0.00	(355.90)

# Chang Family Super Fund

## Realised Capital Gains Report

For The Period 01 July 2021 - 30 June 2022

Investment		Accounting Treatment				Tax Treatment						
Purchase Contract Date	Disposal Contract Date	Units	Cost	Proceeds	Accounting Profit/(Loss)	Adjusted Cost Base	Reduced Cost Base	Indexed Cost Base	Indexed Gains	Discounted Gains (Gross)	Other Gains	Capital Loss
<b>Units in Listed Unit Trusts (Australian)</b>												
		<b>400.00</b>	<b>7,339.95</b>	<b>6,984.05</b>	<b>(355.90)</b>	<b>7,339.95</b>	<b>7,339.95</b>	<b>0.00</b>	<b>0.00</b>	<b>0.00</b>	<b>0.00</b>	<b>(355.90)</b>
CQE.AX - Charter Hall Social Infrastructure Reit												
16/02/2022	11/03/2022	2,000.00	7,699.95	7,742.06	42.11	7,699.95	7,699.95	0.00	0.00	0.00	42.11	0.00
		<b>2,000.00</b>	<b>7,699.95</b>	<b>7,742.06</b>	<b>42.11</b>	<b>7,699.95</b>	<b>7,699.95</b>	<b>0.00</b>	<b>0.00</b>	<b>0.00</b>	<b>42.11</b>	<b>0.00</b>
CRYP.AX - Betashares Crypto Innovators Etf												
05/11/2021	10/12/2021	500.00	5,649.95	4,290.05	(1,359.90)	5,649.95	5,649.95	0.00	0.00	0.00	0.00	(1,359.90)
12/01/2022	21/01/2022	800.00	5,699.95	4,735.25	(964.70)	5,699.95	5,699.95	0.00	0.00	0.00	0.00	(964.70)
16/02/2022	24/02/2022	1,000.00	6,559.95	4,980.05	(1,579.90)	6,559.95	6,559.95	0.00	0.00	0.00	0.00	(1,579.90)
19/04/2022	31/05/2022	1,000.00	5,089.95	3,330.05	(1,759.90)	5,089.95	5,089.95	0.00	0.00	0.00	0.00	(1,759.90)
		<b>3,300.00</b>	<b>22,999.80</b>	<b>17,335.40</b>	<b>(5,664.40)</b>	<b>22,999.80</b>	<b>22,999.80</b>	<b>0.00</b>	<b>0.00</b>	<b>0.00</b>	<b>0.00</b>	<b>(5,664.40)</b>
FANG.AX - Global X Fang+ Etf												
23/11/2021	14/01/2022	400.00	7,503.95	6,803.31	(700.64)	7,503.95	7,503.95	0.00	0.00	0.00	0.00	(700.64)
		<b>400.00</b>	<b>7,503.95</b>	<b>6,803.31</b>	<b>(700.64)</b>	<b>7,503.95</b>	<b>7,503.95</b>	<b>0.00</b>	<b>0.00</b>	<b>0.00</b>	<b>0.00</b>	<b>(700.64)</b>
HACK.AX - Betashares Global Cybersecurity Etf												
27/10/2021	27/01/2022	800.00	8,411.95	7,420.05	(991.90)	8,411.95	8,411.95	0.00	0.00	0.00	0.00	(991.90)
		<b>800.00</b>	<b>8,411.95</b>	<b>7,420.05</b>	<b>(991.90)</b>	<b>8,411.95</b>	<b>8,411.95</b>	<b>0.00</b>	<b>0.00</b>	<b>0.00</b>	<b>0.00</b>	<b>(991.90)</b>
HGEN.AX - Global X Hydrogen Etf												
29/10/2021	20/12/2021	600.00	7,315.95	6,400.05	(915.90)	7,315.95	7,315.95	0.00	0.00	0.00	0.00	(915.90)
07/01/2022	19/01/2022	650.00	6,695.45	6,031.55	(663.90)	6,695.45	6,695.45	0.00	0.00	0.00	0.00	(663.90)
		<b>1,250.00</b>	<b>14,011.40</b>	<b>12,431.60</b>	<b>(1,579.80)</b>	<b>14,011.40</b>	<b>14,011.40</b>	<b>0.00</b>	<b>0.00</b>	<b>0.00</b>	<b>0.00</b>	<b>(1,579.80)</b>

# Chang Family Super Fund

## Realised Capital Gains Report

For The Period 01 July 2021 - 30 June 2022

Investment		Accounting Treatment				Tax Treatment						
Purchase Contract Date	Disposal Contract Date	Units	Cost	Proceeds	Accounting Profit/(Loss)	Adjusted Cost Base	Reduced Cost Base	Indexed Cost Base	Indexed Gains	Discounted Gains (Gross)	Other Gains	Capital Loss
<b>Units in Listed Unit Trusts (Australian)</b>												
IOO.AX1 - Ishares Global 100 Etf												
		0.00	0.00	0.00	0.00	0.00	0.00	0.00	0.00	18.26	0.00	0.00
		<b>0.00</b>	<b>0.00</b>	<b>0.00</b>	<b>0.00</b>	<b>0.00</b>	<b>0.00</b>	<b>0.00</b>	<b>0.00</b>	<b>18.26</b>	<b>0.00</b>	<b>0.00</b>
IXJ.AX1 - Ishares Global Healthcare Etf												
03/09/2021	05/11/2021	80.00	9,655.95	9,485.65	(170.30)	9,655.95	9,655.95	0.00	0.00	0.00	0.00	(170.30)
		<b>80.00</b>	<b>9,655.95</b>	<b>9,485.65</b>	<b>(170.30)</b>	<b>9,655.95</b>	<b>9,655.95</b>	<b>0.00</b>	<b>0.00</b>	<b>0.00</b>	<b>0.00</b>	<b>(170.30)</b>
MOAT.AX1 - Vaneck Vectors Morningstar Wide MOAT Etf												
22/10/2021	11/01/2022	90.00	9,249.45	9,520.95	271.50	9,249.45	9,249.45	0.00	0.00	0.00	271.50	0.00
		<b>90.00</b>	<b>9,249.45</b>	<b>9,520.95</b>	<b>271.50</b>	<b>9,249.45</b>	<b>9,249.45</b>	<b>0.00</b>	<b>0.00</b>	<b>0.00</b>	<b>271.50</b>	<b>0.00</b>
MVB.AX - Vaneck Australian Banks Etf												
09/06/2021	23/11/2021	350.00	10,736.95	10,767.05	30.10	10,745.57	10,745.57	0.00	0.00	0.00	21.48	0.00
		<b>350.00</b>	<b>10,736.95</b>	<b>10,767.05</b>	<b>30.10</b>	<b>10,745.57</b>	<b>10,745.57</b>	<b>0.00</b>	<b>0.00</b>	<b>0.00</b>	<b>21.48</b>	<b>0.00</b>
NDQ.AX1 - Betashares Nasdaq 100 Etf												
23/07/2021	20/08/2021	250.00	8,112.45	8,312.55	200.10	8,239.36	8,239.36	0.00	0.00	0.00	73.19	0.00
		0.00	0.00	0.00	0.00	0.00	0.00	0.00	0.00	619.48	0.00	0.00
		<b>250.00</b>	<b>8,112.45</b>	<b>8,312.55</b>	<b>200.10</b>	<b>8,239.36</b>	<b>8,239.36</b>	<b>0.00</b>	<b>0.00</b>	<b>619.48</b>	<b>73.19</b>	<b>0.00</b>
RFF.AX1 - Rural Funds Group												
26/10/2021	02/03/2022	3,500.00	9,853.41	9,211.86	(641.55)	9,806.23	9,806.23	0.00	0.00	0.00	0.00	(594.37)
		<b>3,500.00</b>	<b>9,853.41</b>	<b>9,211.86</b>	<b>(641.55)</b>	<b>9,806.23</b>	<b>9,806.23</b>	<b>0.00</b>	<b>0.00</b>	<b>0.00</b>	<b>0.00</b>	<b>(594.37)</b>
SEMI.AX - Global X Semiconductor Etf												

# Chang Family Super Fund

## Realised Capital Gains Report

For The Period 01 July 2021 - 30 June 2022

Investment		Accounting Treatment				Tax Treatment						
Purchase Contract Date	Disposal Contract Date	Units	Cost	Proceeds	Accounting Profit/(Loss)	Adjusted Cost Base	Reduced Cost Base	Indexed Cost Base	Indexed Gains	Discounted Gains (Gross)	Other Gains	Capital Loss
<b>Units in Listed Unit Trusts (Australian)</b>												
30/11/2021	10/12/2021	650.00	7,598.95	7,481.05	(117.90)	7,598.95	7,598.95	0.00	0.00	0.00	0.00	(117.90)
13/05/2022	31/05/2022	850.00	7,567.95	7,808.55	240.60	7,567.95	7,567.95	0.00	0.00	0.00	240.60	0.00
		<b>1,500.00</b>	<b>15,166.90</b>	<b>15,289.60</b>	<b>122.70</b>	<b>15,166.90</b>	<b>15,166.90</b>	<b>0.00</b>	<b>0.00</b>	<b>0.00</b>	<b>240.60</b>	<b>(117.90)</b>
VDBA.AX - Vanguard Diversified Balanced Index Etf												
10/12/2021	20/01/2022	400.00	22,544.78	21,959.81	(584.96)	22,540.32	22,540.32	0.00	0.00	0.00	0.00	(580.51)
08/11/2021	20/01/2022	200.00	11,285.95	10,979.91	(306.04)	11,283.72	11,283.72	0.00	0.00	0.00	0.00	(303.82)
19/01/2022	21/01/2022	4.00	224.58	218.60	(5.98)	224.54	224.54	0.00	0.00	0.00	0.00	(5.94)
10/12/2021	21/01/2022	100.00	5,636.19	5,464.98	(171.21)	5,635.08	5,635.08	0.00	0.00	0.00	0.00	(170.10)
07/10/2021	21/01/2022	500.00	27,620.35	27,324.92	(295.43)	27,614.78	27,614.78	0.00	0.00	0.00	0.00	(289.86)
		0.00	0.00	0.00	0.00	0.00	0.00	0.00	0.00	49.04	0.00	0.00
		<b>1,204.00</b>	<b>67,311.85</b>	<b>65,948.22</b>	<b>(1,363.62)</b>	<b>67,298.44</b>	<b>67,298.44</b>	<b>0.00</b>	<b>0.00</b>	<b>49.04</b>	<b>0.00</b>	<b>(1,350.23)</b>
VGS.AX1 - Vanguard Msci Index International Shares Etf												
03/11/2021	19/01/2022	70.00	7,216.65	7,220.15	3.50	7,216.14	7,216.14	0.00	0.00	0.00	4.01	0.00
		0.00	0.00	0.00	0.00	0.00	0.00	0.00	0.00	6.02	0.00	0.00
		<b>70.00</b>	<b>7,216.65</b>	<b>7,220.15</b>	<b>3.50</b>	<b>7,216.14</b>	<b>7,216.14</b>	<b>0.00</b>	<b>0.00</b>	<b>6.02</b>	<b>4.01</b>	<b>0.00</b>
VHY.AX - Vanguard Australian Shares High Yield Etf												
29/07/2021	15/09/2021	150.00	10,188.70	9,844.05	(344.65)	10,188.70	10,188.70	0.00	0.00	0.00	0.00	(344.65)
18/10/2021	16/11/2021	3.00	191.32	192.09	0.77	191.32	191.32	0.00	0.00	0.00	0.77	0.00
29/07/2021	16/11/2021	150.00	10,188.70	9,604.44	(584.26)	10,188.70	10,188.70	0.00	0.00	0.00	0.00	(584.26)
		<b>303.00</b>	<b>20,568.72</b>	<b>19,640.58</b>	<b>(928.14)</b>	<b>20,568.72</b>	<b>20,568.72</b>	<b>0.00</b>	<b>0.00</b>	<b>0.00</b>	<b>0.77</b>	<b>(928.91)</b>
		<b>18,197.00</b>	<b>269,015.48</b>	<b>255,313.73</b>	<b>(13,701.74)</b>	<b>269,089.91</b>	<b>269,089.91</b>	<b>0.00</b>	<b>0.00</b>	<b>692.80</b>	<b>1,003.76</b>	<b>(14,779.95)</b>

# Chang Family Super Fund

## Realised Capital Gains Report

For The Period 01 July 2021 - 30 June 2022

Investment		Accounting Treatment				Tax Treatment						
Purchase Contract Date	Disposal Contract Date	Units	Cost	Proceeds	Accounting Profit/(Loss)	Adjusted Cost Base	Reduced Cost Base	Indexed Cost Base	Indexed Gains	Discounted Gains (Gross)	Other Gains	Capital Loss
<b>Units in Unlisted Unit Trusts (Australian)</b>												
RCG6220AU.AX1 - Rc Global Infra-Energy Fund												
		0.00	0.00	0.00	0.00	0.00	0.00	0.00	0.00	838.56	361.72	0.00
		<b>0.00</b>	<b>0.00</b>	<b>0.00</b>	<b>0.00</b>	<b>0.00</b>	<b>0.00</b>	<b>0.00</b>	<b>0.00</b>	<b>838.56</b>	<b>361.72</b>	<b>0.00</b>
		<b>0.00</b>	<b>0.00</b>	<b>0.00</b>	<b>0.00</b>	<b>0.00</b>	<b>0.00</b>	<b>0.00</b>	<b>0.00</b>	<b>838.56</b>	<b>361.72</b>	<b>0.00</b>
		<b>602,594.00</b>	<b>1,292,623.59</b>	<b>1,268,772.02</b>	<b>(23,851.65)</b>	<b>1,292,444.74</b>	<b>1,292,444.74</b>	<b>0.00</b>	<b>0.00</b>	<b>6,531.36</b>	<b>49,480.25</b>	<b>(75,014.27)</b>

RC Global sale \$30,000.00 + ANZ Praemium Sale \$1,238,771.96



Portfolio ID: 3122518

Realised CGT

01 Jul 2021 to 30 Jun 2022



## Disposals of CGT assets

Asset	Tax date	Purchase date	Sale date	Sale quantity	Actual cost \$	Adjusted cost <sup>(a)</sup> \$	Indexed cost \$	Sale proceeds \$	Gross gain \$	Capital gain using the different calculation methods			CGT gain <sup>(c)</sup> \$	CGT loss \$	CGT exempt gain/loss \$
										Discounted gain <sup>(b)</sup> \$	Indexed gain \$	Other gain \$			
LIFE360 INC. CDI 3:1 US PERSON PROHIBITED EXCLUDING QIB															
<b>360</b>	29/10/2021	29/10/2021	11/11/2021	600	6,457.95	6,457.95	NA	7,438.05	980.10	NA	NA	980.10	NA	NA	NA
	25/11/2021	25/11/2021	31/12/2021	700	8,539.40	8,539.40	NA	6,770.05	-	NA	NA	NA	-1,769.35	NA	
<b>360 totals</b>				1,300	14,997.35	14,997.35	NA	14,208.10	980.10	NA	NA	980.10	-1,769.35	NA	
88 ENERGY LIMITED FPO															
<b>88E</b>	13/07/2021	13/07/2021	04/11/2021	150,000	5,119.95	5,119.95	NA	4,180.05	-	NA	NA	NA	-939.90	NA	
<b>88E totals</b>				150,000	5,119.95	5,119.95	NA	4,180.05	-	NA	NA	NA	-939.90	NA	
THE A2 MILK COMPANY LIMITED FPO															
<b>A2M</b>	07/06/2021	07/06/2021	12/08/2021	1,200	7,039.95	7,039.95	NA	7,204.05	164.10	NA	NA	164.10	NA	NA	
	25/08/2021	25/08/2021	27/08/2021	1,000	6,879.95	6,879.95	NA	5,916.70	-	NA	NA	NA	-963.25	NA	
	26/08/2021	26/08/2021	27/08/2021	500	3,049.95	3,049.95	NA	2,958.35	-	NA	NA	NA	-91.60	NA	
<b>A2M totals</b>				2,700	16,969.85	16,969.85	NA	16,079.10	164.10	NA	NA	164.10	-1,054.85	NA	
GLOBAL X BATTERY TECH & LITHIUM ETF															
<b>ACDC</b>	09/07/2021	09/07/2021	29/09/2021	120	10,726.35	10,726.35	NA	11,076.45	350.10	NA	NA	350.10	NA	NA	
	04/11/2021	04/11/2021	03/02/2022	80	7,659.95	7,659.95	NA	7,404.05	-	NA	NA	NA	-255.90	NA	
<b>ACDC totals</b>				200	18,386.30	18,386.30	NA	18,480.50	350.10	NA	NA	350.10	-255.90	NA	
ADAIRS LIMITED FPO															
<b>ADH</b>	05/03/2021	05/03/2021	13/08/2021	1,500	5,674.95	5,674.95	NA	6,085.05	410.10	NA	NA	410.10	NA	NA	
	20/12/2021	20/12/2021	27/01/2022	2,000	7,699.95	7,699.95	NA	5,608.60	-	NA	NA	NA	-2,091.35	NA	
	24/01/2022	24/01/2022	27/01/2022	1,500	4,564.95	4,564.95	NA	4,206.45	-	NA	NA	NA	-358.50	NA	
<b>ADH totals</b>				5,000	17,939.85	17,939.85	NA	15,900.10	410.10	NA	NA	410.10	-2,449.85	NA	
AGL ENERGY LIMITED. FPO															
<b>AGL</b>	01/07/2021	01/07/2021	06/08/2021	1,000	8,294.95	8,294.95	NA	7,410.60	-	NA	NA	NA	-884.35	NA	
	30/12/2021	30/12/2021	03/02/2022	1,000	6,159.95	6,159.95	NA	7,190.05	1,030.10	NA	NA	1,030.10	NA	NA	
<b>AGL totals</b>				2,000	14,454.90	14,454.90	NA	14,600.65	1,030.10	NA	NA	1,030.10	-884.35	NA	
ARGOSY MINERALS LIMITED FPO															
<b>AGY</b>	18/11/2021	18/11/2021	12/01/2022	22,000	6,344.95	6,344.95	NA	8,670.05	2,325.10	NA	NA	2,325.10	NA	NA	
	14/01/2022	14/01/2022	25/01/2022	15,000	6,094.95	6,094.95	NA	4,780.05	-	NA	NA	NA	-1,314.90	NA	
<b>AGY totals</b>				37,000	12,439.90	12,439.90	NA	13,450.10	2,325.10	NA	NA	2,325.10	-1,314.90	NA	
ALTIUM LIMITED FPO															
<b>ALU</b>	21/07/2021	21/07/2021	02/09/2021	200	6,597.30	6,597.30	NA	6,149.05	-	NA	NA	NA	-448.25	NA	
	21/07/2021	21/07/2021	14/09/2021	100	3,298.65	3,298.65	NA	3,387.33	88.68	NA	NA	88.68	NA	NA	
	30/08/2021	30/08/2021	14/09/2021	200	6,121.95	6,121.95	NA	6,774.66	652.71	NA	NA	652.71	NA	NA	
	21/02/2022	21/02/2022	07/03/2022	250	7,894.95	7,894.95	NA	7,948.80	53.85	NA	NA	53.85	NA	NA	
<b>ALU totals</b>				750	23,912.85	23,912.85	NA	24,259.84	795.24	NA	NA	795.24	-448.25	NA	



Disposals of CGT assets continued

Asset	Tax date	Purchase date	Sale date	Sale quantity	Actual cost \$	Adjusted cost (a) \$	Indexed cost \$	Sale proceeds \$	Gross gain \$	Capital gain using the different calculation methods			CGT gain (c) \$	CGT loss \$	CGT exempt gain/loss \$
										Discounted gain (b) \$	Indexed gain \$	Other gain \$			
<b>ANSELL LIMITED FPO</b>															
<b>ANN</b>	31/01/2022	31/01/2022	16/02/2022	300	8,122.81	8,122.81	NA	7,789.05	-	NA	NA	NA	NA	-333.76	NA
<b>ANN totals</b>				300	8,122.81	8,122.81	NA	7,789.05	-	NA	NA	NA	NA	-333.76	NA
<b>APA GROUP UNITS FULLY PAID STAPLED SECURITIES - APT</b>															
<b>APA_APT</b>	09/06/2021	09/06/2021	29/07/2021	1,000	6,606.20	6,419.89	NA	6,731.73	311.84	NA	NA	311.84	311.84	NA	NA
<b>APA_APT totals</b>				1,000	6,606.20	6,419.89	NA	6,731.73	311.84	NA	NA	311.84	311.84	NA	NA
<b>APA GROUP UNITS FULLY PAID STAPLED SECURITIES - APTIT</b>															
<b>APA_APTIT</b>	09/06/2021	09/06/2021	29/07/2021	1,000	2,608.75	2,541.79	NA	2,658.32	116.53	NA	NA	116.53	116.53	NA	NA
<b>APA_APTIT totals</b>				1,000	2,608.75	2,541.79	NA	2,658.32	116.53	NA	NA	116.53	116.53	NA	NA
<b>APPEN LIMITED FPO</b>															
<b>APX</b>	07/06/2021	07/06/2021	12/08/2021	700	8,923.95	8,923.95	NA	8,391.15	-	NA	NA	NA	NA	-532.80	NA
	25/08/2021	25/08/2021	26/11/2021	600	8,251.95	8,251.95	NA	6,176.41	-	NA	NA	NA	NA	-2,075.54	NA
	26/08/2021	26/08/2021	26/11/2021	300	3,256.95	3,256.95	NA	3,088.21	-	NA	NA	NA	NA	-168.74	NA
<b>APX totals</b>				1,600	20,432.85	20,432.85	NA	17,655.77	-	NA	NA	NA	NA	-2,777.08	NA
<b>BETASHARES ASIA TECHNOLOGY TIGERS ETF</b>															
<b>ASIA</b>	10/08/2021	10/08/2021	20/08/2021	900	9,397.95	9,397.95	NA	8,656.05	-	NA	NA	NA	NA	-741.90	NA
	14/10/2021	14/10/2021	30/11/2021	800	7,939.95	7,939.95	NA	7,788.05	-	NA	NA	NA	NA	-151.90	NA
	02/02/2022	02/02/2022	04/03/2022	800	7,451.95	7,451.95	NA	6,276.05	-	NA	NA	NA	NA	-1,175.90	NA
<b>ASIA totals</b>				2,500	24,789.85	24,789.85	NA	22,720.15	-	NA	NA	NA	NA	-2,069.70	NA
<b>ACCENT GROUP LIMITED FPO</b>															
<b>AX1</b>	17/08/2021	17/08/2021	02/09/2021	2,000	4,693.30	4,693.30	NA	4,300.05	-	NA	NA	NA	NA	-393.25	NA
	17/08/2021	17/08/2021	01/10/2021	1,000	2,346.65	2,346.65	NA	2,156.00	-	NA	NA	NA	NA	-190.65	NA
	19/08/2021	19/08/2021	01/10/2021	2,000	4,579.95	4,579.95	NA	4,312.00	-	NA	NA	NA	NA	-267.95	NA
	20/08/2021	20/08/2021	01/10/2021	750	1,672.48	1,672.48	NA	1,617.00	-	NA	NA	NA	NA	-55.48	NA
	20/08/2021	20/08/2021	10/11/2021	1,250	2,787.47	2,787.47	NA	3,118.35	330.88	NA	NA	330.88	330.88	NA	NA
	13/09/2021	13/09/2021	10/11/2021	2,500	5,219.95	5,219.95	NA	6,236.70	1,016.75	NA	NA	1,016.75	1,016.75	NA	NA
	27/01/2022	27/01/2022	02/03/2022	3,500	7,159.95	7,159.95	NA	6,385.05	-	NA	NA	NA	NA	-774.90	NA
<b>AX1 totals</b>				13,000	28,459.75	28,459.75	NA	28,125.15	1,347.63	NA	NA	1,347.63	1,347.63	-1,682.23	NA
<b>BAPCOR LIMITED FPO</b>															
<b>BAP</b>	23/11/2021	23/11/2021	02/12/2021	1,000	7,519.95	7,519.95	NA	6,845.05	-	NA	NA	NA	NA	-674.90	NA
<b>BAP totals</b>				1,000	7,519.95	7,519.95	NA	6,845.05	-	NA	NA	NA	NA	-674.90	NA
<b>BHP GROUP LIMITED FPO</b>															
<b>BHP</b>	18/08/2021	18/08/2021	20/08/2021	200	9,565.95	9,565.95	NA	8,859.70	-	NA	NA	NA	NA	-706.25	NA
	19/08/2021	19/08/2021	20/08/2021	100	4,484.79	4,484.79	NA	4,429.85	-	NA	NA	NA	NA	-54.94	NA
	11/10/2021	11/10/2021	02/12/2021	200	7,587.95	7,587.95	NA	7,852.05	264.10	NA	NA	264.10	264.10	NA	NA





Portfolio ID: 3122518

Realised CGT

01 Jul 2021 to 30 Jun 2022



## Disposals of CGT assets continued

Asset	Tax date	Purchase date	Sale date	Sale quantity	Actual cost \$	Adjusted cost (a) \$	Indexed cost \$	Sale proceeds \$	Gross gain \$	Capital gain using the different calculation methods				CGT gain (c) \$	CGT loss \$	CGT exempt gain/loss \$
										Discounted gain (b) \$	Indexed gain \$	Other gain \$				
<b>BHP totals</b>				500	21,638.69	21,638.69	NA	21,141.60	264.10	NA	NA	264.10	264.10	-761.19	NA	
<b>BRAINCHIP HOLDINGS LTD FPO</b>																
<b>BRN</b>	14/01/2022	14/01/2022	14/01/2022	4,000	6,539.95	6,539.95	NA	6,010.03	-	NA	NA	NA	NA	-529.92	NA	
	14/01/2022	14/01/2022	14/01/2022	4,000	6,059.95	6,059.95	NA	6,010.02	-	NA	NA	NA	NA	-49.93	NA	
	02/02/2022	02/02/2022	03/02/2022	3,500	6,214.95	6,214.95	NA	5,860.05	-	NA	NA	NA	NA	-354.90	NA	
<b>BRN totals</b>				11,500	18,814.85	18,814.85	NA	17,880.10	-	NA	NA	NA	NA	-934.75	NA	
<b>COSTA GROUP HOLDINGS LIMITED FPO</b>																
<b>CGC</b>	02/06/2021	02/06/2021	12/08/2021	2,000	6,896.13	6,896.13	NA	6,670.52	-	NA	NA	NA	NA	-225.61	NA	
	19/07/2021	29/07/2021	12/08/2021	316	948.00	948.00	NA	1,053.94	105.94	NA	NA	105.94	105.94	NA	NA	
<b>CGC totals</b>				2,316	7,844.13	7,844.13	NA	7,724.46	105.94	NA	NA	105.94	105.94	-225.61	NA	
<b>CHARTER HALL GROUP STAPLED SECURITIES US PROHIBITED - CHL</b>																
<b>CHC_CHL</b>	24/08/2021	24/08/2021	14/09/2021	400	858.77	858.77	NA	817.13	-	NA	NA	NA	NA	-41.64	NA	
<b>CHC_CHL totals</b>				400	858.77	858.77	NA	817.13	-	NA	NA	NA	NA	-41.64	NA	
<b>CHARTER HALL GROUP STAPLED SECURITIES US PROHIBITED - CHPT</b>																
<b>CHC_CHPT</b>	24/08/2021	24/08/2021	14/09/2021	400	6,481.18	6,481.18	NA	6,166.92	-	NA	NA	NA	NA	-314.26	NA	
<b>CHC_CHPT totals</b>				400	6,481.18	6,481.18	NA	6,166.92	-	NA	NA	NA	NA	-314.26	NA	
<b>COLLINS FOODS LIMITED FPO</b>																
<b>CKF</b>	08/07/2021	08/07/2021	12/08/2021	900	9,622.95	9,622.95	NA	9,772.27	149.32	NA	NA	149.32	149.32	NA	NA	
	08/03/2022	08/03/2022	28/06/2022	800	8,342.35	8,342.35	NA	7,950.68	-	NA	NA	NA	NA	-391.67	NA	
<b>CKF totals</b>				1,700	17,965.30	17,965.30	NA	17,722.95	149.32	NA	NA	149.32	149.32	-391.67	NA	
<b>CRESO PHARMA LIMITED FPO</b>																
<b>CPH</b>	11/06/2021	11/06/2021	26/08/2021	25,000	4,769.95	4,769.95	NA	2,980.05	-	NA	NA	NA	NA	-1,789.90	NA	
<b>CPH totals</b>				25,000	4,769.95	4,769.95	NA	2,980.05	-	NA	NA	NA	NA	-1,789.90	NA	
<b>CHARTER HALL SOCIAL INFRASTRUCTURE REIT UNITS FULLY PAID</b>																
<b>CQE</b>	16/02/2022	16/02/2022	11/03/2022	2,000	7,699.95	7,699.95	NA	7,742.06	42.11	NA	NA	42.11	42.11	NA	NA	
<b>CQE totals</b>				2,000	7,699.95	7,699.95	NA	7,742.06	42.11	NA	NA	42.11	42.11	NA	NA	
<b>BETASHARES CRYPTO INNOVATORS ETF</b>																
<b>CRYP</b>	05/11/2021	05/11/2021	10/12/2021	500	5,649.95	5,649.95	NA	4,290.05	-	NA	NA	NA	NA	-1,359.90	NA	
	12/01/2022	12/01/2022	21/01/2022	800	5,699.95	5,699.95	NA	4,735.25	-	NA	NA	NA	NA	-964.70	NA	
	16/02/2022	16/02/2022	24/02/2022	1,000	6,559.95	6,559.95	NA	4,980.05	-	NA	NA	NA	NA	-1,579.90	NA	
	19/04/2022	19/04/2022	31/05/2022	1,000	5,089.95	5,089.95	NA	3,330.05	-	NA	NA	NA	NA	-1,759.90	NA	
<b>CRYP totals</b>				3,300	22,999.80	22,999.80	NA	17,335.40	-	NA	NA	NA	NA	-5,664.40	NA	
<b>CSL LIMITED FPO</b>																
<b>CSL</b>	15/03/2021	15/03/2021	06/10/2021	40	10,289.15	10,289.15	NA	11,456.70	1,167.55	NA	NA	1,167.55	1,167.55	NA	NA	
	29/09/2021	29/09/2021	06/10/2021	20	5,732.15	5,732.15	NA	5,728.35	-	NA	NA	NA	NA	-3.80	NA	



Portfolio ID: 3122518

Realised CGT

01 Jul 2021 to 30 Jun 2022



## Disposals of CGT assets continued

Asset	Tax date	Purchase date	Sale date	Sale quantity	Actual cost \$	Adjusted cost (a) \$	Indexed cost \$	Sale proceeds \$	Gross gain \$	Capital gain using the different calculation methods				CGT gain (c) \$	CGT loss \$	CGT exempt gain/loss \$
										Discounted gain (b) \$	Indexed gain \$	Other gain \$				
CSL totals				60	16,021.30	16,021.30	NA	17,185.05	1,167.55	NA	NA	1,167.55	1,167.55	-3.80	NA	
CROWN RESORTS LIMITED FPO																
<b>CWN</b>	11/10/2021	11/10/2021	27/10/2021	600	5,407.95	5,407.95	NA	6,142.05	734.10	NA	NA	734.10	734.10	NA	NA	
CWN totals				600	5,407.95	5,407.95	NA	6,142.05	734.10	NA	NA	734.10	734.10	NA	NA	
DICKER DATA LIMITED FPO																
<b>DDR</b>	01/03/2021	01/03/2021	02/08/2021	13	153.74	153.74	NA	168.94	15.20	NA	NA	15.20	15.20	NA	NA	
	04/03/2021	04/03/2021	02/08/2021	400	4,367.95	4,367.95	NA	5,198.28	830.33	NA	NA	830.33	830.33	NA	NA	
	17/03/2021	17/03/2021	02/08/2021	500	5,484.95	5,484.95	NA	6,497.84	1,012.89	NA	NA	1,012.89	1,012.89	NA	NA	
	30/03/2021	30/03/2021	02/08/2021	500	5,084.95	5,084.95	NA	6,497.84	1,412.89	NA	NA	1,412.89	1,412.89	NA	NA	
	28/04/2021	28/04/2021	02/08/2021	400	4,015.95	4,015.95	NA	5,198.28	1,182.33	NA	NA	1,182.33	1,182.33	NA	NA	
	11/05/2021	11/05/2021	02/08/2021	500	4,564.95	4,564.95	NA	6,497.85	1,932.90	NA	NA	1,932.90	1,932.90	NA	NA	
	02/06/2021	02/06/2021	02/08/2021	600	6,313.95	6,313.95	NA	7,797.41	1,483.46	NA	NA	1,483.46	1,483.46	NA	NA	
	09/06/2021	09/06/2021	02/08/2021	450	4,794.45	4,794.45	NA	5,848.06	1,053.61	NA	NA	1,053.61	1,053.61	NA	NA	
	13/08/2021	13/08/2021	26/10/2021	400	5,867.95	5,867.95	NA	5,807.61	-	NA	NA	NA	NA	-60.34	NA	
	17/08/2021	17/08/2021	26/10/2021	400	5,595.95	5,595.95	NA	5,807.61	211.66	NA	NA	211.66	211.66	NA	NA	
	27/08/2021	27/08/2021	26/10/2021	400	5,975.95	5,975.95	NA	5,807.61	-	NA	NA	NA	NA	-168.34	NA	
	30/08/2021	30/08/2021	26/10/2021	300	3,904.38	3,904.38	NA	4,355.69	451.31	NA	NA	451.31	451.31	NA	NA	
	30/08/2021	30/08/2021	27/10/2021	100	1,301.46	1,301.46	NA	1,506.01	204.55	NA	NA	204.55	204.55	NA	NA	
	22/09/2021	22/09/2021	27/10/2021	400	5,171.95	5,171.95	NA	6,024.02	852.07	NA	NA	852.07	852.07	NA	NA	
	29/09/2021	29/09/2021	27/10/2021	500	6,349.95	6,349.95	NA	7,530.02	1,180.07	NA	NA	1,180.07	1,180.07	NA	NA	
	04/11/2021	04/11/2021	20/12/2021	500	7,574.95	7,574.95	NA	7,007.97	-	NA	NA	NA	NA	-566.98	NA	
	08/11/2021	08/11/2021	20/12/2021	500	7,577.95	7,577.95	NA	7,007.97	-	NA	NA	NA	NA	-569.98	NA	
	02/12/2021	02/12/2021	20/12/2021	500	6,964.95	6,964.95	NA	7,007.97	43.02	NA	NA	43.02	43.02	NA	NA	
	06/12/2021	06/12/2021	20/12/2021	500	6,749.95	6,749.95	NA	7,007.98	258.03	NA	NA	258.03	258.03	NA	NA	
DDR totals				7,863	97,816.28	97,816.28	NA	108,574.96	12,124.32	NA	NA	12,124.32	12,124.32	-1,365.64	NA	
DOMINO'S PIZZA ENTERPRISES LIMITED FPO																
<b>DMP</b>	04/11/2021	04/11/2021	02/12/2021	60	7,067.55	7,067.55	NA	7,342.05	274.50	NA	NA	274.50	274.50	NA	NA	
DMP totals				60	7,067.55	7,067.55	NA	7,342.05	274.50	NA	NA	274.50	274.50	NA	NA	
ELDERS LIMITED FPO																
<b>ELD</b>	29/06/2021	29/06/2021	27/07/2021	900	10,342.95	10,342.95	NA	10,231.05	-	NA	NA	NA	NA	-111.90	NA	
ELD totals				900	10,342.95	10,342.95	NA	10,231.05	-	NA	NA	NA	NA	-111.90	NA	
EVOLUTION MINING LIMITED FPO																
<b>EVN</b>	14/06/2022	14/06/2022	29/06/2022	2,000	6,629.95	6,629.95	NA	4,800.05	-	NA	NA	NA	NA	-1,829.90	NA	
EVN totals				2,000	6,629.95	6,629.95	NA	4,800.05	-	NA	NA	NA	NA	-1,829.90	NA	
ELIXIR ENERGY LIMITED FPO																
<b>EXR</b>	15/03/2021	15/03/2021	19/08/2021	18,000	5,779.95	5,779.95	NA	4,030.05	-	NA	NA	NA	NA	-1,749.90	NA	



Disposals of CGT assets continued

Asset	Tax date	Purchase date	Sale date	Sale quantity	Actual cost \$	Adjusted cost <sup>(a)</sup> \$	Indexed cost \$	Sale proceeds \$	Gross gain \$	Capital gain using the different calculation methods				CGT gain <sup>(c)</sup> \$	CGT loss \$	CGT exempt gain/loss \$
										Discounted gain <sup>(b)</sup> \$	Indexed gain \$	Other gain \$				
<b>EXR totals</b>				18,000	5,779.95	5,779.95	NA	4,030.05	-	NA	NA	NA	NA	-1,749.90	NA	
GLOBAL X FANG+ ETF																
<b>FANG</b>	23/11/2021	23/11/2021	14/01/2022	400	7,503.95	7,503.95	NA	6,803.31	-	NA	NA	NA	NA	-700.64	NA	
<b>FANG totals</b>				400	7,503.95	7,503.95	NA	6,803.31	-	NA	NA	NA	NA	-700.64	NA	
FORTESCUE METALS GROUP LTD FPO																
<b>FMG</b>	14/07/2021	14/07/2021	09/09/2021	400	10,047.95	10,047.95	NA	7,088.05	-	NA	NA	NA	NA	-2,959.90	NA	
	17/09/2021	17/09/2021	01/10/2021	500	7,699.95	7,699.95	NA	7,360.03	-	NA	NA	NA	NA	-339.92	NA	
	01/10/2021	01/10/2021	01/10/2021	500	7,394.95	7,394.95	NA	7,360.02	-	NA	NA	NA	NA	-34.93	NA	
	12/10/2021	12/10/2021	28/10/2021	500	7,614.95	7,614.95	NA	7,015.05	-	NA	NA	NA	NA	-599.90	NA	
	03/12/2021	03/12/2021	28/01/2022	450	7,876.95	7,876.95	NA	8,827.05	950.10	NA	NA	950.10	950.10	NA	NA	
<b>FMG totals</b>				2,350	40,634.75	40,634.75	NA	37,650.20	950.10	NA	NA	950.10	950.10	-3,934.65	NA	
FAMILY ZONE CYBER SAFETY LIMITED FPO																
<b>FZO</b>	22/09/2021	22/09/2021	29/09/2021	9,000	6,544.95	6,544.95	NA	6,100.05	-	NA	NA	NA	NA	-444.90	NA	
<b>FZO totals</b>				9,000	6,544.95	6,544.95	NA	6,100.05	-	NA	NA	NA	NA	-444.90	NA	
GOODMAN GROUP STAPLED SECURITIES US PROHIBITED - GOODMAN INDUSTRIAL TRUST UNITS																
<b>GMG_GIT</b>	24/01/2022	24/01/2022	02/06/2022	450	6,743.39	6,743.39	NA	5,814.63	-	NA	NA	NA	NA	-928.76	NA	
	11/02/2022	11/02/2022	02/06/2022	225	3,321.98	3,321.98	NA	2,907.32	-	NA	NA	NA	NA	-414.66	NA	
<b>GMG_GIT totals</b>				675	10,065.37	10,065.37	NA	8,721.95	-	NA	NA	NA	NA	-1,343.42	NA	
GOODMAN GROUP STAPLED SECURITIES US PROHIBITED - GOODMAN LIMITED SHARES																
<b>GMG_GL</b>	24/01/2022	24/01/2022	02/06/2022	450	1,867.40	1,867.40	NA	1,615.17	-	NA	NA	NA	NA	-252.23	NA	
	11/02/2022	11/02/2022	02/06/2022	225	919.93	919.93	NA	807.59	-	NA	NA	NA	NA	-112.34	NA	
<b>GMG_GL totals</b>				675	2,787.33	2,787.33	NA	2,422.76	-	NA	NA	NA	NA	-364.57	NA	
GOODMAN GROUP STAPLED SECURITIES US PROHIBITED - GOODMAN LOGISTICS (HK) LIMITED CDIS																
<b>GMG_GLHK</b>	24/01/2022	24/01/2022	02/06/2022	450	1,763.66	1,763.66	NA	1,543.39	-	NA	NA	NA	NA	-220.27	NA	
	11/02/2022	11/02/2022	02/06/2022	225	868.83	868.83	NA	771.70	-	NA	NA	NA	NA	-97.13	NA	
<b>GMG_GLHK totals</b>				675	2,632.49	2,632.49	NA	2,315.09	-	NA	NA	NA	NA	-317.40	NA	
GQG PARTNERS INC. CDI 1:1 US PERSON PROHIBITED EXCLUDING QIB																
<b>GQG</b>	14/03/2022	14/03/2022	31/05/2022	6,000	7,789.95	7,789.95	NA	9,760.05	1,970.10	NA	NA	1,970.10	1,970.10	NA	NA	
<b>GQG totals</b>				6,000	7,789.95	7,789.95	NA	9,760.05	1,970.10	NA	NA	1,970.10	1,970.10	NA	NA	
BETASHARES GLOBAL CYBERSECURITY ETF																
<b>HACK</b>	27/10/2021	27/10/2021	27/01/2022	800	8,411.95	8,411.95	NA	7,420.05	-	NA	NA	NA	NA	-991.90	NA	
<b>HACK totals</b>				800	8,411.95	8,411.95	NA	7,420.05	-	NA	NA	NA	NA	-991.90	NA	
GLOBAL X HYDROGEN ETF																
<b>HGEN</b>	29/10/2021	29/10/2021	20/12/2021	600	7,315.95	7,315.95	NA	6,400.05	-	NA	NA	NA	NA	-915.90	NA	
	07/01/2022	07/01/2022	19/01/2022	650	6,695.45	6,695.45	NA	6,031.55	-	NA	NA	NA	NA	-663.90	NA	



Portfolio ID: 3122518

Realised CGT

01 Jul 2021 to 30 Jun 2022



## Disposals of CGT assets continued

Asset	Tax date	Purchase date	Sale date	Sale quantity	Actual cost \$	Adjusted cost <sup>(a)</sup> \$	Indexed cost \$	Sale proceeds \$	Gross gain \$	Capital gain using the different calculation methods				CGT gain <sup>(c)</sup> \$	CGT loss \$	CGT exempt gain/loss \$
										Discounted gain <sup>(b)</sup> \$	Indexed gain \$	Other gain \$				
<b>HGEN totals</b>				1,250	14,011.40	14,011.40	NA	12,431.60	-	NA	NA	NA	NA	-1,579.80	NA	
<b>IMUGENE LIMITED FPO</b>																
<b>IMU</b>	18/11/2021	18/11/2021	26/11/2021	10,000	5,569.95	5,569.95	NA	5,130.05	-	NA	NA	NA	NA	-439.90	NA	
<b>IMU totals</b>				10,000	5,569.95	5,569.95	NA	5,130.05	-	NA	NA	NA	NA	-439.90	NA	
<b>ISHARES GLOBAL HEALTHCARE ETF</b>																
<b>IXJ</b>	03/09/2021	03/09/2021	05/11/2021	80	9,655.95	9,655.95	NA	9,485.65	-	NA	NA	NA	NA	-170.30	NA	
<b>IXJ totals</b>				80	9,655.95	9,655.95	NA	9,485.65	-	NA	NA	NA	NA	-170.30	NA	
<b>JB HI-FI LIMITED FPO</b>																
<b>JBH</b>	13/07/2021	13/07/2021	18/08/2021	200	9,443.42	9,443.42	NA	9,936.66	493.24	NA	NA	493.24	493.24	NA	NA	
<b>JBH totals</b>				200	9,443.42	9,443.42	NA	9,936.66	493.24	NA	NA	493.24	493.24	NA	NA	
<b>JANUS HENDERSON GROUP PLC CDIS 1:1</b>																
<b>JHG</b>	15/11/2021	15/11/2021	02/12/2021	100	6,496.95	6,496.95	NA	5,802.05	-	NA	NA	NA	NA	-694.90	NA	
	28/01/2022	28/01/2022	11/02/2022	150	7,688.70	7,688.70	NA	7,250.55	-	NA	NA	NA	NA	-438.15	NA	
<b>JHG totals</b>				250	14,185.65	14,185.65	NA	13,052.60	-	NA	NA	NA	NA	-1,133.05	NA	
<b>JOHNS LYNG GROUP LIMITED FPO</b>																
<b>JLG</b>	16/02/2022	16/02/2022	24/02/2022	1,000	7,819.95	7,819.95	NA	6,920.05	-	NA	NA	NA	NA	-899.90	NA	
<b>JLG totals</b>				1,000	7,819.95	7,819.95	NA	6,920.05	-	NA	NA	NA	NA	-899.90	NA	
<b>KOGAN.COM LTD FPO</b>																
<b>KGN</b>	21/06/2021	21/06/2021	12/08/2021	600	6,541.95	6,541.95	NA	6,766.05	224.10	NA	NA	224.10	224.10	NA	NA	
	26/08/2021	26/08/2021	08/09/2021	600	6,565.95	6,565.95	NA	6,346.05	-	NA	NA	NA	NA	-219.90	NA	
	18/10/2021	18/10/2021	26/11/2021	700	7,474.95	7,474.95	NA	5,678.05	-	NA	NA	NA	NA	-1,796.90	NA	
	20/12/2021	20/12/2021	07/01/2022	1,000	8,309.95	8,309.95	NA	8,130.05	-	NA	NA	NA	NA	-179.90	NA	
<b>KGN totals</b>				2,900	28,892.80	28,892.80	NA	26,920.20	224.10	NA	NA	224.10	224.10	-2,196.70	NA	
<b>LEPIDICO LTD FPO</b>																
<b>LPD</b>	09/11/2021	09/11/2021	06/12/2021	100,000	4,619.95	4,619.95	NA	3,580.05	-	NA	NA	NA	NA	-1,039.90	NA	
<b>LPD totals</b>				100,000	4,619.95	4,619.95	NA	3,580.05	-	NA	NA	NA	NA	-1,039.90	NA	
<b>LYNAS RARE EARTHS LIMITED FPO</b>																
<b>LYC</b>	22/10/2021	22/10/2021	06/01/2022	1,000	6,849.95	6,849.95	NA	11,000.05	4,150.10	NA	NA	4,150.10	4,150.10	NA	NA	
<b>LYC totals</b>				1,000	6,849.95	6,849.95	NA	11,000.05	4,150.10	NA	NA	4,150.10	4,150.10	NA	NA	
<b>MINCOR RESOURCES NL FPO</b>																
<b>MCR</b>	14/01/2022	14/01/2022	25/01/2022	4,000	7,519.95	7,519.95	NA	6,860.05	-	NA	NA	NA	NA	-659.90	NA	
<b>MCR totals</b>				4,000	7,519.95	7,519.95	NA	6,860.05	-	NA	NA	NA	NA	-659.90	NA	
<b>MAGELLAN FINANCIAL GROUP LIMITED FPO</b>																
<b>MFG</b>	17/08/2021	17/08/2021	02/09/2021	180	8,379.40	8,379.40	NA	7,772.25	-	NA	NA	NA	NA	-607.15	NA	



Portfolio ID: 3122518

Realised CGT

01 Jul 2021 to 30 Jun 2022



## Disposals of CGT assets continued

Asset	Tax date	Purchase date	Sale date	Sale quantity	Actual cost \$	Adjusted cost <sup>(a)</sup> \$	Indexed cost \$	Sale proceeds \$	Gross gain \$	Capital gain using the different calculation methods				CGT gain <sup>(c)</sup> \$	CGT loss \$	CGT exempt gain/loss \$
										Discounted gain <sup>(b)</sup> \$	Indexed gain \$	Other gain \$				
	16/09/2021	16/09/2021	11/11/2021	200	8,008.19	8,008.19	NA	6,747.09	-	NA	NA	NA	NA	-1,261.10	NA	
	08/12/2021	08/12/2021	20/12/2021	200	5,955.96	5,955.96	NA	3,912.40	-	NA	NA	NA	NA	-2,043.56	NA	
	08/12/2021	08/12/2021	03/03/2022	50	1,488.99	1,488.99	NA	810.84	-	NA	NA	NA	NA	-678.15	NA	
	20/12/2021	20/12/2021	03/03/2022	250	5,284.95	5,284.95	NA	4,054.19	-	NA	NA	NA	NA	-1,230.76	NA	
	07/02/2022	07/02/2022	03/03/2022	300	4,945.95	4,945.95	NA	4,865.02	-	NA	NA	NA	NA	-80.93	NA	
<b>MFG totals</b>				1,180	34,063.44	34,063.44	NA	28,161.79	-	NA	NA	NA	NA	-5,901.65	NA	
<b>MINERAL RESOURCES LIMITED FPO</b>																
<b>MIN</b>	26/10/2021	26/10/2021	18/11/2021	200	8,049.95	8,049.95	NA	7,838.05	-	NA	NA	NA	NA	-211.90	NA	
	29/11/2021	29/11/2021	02/12/2021	200	8,837.42	8,837.42	NA	8,810.05	-	NA	NA	NA	NA	-27.37	NA	
<b>MIN totals</b>				400	16,887.37	16,887.37	NA	16,648.10	-	NA	NA	NA	NA	-239.27	NA	
<b>MONADELPHOUS GROUP LIMITED FPO</b>																
<b>MND</b>	03/06/2021	03/06/2021	12/08/2021	600	6,151.95	6,151.95	NA	6,936.60	784.65	NA	NA	784.65	784.65	NA	NA	
	11/06/2021	11/06/2021	12/08/2021	450	4,407.45	4,407.45	NA	5,202.45	795.00	NA	NA	795.00	795.00	NA	NA	
	24/08/2021	24/08/2021	30/08/2021	700	7,214.63	7,214.63	NA	7,414.05	199.42	NA	NA	199.42	199.42	NA	NA	
	29/12/2021	29/12/2021	19/01/2022	750	7,264.95	7,264.95	NA	7,225.05	-	NA	NA	NA	NA	-39.90	NA	
<b>MND totals</b>				2,500	25,038.98	25,038.98	NA	26,778.15	1,779.07	NA	NA	1,779.07	1,779.07	-39.90	NA	
<b>VANECK MORNINGSTAR WIDE MOAT ETF</b>																
<b>MOAT</b>	22/10/2021	22/10/2021	11/01/2022	90	9,249.45	9,249.45	NA	9,520.95	271.50	NA	NA	271.50	271.50	NA	NA	
<b>MOAT totals</b>				90	9,249.45	9,249.45	NA	9,520.95	271.50	NA	NA	271.50	271.50	NA	NA	
<b>VANECK AUSTRALIAN BANKS ETF</b>																
<b>MVB</b>	07/06/2021	07/06/2021	23/11/2021	350	10,736.95	10,753.50	NA	10,767.05	13.55	NA	NA	13.55	13.55	NA	NA	
<b>MVB totals</b>				350	10,736.95	10,753.50	NA	10,767.05	13.55	NA	NA	13.55	13.55	NA	NA	
<b>BETASHARES NASDAQ 100 ETF</b>																
<b>NDQ</b>	23/07/2021	23/07/2021	20/08/2021	250	8,112.45	8,112.45	NA	8,312.55	200.10	NA	NA	200.10	200.10	NA	NA	
<b>NDQ totals</b>				250	8,112.45	8,112.45	NA	8,312.55	200.10	NA	NA	200.10	200.10	NA	NA	
<b>NORTHERN STAR RESOURCES LTD FPO</b>																
<b>NST</b>	07/06/2021	07/06/2021	26/11/2021	750	8,254.89	8,254.89	NA	7,255.05	-	NA	NA	NA	NA	-999.84	NA	
	22/02/2022	22/02/2022	03/03/2022	700	7,096.95	7,096.95	NA	7,036.05	-	NA	NA	NA	NA	-60.90	NA	
<b>NST totals</b>				1,450	15,351.84	15,351.84	NA	14,291.10	-	NA	NA	NA	NA	-1,060.74	NA	
<b>NUIX LIMITED FPO</b>																
<b>NXL</b>	10/08/2021	10/08/2021	18/08/2021	2,000	5,439.95	5,439.95	NA	5,040.05	-	NA	NA	NA	NA	-399.90	NA	
<b>NXL totals</b>				2,000	5,439.95	5,439.95	NA	5,040.05	-	NA	NA	NA	NA	-399.90	NA	
<b>BETASHARES CRUDE OIL INDEX ETF-CURRENCY HEDGED (SYNTHETIC)</b>																
<b>OOO</b>	30/11/2021	30/11/2021	17/12/2021	1,200	6,979.95	6,979.95	NA	7,000.05	20.10	NA	NA	20.10	20.10	NA	NA	
<b>OOO totals</b>				1,200	6,979.95	6,979.95	NA	7,000.05	20.10	NA	NA	20.10	20.10	NA	NA	



Portfolio ID: 3122518

Realised CGT

01 Jul 2021 to 30 Jun 2022



## Disposals of CGT assets continued

Asset	Tax date	Purchase date	Sale date	Sale quantity	Actual cost \$	Adjusted cost (a) \$	Indexed cost \$	Sale proceeds \$	Gross gain \$	Capital gain using the different calculation methods				CGT gain (c) \$	CGT loss \$	CGT exempt gain/loss \$
										Discounted gain (b) \$	Indexed gain \$	Other gain \$				
POINTS BET HOLDINGS LIMITED FPO																
<b>PBH</b>	03/08/2021	03/08/2021	30/08/2021	700	7,005.95	7,005.95	NA	7,127.05	121.10	NA	NA	121.10	121.10	NA	NA	
	29/10/2021	29/10/2021	08/11/2021	800	6,463.95	6,463.95	NA	6,676.05	212.10	NA	NA	212.10	212.10	NA	NA	
	19/01/2022	19/01/2022	24/01/2022	1,000	6,179.95	6,179.95	NA	5,790.05	-	NA	NA	NA	NA	-389.90	NA	
	11/02/2022	11/02/2022	22/02/2022	1,000	4,979.95	4,979.95	NA	3,790.05	-	NA	NA	NA	NA	-1,189.90	NA	
<b>PBH totals</b>				3,500	24,629.80	24,629.80	NA	23,383.20	333.20	NA	NA	333.20	333.20	-1,579.80	NA	
PILBARA MINERALS LIMITED FPO																
<b>PLS</b>	14/10/2021	14/10/2021	28/10/2021	3,500	7,038.31	7,038.31	NA	7,400.05	361.74	NA	NA	361.74	361.74	NA	NA	
	20/12/2021	20/12/2021	11/01/2022	2,600	7,247.95	7,247.95	NA	9,106.05	1,858.10	NA	NA	1,858.10	1,858.10	NA	NA	
	01/02/2022	01/02/2022	22/06/2022	2,300	7,609.95	7,609.95	NA	4,718.05	-	NA	NA	NA	NA	-2,891.90	NA	
<b>PLS totals</b>				8,400	21,896.21	21,896.21	NA	21,224.15	2,219.84	NA	NA	2,219.84	2,219.84	-2,891.90	NA	
PRO MEDICUS LIMITED FPO																
<b>PME</b>	18/08/2021	18/08/2021	06/10/2021	100	6,049.95	6,049.95	NA	5,060.52	-	NA	NA	NA	NA	-989.43	NA	
	06/09/2021	06/09/2021	06/10/2021	100	5,860.11	5,860.11	NA	5,060.53	-	NA	NA	NA	NA	-799.58	NA	
	05/11/2021	05/11/2021	23/11/2021	120	7,261.70	7,261.70	NA	7,209.39	-	NA	NA	NA	NA	-52.31	NA	
	02/12/2021	02/12/2021	20/12/2021	180	10,014.45	10,014.45	NA	10,690.05	675.60	NA	NA	675.60	675.60	NA	NA	
	20/01/2022	20/01/2022	27/01/2022	200	9,037.95	9,037.95	NA	8,262.89	-	NA	NA	NA	NA	-775.06	NA	
<b>PME totals</b>				700	38,224.16	38,224.16	NA	36,283.38	675.60	NA	NA	675.60	675.60	-2,616.38	NA	
PROVINCE RESOURCES LTD FPO																
<b>PRL</b>	15/03/2021	15/03/2021	27/08/2021	40,000	5,619.95	5,619.95	NA	5,580.05	-	NA	NA	NA	NA	-39.90	NA	
<b>PRL totals</b>				40,000	5,619.95	5,619.95	NA	5,580.05	-	NA	NA	NA	NA	-39.90	NA	
PLATINUM ASSET MANAGEMENT LIMITED FPO																
<b>PTM</b>	15/10/2021	15/10/2021	02/11/2021	2,000	6,019.95	6,019.95	NA	6,080.05	60.10	NA	NA	60.10	60.10	NA	NA	
<b>PTM totals</b>				2,000	6,019.95	6,019.95	NA	6,080.05	60.10	NA	NA	60.10	60.10	NA	NA	
RURAL FUNDS GROUP STAPLED SECURITIES - RF ACTIVE																
<b>RFF_RFA</b>	26/10/2021	26/10/2021	02/03/2022	3,500	194.11	194.11	NA	181.47	-	NA	NA	NA	NA	-12.64	NA	
<b>RFF_RFA totals</b>				3,500	194.11	194.11	NA	181.47	-	NA	NA	NA	NA	-12.64	NA	
RURAL FUNDS GROUP STAPLED SECURITIES - RURAL FUNDS TRUST																
<b>RFF_RFF</b>	26/10/2021	26/10/2021	02/03/2022	3,500	9,659.30	9,612.11	NA	9,030.39	-	NA	NA	NA	NA	-581.72	NA	
<b>RFF_RFF totals</b>				3,500	9,659.30	9,612.11	NA	9,030.39	-	NA	NA	NA	NA	-581.72	NA	
RESMED INC CDI 10:1 FOREIGN EXEMPT NYSE																
<b>RMD</b>	03/05/2021	03/05/2021	09/07/2021	300	7,480.95	7,480.95	NA	9,970.05	2,489.10	NA	NA	2,489.10	2,489.10	NA	NA	
	14/10/2021	14/10/2021	19/01/2022	250	8,664.95	8,664.95	NA	8,295.05	-	NA	NA	NA	NA	-369.90	NA	
<b>RMD totals</b>				550	16,145.90	16,145.90	NA	18,265.10	2,489.10	NA	NA	2,489.10	2,489.10	-369.90	NA	
GLOBAL X SEMICONDUCTOR ETF																

**Disposals of CGT assets continued**

Asset	Tax date	Purchase date	Sale date	Sale quantity	Actual cost \$	Adjusted cost <sup>(a)</sup> \$	Indexed cost \$	Sale proceeds \$	Gross gain \$	Capital gain using the different calculation methods			CGT gain <sup>(c)</sup> \$	CGT loss \$	CGT exempt gain/loss \$
										Discounted gain <sup>(b)</sup> \$	Indexed gain \$	Other gain \$			
<b>SEMI</b>	30/11/2021	30/11/2021	10/12/2021	650	7,598.95	7,598.95	NA	7,481.05	-	NA	NA	NA	NA	-117.90	NA
	13/05/2022	13/05/2022	31/05/2022	850	7,567.95	7,567.95	NA	7,808.55	240.60	NA	NA	240.60	NA	NA	NA
SEMI totals				1,500	15,166.90	15,166.90	NA	15,289.60	240.60	NA	NA	240.60	NA	-117.90	NA
SONIC HEALTHCARE LIMITED FPO															
<b>SHL</b>	29/10/2021	29/10/2021	15/12/2021	200	8,035.95	8,035.95	NA	8,764.05	728.10	NA	NA	728.10	728.10	NA	NA
SHL totals				200	8,035.95	8,035.95	NA	8,764.05	728.10	NA	NA	728.10	728.10	NA	NA
WASHINGTON H SOUL PATTINSON & COMPANY LIMITED FPO															
<b>SOL</b>	29/10/2021	29/10/2021	20/12/2021	200	6,589.95	6,589.95	NA	5,966.05	-	NA	NA	NA	NA	-623.90	NA
SOL totals				200	6,589.95	6,589.95	NA	5,966.05	-	NA	NA	NA	NA	-623.90	NA
TELSTRA CORPORATION LIMITED. FPO															
<b>TLS</b>	27/01/2022	27/01/2022	06/04/2022	2,000	7,719.95	7,719.95	NA	7,815.55	95.60	NA	NA	95.60	95.60	NA	NA
	01/04/2022	01/04/2022	06/04/2022	41	158.38	158.38	NA	160.22	1.84	NA	NA	1.84	1.84	NA	NA
TLS totals				2,041	7,878.33	7,878.33	NA	7,975.77	97.44	NA	NA	97.44	97.44	NA	NA
TPG TELECOM LIMITED. FPO															
<b>TPG</b>	07/01/2022	07/01/2022	27/01/2022	1,200	7,207.95	7,207.95	NA	6,796.05	-	NA	NA	NA	NA	-411.90	NA
TPG totals				1,200	7,207.95	7,207.95	NA	6,796.05	-	NA	NA	NA	NA	-411.90	NA
UNITED MALT GROUP LIMITED FPO															
<b>UMG</b>	23/12/2021	23/12/2021	05/01/2022	1,600	7,059.95	7,059.95	NA	7,289.05	229.10	NA	NA	229.10	229.10	NA	NA
UMG totals				1,600	7,059.95	7,059.95	NA	7,289.05	229.10	NA	NA	229.10	229.10	NA	NA
VANGUARD DIVERSIFIED BALANCED INDEX ETF															
<b>VDBA</b>	08/11/2021	08/11/2021	20/01/2022	200	11,285.95	11,283.72	NA	10,979.91	-	NA	NA	NA	NA	-303.81	NA
	10/12/2021	10/12/2021	20/01/2022	400	22,544.78	22,540.31	NA	21,959.81	-	NA	NA	NA	NA	-580.50	NA
	07/10/2021	07/10/2021	21/01/2022	500	27,620.35	27,614.77	NA	27,324.92	-	NA	NA	NA	NA	-289.85	NA
	10/12/2021	10/12/2021	21/01/2022	100	5,636.19	5,635.07	NA	5,464.98	-	NA	NA	NA	NA	-170.09	NA
	04/01/2022	19/01/2022	21/01/2022	4	224.58	224.58	NA	218.60	-	NA	NA	NA	NA	-5.98	NA
VDBA totals				1,204	67,311.85	67,298.45	NA	65,948.22	-	NA	NA	NA	NA	-1,350.23	NA
VANGUARD MSCI INDEX INTERNATIONAL SHARES ETF															
<b>VGS</b>	03/11/2021	03/11/2021	19/01/2022	70	7,216.65	7,216.14	NA	7,220.15	4.01	NA	NA	4.01	4.01	NA	NA
VGS totals				70	7,216.65	7,216.14	NA	7,220.15	4.01	NA	NA	4.01	4.01	NA	NA
VANGUARD AUSTRALIAN SHARES HIGH YIELD ETF															
<b>VHY</b>	29/07/2021	29/07/2021	15/09/2021	150	10,188.70	10,188.70	NA	9,844.05	-	NA	NA	NA	NA	-344.65	NA
	29/07/2021	29/07/2021	16/11/2021	150	10,188.70	10,188.70	NA	9,604.44	-	NA	NA	NA	NA	-584.26	NA
	01/10/2021	18/10/2021	16/11/2021	3	191.32	191.32	NA	192.09	0.77	NA	NA	0.77	0.77	NA	NA
VHY totals				303	20,568.72	20,568.72	NA	19,640.58	0.77	NA	NA	0.77	0.77	-928.91	NA
VULCAN ENERGY RESOURCES LIMITED FPO															



Portfolio ID: 3122518

Realised CGT

01 Jul 2021 to 30 Jun 2022



## Disposals of CGT assets continued

Asset	Tax date	Purchase date	Sale date	Sale quantity	Actual cost \$	Adjusted cost (a) \$	Indexed cost \$	Sale proceeds \$	Gross gain \$	Capital gain using the different calculation methods				CGT gain (c) \$	CGT loss \$	CGT exempt gain/loss \$
										Discounted gain (b) \$	Indexed gain \$	Other gain \$				
<b>VUL</b>	22/07/2021	22/07/2021	13/08/2021	850	7,950.45	7,950.45	NA	12,475.05	4,524.60	NA	NA	4,524.60	4,524.60	NA	NA	
	16/09/2021	16/09/2021	06/10/2021	500	7,404.95	7,404.95	NA	5,470.03	-	NA	NA	NA	-1,934.92	NA		
	05/10/2021	05/10/2021	06/10/2021	500	5,749.95	5,749.95	NA	5,470.02	-	NA	NA	NA	-279.93	NA		
	08/10/2021	08/10/2021	03/11/2021	700	8,097.95	8,097.95	NA	8,068.55	-	NA	NA	NA	-29.40	NA		
	14/01/2022	14/01/2022	24/02/2022	700	7,047.95	7,047.95	NA	5,720.05	-	NA	NA	NA	-1,327.90	NA		
<b>VUL totals</b>				3,250	36,251.25	36,251.25	NA	37,203.70	4,524.60	NA	NA	4,524.60	4,524.60	-3,572.15	NA	
<b>WAM RESEARCH LIMITED FPO</b>																
<b>WAX</b>	22/06/2021	22/06/2021	14/09/2021	6,000	10,219.95	10,219.95	NA	10,420.05	200.10	NA	NA	200.10	200.10	NA	NA	
<b>WAX totals</b>				6,000	10,219.95	10,219.95	NA	10,420.05	200.10	NA	NA	200.10	200.10	NA	NA	
<b>WOODSIDE ENERGY GROUP LTD FPO</b>																
<b>WDS</b>	01/06/2022	01/06/2022	02/06/2022	48	1,428.48	1,428.48	NA	1,505.01	76.53	NA	NA	76.53	76.53	NA	NA	
<b>WDS totals</b>				48	1,428.48	1,428.48	NA	1,505.01	76.53	NA	NA	76.53	76.53	NA	NA	
<b>WEBJET LIMITED FPO</b>																
<b>WEB</b>	07/06/2021	07/06/2021	06/10/2021	1,200	6,158.55	6,158.55	NA	7,504.05	1,345.50	NA	NA	1,345.50	1,345.50	NA	NA	
<b>WEB totals</b>				1,200	6,158.55	6,158.55	NA	7,504.05	1,345.50	NA	NA	1,345.50	1,345.50	NA	NA	
<b>WESFARMERS LIMITED FPO</b>																
<b>WES</b>	08/10/2021	08/10/2021	23/11/2021	150	7,987.95	7,987.95	NA	8,884.05	896.10	NA	NA	896.10	896.10	NA	NA	
<b>WES totals</b>				150	7,987.95	7,987.95	NA	8,884.05	896.10	NA	NA	896.10	896.10	NA	NA	
<b>WAM GLOBAL LIMITED FPO</b>																
<b>WGB</b>	14/04/2021	14/04/2021	13/09/2021	3,000	7,819.95	7,819.95	NA	7,995.66	175.71	NA	NA	175.71	175.71	NA	NA	
	07/05/2021	07/05/2021	13/09/2021	2,000	5,219.95	5,219.95	NA	5,330.44	110.49	NA	NA	110.49	110.49	NA	NA	
	07/06/2021	07/06/2021	13/09/2021	99	250.93	250.93	NA	263.86	12.93	NA	NA	12.93	12.93	NA	NA	
<b>WGB totals</b>				5,099	13,290.83	13,290.83	NA	13,589.96	299.13	NA	NA	299.13	299.13	NA	NA	
<b>WAM LEADERS LIMITED FPO</b>																
<b>WLE</b>	14/04/2021	14/04/2021	20/08/2021	5,000	7,669.95	7,669.95	NA	7,291.97	-	NA	NA	NA	NA	-377.98	NA	
	15/06/2021	15/06/2021	20/08/2021	4,000	6,219.95	6,219.95	NA	5,833.58	-	NA	NA	NA	NA	-386.37	NA	
	13/08/2021	13/08/2021	20/08/2021	4,000	5,760.00	5,760.00	NA	5,833.57	73.57	NA	NA	73.57	73.57	NA	NA	
	13/08/2021	13/08/2021	14/09/2021	5,000	7,200.00	7,200.00	NA	7,480.05	280.05	NA	NA	280.05	280.05	NA	NA	
	05/08/2021	16/08/2021	09/12/2021	1,800	2,592.00	2,592.00	NA	2,678.72	86.72	NA	NA	86.72	86.72	NA	NA	
	13/08/2021	13/08/2021	09/12/2021	5,000	7,200.00	7,200.00	NA	7,440.90	240.90	NA	NA	240.90	240.90	NA	NA	
	29/10/2021	29/10/2021	09/12/2021	161	238.70	238.70	NA	239.60	0.90	NA	NA	0.90	0.90	NA	NA	
	24/11/2021	24/11/2021	09/12/2021	4,000	5,899.95	5,899.95	NA	5,952.72	52.77	NA	NA	52.77	52.77	NA	NA	
	08/02/2022	08/02/2022	02/06/2022	4,000	6,059.95	6,059.95	NA	6,048.03	-	NA	NA	NA	NA	-11.92	NA	
	14/02/2022	14/02/2022	02/06/2022	2,500	3,782.45	3,782.45	NA	3,780.02	-	NA	NA	NA	NA	-2.43	NA	
	29/04/2022	29/04/2022	02/06/2022	168	259.24	259.24	NA	254.02	-	NA	NA	NA	NA	-5.22	NA	
<b>WLE totals</b>				35,629	52,882.19	52,882.19	NA	52,833.18	734.91	NA	NA	734.91	734.91	-783.92	NA	



**Disposals of CGT assets continued**

Asset	Tax date	Purchase date	Sale date	Sale quantity	Actual cost \$	Adjusted cost <sup>(a)</sup> \$	Indexed cost \$	Sale proceeds \$	Gross gain \$	Capital gain using the different calculation methods			CGT gain <sup>(c)</sup> \$	CGT loss \$	CGT exempt gain/loss \$
										Discounted gain <sup>(b)</sup> \$	Indexed gain \$	Other gain \$			
<b>WAM MICROCAP LIMITED FPO</b>															
<b>WMI</b>	21/09/2021	21/09/2021	22/11/2021	4,000	8,199.95	8,199.95	NA	7,828.02	-	NA	NA	NA	NA	-371.93	NA
	11/10/2021	11/10/2021	22/11/2021	2,500	5,144.95	5,144.95	NA	4,892.51	-	NA	NA	NA	NA	-252.44	NA
	22/10/2021	22/10/2021	22/11/2021	160	320.75	320.75	NA	313.12	-	NA	NA	NA	NA	-7.63	NA
<b>WMI totals</b>				<b>6,660</b>	<b>13,665.65</b>	<b>13,665.65</b>	<b>NA</b>	<b>13,033.65</b>	<b>-</b>	<b>NA</b>	<b>NA</b>	<b>NA</b>	<b>NA</b>	<b>-632.00</b>	<b>NA</b>
<b>WOOLWORTHS GROUP LIMITED FPO</b>															
<b>WOW</b>	24/06/2021	24/06/2021	23/07/2021	200	7,638.60	7,638.60	NA	7,866.05	227.45	NA	NA	227.45	227.45	NA	NA
<b>WOW totals</b>				<b>200</b>	<b>7,638.60</b>	<b>7,638.60</b>	<b>NA</b>	<b>7,866.05</b>	<b>227.45</b>	<b>NA</b>	<b>NA</b>	<b>227.45</b>	<b>227.45</b>	<b>NA</b>	<b>NA</b>
<b>WOODSIDE PETROLEUM LTD FPO</b>															
<b>WPL</b>	02/03/2022	02/03/2022	08/03/2022	250	7,579.95	7,579.95	NA	8,342.55	762.60	NA	NA	762.60	762.60	NA	NA
<b>WPL totals</b>				<b>250</b>	<b>7,579.95</b>	<b>7,579.95</b>	<b>NA</b>	<b>8,342.55</b>	<b>762.60</b>	<b>NA</b>	<b>NA</b>	<b>762.60</b>	<b>762.60</b>	<b>NA</b>	<b>NA</b>
<b>XERO LIMITED FPO</b>															
<b>XRO</b>	11/11/2021	11/11/2021	20/12/2021	50	7,116.86	7,116.86	NA	6,840.35	-	NA	NA	NA	NA	-276.51	NA
<b>XRO totals</b>				<b>50</b>	<b>7,116.86</b>	<b>7,116.86</b>	<b>NA</b>	<b>6,840.35</b>	<b>-</b>	<b>NA</b>	<b>NA</b>	<b>NA</b>	<b>NA</b>	<b>-276.51</b>	<b>NA</b>
<b>ZIP CO LIMITED. FPO</b>															
<b>Z1P</b>	21/09/2021	21/09/2021	24/09/2021	1,000	6,249.95	6,249.95	NA	6,880.05	630.10	NA	NA	630.10	630.10	NA	NA
	22/11/2021	22/11/2021	02/12/2021	1,200	6,811.95	6,811.95	NA	5,776.05	-	NA	NA	NA	NA	-1,035.90	NA
	20/01/2022	20/01/2022	24/01/2022	1,700	6,173.95	6,173.95	NA	5,301.05	-	NA	NA	NA	NA	-872.90	NA
<b>Z1P totals</b>				<b>3,900</b>	<b>19,235.85</b>	<b>19,235.85</b>	<b>NA</b>	<b>17,957.15</b>	<b>630.10</b>	<b>NA</b>	<b>NA</b>	<b>630.10</b>	<b>630.10</b>	<b>-1,908.80</b>	<b>NA</b>
<b>ZIP CO LIMITED.. FPO</b>															
<b>ZIP</b>	21/03/2022	21/04/2022	18/05/2022	2,000	3,369.98	3,369.98	NA	1,780.05	-	NA	NA	NA	NA	-1,589.93	NA
	21/03/2022	21/04/2022	02/06/2022	2,000	3,369.97	3,369.97	NA	1,565.05	-	NA	NA	NA	NA	-1,804.92	NA
<b>ZIP totals</b>				<b>4,000</b>	<b>6,739.95</b>	<b>6,739.95</b>	<b>NA</b>	<b>3,345.10</b>	<b>-</b>	<b>NA</b>	<b>NA</b>	<b>NA</b>	<b>NA</b>	<b>-3,394.85</b>	<b>NA</b>
<b>Disposals of CGT asset totals</b>					<b>1,267,321.44</b>	<b>1,267,023.62</b>	<b>NA</b>	<b>1,238,771.96</b>	<b>49,539.62</b>	<b>NA</b>	<b>NA</b>	<b>49,539.62</b>	<b>49,539.62</b>	<b>-77,791.28</b>	<b>NA</b>

**(a) Variances between Adjusted cost and Actual cost**

Where the 'Sale proceeds' in respect of the CGT parcel are equal to or less than its reduced cost base, its reduced cost base is disclosed as the adjusted cost; otherwise, its cost base is disclosed as the adjusted cost. For more details, refer to the 'Adjusted cost' subsection in this report.

**(b) Gains calculated using discounted method**

The capital gain calculated using the discount method, after having applied the 33.33% CGT discount rate appropriate to the tax entity type of this portfolio.

**(c) CGT gain calculation method**

The CGT gain is calculated based on what is optimal for the disposal method selected. In some cases the indexed gain is used to optimise the use of losses.

The CGT gain calculated from a less than optimal method is shown in italics for information purposes only and is excluded from the totals for the portfolio.

NA is shown if a calculation method is not applicable.

**TRANSFER FORM FOR NON-MARKET TRANSACTIONS**

Use a **black** pen. Print in **CAPITAL** letters

1 Stamp Duty if applicable


2	Full name of Company or Corporation	RC Global Infra-Energy Pty Ltd	3	State of Incorporation	Nsw
4	Description of Securities (Shares, options etc.)	Class: <u>ORO</u> <small>if not fully paid, paid to</small>	5	Register	
6	Quantity	Words: <u>twenty five thousand</u>		Figures	<u>25,000</u>
7	Full name/s of Transferor/s (Seller/s)	Given Name/s: <u>SSS &amp; RS Chang</u> Surname: <u>Chang Family</u> <u>Super Fund (as trustee)</u>	For Company Use		
7A	Holder Identification Number (must be quoted)	HIN: _____			
8	Consideration	<u>\$ 30,000 ~</u>	9	Date of Purchase	<u>1 / 1</u>
10	Full name/s of Transferee/s (Buyer/s)	Title: _____ Given Name/s: <u>Theresa Phaik Lean Tay</u> Surname: _____ Mr Mrs Ms			
10A	Holder Identification Number (if applicable)	HIN: _____			
11	Full postal address of Transferee/s (Buyer/s)	<u>201, 101 Bathurst Street, Sydney</u>			
	State/Country	<u>Nsw</u>	Postcode	<u>2000</u>	

I / We the registered holder/s and undersigned seller/s for the above consideration do hereby transfer to the above name/s hereinafter called the Buyer/s the securities as specified above standing in my/our name/s in the books of the above named Company, subject to the several conditions on which I/We held the same at the time of signing hereof and I/We the Buyer/s do hereby agree to accept the said securities subject to the same conditions. I/We have not received any notice of revocation of the Power of Attorney by death of the grantor or otherwise, under which this transfer is signed.

12


Transferor/s (Seller/s) sign here

Individual or Securityholder 1




Director

Securityholder 2



Director/Company Secretary

Securityholder 3



Sole Director and Sole Company Secretary


Day Month Year

13 26 / 10 / 21

14


Transferee/s (Buyer/s) sign here

Individual or Securityholder 1




Director

Securityholder 2



Director/Company Secretary

Securityholder 3



Sole Director and Sole Company Secretary

Day Month Year

14 26 / 10 / 21



MR SAM SHAO SUE CHANG + MRS RUOH SHEUE CHANG <CHANG FAMILY S/F A/C>

16 WALLACE STREET  
KINGSFORD NSW 2032

## Confirmations

Period: 01/07/2021 - 30/06/2022

### AUSTRALIA

Trading Account Number: 3122518

Code	Confirmation No.	Type	Trade Date	Settlement Date	Price	Quantity	Brokerage	GST	Other fees	Consideration
AGL	15226344	Buy	01/07/2021	05/07/2021	8.270	1000	22.68	2.27	0.00	8,294.95
CKF	15307687	Buy	08/07/2021	12/07/2021	10.670	900	18.14	1.81	0.00	9,622.95
ACDC	15327055	Buy	09/07/2021	13/07/2021	89.220	120	18.14	1.81	0.00	10,726.35
RMD	15326930	Sell	09/07/2021	13/07/2021	33.300	300	18.14	1.81	0.00	9,970.05
88E	15354718	Buy	13/07/2021	15/07/2021	0.034	150000	18.14	1.81	0.00	5,119.95
JBH	15354672	Buy	13/07/2021	15/07/2021	47.117	200	18.14	1.81	0.00	9,443.42
FMG	15364636	Buy	14/07/2021	16/07/2021	25.070	400	18.14	1.81	0.00	10,047.95
ALU	15453184	Buy	21/07/2021	23/07/2021	32.920	300	18.14	1.81	0.00	9,895.95
VUL	15468855	Buy	22/07/2021	26/07/2021	9.330	850	18.14	1.81	0.00	7,950.45
WOW	15484994	Sell	23/07/2021	27/07/2021	39.430	200	18.14	1.81	0.00	7,866.05
NDQ	15481966	Buy	23/07/2021	27/07/2021	32.370	250	18.14	1.81	0.00	8,112.45
ELD	15512274	Sell	27/07/2021	29/07/2021	11.390	900	18.14	1.81	0.00	10,231.05
APA	15547891	Sell	29/07/2021	02/08/2021	9.410	1000	18.14	1.81	0.00	9,390.05
VHY	15547846	Buy	29/07/2021	02/08/2021	67.850	300	20.36	2.04	0.00	20,377.40
DDR	15578274	Sell	02/08/2021	04/08/2021	13.010	3363	43.75	4.38	0.00	43,704.50
PBH	15598996	Buy	03/08/2021	05/08/2021	9.980	700	18.14	1.81	0.00	7,005.95
AGL	15649177	Sell	06/08/2021	10/08/2021	7.431	1000	18.14	1.81	0.00	7,410.60
ASIA	15684370	Buy	10/08/2021	12/08/2021	10.420	900	18.14	1.81	0.00	9,397.95
NXL	15684320	Buy	10/08/2021	12/08/2021	2.710	2000	18.14	1.81	0.00	5,439.95
CKF	15719760	Sell	12/08/2021	16/08/2021	10.880	900	18.14	1.81	0.00	9,772.27
MND	15719379	Sell	12/08/2021	16/08/2021	11.580	1050	18.14	1.81	0.00	12,139.05
KGN	15718874	Sell	12/08/2021	16/08/2021	11.310	600	18.14	1.81	0.00	6,766.05
CGC	15718353	Sell	12/08/2021	16/08/2021	3.344	2316	18.14	1.81	0.00	7,724.46
APX	15718264	Sell	12/08/2021	16/08/2021	12.016	700	18.14	1.81	0.00	8,391.15
A2M	15717756	Sell	12/08/2021	16/08/2021	6.020	1200	18.14	1.81	0.00	7,204.05
ADH	15749137	Sell	13/08/2021	17/08/2021	4.070	1500	18.14	1.81	0.00	6,085.05
DDR	15745019	Buy	13/08/2021	17/08/2021	14.620	400	18.14	1.81	0.00	5,867.95
VUL	15744418	Sell	13/08/2021	17/08/2021	14.700	850	18.14	1.81	0.00	12,475.05
AX1	15789115	Buy	17/08/2021	19/08/2021	2.340	3000	18.14	1.81	0.00	7,039.95
MFG	15788966	Buy	17/08/2021	19/08/2021	46.441	180	18.14	1.81	0.00	8,379.40
DDR	15788486	Buy	17/08/2021	19/08/2021	13.940	400	18.14	1.81	0.00	5,595.95
NXL	15810542	Sell	18/08/2021	20/08/2021	2.530	2000	18.14	1.81	0.00	5,040.05
BHP	15809785	Buy	18/08/2021	20/08/2021	47.730	200	18.14	1.81	0.00	9,565.95
JBH	15808732	Sell	18/08/2021	20/08/2021	49.783	200	18.14	1.81	0.00	9,936.66
PME	15805258	Buy	18/08/2021	20/08/2021	60.300	100	18.14	1.81	0.00	6,049.95
AX1	15829352	Buy	19/08/2021	23/08/2021	2.280	2000	18.14	1.81	0.00	4,579.95
BHP	15824489	Buy	19/08/2021	23/08/2021	44.648	100	18.14	1.81	0.00	4,484.79
EXR	15822145	Sell	19/08/2021	23/08/2021	0.225	18000	18.14	1.81	0.00	4,030.05
WLE	15840081	Sell	20/08/2021	24/08/2021	1.460	13000	18.98	1.90	0.00	18,959.12
NDQ	15839920	Sell	20/08/2021	24/08/2021	33.330	250	18.14	1.81	0.00	8,312.55
ASIA	15835368	Sell	20/08/2021	24/08/2021	9.640	900	18.14	1.81	0.00	8,656.05
BHP	15834423	Sell	20/08/2021	24/08/2021	44.365	300	18.14	1.81	0.00	13,289.55
AX1	15833099	Buy	20/08/2021	24/08/2021	2.220	2000	18.14	1.81	0.00	4,459.95

While every effort has been made to provide you with an accurate transaction summary, we give no warranty of accuracy or reliability and take no responsibility for any errors or omissions including by negligence. You should confirm the information, holdings and valuations contained herein. All prices and values are denominated in AUD unless otherwise indicated. Stockbroking services are provided by CMC Markets Stockbroking Limited (ABN 69 081 002 851, AFSL No.246381), a Participant of the ASX Group (Australian Securities Exchange).



MR SAM SHAO SUE CHANG + MRS RUOH SHEUE CHANG <CHANG FAMILY S/F A/C>

16 WALLACE STREET  
KINGSFORD NSW 2032

## Confirmations

Period: 01/07/2021 - 30/06/2022

### AUSTRALIA

Trading Account Number: 3122518

Code	Confirmation No.	Type	Trade Date	Settlement Date	Price	Quantity	Brokerage	GST	Other fees	Consideration
CHC	15877735	Buy	24/08/2021	26/08/2021	18.300	400	18.14	1.81	0.00	7,339.95
MND	15877549	Buy	24/08/2021	26/08/2021	10.278	700	18.14	1.81	0.00	7,214.63
APX	15901152	Buy	25/08/2021	27/08/2021	13.720	600	18.14	1.81	0.00	8,251.95
A2M	15900829	Buy	25/08/2021	27/08/2021	6.860	1000	18.14	1.81	0.00	6,879.95
A2M	15927367	Buy	26/08/2021	30/08/2021	6.060	500	18.14	1.81	0.00	3,049.95
APX	15927288	Buy	26/08/2021	30/08/2021	10.790	300	18.14	1.81	0.00	3,256.95
CPH	15926415	Sell	26/08/2021	30/08/2021	0.120	25000	18.14	1.81	0.00	2,980.05
KGN	15919078	Buy	26/08/2021	30/08/2021	10.910	600	18.14	1.81	0.00	6,565.95
PRL	15940715	Sell	27/08/2021	31/08/2021	0.140	40000	18.14	1.81	0.00	5,580.05
A2M	15940466	Sell	27/08/2021	31/08/2021	5.930	1500	18.14	1.81	0.00	8,875.05
DDR	15939994	Buy	27/08/2021	31/08/2021	14.890	400	18.14	1.81	0.00	5,975.95
MND	15960302	Sell	30/08/2021	01/09/2021	10.620	700	18.14	1.81	0.00	7,414.05
ALU	15959581	Buy	30/08/2021	01/09/2021	30.510	200	18.14	1.81	0.00	6,121.95
PBH	15959397	Sell	30/08/2021	01/09/2021	10.210	700	18.14	1.81	0.00	7,127.05
DDR	15959342	Buy	30/08/2021	01/09/2021	12.965	400	18.14	1.81	0.00	5,205.84
MFG	16019915	Sell	02/09/2021	06/09/2021	43.290	180	18.14	1.81	0.00	7,772.25
AX1	16017989	Sell	02/09/2021	06/09/2021	2.160	2000	18.14	1.81	0.00	4,300.05
ALU	16017464	Sell	02/09/2021	06/09/2021	30.870	200	22.68	2.27	0.00	6,149.05
IXJ	16039305	Buy	03/09/2021	07/09/2021	120.450	80	18.14	1.81	0.00	9,655.95
PME	16056657	Buy	06/09/2021	08/09/2021	58.402	100	18.14	1.81	0.00	5,860.11
IOO	16055537	Buy	06/09/2021	08/09/2021	100.580	60	18.14	1.81	0.00	6,054.75
KGN	16088260	Sell	08/09/2021	10/09/2021	10.610	600	18.14	1.81	0.00	6,346.05
FMG	16105684	Sell	09/09/2021	13/09/2021	17.770	400	18.14	1.81	0.00	7,088.05
AX1	16150902	Buy	13/09/2021	15/09/2021	2.080	2500	18.14	1.81	0.00	5,219.95
WGB	16150273	Sell	13/09/2021	15/09/2021	2.669	5099	18.14	1.81	0.00	13,589.96
WLE	16166917	Sell	14/09/2021	16/09/2021	1.500	5000	18.14	1.81	0.00	7,480.05
WAX	16166403	Sell	14/09/2021	16/09/2021	1.740	6000	18.14	1.81	0.00	10,420.05
CHC	16165939	Sell	14/09/2021	16/09/2021	17.510	400	18.14	1.81	0.00	6,984.05
ALU	16165889	Sell	14/09/2021	16/09/2021	33.940	300	18.14	1.81	0.00	10,161.99
VHY	16183885	Sell	15/09/2021	17/09/2021	65.760	150	18.14	1.81	0.00	9,844.05
MFG	16202856	Buy	16/09/2021	20/09/2021	39.941	200	18.14	1.81	0.00	8,008.19
VUL	16202043	Buy	16/09/2021	20/09/2021	14.770	500	18.14	1.81	0.00	7,404.95
FMG	16227508	Buy	17/09/2021	21/09/2021	15.360	500	18.14	1.81	0.00	7,699.95
Z1P	16275045	Buy	21/09/2021	23/09/2021	6.230	1000	18.14	1.81	0.00	6,249.95
WMI	16274394	Buy	21/09/2021	23/09/2021	2.045	4000	18.14	1.81	0.00	8,199.95
DDR	16295003	Buy	22/09/2021	24/09/2021	12.880	400	18.14	1.81	0.00	5,171.95
FZO	16294254	Buy	22/09/2021	24/09/2021	0.725	9000	18.14	1.81	0.00	6,544.95
Z1P	16327070	Sell	24/09/2021	28/09/2021	6.900	1000	18.14	1.81	0.00	6,880.05
FZO	16388083	Sell	29/09/2021	01/10/2021	0.680	9000	18.14	1.81	0.00	6,100.05
DDR	16387996	Buy	29/09/2021	01/10/2021	12.660	500	18.14	1.81	0.00	6,349.95
CSL	16387781	Buy	29/09/2021	01/10/2021	285.610	20	18.14	1.81	0.00	5,732.15
ACDC	16387495	Sell	29/09/2021	01/10/2021	92.470	120	18.14	1.81	0.00	11,076.45

While every effort has been made to provide you with an accurate transaction summary, we give no warranty of accuracy or reliability and take no responsibility for any errors or omissions including by negligence. You should confirm the information, holdings and valuations contained herein. All prices and values are denominated in AUD unless otherwise indicated. Stockbroking services are provided by CMC Markets Stockbroking Limited (ABN 69 081 002 851, AFSL No.246381), a Participant of the ASX Group (Australian Securities Exchange).



MR SAM SHAO SUE CHANG + MRS RUOH SHEUE CHANG <CHANG FAMILY S/F A/C>

16 WALLACE STREET  
KINGSFORD NSW 2032

## Confirmations

Period: 01/07/2021 - 30/06/2022

AUSTRALIA

Trading Account Number: 3122518

Code	Confirmation No.	Type	Trade Date	Settlement Date	Price	Quantity	Brokerage	GST	Other fees	Consideration
FMG	16426582	Sell	01/10/2021	05/10/2021	14.740	1000	18.14	1.81	0.00	14,720.05
FMG	16425267	Buy	01/10/2021	05/10/2021	14.750	500	18.14	1.81	0.00	7,394.95
AX1	16425188	Sell	01/10/2021	05/10/2021	2.163	3750	22.68	2.27	0.00	8,085.00
VUL	16466913	Buy	05/10/2021	07/10/2021	11.460	500	18.14	1.81	0.00	5,749.95
VUL	16484679	Sell	06/10/2021	08/10/2021	10.960	1000	18.14	1.81	0.00	10,940.05
CSL	16484396	Sell	06/10/2021	08/10/2021	286.750	60	18.14	1.81	0.00	17,185.05
WEB	16483660	Sell	06/10/2021	08/10/2021	6.270	1200	18.14	1.81	0.00	7,504.05
PME	16483590	Sell	06/10/2021	08/10/2021	50.705	200	18.14	1.81	0.00	10,121.05
VDBA	16497191	Buy	07/10/2021	11/10/2021	55.180	500	27.59	2.76	0.00	27,620.35
VUL	16516424	Buy	08/10/2021	12/10/2021	11.540	700	18.14	1.81	0.00	8,097.95
WES	16516363	Buy	08/10/2021	12/10/2021	55.120	150	18.14	1.81	0.00	8,287.95
CWN	16532944	Buy	11/10/2021	13/10/2021	8.980	600	18.14	1.81	0.00	5,407.95
BHP	16531852	Buy	11/10/2021	13/10/2021	37.840	200	18.14	1.81	0.00	7,587.95
WMI	16523984	Buy	11/10/2021	13/10/2021	2.050	2500	18.14	1.81	0.00	5,144.95
FMG	16541016	Buy	12/10/2021	14/10/2021	15.190	500	18.14	1.81	0.00	7,614.95
RMD	16579720	Buy	14/10/2021	18/10/2021	34.580	250	18.14	1.81	0.00	8,664.95
PLS	16579476	Buy	14/10/2021	18/10/2021	2.005	3500	18.14	1.81	0.00	7,038.31
ASIA	16574122	Buy	14/10/2021	18/10/2021	9.900	800	18.14	1.81	0.00	7,939.95
PTM	16593795	Buy	15/10/2021	19/10/2021	3.000	2000	18.14	1.81	0.00	6,019.95
KGN	16618414	Buy	18/10/2021	20/10/2021	10.650	700	18.14	1.81	0.00	7,474.95
LYC	16694010	Buy	22/10/2021	26/10/2021	6.830	1000	18.14	1.81	0.00	6,849.95
MOAT	16693251	Buy	22/10/2021	26/10/2021	102.550	90	18.14	1.81	0.00	9,249.45
MIIN	16726099	Buy	26/10/2021	28/10/2021	40.150	200	18.14	1.81	0.00	8,049.95
RFF	16725747	Buy	26/10/2021	28/10/2021	2.810	3500	18.14	1.81	0.00	9,853.41
DDR	16725360	Sell	26/10/2021	28/10/2021	14.535	1500	21.80	2.18	0.00	21,778.52
HACK	16750419	Buy	27/10/2021	29/10/2021	10.490	800	18.14	1.81	0.00	8,411.95
CWN	16750077	Sell	27/10/2021	29/10/2021	10.270	600	18.14	1.81	0.00	6,142.05
DDR	16746369	Sell	27/10/2021	29/10/2021	15.080	1000	18.14	1.81	0.00	15,060.05
PLS	16763913	Sell	28/10/2021	01/11/2021	2.120	3500	18.14	1.81	0.00	7,400.05
FMG	16759100	Sell	28/10/2021	01/11/2021	14.070	500	18.14	1.81	0.00	7,015.05
SHL	16781777	Buy	29/10/2021	02/11/2021	40.080	200	18.14	1.81	0.00	8,035.95
SOL	16781541	Buy	29/10/2021	02/11/2021	32.850	200	18.14	1.81	0.00	6,589.95
PBH	16778633	Buy	29/10/2021	02/11/2021	8.055	800	18.14	1.81	0.00	6,463.95
360	16778096	Buy	29/10/2021	02/11/2021	10.730	600	18.14	1.81	0.00	6,457.95
HGEN	16777858	Buy	29/10/2021	02/11/2021	12.160	600	18.14	1.81	0.00	7,315.95
PTM	16820635	Sell	02/11/2021	04/11/2021	3.050	2000	18.14	1.81	0.00	6,080.05
VUL	16840187	Sell	03/11/2021	05/11/2021	11.555	700	18.14	1.81	0.00	8,068.55
VGS	16833923	Buy	03/11/2021	05/11/2021	102.810	70	18.14	1.81	0.00	7,216.65
DDR	16851760	Buy	04/11/2021	08/11/2021	15.110	500	18.14	1.81	0.00	7,574.95
ACDC	16849939	Buy	04/11/2021	08/11/2021	95.500	80	18.14	1.81	0.00	7,659.95
88E	16848768	Sell	04/11/2021	08/11/2021	0.028	150000	18.14	1.81	0.00	4,180.05
DMP	16845937	Buy	04/11/2021	08/11/2021	117.460	60	18.14	1.81	0.00	7,067.55
CRYP	16878270	Buy	05/11/2021	09/11/2021	11.260	500	18.14	1.81	0.00	5,649.95

While every effort has been made to provide you with an accurate transaction summary, we give no warranty of accuracy or reliability and take no responsibility for any errors or omissions including by negligence. You should confirm the information, holdings and valuations contained herein. All prices and values are denominated in AUD unless otherwise indicated. Stockbroking services are provided by CMC Markets Stockbroking Limited (ABN 69 081 002 851, AFSL No.246381), a Participant of the ASX Group (Australian Securities Exchange).



MR SAM SHAO SUE CHANG + MRS RUOH SHEUE CHANG <CHANG FAMILY S/F A/C>

16 WALLACE STREET  
KINGSFORD NSW 2032

## Confirmations

Period: 01/07/2021 - 30/06/2022

AUSTRALIA

Trading Account Number: 3122518

Code	Confirmation No.	Type	Trade Date	Settlement Date	Price	Quantity	Brokerage	GST	Other fees	Consideration
IXJ	16870163	Sell	05/11/2021	09/11/2021	118.820	80	18.14	1.81	0.00	9,485.65
PME	16869754	Buy	05/11/2021	09/11/2021	60.348	120	18.14	1.81	0.00	7,261.70
PBH	16899566	Sell	08/11/2021	10/11/2021	8.370	800	18.14	1.81	0.00	6,676.05
VDBA	16899533	Buy	08/11/2021	10/11/2021	56.330	200	18.14	1.81	0.00	11,285.95
DDR	16899237	Buy	08/11/2021	10/11/2021	15.116	500	18.14	1.81	0.00	7,577.95
LPD	16909898	Buy	09/11/2021	11/11/2021	0.046	100000	18.14	1.81	0.00	4,619.95
AX1	16932718	Sell	10/11/2021	12/11/2021	2.500	3750	18.14	1.81	0.00	9,355.05
XRO	16954855	Buy	11/11/2021	15/11/2021	141.938	50	18.14	1.81	0.00	7,116.86
360	16951843	Sell	11/11/2021	15/11/2021	12.430	600	18.14	1.81	0.00	7,438.05
MFG	16950263	Sell	11/11/2021	15/11/2021	33.835	200	18.14	1.81	0.00	6,747.09
JHG	16997760	Buy	15/11/2021	17/11/2021	64.770	100	18.14	1.81	0.00	6,496.95
VHY	17012337	Sell	16/11/2021	18/11/2021	64.160	153	18.14	1.81	0.00	9,796.53
MIN	17054639	Sell	18/11/2021	22/11/2021	39.290	200	18.14	1.81	0.00	7,838.05
AGY	17054594	Buy	18/11/2021	22/11/2021	0.288	22000	18.14	1.81	0.00	6,344.95
IMU	17049511	Buy	18/11/2021	22/11/2021	0.555	10000	18.14	1.81	0.00	5,569.95
WMI	17084351	Sell	22/11/2021	24/11/2021	1.960	6660	18.14	1.81	0.00	13,033.65
Z1P	17083636	Buy	22/11/2021	24/11/2021	5.660	1200	18.14	1.81	0.00	6,811.95
FANG	17109738	Buy	23/11/2021	25/11/2021	18.710	400	18.14	1.81	0.00	7,503.95
BAP	17105244	Buy	23/11/2021	25/11/2021	7.500	1000	18.14	1.81	0.00	7,519.95
WES	17103973	Sell	23/11/2021	25/11/2021	59.360	150	18.14	1.81	0.00	8,884.05
PME	17103670	Sell	23/11/2021	25/11/2021	60.245	120	18.14	1.81	0.00	7,209.39
MVB	17103336	Sell	23/11/2021	25/11/2021	30.820	350	18.14	1.81	0.00	10,767.05
WLE	17123692	Buy	24/11/2021	26/11/2021	1.470	4000	18.14	1.81	0.00	5,899.95
360	17137841	Buy	25/11/2021	29/11/2021	12.171	700	18.14	1.81	0.00	8,539.40
IMU	17159603	Sell	26/11/2021	30/11/2021	0.515	10000	18.14	1.81	0.00	5,130.05
NST	17158399	Sell	26/11/2021	30/11/2021	9.700	750	18.14	1.81	0.00	7,255.05
KGN	17147795	Sell	26/11/2021	30/11/2021	8.140	700	18.14	1.81	0.00	5,678.05
APX	17146343	Sell	26/11/2021	30/11/2021	10.316	900	18.14	1.81	0.00	9,264.62
MIN	17179712	Buy	29/11/2021	01/12/2021	44.087	200	18.14	1.81	0.00	8,837.42
NDQ	17179602	Buy	29/11/2021	01/12/2021	36.240	200	18.14	1.81	0.00	7,267.95
ASIA	17198601	Sell	30/11/2021	02/12/2021	9.760	800	18.14	1.81	0.00	7,788.05
SEMI	17198542	Buy	30/11/2021	02/12/2021	11.660	650	18.14	1.81	0.00	7,598.95
OOO	17198459	Buy	30/11/2021	02/12/2021	5.800	1200	18.14	1.81	0.00	6,979.95
PME	17234310	Buy	02/12/2021	06/12/2021	55.525	180	18.14	1.81	0.00	10,014.45
DDR	17230575	Buy	02/12/2021	06/12/2021	13.890	500	18.14	1.81	0.00	6,964.95
JHG	17230464	Sell	02/12/2021	06/12/2021	58.220	100	18.14	1.81	0.00	5,802.05
DMP	17230364	Sell	02/12/2021	06/12/2021	122.700	60	18.14	1.81	0.00	7,342.05
MIN	17230264	Sell	02/12/2021	06/12/2021	44.150	200	18.14	1.81	0.00	8,810.05
BHP	17230168	Sell	02/12/2021	06/12/2021	39.360	200	18.14	1.81	0.00	7,852.05
Z1P	17229757	Sell	02/12/2021	06/12/2021	4.830	1200	18.14	1.81	0.00	5,776.05
BAP	17229734	Sell	02/12/2021	06/12/2021	6.870	1000	22.68	2.27	0.00	6,845.05
CSL	17248348	Buy	03/12/2021	07/12/2021	297.820	50	18.14	1.81	0.00	14,910.95
FMG	17241058	Buy	03/12/2021	07/12/2021	17.460	450	18.14	1.81	0.00	7,876.95

While every effort has been made to provide you with an accurate transaction summary, we give no warranty of accuracy or reliability and take no responsibility for any errors or omissions including by negligence. You should confirm the information, holdings and valuations contained herein. All prices and values are denominated in AUD unless otherwise indicated. Stockbroking services are provided by CMC Markets Stockbroking Limited (ABN 69 081 002 851, AFSL No.246381), a Participant of the ASX Group (Australian Securities Exchange).



MR SAM SHAO SUE CHANG + MRS RUOH SHEUE CHANG <CHANG FAMILY S/F A/C>

16 WALLACE STREET  
KINGSFORD NSW 2032

## Confirmations

Period: 01/07/2021 - 30/06/2022

AUSTRALIA

Trading Account Number: 3122518

Code	Confirmation No.	Type	Trade Date	Settlement Date	Price	Quantity	Brokerage	GST	Other fees	Consideration
LPD	17265010	Sell	06/12/2021	08/12/2021	0.036	100000	18.14	1.81	0.00	3,580.05
DDR	17264501	Buy	06/12/2021	08/12/2021	13.460	500	18.14	1.81	0.00	6,749.95
MFG	17293217	Buy	08/12/2021	10/12/2021	29.700	250	18.14	1.81	0.00	7,444.95
WLE	17304953	Sell	09/12/2021	13/12/2021	1.490	10961	18.14	1.81	0.00	16,311.94
VDBA	17321011	Buy	10/12/2021	14/12/2021	56.300	500	28.15	2.82	0.00	28,180.97
SEMI	17317546	Sell	10/12/2021	14/12/2021	11.540	650	18.14	1.81	0.00	7,481.05
CRYP	17317215	Sell	10/12/2021	14/12/2021	8.620	500	18.14	1.81	0.00	4,290.05
SHL	17366466	Sell	15/12/2021	17/12/2021	43.920	200	18.14	1.81	0.00	8,764.05
OOO	17388297	Sell	17/12/2021	21/12/2021	5.850	1200	18.14	1.81	0.00	7,000.05
MFG	17409285	Sell	20/12/2021	22/12/2021	19.662	200	18.14	1.81	0.00	3,912.40
KGN	17408472	Buy	20/12/2021	22/12/2021	8.290	1000	18.14	1.81	0.00	8,309.95
XRO	17407169	Sell	20/12/2021	22/12/2021	137.206	50	18.14	1.81	0.00	6,840.35
PME	17406485	Sell	20/12/2021	22/12/2021	59.500	180	18.14	1.81	0.00	10,690.05
DDR	17406436	Sell	20/12/2021	22/12/2021	14.031	2000	28.06	2.81	0.00	28,031.89
SOL	17406382	Sell	20/12/2021	22/12/2021	29.930	200	18.14	1.81	0.00	5,966.05
MFG	17403309	Buy	20/12/2021	22/12/2021	21.060	250	18.14	1.81	0.00	5,284.95
HGEN	17402778	Sell	20/12/2021	22/12/2021	10.700	600	18.14	1.81	0.00	6,400.05
ADH	17400971	Buy	20/12/2021	22/12/2021	3.840	2000	18.14	1.81	0.00	7,699.95
PLS	17400622	Buy	20/12/2021	22/12/2021	2.780	2600	18.14	1.81	0.00	7,247.95
MVB	17418608	Buy	21/12/2021	23/12/2021	30.020	300	18.14	1.81	0.00	9,025.95
DDR	17426726	Buy	22/12/2021	24/12/2021	14.180	500	18.14	1.81	0.00	7,109.95
UMG	17440879	Buy	23/12/2021	29/12/2021	4.400	1600	18.14	1.81	0.00	7,059.95
DDR	17470314	Buy	29/12/2021	31/12/2021	14.640	500	18.14	1.81	0.00	7,339.84
MND	17462885	Buy	29/12/2021	31/12/2021	9.660	750	18.14	1.81	0.00	7,264.95
AGL	17475444	Buy	30/12/2021	04/01/2022	6.140	1000	18.14	1.81	0.00	6,159.95
360	17488655	Sell	31/12/2021	05/01/2022	9.700	700	18.14	1.81	0.00	6,770.05
UMG	17522659	Sell	05/01/2022	07/01/2022	4.571	1600	22.68	2.27	0.00	7,289.05
LYC	17535314	Sell	06/01/2022	10/01/2022	11.020	1000	18.14	1.81	0.00	11,000.05
KGN	17557209	Sell	07/01/2022	11/01/2022	8.150	1000	18.14	1.81	0.00	8,130.05
TPG	17556994	Buy	07/01/2022	11/01/2022	5.990	1200	18.14	1.81	0.00	7,207.95
HGEN	17556911	Buy	07/01/2022	11/01/2022	10.270	650	18.14	1.81	0.00	6,695.45
PLS	17594731	Sell	11/01/2022	13/01/2022	3.510	2600	18.14	1.81	0.00	9,106.05
MOAT	17585047	Sell	11/01/2022	13/01/2022	106.010	90	18.14	1.81	0.00	9,520.95
AGY	17605962	Sell	12/01/2022	14/01/2022	0.395	22000	18.14	1.81	0.00	8,670.05
CRYP	17605610	Buy	12/01/2022	14/01/2022	7.100	800	18.14	1.81	0.00	5,699.95
BRN	17650665	Sell	14/01/2022	18/01/2022	1.505	8000	18.14	1.81	0.00	12,020.05
BRN	17650541	Buy	14/01/2022	18/01/2022	1.510	4000	18.14	1.81	0.00	6,059.95
BRN	17647772	Buy	14/01/2022	18/01/2022	1.630	4000	18.14	1.81	0.00	6,539.95
MCR	17640599	Buy	14/01/2022	18/01/2022	1.875	4000	18.14	1.81	0.00	7,519.95
FANG	17638959	Sell	14/01/2022	18/01/2022	17.058	400	18.14	1.81	0.00	6,803.31
AGY	17638814	Buy	14/01/2022	18/01/2022	0.405	15000	18.14	1.81	0.00	6,094.95
VUL	17638555	Buy	14/01/2022	18/01/2022	10.040	700	18.14	1.81	0.00	7,047.95

While every effort has been made to provide you with an accurate transaction summary, we give no warranty of accuracy or reliability and take no responsibility for any errors or omissions including by negligence. You should confirm the information, holdings and valuations contained herein. All prices and values are denominated in AUD unless otherwise indicated. Stockbroking services are provided by CMC Markets Stockbroking Limited (ABN 69 081 002 851, AFSL No.246381), a Participant of the ASX Group (Australian Securities Exchange).



MR SAM SHAO SUE CHANG + MRS RUOH SHEUE CHANG <CHANG FAMILY S/F A/C>

16 WALLACE STREET  
KINGSFORD NSW 2032

## Confirmations

Period: 01/07/2021 - 30/06/2022

AUSTRALIA

Trading Account Number: 3122518

Code	Confirmation No.	Type	Trade Date	Settlement Date	Price	Quantity	Brokerage	GST	Other fees	Consideration
RMD	17708761	Sell	19/01/2022	21/01/2022	33.260	250	18.14	1.81	0.00	8,295.05
HGEN	17705888	Sell	19/01/2022	21/01/2022	9.310	650	18.14	1.81	0.00	6,031.55
VGS	17705752	Sell	19/01/2022	21/01/2022	103.430	70	18.14	1.81	0.00	7,220.15
MND	17701114	Sell	19/01/2022	21/01/2022	9.660	750	18.14	1.81	0.00	7,225.05
PBH	17699752	Buy	19/01/2022	21/01/2022	6.160	1000	18.14	1.81	0.00	6,179.95
PME	17720791	Buy	20/01/2022	24/01/2022	45.090	200	18.14	1.81	0.00	9,037.95
VDBA	17719770	Sell	20/01/2022	24/01/2022	54.960	600	32.98	3.30	0.00	32,939.72
DDR	17719639	Buy	20/01/2022	24/01/2022	13.480	450	18.14	1.81	0.00	6,085.95
Z1P	17719472	Buy	20/01/2022	24/01/2022	3.620	1700	18.14	1.81	0.00	6,173.95
CRYP	17753218	Sell	21/01/2022	25/01/2022	5.944	800	18.14	1.81	0.00	4,735.25
VDBA	17748458	Sell	21/01/2022	25/01/2022	54.710	604	33.04	3.30	0.00	33,008.50
CSL	17771127	Buy	24/01/2022	27/01/2022	262.480	30	18.14	1.81	0.00	7,894.35
ADH	17770814	Buy	24/01/2022	27/01/2022	3.030	1500	18.14	1.81	0.00	4,564.95
GMG	17767716	Buy	24/01/2022	27/01/2022	23.010	450	18.14	1.81	0.00	10,374.45
DDR	17766926	Buy	24/01/2022	27/01/2022	12.814	400	18.14	1.81	0.00	5,145.71
Z1P	17765594	Sell	24/01/2022	27/01/2022	3.130	1700	18.14	1.81	0.00	5,301.05
PBH	17763735	Sell	24/01/2022	27/01/2022	5.810	1000	18.14	1.81	0.00	5,790.05
BHP	17806798	Buy	25/01/2022	28/01/2022	45.280	170	18.14	1.81	0.00	7,717.55
WES	17806594	Buy	25/01/2022	28/01/2022	52.540	150	18.14	1.81	0.00	7,900.95
AGY	17803137	Sell	25/01/2022	28/01/2022	0.320	15000	18.14	1.81	0.00	4,780.05
MCR	17787894	Sell	25/01/2022	28/01/2022	1.720	4000	18.14	1.81	0.00	6,860.05
TLS	17829935	Buy	27/01/2022	31/01/2022	3.850	2000	18.14	1.81	0.00	7,719.95
HACK	17829711	Sell	27/01/2022	31/01/2022	9.300	800	18.14	1.81	0.00	7,420.05
TPG	17829616	Sell	27/01/2022	31/01/2022	5.680	1200	18.14	1.81	0.00	6,796.05
ADH	17829406	Sell	27/01/2022	31/01/2022	2.810	3500	18.14	1.81	0.00	9,815.05
CSL	17829196	Buy	27/01/2022	31/01/2022	247.150	30	18.14	1.81	0.00	7,434.45
PME	17828625	Sell	27/01/2022	31/01/2022	41.414	200	18.14	1.81	0.00	8,262.89
AX1	17818714	Buy	27/01/2022	31/01/2022	2.040	3500	18.14	1.81	0.00	7,159.95
FMG	17848892	Sell	28/01/2022	01/02/2022	19.660	450	18.14	1.81	0.00	8,827.05
JHG	17847545	Buy	28/01/2022	01/02/2022	51.125	150	18.14	1.81	0.00	7,688.70
ANN	17870927	Buy	31/01/2022	02/02/2022	27.010	300	18.14	1.81	0.00	8,122.81
BHP	17885168	Buy	01/02/2022	03/02/2022	45.180	90	18.14	1.81	0.00	4,086.15
PLS	17880765	Buy	01/02/2022	03/02/2022	3.300	2300	18.14	1.81	0.00	7,609.95
BRN	17907555	Buy	02/02/2022	04/02/2022	1.770	3500	18.14	1.81	0.00	6,214.95
ASIA	17901233	Buy	02/02/2022	04/02/2022	9.290	800	18.14	1.81	0.00	7,451.95
ACDC	17923838	Sell	03/02/2022	07/02/2022	92.800	80	18.14	1.81	0.00	7,404.05
BRN	17913764	Sell	03/02/2022	07/02/2022	1.680	3500	18.14	1.81	0.00	5,860.05
AGL	17913647	Sell	03/02/2022	07/02/2022	7.210	1000	18.14	1.81	0.00	7,190.05
MFG	17947554	Buy	07/02/2022	09/02/2022	16.420	300	18.14	1.81	0.00	4,945.95
WES	17972019	Buy	08/02/2022	10/02/2022	52.580	100	18.14	1.81	0.00	5,277.95
WLE	17971048	Buy	08/02/2022	10/02/2022	1.510	4000	18.14	1.81	0.00	6,059.95
WEB	18003064	Buy	10/02/2022	14/02/2022	6.115	1000	18.14	1.81	0.00	6,134.95
JHG	18015375	Sell	11/02/2022	15/02/2022	48.470	150	18.14	1.81	0.00	7,250.55

While every effort has been made to provide you with an accurate transaction summary, we give no warranty of accuracy or reliability and take no responsibility for any errors or omissions including by negligence. You should confirm the information, holdings and valuations contained herein. All prices and values are denominated in AUD unless otherwise indicated. Stockbroking services are provided by CMC Markets Stockbroking Limited (ABN 69 081 002 851, AFSL No.246381), a Participant of the ASX Group (Australian Securities Exchange).





MR SAM SHAO SUE CHANG + MRS RUOH SHEUE CHANG <CHANG FAMILY S/F A/C>

16 WALLACE STREET  
KINGSFORD NSW 2032

## Confirmations

Period: 01/07/2021 - 30/06/2022

### AUSTRALIA

Trading Account Number: 3122518

Code	Confirmation No.	Type	Trade Date	Settlement Date	Price	Quantity	Brokerage	GST	Other fees	Consideration
PBH	18015185	Buy	11/02/2022	15/02/2022	4.960	1000	18.14	1.81	0.00	4,979.95
GMG	18013304	Buy	11/02/2022	15/02/2022	22.626	225	18.14	1.81	0.00	5,110.74
WLE	18028988	Buy	14/02/2022	16/02/2022	1.505	2500	18.14	1.81	0.00	3,782.45
JLG	18066900	Buy	16/02/2022	18/02/2022	7.800	1000	18.14	1.81	0.00	7,819.95
CRYP	18067388	Buy	16/02/2022	18/02/2022	6.540	1000	18.14	1.81	0.00	6,559.95
CQE	18067752	Buy	16/02/2022	18/02/2022	3.840	2000	18.14	1.81	0.00	7,699.95
ANN	18067320	Sell	16/02/2022	18/02/2022	26.030	300	18.14	1.81	0.00	7,789.05
WES	18074710	Buy	17/02/2022	21/02/2022	52.180	125	18.14	1.81	0.00	6,542.45
ALU	18108210	Buy	21/02/2022	23/02/2022	31.500	250	18.14	1.81	0.00	7,894.95
NST	18132119	Buy	22/02/2022	24/02/2022	10.110	700	18.14	1.81	0.00	7,096.95
XRO	18137048	Buy	22/02/2022	24/02/2022	98.027	80	18.14	1.81	0.00	7,862.14
PBH	18132196	Sell	22/02/2022	24/02/2022	3.810	1000	18.14	1.81	0.00	3,790.05
JLG	18169179	Sell	24/02/2022	28/02/2022	6.940	1000	18.14	1.81	0.00	6,920.05
VUL	18171416	Sell	24/02/2022	28/02/2022	8.200	700	18.14	1.81	0.00	5,720.05
CRYP	18172668	Sell	24/02/2022	28/02/2022	5.000	1000	18.14	1.81	0.00	4,980.05
DDR	18172148	Buy	24/02/2022	28/02/2022	13.700	400	18.14	1.81	0.00	5,499.95
DDR	18237822	Buy	02/03/2022	04/03/2022	14.200	400	22.68	2.27	0.00	5,704.95
MVB	18237864	Buy	02/03/2022	04/03/2022	29.140	200	18.14	1.81	0.00	5,847.95
WPL	18247832	Buy	02/03/2022	04/03/2022	30.240	250	18.14	1.81	0.00	7,579.95
AX1	18238500	Sell	02/03/2022	04/03/2022	1.830	3500	18.14	1.81	0.00	6,385.05
RFF	18246174	Sell	02/03/2022	04/03/2022	2.638	3500	18.14	1.81	0.00	9,211.86
NST	18256172	Sell	03/03/2022	07/03/2022	10.080	700	18.14	1.81	0.00	7,036.05
MFG	18263189	Sell	03/03/2022	07/03/2022	16.250	600	18.14	1.81	0.00	9,730.05
ASIA	18279333	Sell	04/03/2022	08/03/2022	7.870	800	18.14	1.81	0.00	6,276.05
ALU	18304829	Sell	07/03/2022	09/03/2022	31.875	250	18.14	1.81	0.00	7,948.80
WPL	18312639	Sell	08/03/2022	10/03/2022	33.450	250	18.14	1.81	0.00	8,342.55
CKF	18312924	Buy	08/03/2022	10/03/2022	10.403	800	18.14	1.81	0.00	8,342.35
SOL	18313633	Buy	08/03/2022	10/03/2022	25.791	300	18.14	1.81	0.00	7,757.35
PME	18371113	Buy	11/03/2022	15/03/2022	43.030	180	18.14	1.81	0.00	7,765.35
CQE	18371378	Sell	11/03/2022	15/03/2022	3.881	2000	18.14	1.81	0.00	7,742.06
GQG	18380950	Buy	14/03/2022	16/03/2022	1.295	6000	18.14	1.81	0.00	7,789.95
ILU	18381350	Buy	14/03/2022	16/03/2022	10.130	750	18.14	1.81	0.00	7,617.45
Z1P	18458021	Buy	21/03/2022	23/03/2022	1.680	4000	18.14	1.81	0.00	6,739.95
TLS	18674273	Sell	06/04/2022	08/04/2022	3.920	2041	22.68	2.27	0.00	7,975.77
CRYP	18800471	Buy	19/04/2022	21/04/2022	5.070	1000	18.14	1.81	0.00	5,089.95
QAN	19109758	Buy	13/05/2022	17/05/2022	5.290	1400	22.68	2.27	0.00	7,430.95
SEMI	19110254	Buy	13/05/2022	17/05/2022	8.880	850	18.14	1.81	0.00	7,567.95
DMP	19127075	Buy	16/05/2022	18/05/2022	70.011	100	18.14	1.81	0.00	7,021.08
DDR	19127243	Buy	16/05/2022	18/05/2022	12.448	350	18.14	1.81	0.00	4,376.89
ZIP	19155329	Sell	18/05/2022	20/05/2022	0.900	2000	18.14	1.81	0.00	1,780.05
NDQ	19183014	Buy	20/05/2022	24/05/2022	27.300	180	18.14	1.81	0.00	4,933.95
GQG	19275710	Sell	31/05/2022	02/06/2022	1.630	6000	18.14	1.81	0.00	9,760.05
SEMI	19275766	Sell	31/05/2022	02/06/2022	9.210	850	18.14	1.81	0.00	7,808.55

While every effort has been made to provide you with an accurate transaction summary, we give no warranty of accuracy or reliability and take no responsibility for any errors or omissions including by negligence. You should confirm the information, holdings and valuations contained herein. All prices and values are denominated in AUD unless otherwise indicated. Stockbroking services are provided by CMC Markets Stockbroking Limited (ABN 69 081 002 851, AFSL No.246381), a Participant of the ASX Group (Australian Securities Exchange).



MR SAM SHAO SUE CHANG + MRS RUOH SHEUE CHANG <CHANG FAMILY S/F  
A/C>

16 WALLACE STREET  
KINGSFORD NSW 2032

## Confirmations

Period: 01/07/2021 - 30/06/2022

AUSTRALIA

Trading Account Number: 3122518

Code	Confirmation No.	Type	Trade Date	Settlement Date	Price	Quantity	Brokerage	GST	Other fees	Consideration
CRYP	19278998	Sell	31/05/2022	02/06/2022	3.350	1000	18.14	1.81	0.00	3,330.05
ZIP	19307953	Sell	02/06/2022	06/06/2022	0.793	2000	18.14	1.81	0.00	1,565.05
WLE	19308605	Sell	02/06/2022	06/06/2022	1.515	6668	18.14	1.81	0.00	10,082.07
GMG	19308715	Sell	02/06/2022	06/06/2022	19.970	675	18.14	1.81	0.00	13,459.80
WDS	19308861	Sell	02/06/2022	06/06/2022	31.770	48	18.14	1.81	0.00	1,505.01
ASX	19335950	Buy	06/06/2022	08/06/2022	79.960	100	18.14	1.81	0.00	8,015.95
FMG	19425302	Buy	14/06/2022	16/06/2022	19.570	400	18.14	1.81	0.00	7,847.95
EVN	19426154	Buy	14/06/2022	16/06/2022	3.305	2000	18.14	1.81	0.00	6,629.95
ALU	19480944	Buy	17/06/2022	21/06/2022	25.520	300	18.14	1.81	0.00	7,675.95
PLS	19523127	Sell	22/06/2022	24/06/2022	2.060	2300	18.14	1.81	0.00	4,718.05
CKF	19588944	Sell	28/06/2022	30/06/2022	9.963	800	18.14	1.81	0.00	7,950.68
EVN	19599016	Sell	29/06/2022	01/07/2022	2.410	2000	18.14	1.81	0.00	4,800.05
STW	19598977	Buy	29/06/2022	01/07/2022	60.550	100	18.14	1.81	0.00	6,074.95

$\$4,800.05 - \$6,074.95 = \$1,274.90$

While every effort has been made to provide you with an accurate transaction summary, we give no warranty of accuracy or reliability and take no responsibility for any errors or omissions including by negligence. You should confirm the information, holdings and valuations contained herein. All prices and values are denominated in AUD unless otherwise indicated. Stockbroking services are provided by CMC Markets Stockbroking Limited (ABN 69 081 002 851, AFSL No.246381), a Participant of the ASX Group (Australian Securities Exchange).



MR SAM SHAO SUE CHANG + MRS RUOH SHEUE CHANG <CHANG FAMILY S/F A/C>

16 WALLACE STREET  
KINGSFORD NSW 2032

## Trading Account Statement

Period: 01/07/2021 - 30/06/2022

AUSTRALIA

Trading Account Number: 3122518

Date	Reference	Description	Debit	Credit	Balance
01/07/2021		Open Balance			10,342.95
01/07/2021	14385558	Wdl ANZCIA 012-012 492688824 15195876		10,342.95	0.00
01/07/2021	15226344	Bght 1000 AGL @ 8.2700	8,294.95		8,294.95
05/07/2021	14416848	Wdl ANZCIA 012-012 492688824 15226344		8,294.95	0.00
08/07/2021	15307687	Bght 900 CKF @ 10.6700	9,622.95		9,622.95
09/07/2021	15326930	Sold 300 RMD @ 33.3000		9,970.05	347.10Cr
09/07/2021	15327055	Bght 120 ACDC @ 89.2200	10,726.35		10,379.25
12/07/2021	14486981	Wdl ANZCIA 012-012 492688824 15307687		9,622.95	756.30
13/07/2021	14498021	Wdl ANZCIA 012-012 492688824 15327055		10,726.35	9,970.05Cr
13/07/2021	11076868	Dep ANZCIA 012-012 492688824 15326930	9,970.05		0.00
13/07/2021	15354672	Bght 200 JBH @ 47.1174	9,443.42		9,443.42
13/07/2021	15354718	Bght 150000 88E @ 0.0340	5,119.95		14,563.37
14/07/2021	15364636	Bght 400 FMG @ 25.0700	10,047.95		24,611.32
15/07/2021	14522108	Wdl ANZCIA 012-012 492688824 15354718		5,119.95	19,491.37
15/07/2021	14522109	Wdl ANZCIA 012-012 492688824 15354672		9,443.42	10,047.95
16/07/2021	14536467	Wdl ANZCIA 012-012 492688824 15364636		10,047.95	0.00
21/07/2021	15453184	Bght 300 ALU @ 32.9200	9,895.95		9,895.95
22/07/2021	15468855	Bght 850 VUL @ 9.3300	7,950.45		17,846.40
23/07/2021	14603108	Wdl ANZCIA 012-012 492688824 15453184		9,895.95	7,950.45
23/07/2021	15481966	Bght 250 NDQ @ 32.3700	8,112.45		16,062.90
23/07/2021	15484994	Sold 200 WOW @ 39.4300		7,866.05	8,196.85
26/07/2021	14615409	Wdl ANZCIA 012-012 492688824 15468855		7,950.45	246.40
27/07/2021	14628465	Wdl ANZCIA 012-012 492688824 15481966		8,112.45	7,866.05Cr
27/07/2021	11156796	Dep ANZCIA 012-012 492688824 15484994	7,866.05		0.00
27/07/2021	15512274	Sold 900 ELD @ 11.3900		10,231.05	10,231.05Cr
29/07/2021	11174107	Dep ANZCIA 012-012 492688824 15512274	10,231.05		0.00
29/07/2021	15547846	Bght 300 VHY @ 67.8500	20,377.40		20,377.40
29/07/2021	15547891	Sold 1000 APA @ 9.4100		9,390.05	10,987.35
02/08/2021	14682467	Wdl ANZCIA 012-012 492688824 15547846		20,377.40	9,390.05Cr
02/08/2021	11190234	Dep ANZCIA 012-012 492688824 15547891	9,390.05		0.00
02/08/2021	15578274	Sold 3363 DDR @ 13.0100		43,704.50	43,704.50Cr
03/08/2021	15598996	Bght 700 PBH @ 9.9800	7,005.95		36,698.55Cr
04/08/2021	11203850	Dep ANZCIA 012-012 492688824 15578274	43,704.50		7,005.95
05/08/2021	14720264	Wdl ANZCIA 012-012 492688824 15598996		7,005.95	0.00
06/08/2021	15649177	Sold 1000 AGL @ 7.4306		7,410.60	7,410.60Cr
10/08/2021	11240029	Dep ANZCIA 012-012 492688824 15649177	7,410.60		0.00
10/08/2021	15684320	Bght 2000 NXL @ 2.7100	5,439.95		5,439.95
10/08/2021	15684370	Bght 900 ASIA @ 10.4200	9,397.95		14,837.90
12/08/2021	14796620	Wdl ANZCIA 012-012 492688824 15684320		5,439.95	9,397.95
12/08/2021	14796621	Wdl ANZCIA 012-012 492688824 15684370		9,397.95	0.00
12/08/2021	15717756	Sold 1200 A2M @ 6.0200		7,204.05	7,204.05Cr
12/08/2021	15718353	Sold 2316 CGC @ 3.3439		7,724.46	14,928.51Cr
12/08/2021	15718264	Sold 700 APX @ 12.0159		8,391.15	23,319.66Cr

While every effort has been made to provide you with an accurate transaction summary, we give no warranty of accuracy or reliability and take no responsibility for any errors or omissions including by negligence. You should confirm the information, holdings and valuations contained herein. All prices and values are denominated in AUD unless otherwise indicated. Stockbroking services are provided by CMC Markets Stockbroking Limited (ABN 69 081 002 851, AFSL No.246381), a Participant of the ASX Group (Australian Securities Exchange).



MR SAM SHAO SUE CHANG + MRS RUOH SHEUE CHANG <CHANG FAMILY S/F A/C>

16 WALLACE STREET  
KINGSFORD NSW 2032

## Trading Account Statement

Period: 01/07/2021 - 30/06/2022

AUSTRALIA

Trading Account Number: 3122518

Date	Reference	Description	Debit	Credit	Balance
12/08/2021	15718874	Sold 600 KGN @ 11.3100		6,766.05	30,085.71Cr
12/08/2021	15719379	Sold 1050 MND @ 11.5800		12,139.05	42,224.76Cr
12/08/2021	15719760	Sold 900 CKF @ 10.8802		9,772.27	51,997.03Cr
13/08/2021	14815649	Wdl ANZCIA 012-012 492688824 TRANSFER TO NOM AC		12,000.00	63,997.03Cr
13/08/2021	11271535	DE: 012-336 395230707	12,000.00		51,997.03Cr
13/08/2021	15744418	Sold 850 VUL @ 14.7000		12,475.05	64,472.08Cr
13/08/2021	15745019	Bght 400 DDR @ 14.6200	5,867.95		58,604.13Cr
13/08/2021	15749137	Sold 1500 ADH @ 4.0700		6,085.05	64,689.18Cr
16/08/2021	11277153	Dep ANZCIA 012-012 492688824 15717756	7,204.05		57,485.13Cr
16/08/2021	11277154	Dep ANZCIA 012-012 492688824 15718874	6,766.05		50,719.08Cr
16/08/2021	11277155	Dep ANZCIA 012-012 492688824 15719379	12,139.05		38,580.03Cr
16/08/2021	11277156	Dep ANZCIA 012-012 492688824 15719760	9,772.27		28,807.76Cr
16/08/2021	11277157	Dep ANZCIA 012-012 492688824 15718264	8,391.15		20,416.61Cr
16/08/2021	11277158	Dep ANZCIA 012-012 492688824 15718353	7,724.46		12,692.15Cr
17/08/2021	14841733	Wdl ANZCIA 012-012 492688824 15745019		5,867.95	18,560.10Cr
17/08/2021	11292770	Dep ANZCIA 012-012 492688824 15744418	12,475.05		6,085.05Cr
17/08/2021	11292771	Dep ANZCIA 012-012 492688824 15749137	6,085.05		0.00
17/08/2021	15788486	Bght 400 DDR @ 13.9400	5,595.95		5,595.95
17/08/2021	15788966	Bght 180 MFG @ 46.4414	8,379.40		13,975.35
17/08/2021	15789115	Bght 3000 AX1 @ 2.3400	7,039.95		21,015.30
18/08/2021	15805258	Bght 100 PME @ 60.3000	6,049.95		27,065.25
18/08/2021	15808732	Sold 200 JBH @ 49.7831		9,936.66	17,128.59
18/08/2021	15809785	Bght 200 BHP @ 47.7300	9,565.95		26,694.54
18/08/2021	15810542	Sold 2000 NXL @ 2.5300		5,040.05	21,654.49
19/08/2021	14870859	Wdl ANZCIA 012-012 492688824 15788486		5,595.95	16,058.54
19/08/2021	14870860	Wdl ANZCIA 012-012 492688824 15789115		7,039.95	9,018.59
19/08/2021	14870861	Wdl ANZCIA 012-012 492688824 15788966		8,379.40	639.19
19/08/2021	15822145	Sold 18000 EXR @ 0.2250		4,030.05	3,390.86Cr
19/08/2021	15824489	Bght 100 BHP @ 44.6484	4,484.79		1,093.93
19/08/2021	15829352	Bght 2000 AX1 @ 2.2800	4,579.95		5,673.88
20/08/2021	14887884	Wdl ANZCIA 012-012 492688824 15805258		6,049.95	376.07Cr
20/08/2021	14887885	Wdl ANZCIA 012-012 492688824 15809785		9,565.95	9,942.02Cr
20/08/2021	11318244	Dep ANZCIA 012-012 492688824 15808732	9,936.66		5.36Cr
20/08/2021	11318245	Dep ANZCIA 012-012 492688824 15810542	5,040.05		5,034.69
20/08/2021	15833099	Bght 2000 AX1 @ 2.2200	4,459.95		9,494.64
20/08/2021	15834423	Sold 300 BHP @ 44.3650		13,289.55	3,794.91Cr
20/08/2021	15835368	Sold 900 ASIA @ 9.6400		8,656.05	12,450.96Cr
20/08/2021	15839920	Sold 250 NDQ @ 33.3300		8,312.55	20,763.51Cr
20/08/2021	15840081	Sold 13000 WLE @ 1.4600		18,959.12	39,722.63Cr
23/08/2021	14905399	Wdl ANZCIA 012-012 492688824 15824489		4,484.79	44,207.42Cr
23/08/2021	14905400	Wdl ANZCIA 012-012 492688824 15829352		4,579.95	48,787.37Cr
23/08/2021	11327779	Dep ANZCIA 012-012 492688824 15822145	4,030.05		44,757.32Cr

While every effort has been made to provide you with an accurate transaction summary, we give no warranty of accuracy or reliability and take no responsibility for any errors or omissions including by negligence. You should confirm the information, holdings and valuations contained herein. All prices and values are denominated in AUD unless otherwise indicated. Stockbroking services are provided by CMC Markets Stockbroking Limited (ABN 69 081 002 851, AFSL No.246381), a Participant of the ASX Group (Australian Securities Exchange).



MR SAM SHAO SUE CHANG + MRS RUOH SHEUE CHANG <CHANG FAMILY S/F A/C>

16 WALLACE STREET  
KINGSFORD NSW 2032

## Trading Account Statement

Period: 01/07/2021 - 30/06/2022

AUSTRALIA

Trading Account Number: 3122518

Date	Reference	Description	Debit	Credit	Balance
24/08/2021	14922551	Wdl ANZCIA 012-012 492688824 15833099		4,459.95	49,217.27Cr
24/08/2021	11336180	Dep ANZCIA 012-012 492688824 15840081	18,959.12		30,258.15Cr
24/08/2021	11336181	Dep ANZCIA 012-012 492688824 15834423	13,289.55		16,968.60Cr
24/08/2021	11336182	Dep ANZCIA 012-012 492688824 15835368	8,656.05		8,312.55Cr
24/08/2021	11336183	Dep ANZCIA 012-012 492688824 15839920	8,312.55		0.00
24/08/2021	15877549	Bght 700 MND @ 10.2781	7,214.63		7,214.63
24/08/2021	15877735	Bght 400 CHC @ 18.3000	7,339.95		14,554.58
25/08/2021	15900829	Bght 1000 A2M @ 6.8600	6,879.95		21,434.53
25/08/2021	15901152	Bght 600 APX @ 13.7200	8,251.95		29,686.48
26/08/2021	14955332	Wdl ANZCIA 012-012 492688824 15877549		7,214.63	22,471.85
26/08/2021	14955333	Wdl ANZCIA 012-012 492688824 15877735		7,339.95	15,131.90
26/08/2021	15919078	Bght 600 KGN @ 10.9100	6,565.95		21,697.85
26/08/2021	15926415	Sold 25000 CPH @ 0.1200		2,980.05	18,717.80
26/08/2021	15927288	Bght 300 APX @ 10.7900	3,256.95		21,974.75
26/08/2021	15927367	Bght 500 A2M @ 6.0600	3,049.95		25,024.70
27/08/2021	14972613	Wdl ANZCIA 012-012 492688824 15900829		6,879.95	18,144.75
27/08/2021	14972616	Wdl ANZCIA 012-012 492688824 15901152		8,251.95	9,892.80
27/08/2021	15939994	Bght 400 DDR @ 14.8900	5,975.95		15,868.75
27/08/2021	15940466	Sold 1500 A2M @ 5.9300		8,875.05	6,993.70
27/08/2021	15940715	Sold 40000 PRL @ 0.1400		5,580.05	1,413.65
30/08/2021	14985345	Wdl ANZCIA 012-012 492688824 15927367		3,049.95	1,636.30Cr
30/08/2021	14985346	Wdl ANZCIA 012-012 492688824 15927288		3,256.95	4,893.25Cr
30/08/2021	14985347	Wdl ANZCIA 012-012 492688824 15919078		6,565.95	11,459.20Cr
30/08/2021	11372603	Dep ANZCIA 012-012 492688824 15926415	2,980.05		8,479.15Cr
30/08/2021	15959342	Bght 400 DDR @ 12.9647	5,205.84		3,273.31Cr
30/08/2021	15959397	Sold 700 PBH @ 10.2100		7,127.05	10,400.36Cr
30/08/2021	15959581	Bght 200 ALU @ 30.5100	6,121.95		4,278.41Cr
30/08/2021	15960302	Sold 700 MND @ 10.6200		7,414.05	11,692.46Cr
31/08/2021	15000908	Wdl ANZCIA 012-012 492688824 15939994		5,975.95	17,668.41Cr
31/08/2021	11380836	Dep ANZCIA 012-012 492688824 15940466	8,875.05		8,793.36Cr
31/08/2021	11380837	Dep ANZCIA 012-012 492688824 15940715	5,580.05		3,213.31Cr
01/09/2021	15019609	Wdl ANZCIA 012-012 492688824 15959342		5,205.84	8,419.15Cr
01/09/2021	15019610	Wdl ANZCIA 012-012 492688824 15959581		6,121.95	14,541.10Cr
01/09/2021	11390141	Dep ANZCIA 012-012 492688824 15960302	7,414.05		7,127.05Cr
01/09/2021	11390142	Dep ANZCIA 012-012 492688824 15959397	7,127.05		0.00
02/09/2021	16017464	Sold 200 ALU @ 30.8700		6,149.05	6,149.05Cr
02/09/2021	16017989	Sold 2000 AX1 @ 2.1600		4,300.05	10,449.10Cr
02/09/2021	16019915	Sold 180 MFG @ 43.2900		7,772.25	18,221.35Cr
03/09/2021	16039305	Bght 80 IXJ @ 120.4500	9,655.95		8,565.40Cr
06/09/2021	11419455	Dep ANZCIA 012-012 492688824 16019915	7,772.25		793.15Cr
06/09/2021	11419456	Dep ANZCIA 012-012 492688824 16017464	6,149.05		5,355.90
06/09/2021	11419457	Dep ANZCIA 012-012 492688824 16017989	4,300.05		9,655.95
06/09/2021	16055537	Bght 60 IOO @ 100.5800	6,054.75		15,710.70

While every effort has been made to provide you with an accurate transaction summary, we give no warranty of accuracy or reliability and take no responsibility for any errors or omissions including by negligence. You should confirm the information, holdings and valuations contained herein. All prices and values are denominated in AUD unless otherwise indicated. Stockbroking services are provided by CMC Markets Stockbroking Limited (ABN 69 081 002 851, AFSL No.246381), a Participant of the ASX Group (Australian Securities Exchange).



MR SAM SHAO SUE CHANG + MRS RUOH SHEUE CHANG <CHANG FAMILY S/F A/C>

16 WALLACE STREET  
KINGSFORD NSW 2032

## Trading Account Statement

Period: 01/07/2021 - 30/06/2022

AUSTRALIA

Trading Account Number: 3122518

Date	Reference	Description	Debit	Credit	Balance
06/09/2021	16056657	Bght 100 PME @ 58.4016	5,860.11		21,570.81
07/09/2021	15080170	Wdl ANZCIA 012-012 492688824 16039305		9,655.95	11,914.86
08/09/2021	15101098	Wdl ANZCIA 012-012 492688824 16056657		5,860.11	6,054.75
08/09/2021	15101099	Wdl ANZCIA 012-012 492688824 16055537		6,054.75	0.00
08/09/2021	16088260	Sold 600 KGN @ 10.6100		6,346.05	6,346.05Cr
09/09/2021	16105684	Sold 400 FMG @ 17.7700		7,088.05	13,434.10Cr
10/09/2021	11455703	Dep ANZCIA 012-012 492688824 16088260	6,346.05		7,088.05Cr
13/09/2021	11463174	Dep ANZCIA 012-012 492688824 16105684	7,088.05		0.00
13/09/2021	16150273	Sold 5099 WGB @ 2.6691		13,589.96	13,589.96Cr
13/09/2021	16150902	Bght 2500 AX1 @ 2.0800	5,219.95		8,370.01Cr
14/09/2021	16165889	Sold 300 ALU @ 33.9398		10,161.99	18,532.00Cr
14/09/2021	16165939	Sold 400 CHC @ 17.5100		6,984.05	25,516.05Cr
14/09/2021	16166403	Sold 6000 WAX @ 1.7400		10,420.05	35,936.10Cr
14/09/2021	16166917	Sold 5000 WLE @ 1.5000		7,480.05	43,416.15Cr
15/09/2021	15173548	Wdl ANZCIA 012-012 492688824 16150902		5,219.95	48,636.10Cr
15/09/2021	11483074	Dep ANZCIA 012-012 492688824 16150273	13,589.96		35,046.14Cr
15/09/2021	16183885	Sold 150 VHY @ 65.7600		9,844.05	44,890.19Cr
16/09/2021	11492537	Dep ANZCIA 012-012 492688824 16165939	6,984.05		37,906.14Cr
16/09/2021	11492538	Dep ANZCIA 012-012 492688824 16166403	10,420.05		27,486.09Cr
16/09/2021	11492539	Dep ANZCIA 012-012 492688824 16165889	10,161.99		17,324.10Cr
16/09/2021	11492540	Dep ANZCIA 012-012 492688824 16166917	7,480.05		9,844.05Cr
16/09/2021	16202043	Bght 500 VUL @ 14.7700	7,404.95		2,439.10Cr
16/09/2021	16202856	Bght 200 MFG @ 39.9412	8,008.19		5,569.09
17/09/2021	11501414	Dep ANZCIA 012-012 492688824 16183885	9,844.05		15,413.14
17/09/2021	16227508	Bght 500 FMG @ 15.3600	7,699.95		23,113.09
20/09/2021	15222594	Wdl ANZCIA 012-012 492688824 16202043		7,404.95	15,708.14
20/09/2021	15222595	Wdl ANZCIA 012-012 492688824 16202856		8,008.19	7,699.95
21/09/2021	15248377	Wdl ANZCIA 012-012 492688824 16227508		7,699.95	0.00
21/09/2021	16274394	Bght 4000 WMI @ 2.0450	8,199.95		8,199.95
21/09/2021	16275045	Bght 1000 Z1P @ 6.2300	6,249.95		14,449.90
22/09/2021	16294254	Bght 9000 FZO @ 0.7250	6,544.95		20,994.85
22/09/2021	16295003	Bght 400 DDR @ 12.8800	5,171.95		26,166.80
23/09/2021	15281234	Wdl ANZCIA 012-012 492688824 16275045		6,249.95	19,916.85
23/09/2021	15281235	Wdl ANZCIA 012-012 492688824 16274394		8,199.95	11,716.90
24/09/2021	15298425	Wdl ANZCIA 012-012 492688824 16295003		5,171.95	6,544.95
24/09/2021	15298426	Wdl ANZCIA 012-012 492688824 16294254		6,544.95	0.00
24/09/2021	16327070	Sold 1000 Z1P @ 6.9000		6,880.05	6,880.05Cr
28/09/2021	11573035	Dep ANZCIA 012-012 492688824 16327070	6,880.05		0.00
29/09/2021	16387495	Sold 120 ACDC @ 92.4700		11,076.45	11,076.45Cr
29/09/2021	16387781	Bght 20 CSL @ 285.6100	5,732.15		5,344.30Cr
29/09/2021	16388083	Sold 9000 FZO @ 0.6800		6,100.05	11,444.35Cr
29/09/2021	16387996	Bght 500 DDR @ 12.6600	6,349.95		5,094.40Cr
01/10/2021	11606841	Dep ANZCIA 012-012 492688824 16387495	11,076.45		5,982.05

While every effort has been made to provide you with an accurate transaction summary, we give no warranty of accuracy or reliability and take no responsibility for any errors or omissions including by negligence. You should confirm the information, holdings and valuations contained herein. All prices and values are denominated in AUD unless otherwise indicated. Stockbroking services are provided by CMC Markets Stockbroking Limited (ABN 69 081 002 851, AFSL No.246381), a Participant of the ASX Group (Australian Securities Exchange).



MR SAM SHAO SUE CHANG + MRS RUOH SHEUE CHANG <CHANG FAMILY S/F A/C>

16 WALLACE STREET  
KINGSFORD NSW 2032

## Trading Account Statement

Period: 01/07/2021 - 30/06/2022

AUSTRALIA

Trading Account Number: 3122518

Date	Reference	Description	Debit	Credit	Balance
01/10/2021	11606842	Dep ANZCIA 012-012 492688824 16388083	6,100.05		12,082.10
01/10/2021	15385241	Wdl ANZCIA 012-012 492688824 16387781		5,732.15	6,349.95
01/10/2021	15385242	Wdl ANZCIA 012-012 492688824 16387996		6,349.95	0.00
01/10/2021	16425188	Sold 3750 AX1 @ 2.1627		8,085.00	8,085.00Cr
01/10/2021	16425267	Bgght 500 FMG @ 14.7500	7,394.95		690.05Cr
01/10/2021	16426582	Sold 1000 FMG @ 14.7400		14,720.05	15,410.10Cr
05/10/2021	15415338	Wdl ANZCIA 012-012 492688824 16425267		7,394.95	22,805.05Cr
05/10/2021	11624715	Dep ANZCIA 012-012 492688824 16426582	14,720.05		8,085.00Cr
05/10/2021	11624716	Dep ANZCIA 012-012 492688824 16425188	8,085.00		0.00
05/10/2021	16466913	Bgght 500 VUL @ 11.4600	5,749.95		5,749.95
06/10/2021	16483590	Sold 200 PME @ 50.7050		10,121.05	4,371.10Cr
06/10/2021	16483660	Sold 1200 WEB @ 6.2700		7,504.05	11,875.15Cr
06/10/2021	16484396	Sold 60 CSL @ 286.7500		17,185.05	29,060.20Cr
06/10/2021	16484679	Sold 1000 VUL @ 10.9600		10,940.05	40,000.25Cr
07/10/2021	15449163	Wdl ANZCIA 012-012 492688824 16466913		5,749.95	45,750.20Cr
07/10/2021	16497191	Bgght 500 VDBA @ 55.1800	27,620.35		18,129.85Cr
08/10/2021	11654800	Dep ANZCIA 012-012 492688824 16484396	17,185.05		944.80Cr
08/10/2021	11654801	Dep ANZCIA 012-012 492688824 16484679	10,940.05		9,995.25
08/10/2021	11654802	Dep ANZCIA 012-012 492688824 16483590	10,121.05		20,116.30
08/10/2021	11654803	Dep ANZCIA 012-012 492688824 16483660	7,504.05		27,620.35
08/10/2021	16516363	Bgght 150 WES @ 55.1200	8,287.95		35,908.30
08/10/2021	16516424	Bgght 700 VUL @ 11.5400	8,097.95		44,006.25
11/10/2021	15479911	Wdl ANZCIA 012-012 492688824 16497191		27,620.35	16,385.90
11/10/2021	16523984	Bgght 2500 WMI @ 2.0500	5,144.95		21,530.85
11/10/2021	16531852	Bgght 200 BHP @ 37.8400	7,587.95		29,118.80
11/10/2021	16532944	Bgght 600 CWN @ 8.9800	5,407.95		34,526.75
12/10/2021	15493317	Wdl ANZCIA 012-012 492688824 16516424		8,097.95	26,428.80
12/10/2021	15493318	Wdl ANZCIA 012-012 492688824 16516363		8,287.95	18,140.85
12/10/2021	16541016	Bgght 500 FMG @ 15.1900	7,614.95		25,755.80
13/10/2021	15507657	Wdl ANZCIA 012-012 492688824 16531852		7,587.95	18,167.85
13/10/2021	15507658	Wdl ANZCIA 012-012 492688824 16523984		5,144.95	13,022.90
13/10/2021	15507659	Wdl ANZCIA 012-012 492688824 16532944		5,407.95	7,614.95
14/10/2021	15522092	Wdl ANZCIA 012-012 492688824 16541016		7,614.95	0.00
14/10/2021	16574122	Bgght 800 ASIA @ 9.9000	7,939.95		7,939.95
14/10/2021	16579476	Bgght 3500 PLS @ 2.0052	7,038.31		14,978.26
14/10/2021	16579720	Bgght 250 RMD @ 34.5800	8,664.95		23,643.21
15/10/2021	16593795	Bgght 2000 PTM @ 3.0000	6,019.95		29,663.16
18/10/2021	15549338	Wdl ANZCIA 012-012 492688824 16579720		8,664.95	20,998.21
18/10/2021	15549339	Wdl ANZCIA 012-012 492688824 16579476		7,038.31	13,959.90
18/10/2021	15549340	Wdl ANZCIA 012-012 492688824 16574122		7,939.95	6,019.95
18/10/2021	16618414	Bgght 700 KGN @ 10.6500	7,474.95		13,494.90
19/10/2021	15565370	Wdl ANZCIA 012-012 492688824 16593795		6,019.95	7,474.95

While every effort has been made to provide you with an accurate transaction summary, we give no warranty of accuracy or reliability and take no responsibility for any errors or omissions including by negligence. You should confirm the information, holdings and valuations contained herein. All prices and values are denominated in AUD unless otherwise indicated. Stockbroking services are provided by CMC Markets Stockbroking Limited (ABN 69 081 002 851, AFSL No.246381), a Participant of the ASX Group (Australian Securities Exchange).



MR SAM SHAO SUE CHANG + MRS RUOH SHEUE CHANG <CHANG FAMILY S/F A/C>

16 WALLACE STREET  
KINGSFORD NSW 2032

## Trading Account Statement

Period: 01/07/2021 - 30/06/2022

AUSTRALIA

Trading Account Number: 3122518

Date	Reference	Description	Debit	Credit	Balance
20/10/2021	15580222	Wdl ANZCIA 012-012 492688824 16618414		7,474.95	0.00
22/10/2021	16693251	Bght 90 MOAT @ 102.5500	9,249.45		9,249.45
22/10/2021	16694010	Bght 1000 LYC @ 6.8300	6,849.95		16,099.40
26/10/2021	15642759	Wdl ANZCIA 012-012 492688824 16694010		6,849.95	9,249.45
26/10/2021	15642760	Wdl ANZCIA 012-012 492688824 16693251		9,249.45	0.00
26/10/2021	16725360	Sold 1500 DDR @ 14.5350		21,778.52	21,778.52Cr
26/10/2021	16725747	Bght 3500 RFF @ 2.8096	9,853.41		11,925.11Cr
26/10/2021	16726099	Bght 200 MIN @ 40.1500	8,049.95		3,875.16Cr
27/10/2021	16746369	Sold 1000 DDR @ 15.0800		15,060.05	18,935.21Cr
27/10/2021	16750077	Sold 600 CWN @ 10.2700		6,142.05	25,077.26Cr
27/10/2021	16750419	Bght 800 HACK @ 10.4900	8,411.95		16,665.31Cr
28/10/2021	11785003	Dep ANZCIA 012-012 492688824 16725360	21,778.52		5,113.21
28/10/2021	15676439	Wdl ANZCIA 012-012 492688824 16726099		8,049.95	2,936.74Cr
28/10/2021	15676440	Wdl ANZCIA 012-012 492688824 16725747		9,853.41	12,790.15Cr
28/10/2021	16759100	Sold 500 FMG @ 14.0700		7,015.05	19,805.20Cr
28/10/2021	16763913	Sold 3500 PLS @ 2.1200		7,400.05	27,205.25Cr
29/10/2021	11790460	Dep ANZCIA 012-012 492688824 16746369	15,060.05		12,145.20Cr
29/10/2021	11790461	Dep ANZCIA 012-012 492688824 16750077	6,142.05		6,003.15Cr
29/10/2021	15686673	Wdl ANZCIA 012-012 492688824 16750419		8,411.95	14,415.10Cr
29/10/2021	16777858	Bght 600 HGEN @ 12.1600	7,315.95		7,099.15Cr
29/10/2021	16778096	Bght 600 360 @ 10.7300	6,457.95		641.20Cr
29/10/2021	16778633	Bght 800 PBH @ 8.0550	6,463.95		5,822.75
29/10/2021	16781541	Bght 200 SOL @ 32.8500	6,589.95		12,412.70
29/10/2021	16781777	Bght 200 SHL @ 40.0800	8,035.95		20,448.65
01/11/2021	11800233	Dep ANZCIA 012-012 492688824 16763913	7,400.05		27,848.70
01/11/2021	11800234	Dep ANZCIA 012-012 492688824 16759100	7,015.05		34,863.75
02/11/2021	15721347	Wdl ANZCIA 012-012 492688824 16781777		8,035.95	26,827.80
02/11/2021	15721348	Wdl ANZCIA 012-012 492688824 16778096		6,457.95	20,369.85
02/11/2021	15721349	Wdl ANZCIA 012-012 492688824 16778633		6,463.95	13,905.90
02/11/2021	15721350	Wdl ANZCIA 012-012 492688824 16781541		6,589.95	7,315.95
02/11/2021	15721351	Wdl ANZCIA 012-012 492688824 16777858		7,315.95	0.00
02/11/2021	16820635	Sold 2000 PTM @ 3.0500		6,080.05	6,080.05Cr
03/11/2021	16833923	Bght 70 VGS @ 102.8100	7,216.65		1,136.60
03/11/2021	16840187	Sold 700 VUL @ 11.5550		8,068.55	6,931.95Cr
04/11/2021	11826016	Dep ANZCIA 012-012 492688824 16820635	6,080.05		851.90Cr
04/11/2021	16845937	Bght 60 DMP @ 117.4600	7,067.55		6,215.65
04/11/2021	16848768	Sold 150000 88E @ 0.0280		4,180.05	2,035.60
04/11/2021	16849939	Bght 80 ACDC @ 95.5000	7,659.95		9,695.55
04/11/2021	16851760	Bght 500 DDR @ 15.1100	7,574.95		17,270.50
05/11/2021	11835006	Dep ANZCIA 012-012 492688824 16840187	8,068.55		25,339.05
05/11/2021	15767773	Wdl ANZCIA 012-012 492688824 16833923		7,216.65	18,122.40
05/11/2021	16869754	Bght 120 PME @ 60.3479	7,261.70		25,384.10
05/11/2021	16870163	Sold 80 IXJ @ 118.8200		9,485.65	15,898.45

While every effort has been made to provide you with an accurate transaction summary, we give no warranty of accuracy or reliability and take no responsibility for any errors or omissions including by negligence. You should confirm the information, holdings and valuations contained herein. All prices and values are denominated in AUD unless otherwise indicated. Stockbroking services are provided by CMC Markets Stockbroking Limited (ABN 69 081 002 851, AFSL No.246381), a Participant of the ASX Group (Australian Securities Exchange).





MR SAM SHAO SUE CHANG + MRS RUOH SHEUE CHANG <CHANG FAMILY S/F A/C>

16 WALLACE STREET  
KINGSFORD NSW 2032

## Trading Account Statement

Period: 01/07/2021 - 30/06/2022

AUSTRALIA

Trading Account Number: 3122518

Date	Reference	Description	Debit	Credit	Balance
05/11/2021	16878270	Bght 500 CRYP @ 11.2600	5,649.95		21,548.40
08/11/2021	11845456	Dep ANZCIA 012-012 492688824 16848768	4,180.05		25,728.45
08/11/2021	15785347	Wdl ANZCIA 012-012 492688824 16845937		7,067.55	18,660.90
08/11/2021	15785348	Wdl ANZCIA 012-012 492688824 16851760		7,574.95	11,085.95
08/11/2021	15785349	Wdl ANZCIA 012-012 492688824 16849939		7,659.95	3,426.00
08/11/2021	16899237	Bght 500 DDR @ 15.1160	7,577.95		11,003.95
08/11/2021	16899533	Bght 200 VDBA @ 56.3300	11,285.95		22,289.90
08/11/2021	16899566	Sold 800 PBH @ 8.3700		6,676.05	15,613.85
09/11/2021	11856525	Dep ANZCIA 012-012 492688824 16870163	9,485.65		25,099.50
09/11/2021	15801864	Wdl ANZCIA 012-012 492688824 16878270		5,649.95	19,449.55
09/11/2021	15801865	Wdl ANZCIA 012-012 492688824 16869754		7,261.70	12,187.85
09/11/2021	16909898	Bght 100000 LPD @ 0.0460	4,619.95		16,807.80
10/11/2021	11866444	Dep ANZCIA 012-012 492688824 16899566	6,676.05		23,483.85
10/11/2021	15817680	Wdl ANZCIA 012-012 492688824 16899237		7,577.95	15,905.90
10/11/2021	15817681	Wdl ANZCIA 012-012 492688824 16899533		11,285.95	4,619.95
10/11/2021	16932718	Sold 3750 AX1 @ 2.5000		9,355.05	4,735.10Cr
11/11/2021	16950263	Sold 200 MFG @ 33.8352		6,747.09	11,482.19Cr
11/11/2021	15834164	Wdl ANZCIA 012-012 492688824 16909898		4,619.95	16,102.14Cr
11/11/2021	16951843	Sold 600 360 @ 12.4300		7,438.05	23,540.19Cr
11/11/2021	16954855	Bght 50 XRO @ 141.9382	7,116.86		16,423.33Cr
12/11/2021	11886013	Dep ANZCIA 012-012 492688824 16932718	9,355.05		7,068.28Cr
15/11/2021	11894860	Dep ANZCIA 012-012 492688824 16951843	7,438.05		369.77
15/11/2021	11894861	Dep ANZCIA 012-012 492688824 16950263	6,747.09		7,116.86
15/11/2021	15865224	Wdl ANZCIA 012-012 492688824 16954855		7,116.86	0.00
15/11/2021	16997760	Bght 100 JHG @ 64.7700	6,496.95		6,496.95
16/11/2021	17012337	Sold 153 VHY @ 64.1600		9,796.53	3,299.58Cr
17/11/2021	15896982	Wdl ANZCIA 012-012 492688824 16997760		6,496.95	9,796.53Cr
18/11/2021	11924642	Dep ANZCIA 012-012 492688824 17012337	9,796.53		0.00
18/11/2021	17049511	Bght 10000 IMU @ 0.5550	5,569.95		5,569.95
18/11/2021	17054594	Bght 22000 AGY @ 0.2875	6,344.95		11,914.90
18/11/2021	17054639	Sold 200 MIN @ 39.2900		7,838.05	4,076.85
22/11/2021	11945750	Dep ANZCIA 012-012 492688824 17054639	7,838.05		11,914.90
22/11/2021	15941093	Wdl ANZCIA 012-012 492688824 17049511		5,569.95	6,344.95
22/11/2021	15941094	Wdl ANZCIA 012-012 492688824 17054594		6,344.95	0.00
22/11/2021	17083636	Bght 1200 Z1P @ 5.6600	6,811.95		6,811.95
22/11/2021	17084351	Sold 6660 WMI @ 1.9600		13,033.65	6,221.70Cr
23/11/2021	17103336	Sold 350 MVB @ 30.8200		10,767.05	16,988.75Cr
23/11/2021	17103670	Sold 120 PME @ 60.2445		7,209.39	24,198.14Cr
23/11/2021	17103973	Sold 150 WES @ 59.3600		8,884.05	33,082.19Cr
23/11/2021	17105244	Bght 1000 BAP @ 7.5000	7,519.95		25,562.24Cr
23/11/2021	17109738	Bght 400 FANG @ 18.7100	7,503.95		18,058.29Cr
24/11/2021	11962997	Dep ANZCIA 012-012 492688824 17084351	13,033.65		5,024.64Cr
24/11/2021	15967513	Wdl ANZCIA 012-012 492688824 17083636		6,811.95	11,836.59Cr

While every effort has been made to provide you with an accurate transaction summary, we give no warranty of accuracy or reliability and take no responsibility for any errors or omissions including by negligence. You should confirm the information, holdings and valuations contained herein. All prices and values are denominated in AUD unless otherwise indicated. Stockbroking services are provided by CMC Markets Stockbroking Limited (ABN 69 081 002 851, AFSL No.246381), a Participant of the ASX Group (Australian Securities Exchange).



MR SAM SHAO SUE CHANG + MRS RUOH SHEUE CHANG <CHANG FAMILY S/F A/C>

16 WALLACE STREET  
KINGSFORD NSW 2032

## Trading Account Statement

Period: 01/07/2021 - 30/06/2022

AUSTRALIA

Trading Account Number: 3122518

Date	Reference	Description	Debit	Credit	Balance
24/11/2021	17123692	Bght 4000 WLE @ 1.4700	5,899.95		5,936.64Cr
25/11/2021	11972627	Dep ANZCIA 012-012 492688824 17103670	7,209.39		1,272.75
25/11/2021	11972628	Dep ANZCIA 012-012 492688824 17103336	10,767.05		12,039.80
25/11/2021	11972629	Dep ANZCIA 012-012 492688824 17103973	8,884.05		20,923.85
25/11/2021	15981303	Wdl ANZCIA 012-012 492688824 17105244		7,519.95	13,403.90
25/11/2021	15981304	Wdl ANZCIA 012-012 492688824 17109738		7,503.95	5,899.95
25/11/2021	17137841	Bght 700 360 @ 12.1706	8,539.40		14,439.35
26/11/2021	15994169	Wdl ANZCIA 012-012 492688824 17123692		5,899.95	8,539.40
26/11/2021	17146343	Sold 900 APX @ 10.3162		9,264.62	725.22Cr
26/11/2021	17147795	Sold 700 KGN @ 8.1400		5,678.05	6,403.27Cr
26/11/2021	17158399	Sold 750 NST @ 9.7000		7,255.05	13,658.32Cr
26/11/2021	17159603	Sold 10000 IMU @ 0.5150		5,130.05	18,788.37Cr
29/11/2021	16006990	Wdl ANZCIA 012-012 492688824 17137841		8,539.40	27,327.77Cr
29/11/2021	17179602	Bght 200 NDQ @ 36.2400	7,267.95		20,059.82Cr
29/11/2021	17179712	Bght 200 MIN @ 44.0874	8,837.42		11,222.40Cr
30/11/2021	11998659	Dep ANZCIA 012-012 492688824 17146343	9,264.62		1,957.78Cr
30/11/2021	11998660	Dep ANZCIA 012-012 492688824 17158399	7,255.05		5,297.27
30/11/2021	11998661	Dep ANZCIA 012-012 492688824 17147795	5,678.05		10,975.32
30/11/2021	11998662	Dep ANZCIA 012-012 492688824 17159603	5,130.05		16,105.37
30/11/2021	17198459	Bght 1200 OOO @ 5.8000	6,979.95		23,085.32
30/11/2021	17198542	Bght 650 SEMI @ 11.6600	7,598.95		30,684.27
30/11/2021	17198601	Sold 800 ASIA @ 9.7600		7,788.05	22,896.22
01/12/2021	16038073	Wdl ANZCIA 012-012 492688824 17179602		7,267.95	15,628.27
01/12/2021	16038074	Wdl ANZCIA 012-012 492688824 17179712		8,837.42	6,790.85
02/12/2021	12022087	Dep ANZCIA 012-012 492688824 17198601	7,788.05		14,578.90
02/12/2021	16053261	Wdl ANZCIA 012-012 492688824 17198459		6,979.95	7,598.95
02/12/2021	16053262	Wdl ANZCIA 012-012 492688824 17198542		7,598.95	0.00
02/12/2021	17229734	Sold 1000 BAP @ 6.8700		6,845.05	6,845.05Cr
02/12/2021	17229757	Sold 1200 Z1P @ 4.8300		5,776.05	12,621.10Cr
02/12/2021	17230168	Sold 200 BHP @ 39.3600		7,852.05	20,473.15Cr
02/12/2021	17230264	Sold 200 MIN @ 44.1500		8,810.05	29,283.20Cr
02/12/2021	17230364	Sold 60 DMP @ 122.7000		7,342.05	36,625.25Cr
02/12/2021	17230464	Sold 100 JHG @ 58.2200		5,802.05	42,427.30Cr
02/12/2021	17230575	Bght 500 DDR @ 13.8900	6,964.95		35,462.35Cr
02/12/2021	17234310	Bght 180 PME @ 55.5250	10,014.45		25,447.90Cr
03/12/2021	17241058	Bght 450 FMG @ 17.4600	7,876.95		17,570.95Cr
03/12/2021	17248348	Bght 50 CSL @ 297.8200	14,910.95		2,660.00Cr
06/12/2021	12040195	Dep ANZCIA 012-012 492688824 17229757	5,776.05		3,116.05
06/12/2021	12040196	Dep ANZCIA 012-012 492688824 17229734	6,845.05		9,961.10
06/12/2021	12040197	Dep ANZCIA 012-012 492688824 17230464	5,802.05		15,763.15
06/12/2021	12040198	Dep ANZCIA 012-012 492688824 17230264	8,810.05		24,573.20
06/12/2021	12040199	Dep ANZCIA 012-012 492688824 17230168	7,852.05		32,425.25

While every effort has been made to provide you with an accurate transaction summary, we give no warranty of accuracy or reliability and take no responsibility for any errors or omissions including by negligence. You should confirm the information, holdings and valuations contained herein. All prices and values are denominated in AUD unless otherwise indicated. Stockbroking services are provided by CMC Markets Stockbroking Limited (ABN 69 081 002 851, AFSL No.246381), a Participant of the ASX Group (Australian Securities Exchange).



MR SAM SHAO SUE CHANG + MRS RUOH SHEUE CHANG <CHANG FAMILY S/F A/C>

16 WALLACE STREET  
KINGSFORD NSW 2032

## Trading Account Statement

Period: 01/07/2021 - 30/06/2022

AUSTRALIA

Trading Account Number: 3122518

Date	Reference	Description	Debit	Credit	Balance
06/12/2021	12040200	Dep ANZCIA 012-012 492688824 17230364	7,342.05		39,767.30
06/12/2021	16084471	Wdl ANZCIA 012-012 492688824 17230575		6,964.95	32,802.35
06/12/2021	16084472	Wdl ANZCIA 012-012 492688824 17234310		10,014.45	22,787.90
06/12/2021	17264501	Bght 500 DDR @ 13.4600	6,749.95		29,537.85
06/12/2021	17265010	Sold 100000 LPD @ 0.0360		3,580.05	25,957.80
07/12/2021	16097952	Wdl ANZCIA 012-012 492688824 17241058		7,876.95	18,080.85
07/12/2021	16097953	Wdl ANZCIA 012-012 492688824 17248348		14,910.95	3,169.90
08/12/2021	12056736	Dep ANZCIA 012-012 492688824 17265010	3,580.05		6,749.95
08/12/2021	16110326	Wdl ANZCIA 012-012 492688824 17264501		6,749.95	0.00
08/12/2021	17293217	Bght 250 MFG @ 29.7000	7,444.95		7,444.95
09/12/2021	17304953	Sold 10961 WLE @ 1.4900		16,311.94	8,866.99Cr
10/12/2021	16133861	Wdl ANZCIA 012-012 492688824 17293217		7,444.95	16,311.94Cr
10/12/2021	17317215	Sold 500 CRYP @ 8.6200		4,290.05	20,601.99Cr
10/12/2021	17317546	Sold 650 SEMI @ 11.5400		7,481.05	28,083.04Cr
10/12/2021	17321011	Bght 500 VDBA @ 56.3000	28,180.97		97.93
13/12/2021	12079618	Dep ANZCIA 012-012 492688824 17304953	16,311.94		16,409.87
14/12/2021	12086419	Dep ANZCIA 012-012 492688824 17317546	7,481.05		23,890.92
14/12/2021	12086420	Dep ANZCIA 012-012 492688824 17317215	4,290.05		28,180.97
14/12/2021	16155372	Wdl ANZCIA 012-012 492688824 17321011		28,180.97	0.00
15/12/2021	17366466	Sold 200 SHL @ 43.9200		8,764.05	8,764.05Cr
17/12/2021	12109464	Dep ANZCIA 012-012 492688824 17366466	8,764.05		0.00
17/12/2021	17388297	Sold 1200 OOO @ 5.8500		7,000.05	7,000.05Cr
20/12/2021	17400622	Bght 2600 PLS @ 2.7800	7,247.95		247.90
20/12/2021	17400971	Bght 2000 ADH @ 3.8400	7,699.95		7,947.85
20/12/2021	17402778	Sold 600 HGEN @ 10.7000		6,400.05	1,547.80
20/12/2021	17403309	Bght 250 MFG @ 21.0600	5,284.95		6,832.75
20/12/2021	17406382	Sold 200 SOL @ 29.9300		5,966.05	866.70
20/12/2021	17406485	Sold 180 PME @ 59.5000		10,690.05	9,823.35Cr
20/12/2021	17406436	Sold 2000 DDR @ 14.0314		28,031.89	37,855.24Cr
20/12/2021	17407169	Sold 50 XRO @ 137.2060		6,840.35	44,695.59Cr
20/12/2021	17408472	Bght 1000 KGN @ 8.2900	8,309.95		36,385.64Cr
20/12/2021	17409285	Sold 200 MFG @ 19.6618		3,912.40	40,298.04Cr
21/12/2021	12127627	Dep ANZCIA 012-012 492688824 17388297	7,000.05		33,297.99Cr
21/12/2021	17418608	Bght 300 MVB @ 30.0200	9,025.95		24,272.04Cr
22/12/2021	12135146	Dep ANZCIA 012-012 492688824 17406436	28,031.89		3,759.85
22/12/2021	12135147	Dep ANZCIA 012-012 492688824 17406485	10,690.05		14,449.90
22/12/2021	12135148	Dep ANZCIA 012-012 492688824 17407169	6,840.35		21,290.25
22/12/2021	12135149	Dep ANZCIA 012-012 492688824 17402778	6,400.05		27,690.30
22/12/2021	12135150	Dep ANZCIA 012-012 492688824 17406382	5,966.05		33,656.35
22/12/2021	12135151	Dep ANZCIA 012-012 492688824 17409285	3,912.40		37,568.75
22/12/2021	16223827	Wdl ANZCIA 012-012 492688824 17403309		5,284.95	32,283.80
22/12/2021	16223828	Wdl ANZCIA 012-012 492688824 17400622		7,247.95	25,035.85
22/12/2021	16223829	Wdl ANZCIA 012-012 492688824 17400971		7,699.95	17,335.90

While every effort has been made to provide you with an accurate transaction summary, we give no warranty of accuracy or reliability and take no responsibility for any errors or omissions including by negligence. You should confirm the information, holdings and valuations contained herein. All prices and values are denominated in AUD unless otherwise indicated. Stockbroking services are provided by CMC Markets Stockbroking Limited (ABN 69 081 002 851, AFSL No.246381), a Participant of the ASX Group (Australian Securities Exchange).



MR SAM SHAO SUE CHANG + MRS RUOH SHEUE CHANG <CHANG FAMILY S/F A/C>

16 WALLACE STREET  
KINGSFORD NSW 2032

## Trading Account Statement

Period: 01/07/2021 - 30/06/2022

AUSTRALIA

Trading Account Number: 3122518

Date	Reference	Description	Debit	Credit	Balance
22/12/2021	16223830	Wdl ANZCIA 012-012 492688824 17408472		8,309.95	9,025.95
22/12/2021	17426726	Bght 500 DDR @ 14.1800	7,109.95		16,135.90
23/12/2021	16235392	Wdl ANZCIA 012-012 492688824 17418608		9,025.95	7,109.95
23/12/2021	17440879	Bght 1600 UMG @ 4.4000	7,059.95		14,169.90
24/12/2021	16246425	Wdl ANZCIA 012-012 492688824 17426726		7,109.95	7,059.95
29/12/2021	16255674	Wdl ANZCIA 012-012 492688824 17440879		7,059.95	0.00
29/12/2021	17462885	Bght 750 MND @ 9.6600	7,264.95		7,264.95
29/12/2021	17470314	Bght 500 DDR @ 14.6398	7,339.84		14,604.79
30/12/2021	17475444	Bght 1000 AGL @ 6.1400	6,159.95		20,764.74
31/12/2021	16273525	Wdl ANZCIA 012-012 492688824 17462885		7,264.95	13,499.79
31/12/2021	16273526	Wdl ANZCIA 012-012 492688824 17470314		7,339.84	6,159.95
31/12/2021	17488655	Sold 700 360 @ 9.7000		6,770.05	610.10Cr
04/01/2022	16280961	Wdl ANZCIA 012-012 492688824 17475444		6,159.95	6,770.05Cr
05/01/2022	12185282	Dep ANZCIA 012-012 492688824 17488655	6,770.05		0.00
05/01/2022	17522659	Sold 1600 UMG @ 4.5713		7,289.05	7,289.05Cr
06/01/2022	17535314	Sold 1000 LYC @ 11.0200		11,000.05	18,289.10Cr
07/01/2022	12202590	Dep ANZCIA 012-012 492688824 17522659	7,289.05		11,000.05Cr
07/01/2022	17556911	Bght 650 HGEN @ 10.2700	6,695.45		4,304.60Cr
07/01/2022	17556994	Bght 1200 TPG @ 5.9900	7,207.95		2,903.35
07/01/2022	17557209	Sold 1000 KGN @ 8.1500		8,130.05	5,226.70Cr
10/01/2022	12214247	Dep ANZCIA 012-012 492688824 17535314	11,000.05		5,773.35
11/01/2022	12225080	Dep ANZCIA 012-012 492688824 17557209	8,130.05		13,903.40
11/01/2022	16352195	Wdl ANZCIA 012-012 492688824 17556911		6,695.45	7,207.95
11/01/2022	16352196	Wdl ANZCIA 012-012 492688824 17556994		7,207.95	0.00
11/01/2022	17585047	Sold 90 MOAT @ 106.0100		9,520.95	9,520.95Cr
11/01/2022	17594731	Sold 2600 PLS @ 3.5100		9,106.05	18,627.00Cr
12/01/2022	17605610	Bght 800 CRYP @ 7.1000	5,699.95		12,927.05Cr
12/01/2022	17605962	Sold 22000 AGY @ 0.3950		8,670.05	21,597.10Cr
13/01/2022	12244826	Dep ANZCIA 012-012 492688824 17585047	9,520.95		12,076.15Cr
13/01/2022	12244827	Dep ANZCIA 012-012 492688824 17594731	9,106.05		2,970.10Cr
13/01/2022	16379677	Wdl ANZCIA 012-012 492688824 TRANSFER TO NOM AC		10,000.00	12,970.10Cr
13/01/2022	12246598	DE: 012-336 395230707	10,000.00		2,970.10Cr
14/01/2022	12252115	Dep ANZCIA 012-012 492688824 17605962	8,670.05		5,699.95
14/01/2022	16386752	Wdl ANZCIA 012-012 492688824 17605610		5,699.95	0.00
14/01/2022	16393108	Wdl ANZCIA 012-012 492688824 TRANSFER TO NOM AC		14,000.00	14,000.00Cr
14/01/2022	12258634	DE: 012-336 395230707	14,000.00		0.00
14/01/2022	17638555	Bght 700 VUL @ 10.0400	7,047.95		7,047.95
14/01/2022	17638814	Bght 15000 AGY @ 0.4050	6,094.95		13,142.90
14/01/2022	17638959	Sold 400 FANG @ 17.0582		6,803.31	6,339.59
14/01/2022	17640599	Bght 4000 MCR @ 1.8750	7,519.95		13,859.54
14/01/2022	17647772	Bght 4000 BRN @ 1.6300	6,539.95		20,399.49
14/01/2022	17650541	Bght 4000 BRN @ 1.5100	6,059.95		26,459.44
14/01/2022	17650665	Sold 8000 BRN @ 1.5050		12,020.05	14,439.39

While every effort has been made to provide you with an accurate transaction summary, we give no warranty of accuracy or reliability and take no responsibility for any errors or omissions including by negligence. You should confirm the information, holdings and valuations contained herein. All prices and values are denominated in AUD unless otherwise indicated. Stockbroking services are provided by CMC Markets Stockbroking Limited (ABN 69 081 002 851, AFSL No.246381), a Participant of the ASX Group (Australian Securities Exchange).



MR SAM SHAO SUE CHANG + MRS RUOH SHEUE CHANG <CHANG FAMILY S/F A/C>

16 WALLACE STREET  
KINGSFORD NSW 2032

## Trading Account Statement

Period: 01/07/2021 - 30/06/2022

AUSTRALIA

Trading Account Number: 3122518

Date	Reference	Description	Debit	Credit	Balance
18/01/2022	12274425	Dep ANZCIA 012-012 492688824 17650665	12,020.05		26,459.44
18/01/2022	12274426	Dep ANZCIA 012-012 492688824 17638959	6,803.31		33,262.75
18/01/2022	16414634	Wdl ANZCIA 012-012 492688824 17647772		6,539.95	26,722.80
18/01/2022	16414635	Wdl ANZCIA 012-012 492688824 17638814		6,094.95	20,627.85
18/01/2022	16414636	Wdl ANZCIA 012-012 492688824 17638555		7,047.95	13,579.90
18/01/2022	16414637	Wdl ANZCIA 012-012 492688824 17640599		7,519.95	6,059.95
18/01/2022	16414638	Wdl ANZCIA 012-012 492688824 17650541		6,059.95	0.00
19/01/2022	17699752	Bght 1000 PBH @ 6.1600	6,179.95		6,179.95
19/01/2022	17701114	Sold 750 MND @ 9.6600		7,225.05	1,045.10Cr
19/01/2022	17705752	Sold 70 VGS @ 103.4300		7,220.15	8,265.25Cr
19/01/2022	17705888	Sold 650 HGEN @ 9.3100		6,031.55	14,296.80Cr
19/01/2022	17708761	Sold 250 RMD @ 33.2600		8,295.05	22,591.85Cr
20/01/2022	17719472	Bght 1700 Z1P @ 3.6200	6,173.95		16,417.90Cr
20/01/2022	17719639	Bght 450 DDR @ 13.4800	6,085.95		10,331.95Cr
20/01/2022	17719770	Sold 600 VDBA @ 54.9600		32,939.72	43,271.67Cr
20/01/2022	17720791	Bght 200 PME @ 45.0900	9,037.95		34,233.72Cr
21/01/2022	16460377	Wdl ANZCIA 012-012 492688824 17699752		6,179.95	40,413.67Cr
21/01/2022	12308318	Dep ANZCIA 012-012 492688824 17708761	8,295.05		32,118.62Cr
21/01/2022	12308319	Dep ANZCIA 012-012 492688824 17701114	7,225.05		24,893.57Cr
21/01/2022	12308320	Dep ANZCIA 012-012 492688824 17705752	7,220.15		17,673.42Cr
21/01/2022	12308321	Dep ANZCIA 012-012 492688824 17705888	6,031.55		11,641.87Cr
21/01/2022	17748458	Sold 604 VDBA @ 54.7100		33,008.50	44,650.37Cr
21/01/2022	17753218	Sold 800 CRYP @ 5.9440		4,735.25	49,385.62Cr
24/01/2022	12314850	Dep ANZCIA 012-012 492688824 17719770	32,939.72		16,445.90Cr
24/01/2022	16477447	Wdl ANZCIA 012-012 492688824 17719472		6,173.95	22,619.85Cr
24/01/2022	16477448	Wdl ANZCIA 012-012 492688824 17720791		9,037.95	31,657.80Cr
24/01/2022	16477449	Wdl ANZCIA 012-012 492688824 17719639		6,085.95	37,743.75Cr
24/01/2022	17763735	Sold 1000 PBH @ 5.8100		5,790.05	43,533.80Cr
24/01/2022	17765594	Sold 1700 Z1P @ 3.1300		5,301.05	48,834.85Cr
24/01/2022	17767716	Bght 450 GMG @ 23.0100	10,374.45		38,460.40Cr
24/01/2022	17766926	Bght 400 DDR @ 12.8144	5,145.71		33,314.69Cr
24/01/2022	17770814	Bght 1500 ADH @ 3.0300	4,564.95		28,749.74Cr
24/01/2022	17771127	Bght 30 CSL @ 262.4800	7,894.35		20,855.39Cr
25/01/2022	12326490	Dep ANZCIA 012-012 492688824 17748458	33,008.50		12,153.11
25/01/2022	12326491	Dep ANZCIA 012-012 492688824 17753218	4,735.25		16,888.36
25/01/2022	17787894	Sold 4000 MCR @ 1.7200		6,860.05	10,028.31
25/01/2022	17803137	Sold 15000 AGY @ 0.3200		4,780.05	5,248.26
25/01/2022	17806594	Bght 150 WES @ 52.5400	7,900.95		13,149.21
25/01/2022	17806798	Bght 170 BHP @ 45.2800	7,717.55		20,866.76
27/01/2022	12337066	Dep ANZCIA 012-012 492688824 17763735	5,790.05		26,656.81
27/01/2022	12337067	Dep ANZCIA 012-012 492688824 17765594	5,301.05		31,957.86
27/01/2022	16512950	Wdl ANZCIA 012-012 492688824 17767716		10,374.45	21,583.41

While every effort has been made to provide you with an accurate transaction summary, we give no warranty of accuracy or reliability and take no responsibility for any errors or omissions including by negligence. You should confirm the information, holdings and valuations contained herein. All prices and values are denominated in AUD unless otherwise indicated. Stockbroking services are provided by CMC Markets Stockbroking Limited (ABN 69 081 002 851, AFSL No.246381), a Participant of the ASX Group (Australian Securities Exchange).



MR SAM SHAO SUE CHANG + MRS RUOH SHEUE CHANG <CHANG FAMILY S/F A/C>

16 WALLACE STREET  
KINGSFORD NSW 2032

## Trading Account Statement

Period: 01/07/2021 - 30/06/2022

AUSTRALIA

Trading Account Number: 3122518

Date	Reference	Description	Debit	Credit	Balance
27/01/2022	16512951	Wdl ANZCIA 012-012 492688824 17770814		4,564.95	17,018.46
27/01/2022	16512952	Wdl ANZCIA 012-012 492688824 17766926		5,145.71	11,872.75
27/01/2022	16512953	Wdl ANZCIA 012-012 492688824 17771127		7,894.35	3,978.40
27/01/2022	17818714	Bght 3500 AX1 @ 2.0400	7,159.95		11,138.35
27/01/2022	17828625	Sold 200 PME @ 41.4142		8,262.89	2,875.46
27/01/2022	17829196	Bght 30 CSL @ 247.1500	7,434.45		10,309.91
27/01/2022	17829406	Sold 3500 ADH @ 2.8100		9,815.05	494.86
27/01/2022	17829616	Sold 1200 TPG @ 5.6800		6,796.05	6,301.19Cr
27/01/2022	17829711	Sold 800 HACK @ 9.3000		7,420.05	13,721.24Cr
27/01/2022	17829935	Bght 2000 TLS @ 3.8500	7,719.95		6,001.29Cr
28/01/2022	16531769	Wdl ANZCIA 012-012 492688824 17806798		7,717.55	13,718.84Cr
28/01/2022	16531770	Wdl ANZCIA 012-012 492688824 17806594		7,900.95	21,619.79Cr
28/01/2022	12350956	Dep ANZCIA 012-012 492688824 17787894	6,860.05		14,759.74Cr
28/01/2022	12350957	Dep ANZCIA 012-012 492688824 17803137	4,780.05		9,979.69Cr
28/01/2022	17847545	Bght 150 JHG @ 51.1250	7,688.70		2,290.99Cr
28/01/2022	17848892	Sold 450 FMG @ 19.6600		8,827.05	11,118.04Cr
31/01/2022	16555107	Wdl ANZCIA 012-012 492688824 17818714		7,159.95	18,277.99Cr
31/01/2022	16555108	Wdl ANZCIA 012-012 492688824 17829196		7,434.45	25,712.44Cr
31/01/2022	16555109	Wdl ANZCIA 012-012 492688824 17829935		7,719.95	33,432.39Cr
31/01/2022	12366402	Dep ANZCIA 012-012 492688824 17829616	6,796.05		26,636.34Cr
31/01/2022	12366403	Dep ANZCIA 012-012 492688824 17829406	9,815.05		16,821.29Cr
31/01/2022	12366404	Dep ANZCIA 012-012 492688824 17828625	8,262.89		8,558.40Cr
31/01/2022	12366405	Dep ANZCIA 012-012 492688824 17829711	7,420.05		1,138.35Cr
31/01/2022	17870927	Bght 300 ANN @ 27.0095	8,122.81		6,984.46
01/02/2022	12374862	Dep ANZCIA 012-012 492688824 17848892	8,827.05		15,811.51
01/02/2022	16572099	Wdl ANZCIA 012-012 492688824 17847545		7,688.70	8,122.81
01/02/2022	17880765	Bght 2300 PLS @ 3.3000	7,609.95		15,732.76
01/02/2022	17885168	Bght 90 BHP @ 45.1800	4,086.15		19,818.91
02/02/2022	16588049	Wdl ANZCIA 012-012 492688824 17870927		8,122.81	11,696.10
02/02/2022	17901233	Bght 800 ASIA @ 9.2900	7,451.95		19,148.05
02/02/2022	17907555	Bght 3500 BRN @ 1.7700	6,214.95		25,363.00
03/02/2022	16601738	Wdl ANZCIA 012-012 492688824 17885168		4,086.15	21,276.85
03/02/2022	16601739	Wdl ANZCIA 012-012 492688824 17880765		7,609.95	13,666.90
03/02/2022	17913647	Sold 1000 AGL @ 7.2100		7,190.05	6,476.85
03/02/2022	17913764	Sold 3500 BRN @ 1.6800		5,860.05	616.80
03/02/2022	17923838	Sold 80 ACDC @ 92.8000		7,404.05	6,787.25Cr
04/02/2022	16615848	Wdl ANZCIA 012-012 492688824 17907555		6,214.95	13,002.20Cr
04/02/2022	16615849	Wdl ANZCIA 012-012 492688824 17901233		7,451.95	20,454.15Cr
07/02/2022	12405190	Dep ANZCIA 012-012 492688824 17923838	7,404.05		13,050.10Cr
07/02/2022	12405191	Dep ANZCIA 012-012 492688824 17913647	7,190.05		5,860.05Cr
07/02/2022	12405192	Dep ANZCIA 012-012 492688824 17913764	5,860.05		0.00
07/02/2022	17947554	Bght 300 MFG @ 16.4200	4,945.95		4,945.95
08/02/2022	17971048	Bght 4000 WLE @ 1.5100	6,059.95		11,005.90

While every effort has been made to provide you with an accurate transaction summary, we give no warranty of accuracy or reliability and take no responsibility for any errors or omissions including by negligence. You should confirm the information, holdings and valuations contained herein. All prices and values are denominated in AUD unless otherwise indicated. Stockbroking services are provided by CMC Markets Stockbroking Limited (ABN 69 081 002 851, AFSL No.246381), a Participant of the ASX Group (Australian Securities Exchange).



MR SAM SHAO SUE CHANG + MRS RUOH SHEUE CHANG <CHANG FAMILY S/F A/C>

16 WALLACE STREET  
KINGSFORD NSW 2032

## Trading Account Statement

Period: 01/07/2021 - 30/06/2022

AUSTRALIA

Trading Account Number: 3122518

Date	Reference	Description	Debit	Credit	Balance
08/02/2022	17972019	Bght 100 WES @ 52.5800	5,277.95		16,283.85
09/02/2022	16656588	Wdl ANZCIA 012-012 492688824 17947554		4,945.95	11,337.90
10/02/2022	16666862	Wdl ANZCIA 012-012 492688824 17972019		5,277.95	6,059.95
10/02/2022	16666863	Wdl ANZCIA 012-012 492688824 17971048		6,059.95	0.00
10/02/2022	18003064	Bght 1000 WEB @ 6.1150	6,134.95		6,134.95
11/02/2022	18013304	Bght 225 GMG @ 22.6257	5,110.74		11,245.69
11/02/2022	18015185	Bght 1000 PBH @ 4.9600	4,979.95		16,225.64
11/02/2022	18015375	Sold 150 JHG @ 48.4700		7,250.55	8,975.09
14/02/2022	16694202	Wdl ANZCIA 012-012 492688824 18003064		6,134.95	2,840.14
14/02/2022	18028988	Bght 2500 WLE @ 1.5050	3,782.45		6,622.59
15/02/2022	16706300	Wdl ANZCIA 012-012 492688824 18015185		4,979.95	1,642.64
15/02/2022	16706301	Wdl ANZCIA 012-012 492688824 18013304		5,110.74	3,468.10Cr
15/02/2022	12457184	Dep ANZCIA 012-012 492688824 18015375	7,250.55		3,782.45
16/02/2022	16720607	Wdl ANZCIA 012-012 492688824 18028988		3,782.45	0.00
16/02/2022	18066900	Bght 1000 JLG @ 7.8000	7,819.95		7,819.95
16/02/2022	18067320	Sold 300 ANN @ 26.0300		7,789.05	30.90
16/02/2022	18067388	Bght 1000 CRYP @ 6.5400	6,559.95		6,590.85
16/02/2022	18067752	Bght 2000 CQE @ 3.8400	7,699.95		14,290.80
17/02/2022	18074710	Bght 125 WES @ 52.1800	6,542.45		20,833.25
18/02/2022	16744476	Wdl ANZCIA 012-012 492688824 18067752		7,699.95	13,133.30
18/02/2022	16744477	Wdl ANZCIA 012-012 492688824 18066900		7,819.95	5,313.35
18/02/2022	16744478	Wdl ANZCIA 012-012 492688824 18067388		6,559.95	1,246.60Cr
18/02/2022	12482764	Dep ANZCIA 012-012 492688824 18067320	7,789.05		6,542.45
21/02/2022	16755535	Wdl ANZCIA 012-012 492688824 18074710		6,542.45	0.00
21/02/2022	18108210	Bght 250 ALU @ 31.5000	7,894.95		7,894.95
22/02/2022	18132119	Bght 700 NST @ 10.1100	7,096.95		14,991.90
22/02/2022	18132196	Sold 1000 PBH @ 3.8100		3,790.05	11,201.85
22/02/2022	18137048	Bght 80 XRO @ 98.0274	7,862.14		19,063.99
23/02/2022	16781525	Wdl ANZCIA 012-012 492688824 18108210		7,894.95	11,169.04
24/02/2022	16797499	Wdl ANZCIA 012-012 492688824 18132119		7,096.95	4,072.09
24/02/2022	16797500	Wdl ANZCIA 012-012 492688824 18137048		7,862.14	3,790.05Cr
24/02/2022	12517386	Dep ANZCIA 012-012 492688824 18132196	3,790.05		0.00
24/02/2022	18169179	Sold 1000 JLG @ 6.9400		6,920.05	6,920.05Cr
24/02/2022	18171416	Sold 700 VUL @ 8.2000		5,720.05	12,640.10Cr
24/02/2022	18172148	Bght 400 DDR @ 13.7000	5,499.95		7,140.15Cr
24/02/2022	18172668	Sold 1000 CRYP @ 5.0000		4,980.05	12,120.20Cr
28/02/2022	16820994	Wdl ANZCIA 012-012 492688824 18172148		5,499.95	17,620.15Cr
28/02/2022	12534572	Dep ANZCIA 012-012 492688824 18169179	6,920.05		10,700.10Cr
28/02/2022	12534573	Dep ANZCIA 012-012 492688824 18171416	5,720.05		4,980.05Cr
28/02/2022	12534574	Dep ANZCIA 012-012 492688824 18172668	4,980.05		0.00
02/03/2022	18237822	Bght 400 DDR @ 14.2000	5,704.95		5,704.95
02/03/2022	18237864	Bght 200 MVB @ 29.1400	5,847.95		11,552.90
02/03/2022	18238500	Sold 3500 AX1 @ 1.8300		6,385.05	5,167.85

While every effort has been made to provide you with an accurate transaction summary, we give no warranty of accuracy or reliability and take no responsibility for any errors or omissions including by negligence. You should confirm the information, holdings and valuations contained herein. All prices and values are denominated in AUD unless otherwise indicated. Stockbroking services are provided by CMC Markets Stockbroking Limited (ABN 69 081 002 851, AFSL No.246381), a Participant of the ASX Group (Australian Securities Exchange).



MR SAM SHAO SUE CHANG + MRS RUOH SHEUE CHANG <CHANG FAMILY S/F A/C>

16 WALLACE STREET  
KINGSFORD NSW 2032

## Trading Account Statement

Period: 01/07/2021 - 30/06/2022

AUSTRALIA

Trading Account Number: 3122518

Date	Reference	Description	Debit	Credit	Balance
02/03/2022	18246174	Sold 3500 RFF @ 2.6377		9,211.86	4,044.01Cr
02/03/2022	18247832	Bght 250 WPL @ 30.2400	7,579.95		3,535.94
03/03/2022	18256172	Sold 700 NST @ 10.0800		7,036.05	3,500.11Cr
03/03/2022	18263189	Sold 600 MFG @ 16.2500		9,730.05	13,230.16Cr
04/03/2022	16881493	Wdl ANZCIA 012-012 492688824 18237864		5,847.95	19,078.11Cr
04/03/2022	16881494	Wdl ANZCIA 012-012 492688824 18247832		7,579.95	26,658.06Cr
04/03/2022	16881495	Wdl ANZCIA 012-012 492688824 18237822		5,704.95	32,363.01Cr
04/03/2022	12580787	Dep ANZCIA 012-012 492688824 18246174	9,211.86		23,151.15Cr
04/03/2022	12580788	Dep ANZCIA 012-012 492688824 18238500	6,385.05		16,766.10Cr
04/03/2022	18279333	Sold 800 ASIA @ 7.8700		6,276.05	23,042.15Cr
07/03/2022	12591268	Dep ANZCIA 012-012 492688824 18263189	9,730.05		13,312.10Cr
07/03/2022	12591269	Dep ANZCIA 012-012 492688824 18256172	7,036.05		6,276.05Cr
07/03/2022	18304829	Sold 250 ALU @ 31.8750		7,948.80	14,224.85Cr
08/03/2022	18312639	Sold 250 WPL @ 33.4500		8,342.55	22,567.40Cr
08/03/2022	18312924	Bght 800 CKF @ 10.4030	8,342.35		14,225.05Cr
08/03/2022	18313633	Bght 300 SOL @ 25.7913	7,757.35		6,467.70Cr
08/03/2022	12602959	Dep ANZCIA 012-012 492688824 18279333	6,276.05		191.65Cr
09/03/2022	12609396	Dep ANZCIA 012-012 492688824 18304829	7,948.80		7,757.15
10/03/2022	12617860	Dep ANZCIA 012-012 492688824 18312639	8,342.55		16,099.70
10/03/2022	16944512	Wdl ANZCIA 012-012 492688824 18313633		7,757.35	8,342.35
10/03/2022	16944513	Wdl ANZCIA 012-012 492688824 18312924		8,342.35	0.00
11/03/2022	18371113	Bght 180 PME @ 43.0300	7,765.35		7,765.35
11/03/2022	18371378	Sold 2000 CQE @ 3.8810		7,742.06	23.29
14/03/2022	18380950	Bght 6000 GQG @ 1.2950	7,789.95		7,813.24
14/03/2022	18381350	Bght 750 ILU @ 10.1300	7,617.45		15,430.69
15/03/2022	16982813	Wdl ANZCIA 012-012 492688824 18371113		7,765.35	7,665.34
15/03/2022	12643799	Dep ANZCIA 012-012 492688824 18371378	7,742.06		15,407.40
16/03/2022	16994607	Wdl ANZCIA 012-012 492688824 18381350		7,617.45	7,789.95
16/03/2022	16994608	Wdl ANZCIA 012-012 492688824 18380950		7,789.95	0.00
21/03/2022	18458021	Bght 4000 Z1P @ 1.6800	6,739.95		6,739.95
23/03/2022	17055294	Wdl ANZCIA 012-012 492688824 18458021		6,739.95	0.00
06/04/2022	18674273	Sold 2041 TLS @ 3.9200		7,975.77	7,975.77Cr
08/04/2022	12827951	Dep ANZCIA 012-012 492688824 18674273	7,975.77		0.00
19/04/2022	18800471	Bght 1000 CRYP @ 5.0700	5,089.95		5,089.95
21/04/2022	17329775	Wdl ANZCIA 012-012 492688824 18800471		5,089.95	0.00
13/05/2022	19109758	Bght 1400 QAN @ 5.2900	7,430.95		7,430.95
13/05/2022	19110254	Bght 850 SEMI @ 8.8800	7,567.95		14,998.90
16/05/2022	19127075	Bght 100 DMP @ 70.0113	7,021.08		22,019.98
16/05/2022	19127243	Bght 350 DDR @ 12.4484	4,376.89		26,396.87
17/05/2022	17585508	Wdl ANZCIA 012-012 492688824 19109758		7,430.95	18,965.92
17/05/2022	17585509	Wdl ANZCIA 012-012 492688824 19110254		7,567.95	11,397.97
18/05/2022	17598557	Wdl ANZCIA 012-012 492688824 19127243		4,376.89	7,021.08

While every effort has been made to provide you with an accurate transaction summary, we give no warranty of accuracy or reliability and take no responsibility for any errors or omissions including by negligence. You should confirm the information, holdings and valuations contained herein. All prices and values are denominated in AUD unless otherwise indicated. Stockbroking services are provided by CMC Markets Stockbroking Limited (ABN 69 081 002 851, AFSL No.246381), a Participant of the ASX Group (Australian Securities Exchange).





MR SAM SHAO SUE CHANG + MRS RUOH SHEUE CHANG <CHANG FAMILY S/F A/C>

16 WALLACE STREET  
KINGSFORD NSW 2032

## Trading Account Statement

Period: 01/07/2021 - 30/06/2022

AUSTRALIA

Trading Account Number: 3122518

Date	Reference	Description	Debit	Credit	Balance
18/05/2022	17598558	Wdl ANZCIA 012-012 492688824 19127075		7,021.08	0.00
18/05/2022	19155329	Sold 2000 ZIP @ 0.9000		1,780.05	1,780.05Cr
20/05/2022	13076138	Dep ANZCIA 012-012 492688824 19155329	1,780.05		0.00
20/05/2022	19183014	Bght 180 NDQ @ 27.3000	4,933.95		4,933.95
24/05/2022	17645186	Wdl ANZCIA 012-012 492688824 19183014		4,933.95	0.00
31/05/2022	19275710	Sold 6000 GQG @ 1.6300		9,760.05	9,760.05Cr
31/05/2022	19275766	Sold 850 SEMI @ 9.2100		7,808.55	17,568.60Cr
31/05/2022	19278998	Sold 1000 CRYP @ 3.3500		3,330.05	20,898.65Cr
02/06/2022	13147991	Dep ANZCIA 012-012 492688824 19275710	9,760.05		11,138.60Cr
02/06/2022	13147992	Dep ANZCIA 012-012 492688824 19275766	7,808.55		3,330.05Cr
02/06/2022	13147993	Dep ANZCIA 012-012 492688824 19278998	3,330.05		0.00
02/06/2022	19307953	Sold 2000 ZIP @ 0.7925		1,565.05	1,565.05Cr
02/06/2022	19308605	Sold 6668 WLE @ 1.5150		10,082.07	11,647.12Cr
02/06/2022	19308715	Sold 675 GMG @ 19.9700		13,459.80	25,106.92Cr
02/06/2022	19308861	Sold 48 WDS @ 31.7700		1,505.01	26,611.93Cr
06/06/2022	13161310	Dep ANZCIA 012-012 492688824 19308715	13,459.80		13,152.13Cr
06/06/2022	13161311	Dep ANZCIA 012-012 492688824 19308605	10,082.07		3,070.06Cr
06/06/2022	13161312	Dep ANZCIA 012-012 492688824 19307953	1,565.05		1,505.01Cr
06/06/2022	13161313	Dep ANZCIA 012-012 492688824 19308861	1,505.01		0.00
06/06/2022	19335950	Bght 100 ASX @ 79.9600	8,015.95		8,015.95
08/06/2022	17765377	Wdl ANZCIA 012-012 492688824 19335950		8,015.95	0.00
14/06/2022	19425302	Bght 400 FMG @ 19.5700	7,847.95		7,847.95
14/06/2022	19426154	Bght 2000 EVN @ 3.3050	6,629.95		14,477.90
16/06/2022	17837240	Wdl ANZCIA 012-012 492688824 19426154		6,629.95	7,847.95
16/06/2022	17837241	Wdl ANZCIA 012-012 492688824 19425302		7,847.95	0.00
17/06/2022	19480944	Bght 300 ALU @ 25.5200	7,675.95		7,675.95
21/06/2022	17883575	Wdl ANZCIA 012-012 492688824 19480944		7,675.95	0.00
22/06/2022	19523127	Sold 2300 PLS @ 2.0600		4,718.05	4,718.05Cr
24/06/2022	13282376	Dep ANZCIA 012-012 492688824 19523127	4,718.05		0.00
28/06/2022	19588944	Sold 800 CKF @ 9.9633		7,950.68	7,950.68Cr
29/06/2022	19598977	Bght 100 STW @ 60.5500	6,074.95		1,875.73Cr
29/06/2022	19599016	Sold 2000 EVN @ 2.4100		4,800.05	6,675.78Cr
30/06/2022	13319994	Dep ANZCIA 012-012 492688824 19588944	7,950.68		1,274.90
<b>Total</b>			<b>2,524,329.820</b>	<b>2,533,397.870</b>	

While every effort has been made to provide you with an accurate transaction summary, we give no warranty of accuracy or reliability and take no responsibility for any errors or omissions including by negligence. You should confirm the information, holdings and valuations contained herein. All prices and values are denominated in AUD unless otherwise indicated. Stockbroking services are provided by CMC Markets Stockbroking Limited (ABN 69 081 002 851, AFSL No.246381), a Participant of the ASX Group (Australian Securities Exchange).

Chang Family Super Fund

# General Ledger

As at 30 June 2022

Transaction Date	Description	Units	Debit	Credit	Balance \$
<b>Contributions (24200)</b>					
(Contributions) Chang, Sam Shao Sue - Accumulation (CHASAM00007A)					
17/08/2021	TRANSFER FROM ABN98002348352 ET210817CTR065172C			95.00	95.00 CR
				<b>95.00</b>	<b>95.00 CR</b>

Total Debits: 0.00

Total Credits: 95.00

# Chang Family Super Fund

## Contributions Summary Report

For The Period 01 July 2021 - 30 June 2022

---

### Ruoh Sheue Chang

Date of Birth:	Provided
Age:	70 (at year end)
Member Code:	CHARUO00008A
Total Super Balance* <sup>1</sup> as at 30/06/2021:	158,695.63

<b>Contributions Summary</b>	<b>2022</b>	<b>2021</b>
<b>Concessional Contribution</b>		
Employer	0.00	25,095.00
	<hr/>	<hr/>
	0.00	25,095.00
<b>Non-Concessional Contribution</b>		
Personal - Non-Concessional	0.00	100,000.00
	<hr/>	<hr/>
	0.00	100,000.00
<b>Total Contributions</b>	<hr/>	<hr/>
	0.00	125,095.00

I, RUOH SHEUE CHANG, confirm that the amounts reported above are the total contributions deposited to the fund with respect of my member balance for the period 01/07/2021 to 30/06/2022.

---

RUOH SHEUE CHANG

\*1 TSB can include information external to current fund's transaction records. The amount is per individual across all funds.

---

**Chang Family Super Fund**  
**Contributions Summary Report**

For The Period 01 July 2021 - 30 June 2022

---

**Sam Shao Sue Chang**

Date of Birth:	Provided
Age:	71 (at year end)
Member Code:	CHASAM00007A
Total Super Balance*1 as at 30/06/2021:	184,785.77

<b>Contributions Summary</b>	<b>2022</b>	<b>2021</b>
<b>Concessional Contribution</b>		
Employer	95.00	25,095.00
	<hr/>	<hr/>
	95.00	25,095.00
<b>Non-Concessional Contribution</b>		
Personal - Non-Concessional	0.00	50,000.00
	<hr/>	<hr/>
	0.00	50,000.00
<b>Total Contributions</b>	<hr/>	<hr/>
	95.00	75,095.00
	<hr/>	<hr/>

I, SAM SHAO SUE CHANG, confirm that the amounts reported above are the total contributions deposited to the fund with respect of my member balance for the period 01/07/2021 to 30/06/2022.

---

SAM SHAO SUE CHANG

\*1 TSB can include information external to current fund's transaction records. The amount is per individual across all funds.

---

# Chang Family Super Fund General Ledger

As at 30 June 2022

Transaction Date	Description	Units	Debit	Credit	Balance \$
<b>Accountancy Fees (30100)</b>					
<u>Accountancy Fees (30100)</u>					
13/08/2021	SHARE TRADE WITHDRAWAL TO CMC MARKETS STOC 17256515		850.00		850.00 DR
			<b>850.00</b>		<b>850.00 DR</b>

**Total Debits: 850.00**

**Total Credits: 0.00**

# Chang Family Super Fund General Ledger

As at 30 June 2022

Transaction Date	Description	Units	Debit	Credit	Balance \$
<b>Auditor's Remuneration (30700)</b>					
Auditor's Remuneration (30700)					
13/08/2021	SHARE TRADE WITHDRAWAL TO CMC MARKETS STOC 17256515		550.00		550.00 DR
			<b>550.00</b>		<b>550.00 DR</b>

**Total Debits: 550.00**

**Total Credits: 0.00**



# TAX INVOICE

Chang Family Super

**Invoice Date**  
19 May 2022

**Invoice Number**  
INV-0774

**ABN**  
60 061 126 663

SuperHelp Australia  
PTY LTD  
PO Box 1906  
MACQUARIE  
CENTRE NSW 2113  
AUSTRALIA

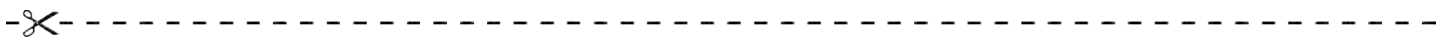
Item	Description	Quantity	Unit Price	GST	Amount AUD
EOY	SMSF Annual Administration	1.00	1,100.00	10%	1,100.00
PENSIO NADMIN	Pension Administration	2.00	150.00	10%	300.00
INCLUDES GST 10%					127.27
<b>TOTAL AUD</b>					1,400.00
Less Amount Paid					1,400.00
<b>AMOUNT DUE AUD</b>					<b>0.00</b>
Audit fees					- \$550.00
Accountancy fees					- \$850.00

## Due Date: 2 Jun 2022

Please pay the balance of our fees by direct credit into our bank account.

OUR BANK DETAILS (Use your name or your SMSF name as the reference):

Account Name: Superhelp Australia Pty Ltd  
Bank: Commonwealth Bank  
BSB: 06 2099  
Account Number: 1041 7929



# PAYMENT ADVICE

To: SuperHelp Australia PTY LTD  
PO Box 1906  
MACQUARIE CENTRE NSW 2113  
AUSTRALIA

**Customer** Chang Family Super  
**Invoice Number** INV-0774

---

**Amount Due** **0.00**  
**Due Date** 2 Jun 2022

---

**Amount Enclosed**

---

Enter the amount you are paying above





# TAX INVOICE

Chang Family Super Fund

**Invoice Date**  
25 May 2022

**Invoice Number**  
INV-14636

**ABN**  
81 523 295 035

YML Super Solutions  
PO Box 800  
BONDI JUNCTION  
NSW 1355  
Ph (02) 8383 4440  
www.ymlgroup.com.au

Description	GST	Amount AUD
Professional charges for Audit Service for the Financial Year ended 30 June 2021.	10%	500.00
	Subtotal	500.00
	TOTAL GST 10%	50.00
	<b>TOTAL AUD</b>	<b>550.00</b>

## Due Date: 1 Jun 2022

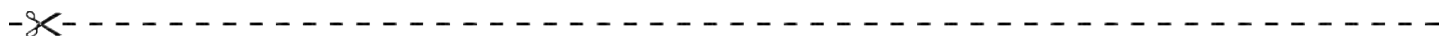
ACCTPRO Financial Services P/L trading as YML Super Solutions

Account Name: ACCTPRO Financial Services P/L

BSB: 082-140

Account Number: 772982366

Please include the Invoice Number as the Reference



# PAYMENT ADVICE

To: YML Super Solutions  
PO Box 800  
BONDI JUNCTION  
NSW 1355  
Ph (02) 8383 4440  
www.ymlgroup.com.au

**Customer** Chang Family Super Fund  
**Invoice Number** INV-14636

**Amount Due** 550.00  
**Due Date** 1 Jun 2022

**Amount Enclosed**

Enter the amount you are paying above

Chang Family Super Fund

# General Ledger

As at 30 June 2022

Transaction Date	Description	Units	Debit	Credit	Balance \$
<b>Donations (33605)</b>					
<u>Donations (33605)</u>					
01/04/2022	TLS DRP		1.62		1.62 DR
			<b>1.62</b>		<b>1.62 DR</b>
<b>Total Debits:</b>	<b>1.62</b>				
<b>Total Credits:</b>	<b>0.00</b>				

# Chang Family Super Fund

## General Ledger

As at 30 June 2022

Transaction Date	Description	Units	Debit	Credit	Balance \$
<b>Pensions Paid (41600)</b>					
<u>(Pensions Paid) Chang, Ruoh Sheue - Pension (Pension) (CHARUO00001P)</u>					
13/08/2021	SHARE TRADE WITHDRAWAL TO CMC MARKETS STOC 17256515		850.00		850.00 DR
			<b>850.00</b>		<b>850.00 DR</b>
<u>(Pensions Paid) Chang, Ruoh Sheue - Pension (Account Based Pension 7) (CHARUO00009P)</u>					
13/08/2021	SHARE TRADE WITHDRAWAL TO CMC MARKETS STOC 17256515		3,120.00		3,120.00 DR
			<b>3,120.00</b>		<b>3,120.00 DR</b>
<u>(Pensions Paid) Chang, Sam Shao Sue - Pension (Pension) (CHASAM00006P)</u>					
13/08/2021	SHARE TRADE WITHDRAWAL TO CMC MARKETS STOC 17256515		2,780.00		2,780.00 DR
			<b>2,780.00</b>		<b>2,780.00 DR</b>
<u>(Pensions Paid) Chang, Sam Shao Sue - Pension (Account Based Pension 5) (CHASAM00008P)</u>					
13/08/2021	SHARE TRADE WITHDRAWAL TO CMC MARKETS STOC 17256515		3,769.25		3,769.25 DR
			<b>3,769.25</b>		<b>3,769.25 DR</b>
<b>Total Debits:</b>			<b>10,519.25</b>		
<b>Total Credits:</b>			<b>0.00</b>		

**Chang Family Super Fund**  
**Pension Summary**

As at 30 June 2022

**Member Name :** Chang, Sam Shao Sue

**Member Age :** 70\* (Date of Birth : Provided)

Member Code	Pension Type	Pension Start Date	Tax Free	Min / PF	Minimum	Maximum	Gross Pension Payments	PAYG	Net Pension Payment	Amount to reach Minimum
CHASAM 00006P	Account Based Pension	29/06/2020	100.00 %	2.50%	\$2,780.00*	N/A	\$2,780.00	\$0.00	\$2,780.00	\$0.00

\*COVID-19 50% reduction has been applied to the minimum pension amount.

CHASAM 00008P	Account Based Pension	26/05/2021	70.08%	2.50%	\$1,830.00*	N/A	\$3,769.25	\$0.00	\$3,769.25	NIL
---------------	-----------------------	------------	--------	-------	-------------	-----	------------	--------	------------	-----

\*COVID-19 50% reduction has been applied to the minimum pension amount.

					<b>\$4,610.00</b>	<b>\$0.00</b>	<b>\$6,549.25</b>	<b>\$0.00</b>	<b>\$6,549.25</b>	<b>\$0.00</b>
--	--	--	--	--	-------------------	---------------	-------------------	---------------	-------------------	---------------

**Member Name :** Chang, Ruoh Sheue

**Member Age :** 69\* (Date of Birth : Provided)

Member Code	Pension Type	Pension Start Date	Tax Free	Min / PF	Minimum	Maximum	Gross Pension Payments	PAYG	Net Pension Payment	Amount to reach Minimum
CHARUO 00001P	Account Based Pension	01/07/2014	43.07%	2.50%	\$850.00*	N/A	\$850.00	\$0.00	\$850.00	\$0.00

\*COVID-19 50% reduction has been applied to the minimum pension amount.

CHARUO 00009P	Account Based Pension	26/05/2021	82.40%	2.50%	\$3,120.00*	N/A	\$3,120.00	\$0.00	\$3,120.00	\$0.00
---------------	-----------------------	------------	--------	-------	-------------	-----	------------	--------	------------	--------

\*COVID-19 50% reduction has been applied to the minimum pension amount.

					<b>\$3,970.00</b>	<b>\$0.00</b>	<b>\$3,970.00</b>	<b>\$0.00</b>	<b>\$3,970.00</b>	<b>\$0.00</b>
--	--	--	--	--	-------------------	---------------	-------------------	---------------	-------------------	---------------

**Total :**

					<b>\$8,580.00</b>	<b>\$0.00</b>	<b>\$10,519.25</b>	<b>\$0.00</b>	<b>\$10,519.25</b>	<b>\$0.00</b>
--	--	--	--	--	-------------------	---------------	--------------------	---------------	--------------------	---------------

# Chang Family Super Fund General Ledger

As at 30 June 2022

Transaction Date	Description	Units	Debit	Credit	Balance \$
<b>Benefits Paid/Transfers Out (46000)</b>					
(Benefits Paid/Transfers Out) Chang, Sam Shao Sue - Accumulation (CHASAM00007A)					
17/08/2021	lumpsum payment		80.75		80.75 DR
			<b>80.75</b>		<b>80.75 DR</b>
<b>Total Debits:</b>			<b>80.75</b>		
<b>Total Credits:</b>			<b>0.00</b>		

**Chang Family Super Fund**  
**Details for Income Tax Payable / (Refund)**

---

The tax payable as at June 30, 2022 comprises of the following:

Tax Payable (Cr.) / Tax Receivable (Dr.) for the Financial Year 2021-22	(2,686) Dr
Add / Less: Tax Payable (Cr.) / Tax Receivable (Dr.) for 2020-21	<u>5,182 Cr</u>
<b>Balance as at June 30, 2022 (Tied up to the Financial Statements)</b>	<b><u><u>2,496 Cr</u></u></b>

---

**Movement in the income tax payable/ refund receivable account is as follows: (All debits to be indicated in brackets)**

Opening Balance as at July 1, 2021 (Payable (Cr.) / Receivable (Dr.))	5,182 Cr
Add / Less: Tax paid in the current year relating to previous financial years.	-
Add: Current year Tax Liability as per the <b>Statement of Taxable Income.</b>	14 Cr
Less: Tax installments paid in the current year (paid not raised)	-
Less: Imputed Credits (to tie up with detailed Investment Income Report)	(2,700) Dr
Less: Foreign Credits (to tie up with detailed Investment Income Report)	-
Less: TFN Credits (to tie up with detailed Investment Income Report)	-
Add / Less: Refund Adjustments (excess income tax paid in respect of earlier years)	-
Add / Less: Adjustments in respect of ATO Levy	-
Add/Less: GIC Paid	-
<b>Balance as at June 30, 2022</b>	<b><u><u>2,496 Cr</u></u></b>

---

**Installments Raised**

Installment I - (September Quarter)	-
Installment II - (December Quarter)	-
Installment III - (March Quarter)	-
Installment IV - (June Quarter)	-
<b>Total installments raised (To be entered in CE screen in BGL and tie with Tax return)</b>	<b><u><u>-</u></u></b>

Less: Installments raised but not paid  
 Installment IV - (June Quarter)

-

**Total installments paid and taken to Income Tax Account.**

-

---

**Tax expenses**

Current Tax (as per statement of taxable income)	14 Cr
Deferred Tax Movement	-
Prior Year Adjustment	-
Less: Imputed Credits & Foreign Credits	(2,700) Dr
To tie up in the Financial Statements (Operating Statement)	<u><u>(2,686) Dr</u></u>

## Chang Family Super Fund

# Notes to the Financial Statements

For the year ended 30 June 2022

Charter Hall Group	(355.90)	120.10
Charter Hall Social Infrastructure Reit	42.11	0.00
Global X Battery Tech & Lithium Etf	94.20	0.00
Global X Fang+ Etf	(700.64)	0.00
Global X Hydrogen Etf	(1,579.80)	0.00
Global X Semiconductor Etf	122.70	0.00
Ishares Global Healthcare Etf	(170.30)	0.00
Rural Funds Group	(641.55)	2,013.92
Spark Infrastructure Group	0.00	(367.62)
Sydney Airport	0.00	(289.90)
Vaneck Australian Banks Etf	30.10	0.00
Vaneck Vectors Morningstar Wide MOAT Etf	271.50	0.00
Vanguard Australian Shares High Yield Etf	(928.14)	0.00
Vanguard Diversified Balanced Index Etf	(1,363.63)	0.00
Vanguard Msci Index International Shares Etf	3.50	0.00
	<hr/>	<hr/>
	(13,701.75)	1,186.60
	<hr/>	<hr/>
<b>Units in Unlisted Unit Trusts (Australian)</b>		
Fidelity Asia Fund	0.00	8,971.37
Fidelity Global Equities Fund	0.00	9,256.08
	<hr/>	<hr/>
	0.00	18,227.45
	<hr/>	<hr/>
<b>Total Realised Movement</b>	(23,851.62)	35,076.09
	<hr/>	<hr/>
<b>Changes in Market Values</b>	(55,124.22)	45,646.67
	<hr/>	<hr/>
<b>Note 14: Income Tax Expense</b>		
	<b>2022</b>	<b>2021</b>
The components of tax expense comprise	\$	\$
Current Tax	(2,685.85)	5,181.53
	<hr/>	<hr/>
Income Tax Expense	(2,685.85)	5,181.53
	<hr/>	<hr/>

The prima facie tax on benefits accrued before income tax is reconciled to the income tax as follows:

# Chang Family Super Fund General Ledger

As at 30 June 2022

Transaction Date	Description	Units	Debit	Credit	Balance \$
<b>Income Tax Payable/Refundable (85000)</b>					
<u>Income Tax Payable/Refundable (85000)</u>					
01/07/2021	Opening Balance				5,181.53 CR
30/06/2022	Create Entries - Franking Credits Adjustment - 30/06/2022		2,700.10		2,481.43 CR
30/06/2022	Create Entries - Income Tax Expense - 30/06/2022			14.25	2,495.68 CR
			<b>2,700.10</b>	<b>14.25</b>	<b>2,495.68 CR</b>

**Total Debits: 2,700.10**

**Total Credits: 14.25**



# Chang Family Super Fund

## Statement of Taxable Income

For the year ended 30 June 2022

	<b>2022</b>
	<b>\$</b>
Benefits accrued as a result of operations	(56,760.67)
<b>Less</b>	
Exempt current pension income	11,366.00
Realised Accounting Capital Gains	(23,851.63)
Accounting Trust Distributions	3,530.20
	<u>(8,955.43)</u>
<b>Add</b>	
Decrease in MV of investments	31,272.60
SMSF non deductible expenses	1,401.00
Pension Payments	10,519.25
Franking Credits	2,700.10
Foreign Credits	263.04
Taxable Trust Distributions	662.23
Distributed Foreign income	1,002.79
Benefits Paid/Transfers Out	80.75
	<u>47,901.76</u>
SMSF Annual Return Rounding	(1.52)
<b>Taxable Income or Loss</b>	<u>95.00</u>
Income Tax on Taxable Income or Loss	14.25
<b>Less</b>	
Franking Credits	2,700.10
	<u>(2,685.85)</u>
<b>CURRENT TAX OR REFUND</b>	<u>(2,685.85)</u>
Supervisory Levy	259.00
<b>AMOUNT DUE OR REFUNDABLE</b>	<u>(2,426.85)</u>
	<u>(2,426.85)</u>
Less: PY ITA -	\$5,181.53
Less: ATO Levy -	\$ 259.00
-----	
Total -	\$2,495.68



**Australian Government**  
**Australian Taxation Office**

**Agent** SUPERHELP AUSTRALIA PTY LTD  
**Client** CHANG FAMILY SUPER FUND  
**ABN** 19 881 735 525  
**TFN** 32 657 580

## Income tax 551

<b>Date generated</b>	28 February 2023
<b>Overdue</b>	\$0.00
<b>Not yet due</b>	\$0.00
<b>Balance</b>	\$0.00

## Transactions

8 results found - from **28 February 2021** to **28 February 2023** sorted by **processed date** ordered **newest to oldest**

Processed date	Effective date	Description	Debit (DR)	Credit (CR)	Balance
28 Nov 2022	1 Nov 2022	General interest charge			\$0.00
28 Nov 2022	28 Oct 2022	Credit transfer received from Integrated Client Account		\$1,295.00	\$0.00
1 Aug 2022	1 Aug 2022	General interest charge			\$1,295.00 DR
13 Jul 2022	12 Jul 2022	Payment received		\$4,145.53	\$1,295.00 DR
1 Jul 2022	1 Jul 2022	General interest charge			\$5,440.53 DR
25 May 2022	14 Jun 2022	Tax return Self Man Superfund - Income Tax for the period from 01 Jul 20 to 30 Jun 21	\$5,440.53		\$5,440.53 DR
14 May 2021	19 May 2021	EFT refund for Income Tax for the period from 01 Jul 19 to 30 Jun 20	\$755.16		\$0.00
14 May 2021	14 May 2021	Tax return Self Man Superfund - Income Tax for the period from 01 Jul 19 to 30 Jun 20		\$755.16	\$755.16 CR



**Australian Government**  
**Australian Taxation Office**

**Agent** SUPERHELP AUSTRALIA PTY LTD  
**Client** CHANG FAMILY SUPER FUND  
**ABN** 19 881 735 525  
**TFN** 32 657 580

## Activity statement 001

<b>Date generated</b>	28 February 2023
<b>Overdue</b>	\$0.00
<b>Not yet due</b>	\$0.00
<b>Balance</b>	\$0.00

## Transactions

10 results found - from **28 February 2021** to **28 February 2023** sorted by **processed date** ordered **newest to oldest**

Processed date	Effective date	Description	Debit (DR)	Credit (CR)	Balance
28 Nov 2022	1 Nov 2022	General interest charge			\$0.00
28 Nov 2022	28 Oct 2022	Credit transferred to Income Tax Account	\$1,295.00		\$0.00
28 Nov 2022	28 Oct 2022	Client initiated amended Activity Statement for the period ending 30 Sep 22 - PAYG Instalments		\$1,321.00	\$1,295.00 CR
25 Nov 2022	1 Nov 2022	General interest charge			\$26.00 DR
25 Nov 2022	28 Jul 2022	Client initiated amended Activity Statement for the period ending 30 Jun 22 - PAYG Instalments		\$1,295.00	\$26.00 DR
1 Nov 2022	1 Nov 2022	General interest charge			\$1,321.00 DR
30 Oct 2022	28 Oct 2022	Original Activity Statement for the period ending 30 Sep 22 - PAYG Instalments	\$1,321.00		\$1,321.00 DR
4 Sep 2022	4 Sep 2022	General interest charge			\$0.00
4 Sep 2022	28 Jul 2022	Original Activity Statement for the period ending 30 Jun 22 - PAYG Instalments	\$1,295.00		\$0.00
11 Jul 2022	8 Jul 2022	Payment received		\$1,295.00	\$1,295.00 CR