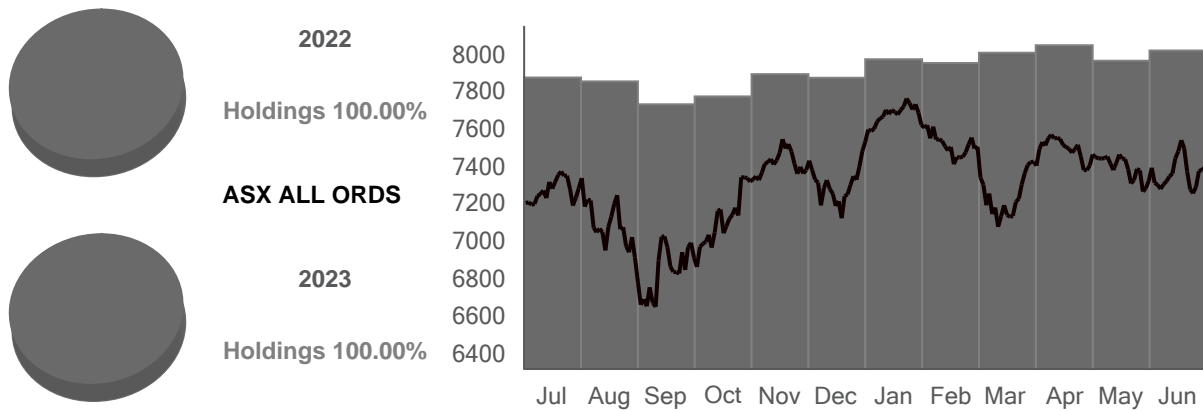


Financial Year Summary

01 Jul 2022 - 30 Jun 2023

Summary Information A/C 198901	+/-	
Holdings valuation at start of period		\$135,796.55
Holdings valuation at end of period	\$12,741.90	\$148,538.45
Portfolio at start of period		\$135,796.55
Portfolio at end of period	\$12,741.90	\$148,538.45
Total portfolio value		\$148,538.45
Total brokerage		\$0.00
Information service fees		\$0.00
Estimated dividends and distributions		\$7,039.35
Estimated franking credits		\$2,113.79



While every effort has been made to provide you with an accurate statement, we give no warranty of accuracy or reliability and take no responsibility for any errors or omissions including negligence by any officers, employees or agents. We encourage you to confirm the information, holdings and valuations contained herein. Information contained in the report may only relate to the period since you commenced our service.

Copyright © 2023 Third Party Platform Pty Limited. All rights reserved.

Macquarie Online Trading is a service provided by Third Party Platform Pty Ltd ("TPP") ABN 74 121 227 905 AFSL No. 314341, at the request of Macquarie Bank Limited ABN 46 008 583 542 AFSL 237502 ("MBL"). TPP is a Participant of the ASX Group. Neither TPP nor MBL are representatives of each other. Some of the fees paid to TPP for the provision of its services will be remitted to MBL. TPP and MBL do not provide personal financial advice in relation to Macquarie Online Trading. You should consider your own financial situation, particular needs and investment objectives before acting on any of the information available on this report.

Holdings valuation

01 Jul 2022 - 30 Jun 2023

Holdings valuation at 1 Jul 2022

\$135,796.55

Equities

ASX code	Description	Quantity	Cost Price	Price	Value
BHP	BHP GROUP FPO	585	\$34.27	\$41.250	\$24,131.25
EDV	ENDEAVOUR FPO	680	\$0.00	\$7.570	\$5,147.60
NCM	NEWCREST FPO	1,390	\$14.41	\$20.890	\$29,037.10
S32	SOUTH32 FPO	585	\$2.43	\$3.940	\$2,304.90
STO	SANTOS FPO	2,475	\$8.09	\$7.420	\$18,364.50
VAP	V300APROP ETF UNITS	385	\$77.86	\$76.000	\$29,260.00
WDS	WOODSIDE FPO	105	\$0.00	\$31.840	\$3,343.20
WOW	WOOLWORTHS FPO	680	\$29.51	\$35.600	\$24,208.00
Sub total					\$135,796.55

Holdings valuation at 30 Jun 2023

\$148,538.45

Equities

ASX code	Description	Quantity	Cost Price	Price	Value
BHP	BHP GROUP FPO	585	\$34.27	\$44.990	\$26,319.15
EDV	ENDEAVOUR FPO	680	\$0.00	\$6.310	\$4,290.80
NCM	NEWCREST FPO	1,390	\$14.41	\$26.420	\$36,723.80
S32	SOUTH32 FPO	585	\$2.43	\$3.760	\$2,199.60
STO	SANTOS FPO	2,475	\$8.09	\$7.520	\$18,612.00
VAP	V300APROP ETF UNITS	385	\$77.86	\$77.300	\$29,760.50
WDS	WOODSIDE FPO	105	\$0.00	\$34.440	\$3,616.20
WOW	WOOLWORTHS FPO	680	\$29.51	\$39.730	\$27,016.40
Sub total					\$148,538.45

While every effort has been made to provide you with an accurate statement, we give no warranty of accuracy or reliability and take no responsibility for any errors or omissions including negligence by any officers, employees or agents. We encourage you to confirm the information, holdings and valuations contained herein. Information contained in the report may only relate to the period since you commenced our service.

Copyright © 2023 Third Party Platform Pty Limited. All rights reserved.

Macquarie Online Trading is a service provided by Third Party Platform Pty Ltd ("TPP") ABN 74 121 227 905 AFSL No. 314341, at the request of Macquarie Bank Limited ABN 46 008 583 542 AFSL 237502 ("MBL"). TPP is a Participant of the ASX Group. Neither TPP nor MBL are representatives of each other. Some of the fees paid to TPP for the provision of its services will be remitted to MBL. TPP and MBL do not provide personal financial advice in relation to Macquarie Online Trading. You should consider your own financial situation, particular needs and investment objectives before acting on any of the information available on this report.

Holdings valuation (continued)

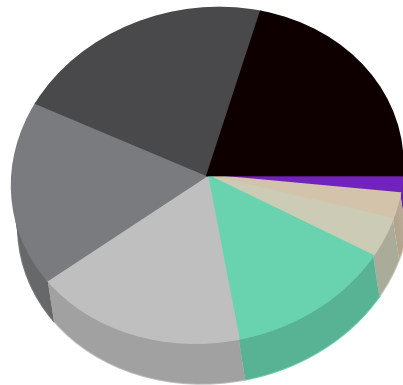
01 Jul 2022 - 30 Jun 2023

Holdings valuation at 1 Jul 2022

\$135,796.55

Holdings composition 1 Jul 2022

VAP 21.55%	BHP 17.77%	WDS 2.46%
NCM 21.38%	STO 13.52%	S32 1.70%
WOW 17.83%	EDV 3.79%	

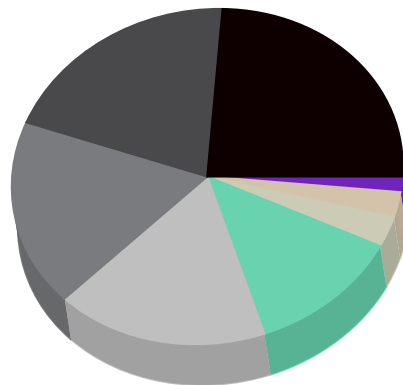


Holdings valuation at 30 Jun 2023

\$148,538.45

Holdings composition 30 Jun 2023

NCM 24.72%	BHP 17.72%	WDS 2.43%
VAP 20.04%	STO 12.53%	S32 1.48%
WOW 18.19%	EDV 2.89%	



While every effort has been made to provide you with an accurate statement, we give no warranty of accuracy or reliability and take no responsibility for any errors or omissions including negligence by any officers, employees or agents. We encourage you to confirm the information, holdings and valuations contained herein. Information contained in the report may only relate to the period since you commenced our service.

Copyright © 2023 Third Party Platform Pty Limited. All rights reserved.

Macquarie Online Trading is a service provided by Third Party Platform Pty Ltd ("TPP") ABN 74 121 227 905 AFSL No. 314341, at the request of Macquarie Bank Limited ABN 46 008 583 542 AFSL 237502 ("MBL"). TPP is a Participant of the ASX Group. Neither TPP nor MBL are representatives of each other. Some of the fees paid to TPP for the provision of its services will be remitted to MBL. TPP and MBL do not provide personal financial advice in relation to Macquarie Online Trading. You should consider your own financial situation, particular needs and investment objectives before acting on any of the information available on this report.

Transaction Summary

01 Jul 2022 - 30 Jun 2023

There is no data for this report.

While every effort has been made to provide you with an accurate statement, we give no warranty of accuracy or reliability and take no responsibility for any errors or omissions including negligence by any officers, employees or agents. We encourage you to confirm the information, holdings and valuations contained herein. Information contained in the report may only relate to the period since you commenced our service.

Copyright © 2023 Third Party Platform Pty Limited. All rights reserved.

Macquarie Online Trading is a service provided by Third Party Platform Pty Ltd ("TPP") ABN 74 121 227 905 AFSL No. 314341, at the request of Macquarie Bank Limited ABN 46 008 583 542 AFSL 237502 ("MBL"). TPP is a Participant of the ASX Group. Neither TPP nor MBL are representatives of each other. Some of the fees paid to TPP for the provision of its services will be remitted to MBL. TPP and MBL do not provide personal financial advice in relation to Macquarie Online Trading. You should consider your own financial situation, particular needs and investment objectives before acting on any of the information available on this report.

Brokerage & information services

01 Jul 2022 - 30 Jun 2023

There is no data for this report.

While every effort has been made to provide you with an accurate statement, we give no warranty of accuracy or reliability and take no responsibility for any errors or omissions including negligence by any officers, employees or agents. We encourage you to confirm the information, holdings and valuations contained herein. Information contained in the report may only relate to the period since you commenced our service.

Copyright © 2023 Third Party Platform Pty Limited. All rights reserved.

Macquarie Online Trading is a service provided by Third Party Platform Pty Ltd ("TPP") ABN 74 121 227 905 AFSL No. 314341, at the request of Macquarie Bank Limited ABN 46 008 583 542 AFSL 237502 ("MBL"). TPP is a Participant of the ASX Group. Neither TPP nor MBL are representatives of each other. Some of the fees paid to TPP for the provision of its services will be remitted to MBL. TPP and MBL do not provide personal financial advice in relation to Macquarie Online Trading. You should consider your own financial situation, particular needs and investment objectives before acting on any of the information available on this report.

Estimated dividends & distributions

01 Jul 2022 - 30 Jun 2023

BHP BHP GROUP LIMITED ORDINARY

Ex div. date	Payment date	Type	Div. amount	Franking %	Balance	Franking credit	Est. dividend
01/09/2022	22/09/2022	Final	\$2.551839	100.00%	585	\$639.78	\$1,492.83
09/03/2023	30/03/2023	Interim	\$1.363636	100.00%	585	\$341.88	\$797.73
Estimated sub total						\$981.66	\$2,290.56

EDV ENDEAVOUR ORDINARY

Ex div. date	Payment date	Type	Div. amount	Franking %	Balance	Franking credit	Est. dividend
31/08/2022	16/09/2022	Final	\$0.077	100.00%	680	\$22.44	\$52.36
21/02/2023	20/03/2023	Interim	\$0.143	100.00%	680	\$41.67	\$97.24
Estimated sub total						\$64.11	\$149.60

NCM NEWCREST MINING ORDINARY

Ex div. date	Payment date	Type	Div. amount	Franking %	Balance	Franking credit	Est. dividend
26/08/2022	29/09/2022	Final	\$0.29163	100.00%	1,390	\$173.73	\$405.37
24/02/2023	30/03/2023	Interim	\$0.521532	100.00%	1,390	\$310.68	\$724.93
Estimated sub total						\$484.41	\$1,130.30

While every effort has been made to provide you with an accurate statement, we give no warranty of accuracy or reliability and take no responsibility for any errors or omissions including negligence by any officers, employees or agents. We encourage you to confirm the information, holdings and valuations contained herein. Information contained in the report may only relate to the period since you commenced our service.

Copyright © 2023 Third Party Platform Pty Limited. All rights reserved.

Macquarie Online Trading is a service provided by Third Party Platform Pty Ltd ("TPP") ABN 74 121 227 905 AFSL No. 314341, at the request of Macquarie Bank Limited ABN 46 008 583 542 AFSL 237502 ("MBL"). TPP is a Participant of the ASX Group. Neither TPP nor MBL are representatives of each other. Some of the fees paid to TPP for the provision of its services will be remitted to MBL. TPP and MBL do not provide personal financial advice in relation to Macquarie Online Trading. You should consider your own financial situation, particular needs and investment objectives before acting on any of the information available on this report.

Estimated dividends & distributions (continued)

01 Jul 2022 - 30 Jun 2023

S32 SOUTH32 LIMITED ORDINARY

Ex div. date	Payment date	Type	Div. amount	Franking %	Balance	Franking credit	Est. dividend
15/09/2022	13/10/2022	Final	\$0.25131	100.00%	585	\$63.01	\$147.02
09/03/2023	06/04/2023	Interim	\$0.073349	100.00%	585	\$18.39	\$42.91
Estimated sub total						\$81.40	\$189.93

STO SANTOS LTD ORDINARY

Ex div. date	Payment date	Type	Div. amount	Franking %	Balance	Franking credit	Est. dividend
22/08/2022	22/09/2022	Interim	\$0.109269	0.00%	2,475	\$0.00	\$270.44
27/02/2023	29/03/2023	Final	\$0.223635	0.00%	2,475	\$0.00	\$553.50
Estimated sub total						\$0.00	\$823.94

VAP VNGD AUS PROP SEC ETF UNITS

Ex div. date	Payment date	Type	Div. amount	Franking %	Balance	Franking credit	Est. dividend
01/07/2022	18/07/2022	Final	\$1.302696	0.00%	385	\$0.00	\$501.54
03/10/2022	18/10/2022	Interim	\$0.578041	6.04%	385	\$5.76	\$222.55
03/01/2023	18/01/2023	Interim	\$0.921021	11.83%	385	\$17.98	\$354.59
03/04/2023	20/04/2023	Interim	\$0.802548	15.87%	385	\$21.02	\$308.98
Estimated sub total						\$44.76	\$1,387.66

While every effort has been made to provide you with an accurate statement, we give no warranty of accuracy or reliability and take no responsibility for any errors or omissions including negligence by any officers, employees or agents. We encourage you to confirm the information, holdings and valuations contained herein. Information contained in the report may only relate to the period since you commenced our service.

Copyright © 2023 Third Party Platform Pty Limited. All rights reserved.

Macquarie Online Trading is a service provided by Third Party Platform Pty Ltd ("TPP") ABN 74 121 227 905 AFSL No. 314341, at the request of Macquarie Bank Limited ABN 46 008 583 542 AFSL 237502 ("MBL"). TPP is a Participant of the ASX Group. Neither TPP nor MBL are representatives of each other. Some of the fees paid to TPP for the provision of its services will be remitted to MBL. TPP and MBL do not provide personal financial advice in relation to Macquarie Online Trading. You should consider your own financial situation, particular needs and investment objectives before acting on any of the information available on this report.

Estimated dividends & distributions (continued)

01 Jul 2022 - 30 Jun 2023

WDS WOODSIDE ENERGY ORDINARY

Ex div. date	Payment date	Type	Div. amount	Franking %	Balance	Franking credit	Est. dividend
08/09/2022	06/10/2022	Interim	\$1.59953	100.00%	105	\$71.98	\$167.95
08/03/2023	05/04/2023	Final	\$2.154399	100.00%	105	\$96.95	\$226.21
Estimated sub total						\$168.93	\$394.16

WOW WOOLWORTHS GROUP LTD ORDINARY

Ex div. date	Payment date	Type	Div. amount	Franking %	Balance	Franking credit	Est. dividend
31/08/2022	27/09/2022	Final	\$0.53	100.00%	680	\$154.46	\$360.40
02/03/2023	13/04/2023	Interim	\$0.46	100.00%	680	\$134.06	\$312.80
Estimated sub total						\$288.52	\$673.20

Estimated total \$2,113.79 \$7,039.35

The information presented in this report is a general estimation and is intended as a guide for indicative purposes only. It is an extrapolation of our understanding of your holdings against publicly available dividend entitlement and payment information. It should not be considered a replacement for your own records. We encourage you to confirm the information and holdings represented here.

While every effort has been made to provide you with an accurate statement, we give no warranty of accuracy or reliability and take no responsibility for any errors or omissions including negligence by any officers, employees or agents. We encourage you to confirm the information, holdings and valuations contained herein. Information contained in the report may only relate to the period since you commenced our service.

Copyright © 2023 Third Party Platform Pty Limited. All rights reserved.

Macquarie Online Trading is a service provided by Third Party Platform Pty Ltd ("TPP") ABN 74 121 227 905 AFSL No. 314341, at the request of Macquarie Bank Limited ABN 46 008 583 542 AFSL 237502 ("MBL"). TPP is a Participant of the ASX Group. Neither TPP nor MBL are representatives of each other. Some of the fees paid to TPP for the provision of its services will be remitted to MBL. TPP and MBL do not provide personal financial advice in relation to Macquarie Online Trading. You should consider your own financial situation, particular needs and investment objectives before acting on any of the information available on this report.