


Balance Sheet

60400 / CBA

Account Number

06 3148 10321836



| Date | Transaction | Debit | Credit | Balance |
|-------------|--|----------|----------|----------------|
| 31 May | Transfer to CBA A/c CommBank app fire services insp | 132.00 | | \$42,140.08 CR |
| 01 Jun | Account Fee | 10.00 | | \$42,130.08 CR |
| 15 Jun | Transfer from CommBank app Rent | | 1,600.00 | \$43,730.08 CR |
| 20 Jun | Direct Credit 011802 Col First State AW091033119304 | | 4,500.00 | \$48,230.08 CR |
| 20 Jun | Transfer to xx2474 CommBank app Super draw down | 4,500.00 | | \$43,730.08 CR |
| 20 Jun | Transfer from CommBank app Rent | | 1,600.00 | \$45,330.08 CR |
| 26 Jun | Transfer from CommBank app Rent | | 1,600.00 | \$46,930.08 CR |
| 26 Jun | Transfer from CommBank app Rent | | 1,600.00 | \$48,530.08 CR |
| 30 Jun 2018 | CLOSING BALANCE | | | \$48,530.08 CR |

| | | | | | | |
|-----------------|---|--------------|---|---------------|---|-----------------|
| Opening balance | - | Total debits | + | Total credits | = | Closing balance |
| \$34,292.08 CR | | \$15,533.10 | | \$29,771.10 | | \$48,530.08 CR |

Transaction Summary during 1st March 2018 to 31st May 2018

| Transaction Type | 01 Mar to 31 Mar | 01 Apr to 30 Apr | 01 May to 31 May | Free | Chargeable | Unit Price | Fee Charged |
|-----------------------------------|------------------------|------------------------|------------------------|----------|------------|----------------|----------------|
| Staff assisted withdrawals | 1 | 0 | 0 | 1 | 0 | \$2.50 | \$0.00 |
| Cheques written | 0 | 0 | 0 | 0 | 0 | \$1.50 | \$0.00 |
| Cheque deposit | 0 | 0 | 0 | 0 | 0 | \$1.50 | \$0.00 |
| Over the counter deposit | 0 | 0 | 0 | 0 | 0 | \$2.50 | \$0.00 |
| Quick deposits | 0 | 0 | 0 | 0 | 0 | \$0.20 | \$0.00 |
| Cheq deposit in quick deposit box | 0 | 0 | 0 | 0 | 0 | \$1.50 | \$0.00 |
| Total | 1 | 0 | 0 | 1 | 0 | | \$0.00 |
| Account Fee | | | | | | \$10.00 | \$30.00 |
| Paper Statement Fee | | | | | | \$2.50 | \$0.00 |



Your Statement

Statement 11 (Page 1 of 2)

Account Number 06 3148 10321836

Statement Period 1 Apr 2018 - 30 Jun 2018

Closing Balance \$48,530.08 CR

Enquiries 13 1998
 (24 hours a day, 7 days a week)



031

THE TRUSTEE
 FACTORY 11 291 WICKHAM RD
 MOORABBIN VIC 3189

Business Transaction Account

If this account has an attached overdraft limit or facility which is secured over your primary place of residence or over a residential investment property you should ensure that the property is insured in accordance with the terms and conditions of the mortgage. If you have any queries about your insurance cover you should contact your insurer. Information on property insurance can also be found on www.moneysmart.gov.au

Name: MISTER CLUTTER BUSTER PTY LTD AS TRUSTEE
 S FOR MISTER CLUTTER BUSTER SUPERANNUATI
 ON FUND

Note: Have you checked your statement today? It's easy to find out more information about each of your transactions by logging on to the CommBank App or NetBank. Should you have any questions on fees or see an error please contact us on the details above. Cheque proceeds are available when cleared.


| Date | Transaction | Debit | Credit | Balance |
|--------|--|----------|----------|----------------|
| 01 Apr | 2018 OPENING BALANCE | | | \$34,292.08 CR |
| 01 Apr | Account Fee | 10.00 | | \$34,282.08 CR |
| 20 Apr | Direct Credit 011802 Col First State AW091033119304 | | 4,500.00 | \$38,782.08 CR |
| 20 Apr | Transfer to xx2474 CommBank app Super drawdown | 4,500.00 | | \$34,282.08 CR |
| 20 Apr | Transfer from CommBank app Rent | | 1,600.00 | \$35,882.08 CR |
| 01 May | Account Fee | 10.00 | | \$35,872.08 CR |
| 01 May | Transfer from CommBank app Rent | | 1,600.00 | \$37,472.08 CR |
| 14 May | Transfer from CommBank app Rent | | 1,600.00 | \$39,072.08 CR |
| 15 May | Transfer to xx2474 CommBank app AAA roller doors | 1,871.10 | | \$37,200.98 CR |
| 15 May | Transfer from CommBank app Reversal aaa dup | | 1,871.10 | \$39,072.08 CR |
| 18 May | Direct Credit 011802 Col First State AW091033119304 | | 4,500.00 | \$43,572.08 CR |
| 18 May | Transfer to xx2474 CommBank app Super drawdown | 4,500.00 | | \$39,072.08 CR |
| 18 May | Transfer from CommBank app Rent | | 1,600.00 | \$40,672.08 CR |
| 22 May | Transfer from CommBank app Rent | | 1,600.00 | \$42,272.08 CR |



*# 2z038.43422.1.2 ZZ256R3 0303 SL.R3.S952.D160.O V06.00.25

Account Number

06 3148 10321836



| Date | Transaction | Debit | Credit | Balance | | | |
|-------------|--|----------|---------------------|----------------|----------------------|----------|------------------------|
| 22 Mar | Transfer to xx2474 CommBank app Super draw down | 4,500.00 | | \$34,292.08 CR | | | |
| 31 Mar 2018 | CLOSING BALANCE | | | \$34,292.08 CR | | | |
| | Opening balance | - | Total debits | + | Total credits | = | Closing balance |
| | \$30,829.28 CR | | \$15,165.70 | | \$18,628.50 | | \$34,292.08 CR |

Transaction Summary during 1st December 2017 to 28th February 2018

| Transaction Type | 01 Dec to 31 Dec | 01 Jan to 31 Jan | 01 Feb to 28 Feb | Free | Chargeable | Unit Price | Fee Charged |
|-----------------------------------|------------------------|------------------------|------------------------|----------|------------|----------------|----------------|
| Staff assisted withdrawals | 0 | 0 | 0 | 0 | 0 | \$2.50 | \$0.00 |
| Cheques written | 0 | 0 | 0 | 0 | 0 | \$1.50 | \$0.00 |
| Cheque deposit | 0 | 0 | 0 | 0 | 0 | \$1.50 | \$0.00 |
| Over the counter deposit | 0 | 0 | 0 | 0 | 0 | \$2.50 | \$0.00 |
| Quick deposits | 0 | 0 | 0 | 0 | 0 | \$0.20 | \$0.00 |
| Cheq deposit in quick deposit box | 0 | 0 | 0 | 0 | 0 | \$1.50 | \$0.00 |
| Total | 0 | 0 | 0 | 0 | 0 | | \$0.00 |
| Account Fee | | | | | | \$10.00 | \$30.00 |
| Paper Statement Fee | | | | | | \$2.50 | \$0.00 |

Introducing the New Payments Platform for Australian Businesses

- A faster, easier way to send and receive real time payments between participating banks
- Transactions completed in less than 60 seconds
- More information included with payments, with up to 280 characters, making reconciliation easier

For more information, visit www.commbank.com.au/npp



Your Statement

Statement 10 (Page 1 of 2)

Account Number 06 3148 10321836

Statement Period 1 Jan 2018 - 31 Mar 2018

Closing Balance \$34,292.08 CR

Enquiries 13 1998
 (24 hours a day, 7 days a week)



031

THE TRUSTEE
 FACTORY 11 291 WICKHAM RD
 MOORABBIN VIC 3189

Business Transaction Account

If this account has an attached overdraft limit or facility which is secured over your primary place of residence or over a residential investment property you should ensure that the property is insured in accordance with the terms and conditions of the mortgage. If you have any queries about your insurance cover you should contact your insurer. Information on property insurance can also be found on www.moneysmart.gov.au

Name: MISTER CLUTTER BUSTER PTY LTD AS TRUSTEE
 S FOR MISTER CLUTTER BUSTER SUPERANNUATI
 ON FUND


Note: Have you checked your statement today? It's easy to find out more information about each of your transactions by logging on to the CommBank App or NetBank. Should you have any questions on fees or see an error please contact us on the details above. Cheque proceeds are available when cleared.

| Date | Transaction | Debit | Credit | Balance |
|--------|--|----------|----------|----------------|
| 01 Jan | 2018 OPENING BALANCE | | | \$30,829.28 CR |
| 01 Jan | Account Fee | 10.00 | | \$30,819.28 CR |
| 19 Jan | Direct Credit 011802 Col First State AW091033119304 | | 4,500.00 | \$35,319.28 CR |
| 23 Jan | Transfer to xx2474 CommBank app Super draw down | 4,500.00 | | \$30,819.28 CR |
| 01 Feb | Account Fee | 10.00 | | \$30,809.28 CR |
| 01 Feb | Transfer from CommBank app Rent | | 1,600.00 | \$32,409.28 CR |
| 08 Feb | Direct Credit 012721 ATO ATO009000009214013 | | 328.50 | \$32,737.78 CR |
| 20 Feb | Direct Credit 011802 Col First State AW091033119304 | | 4,500.00 | \$37,237.78 CR |
| 26 Feb | Transfer to xx2474 CommBank app Super draw down | 4,500.00 | | \$32,737.78 CR |
| 01 Mar | Account Fee | 10.00 | | \$32,727.78 CR |
| 01 Mar | Transfer from CommBank app Rent | | 1,600.00 | \$34,327.78 CR |
| 13 Mar | Wdl Branch Moorabbin | 1,635.70 | | \$32,692.08 CR |
| 18 Mar | Transfer from CommBank app Rent | | 1,600.00 | \$34,292.08 CR |
| 20 Mar | Direct Credit 011802 Col First State AW091033119304 | | 4,500.00 | \$38,792.08 CR |

10099.40012.1.1 ZZ258R3 0303 SL R3.S953.D090.C.V06.00.24

Account Number

06 3148 10321836



| Date | Transaction | Debit | Credit | Balance |
|--------|--|----------|----------|----------------|
| 30 Nov | Transfer to xx2474 CommBank app Roller door motor | 1,871.10 | | \$29,239.28 CR |
| 01 Dec | Account Fee | 10.00 | | \$29,229.28 CR |
| 20 Dec | Direct Credit 011802 Col First State AW091033119304 | | 4,500.00 | \$33,729.28 CR |
| 20 Dec | Transfer to xx2474 CommBank app Super draw down | 4,500.00 | | \$29,229.28 CR |
| 21 Dec | Transfer from CommBank app Rent | | 1,600.00 | \$30,829.28 CR |
| 31 Dec | 2017 CLOSING BALANCE | | | \$30,829.28 CR |

| Opening balance | - | Total debits | + | Total credits | = | Closing balance |
|-----------------|---|--------------|---|---------------|---|-----------------|
| \$32,547.28 CR | | \$20,018.00 | | \$18,300.00 | | \$30,829.28 CR |

Transaction Summary during 1st September 2017 to 30th November 2017

| Transaction Type | 01 Sep to 30 Sep | 01 Oct to 31 Oct | 01 Nov to 30 Nov | Free | Chargeable | Unit Price | Fee Charged |
|-----------------------------------|------------------------|------------------------|------------------------|----------|------------|----------------|----------------|
| Staff assisted withdrawals | 1 | 0 | 0 | 1 | 0 | \$2.50 | \$0.00 |
| Cheques written | 0 | 0 | 0 | 0 | 0 | \$1.50 | \$0.00 |
| Cheque deposit | 0 | 0 | 0 | 0 | 0 | \$1.50 | \$0.00 |
| Over the counter deposit | 0 | 0 | 0 | 0 | 0 | \$2.50 | \$0.00 |
| Quick deposits | 0 | 0 | 0 | 0 | 0 | \$0.20 | \$0.00 |
| Cheq deposit in quick deposit box | 0 | 0 | 0 | 0 | 0 | \$1.50 | \$0.00 |
| Total | 1 | 0 | 0 | 1 | 0 | | \$0.00 |
| Account Fee | | | | | | \$10.00 | \$30.00 |
| Paper Statement Fee | | | | | | \$2.50 | \$0.00 |



Your Statement

Statement 9 (Page 1 of 2)

Account Number 06 3148 10321836

Statement Period 1 Oct 2017 - 31 Dec 2017

Closing Balance \$30,829.28 CR

Enquiries 13 1998
 (24 hours a day, 7 days a week)



031

THE TRUSTEE
 FACTORY 11 291 WICKHAM RD
 MOORABBIN VIC 3189

Business Transaction Account

If this account has an attached overdraft limit or facility which is secured over your primary place of residence or over a residential investment property you should ensure that the property is insured in accordance with the terms and conditions of the mortgage. If you have any queries about your insurance cover you should contact your insurer. Information on property insurance can also be found on www.moneysmart.gov.au

Name: MISTER CLUTTER BUSTER PTY LTD AS TRUSTEE
 S FOR MISTER CLUTTER BUSTER SUPERANNUATI
 ON FUND


Note: Have you checked your statement today? It's easy to find out more information about each of your transactions by logging on to the CommBank App or NetBank. Should you have any questions on fees or see an error please contact us on the details above. Cheque proceeds are available when cleared.

| Date | Transaction | Debit | Credit | Balance |
|-------------|--|----------|----------|----------------|
| 01 Oct 2017 | OPENING BALANCE | | | \$32,547.28 CR |
| 01 Oct | Account Fee | 10.00 | | \$32,537.28 CR |
| 20 Oct | Direct Credit 011802 Col First State AW091033119304 | | 4,500.00 | \$37,037.28 CR |
| 20 Oct | Transfer to xx2474 CommBank app Pension draw down | 4,500.00 | | \$32,537.28 CR |
| 20 Oct | Transfer from CommBank app Rent | | 1,600.00 | \$34,137.28 CR |
| 01 Nov | Account Fee | 10.00 | | \$34,127.28 CR |
| 09 Nov | Transfer to xx2474 CommBank app Roof repairs | 576.40 | | \$33,550.88 CR |
| 09 Nov | Transfer to xx2474 CommBank app Fire Service | 110.00 | | \$33,440.88 CR |
| 14 Nov | Transfer to xx2474 CommBank app Tax audit | 990.00 | | \$32,450.88 CR |
| 14 Nov | Transfer to xx2474 CommBank app Tax Fee | 1,290.50 | | \$31,160.38 CR |
| 14 Nov | Transfer to xx2474 CommBank app Tax agent fees | 1,650.00 | | \$29,510.38 CR |
| 16 Nov | Transfer from CommBank app Rent | | 1,600.00 | \$31,110.38 CR |
| 20 Nov | Direct Credit 011802 Col First State AW091033119304 | | 4,500.00 | \$35,610.38 CR |
| 20 Nov | Transfer to xx2474 CommBank app Pension draw down | 4,500.00 | | \$31,110.38 CR |

*# 1-446.26185.1.1 ZZ258R3 0303SL.R3.S952.D365.O.V06.00.24

Account Number

06 3148 10321836



| Date | Transaction | Debit | Credit | Balance | | | | | | | | | | | | | | |
|--|------------------------------------|---------------------|----------|----------------------|------------------------|------------------------|---------------------|---|----------------------|---|------------------------|----------------|--|-------------|--|-------------|--|----------------|
| 20 Sep | Transfer from CommBank app Rent | | 1,600.00 | \$32,547.28 CR | | | | | | | | | | | | | | |
| 30 Sep | 2017 CLOSING BALANCE | | | \$32,547.28 CR | | | | | | | | | | | | | | |
| <table border="0" style="width: 100%;"> <tr> <td style="text-align: right;">Opening balance</td> <td style="text-align: center;">-</td> <td style="text-align: right;">Total debits</td> <td style="text-align: center;">+</td> <td style="text-align: right;">Total credits</td> <td style="text-align: center;">=</td> <td style="text-align: right;">Closing balance</td> </tr> <tr> <td style="text-align: right;">\$28,055.78 CR</td> <td></td> <td style="text-align: right;">\$13,808.50</td> <td></td> <td style="text-align: right;">\$18,300.00</td> <td></td> <td style="text-align: right;">\$32,547.28 CR</td> </tr> </table> | | | | | Opening balance | - | Total debits | + | Total credits | = | Closing balance | \$28,055.78 CR | | \$13,808.50 | | \$18,300.00 | | \$32,547.28 CR |
| Opening balance | - | Total debits | + | Total credits | = | Closing balance | | | | | | | | | | | | |
| \$28,055.78 CR | | \$13,808.50 | | \$18,300.00 | | \$32,547.28 CR | | | | | | | | | | | | |

Transaction Summary during 1st June 2017 to 31st August 2017

| Transaction Type | 01 Jun to 30 Jun | 01 Jul to 31 Jul | 01 Aug to 31 Aug | Free | Chargeable | Unit Price | Fee Charged |
|-----------------------------------|------------------------|------------------------|------------------------|----------|------------|----------------|----------------|
| Staff assisted withdrawals | 1 | 0 | 0 | 1 | 0 | \$2.50 | \$0.00 |
| Cheques written | 0 | 0 | 0 | 0 | 0 | \$1.50 | \$0.00 |
| Cheque deposit | 0 | 0 | 0 | 0 | 0 | \$1.50 | \$0.00 |
| Over the counter deposit | 0 | 0 | 0 | 0 | 0 | \$2.50 | \$0.00 |
| Quick deposits | 0 | 0 | 0 | 0 | 0 | \$0.20 | \$0.00 |
| Cheq deposit in quick deposit box | 0 | 0 | 0 | 0 | 0 | \$1.50 | \$0.00 |
| Total | 1 | 0 | 0 | 1 | 0 | | \$0.00 |
| Account Fee | | | | | | \$10.00 | \$30.00 |
| Paper Statement Fee | | | | | | \$2.50 | \$0.00 |



Your Statement

Statement 8 (Page 1 of 2)

Account Number 06 3148 10321836

Statement Period 1 Jul 2017 - 30 Sep 2017

Closing Balance \$32,547.28 CR

Enquiries 13 1998
 (24 hours a day, 7 days a week)



031

THE TRUSTEE
 FACTORY 11 291 WICKHAM RD
 MOORABBIN VIC 3189

Business Transaction Account

If this account has an attached overdraft limit or facility which is secured over your primary place of residence or over a residential investment property you should ensure that the property is insured in accordance with the terms and conditions of the mortgage. If you have any queries about your insurance cover you should contact your insurer. Information on property insurance can also be found on www.moneysmart.gov.au

Name: MISTER CLUTTER BUSTER PTY LTD AS TRUSTEE
 S FOR MISTER CLUTTER BUSTER SUPERANNUATI
 ON FUND

Note: Please check that the entries listed on this statement are correct. For further information on your account including; details of features, fees, any errors or complaints, please contact us on the details above. Proceeds of cheques are not available until cleared.

| Date | Transaction | Debit | Credit | Balance |
|--------|--|----------|----------|----------------|
| 01 Jul | 2017 OPENING BALANCE | | | \$28,055.78 CR |
| 01 Jul | Account Fee | 10.00 | | \$28,045.78 CR |
| 20 Jul | Direct Credit 011802 Col First State AW091033119304 | | 4,500.00 | \$32,545.78 CR |
| 27 Jul | Ad Hoc Paper Statement Fee | 10.00 | | \$32,535.78 CR |
| 27 Jul | Transfer to xx2474 CommBank app Pension draw down | 4,500.00 | | \$28,035.78 CR |
| 27 Jul | Transfer from CommBank app Rent | | 1,600.00 | \$29,635.78 CR |
| 01 Aug | Account Fee | 10.00 | | \$29,625.78 CR |
| 18 Aug | Direct Credit 011802 Col First State AW091033119304 | | 4,500.00 | \$34,125.78 CR |
| 22 Aug | Transfer to xx2474 CommBank app Pension draw down | 4,500.00 | | \$29,625.78 CR |
| 27 Aug | Transfer from CommBank app Rent | | 1,600.00 | \$31,225.78 CR |
| 01 Sep | Account Fee | 10.00 | | \$31,215.78 CR |
| 15 Sep | Wdl Branch Moorabbin | 268.50 | | \$30,947.28 CR |
| 20 Sep | Direct Credit 011802 Col First State AW091033119304 | | 4,500.00 | \$35,447.28 CR |
| 20 Sep | Transfer to xx2474 CommBank app Pension draw down | 4,500.00 | | \$30,947.28 CR |

*# 17838.44738.1.1 ZZ258R3 0303 SL.R3.S951.D266.O V06.00.Z2

74700

MISTER CLUTTER BUSTER PTY LTD
 Simon Cammiss, Commonwealth Financial Planning Limited
 Adviser contact number: 0406 537 398



Statement Report - FirstChoice Wholesale Investments

Report period: 01 July 2017 to 30 June 2018
Date prepared: 29 May 2019

| Your details | | As at date prepared | |
|-----------------------|---|------------------------|----------------|
| Address: | 11/291 WICKHAM ROAD MOORABBIN VIC 3189 | Account number: | 0910 3311 9304 |
| Email Address: | srooney2319@gmail.com | Home: | |
| | | Work: | |
| | | Mobile: | 0411 282 336 |
| | | Fax: | |
| | | TFN Status: UT | Not Supplied |

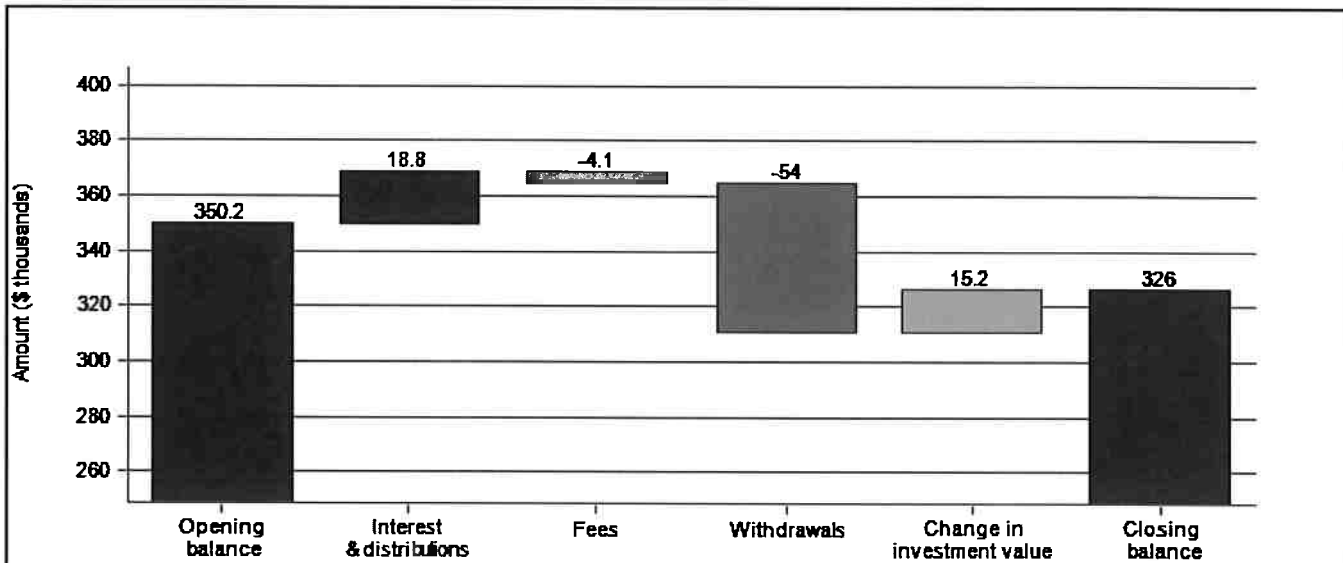
| Your account valuation | | | | | | As at: 30/06/2018 |
|--|-------------|-----------------|---------------------|--------------|--------------------|-------------------|
| Investment options | Units | Unit price (\$) | Option value(\$) | Allocation % | Distributions (\$) | |
| Bennelong Wsale Ex-20 Aus Equi | 25,901.1802 | 1.6154 | 41,840.77 | 12.8 | 1,526.59 | |
| CFS Wsale Global Listed Infrastructure | 56,685.6238 | 0.8712 | 49,384.52 | 15.2 | 3,190.42 | |
| Fidelity Wsale Aust Equities | 39,364.7526 | 1.1789 | 46,407.11 | 14.2 | 1,857.41 | |
| Invest Mutual Wsale Aust Share | 26,644.8057 | 1.6828 | 44,837.88 | 13.8 | 2,730.45 | |
| Magellan Wsale Global Share | 25,230.6198 | 2.1007 | 53,001.96 | 16.3 | 2,755.60 | |
| MFS Wsale Global Equity | 32,974.0720 | 1.1699 | 38,576.37 | 11.8 | 1,535.90 | |
| Platinum Wsale International | 21,310.3437 | 1.7496 | 37,284.58 | 11.4 | 3,959.23 | |
| UBS Wsale Div Fixed Income | 13,412.9854 | 1.0970 | 14,714.04 | 4.5 | 507.59 | |
| Account value | | | \$326,047.23 | 100% | \$18,063.19 | |

Total 241,524.383 units ✓
\$ 1,349,557.5/unit.

The Distribution details shown are for the reporting period selected.
 Distribution method: Reinvested

| Your account summary | | Start: 01/07/2017 End: 30/06/2018 |
|---|--|-----------------------------------|
| Opening balance as at 1 July 2017 | | \$ 350,226.44 |
| Your investments | | |
| Distribution(s) | | 18,763.84 |
| Your withdrawals | | |
| Redemptions | | -54,000.00 |
| Fees | | |
| Adviser service fee | | -4,099.92 |
| Change in investment value | | 15,156.87 |
| The increase or decrease in the value of the investment over the report period. | | |
| Closing balance as at 30 June 2018 | | \$ 326,047.23 |

A/C 30/06/18 ✓



Notes:

- Figures in this chart are shown to the nearest \$100. Figures rounded to \$0 are not shown.
- Transactions processed in the last 24 hours may not be shown.
- Insurance premiums are included in the chart as Withdrawals.
- Adjustment amounts (if applicable) are included in the Investment, Withdrawal or Interest & distributions sections of the chart.

Your investment selection

As at date prepared

You have selected to have your future investments invested as shown below:

Investment option(s)

- Platinum Wsale International
- CFS Wsale Global Listed Infrastructure
- Magellan Wsale Global Share
- Bennelong Wsale Ex-20 Aus Equi
- Lazard WS Select Australian Equity
- CFS Wsale Index Aust Share
- CFS Wsale Index Global Share
- OC Wsale Prem Small Companies
- Pendal WS Global Em Market Opp

| Investment selection (%) | |
|--|-------------|
| Platinum Wsale International | 9.0 |
| CFS Wsale Global Listed Infrastructure | 10.0 |
| Magellan Wsale Global Share | 9.0 |
| Bennelong Wsale Ex-20 Aus Equi | 8.0 |
| Lazard WS Select Australian Equity | 9.0 |
| CFS Wsale Index Aust Share | 23.0 |
| CFS Wsale Index Global Share | 22.0 |
| OC Wsale Prem Small Companies | 5.0 |
| Pendal WS Global Em Market Opp | 5.0 |
| Total | 100% |

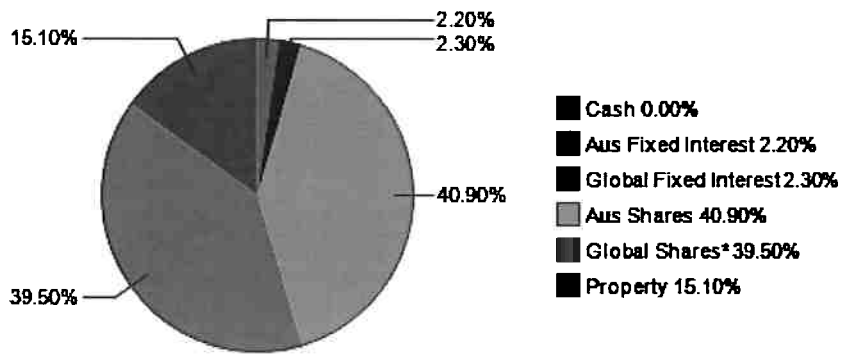
Your asset allocation

As at: 30/06/2018

Current

| Investment options | Option value (\$) | Cash (%) | | Fixed interest (%) | | Shares (%) | | Property(%) |
|--|-------------------|----------|-----|--------------------|--------|------------|----------|-------------|
| | | | | Aus | Global | Aus | Global * | |
| Bennelong Wsale Ex-20 Aus Equi | 41,840.77 | 0.0 | 0.0 | 0.0 | 0.0 | 12.9 | 0.0 | 0.0 |
| CFS Wsale Global Listed Infrastructure | 49,384.52 | 0.0 | 0.0 | 0.0 | 0.0 | 0.0 | 0.0 | 15.1 |
| CFS Wsale Index Aust Share | 0.00 | 0.0 | 0.0 | 0.0 | 0.0 | 0.0 | 0.0 | 0.0 |
| CFS Wsale Index Global Share | 0.00 | 0.0 | 0.0 | 0.0 | 0.0 | 0.0 | 0.0 | 0.0 |
| Fidelity Wsale Aust Equities | 46,407.11 | 0.0 | 0.0 | 0.0 | 0.0 | 14.2 | 0.0 | 0.0 |
| Invest Mutual Wsale Aust Share | 44,837.88 | 0.0 | 0.0 | 0.0 | 0.0 | 13.8 | 0.0 | 0.0 |
| Lazard WS Select Australian Equity | 0.00 | 0.0 | 0.0 | 0.0 | 0.0 | 0.0 | 0.0 | 0.0 |
| Magellan Wsale Global Share | 53,001.96 | 0.0 | 0.0 | 0.0 | 0.0 | 0.0 | 16.3 | 0.0 |
| MFS Wsale Global Equity | 38,576.37 | 0.0 | 0.0 | 0.0 | 0.0 | 0.0 | 11.8 | 0.0 |
| OC Wsale Prem Small Companies | 0.00 | 0.0 | 0.0 | 0.0 | 0.0 | 0.0 | 0.0 | 0.0 |
| Pendal WS Global Em Market Opp | 0.00 | 0.0 | 0.0 | 0.0 | 0.0 | 0.0 | 0.0 | 0.0 |
| Platinum Wsale International | 37,284.58 | 0.0 | 0.0 | 0.0 | 0.0 | 0.0 | 11.4 | 0.0 |

| | | | | | | | |
|---------------------------------|---------------------|------------|------------|------------|-------------|-------------|-------------|
| UBS Wsale Div Fixed Income | 14,714.04 | 0.0 | 2.2 | 2.3 | 0.0 | 0.0 | 0.0 |
| Total account allocation | \$326,047.23 | 0.0 | 2.2 | 2.3 | 40.9 | 39.5 | 15.1 |



* The asset type includes allocations to alternatives
Note: These figures are calculated based on the percentage of your account(s) invested in each option as at 30/06/2018 and the benchmark asset allocation for each option as shown in the latest Product Disclosure Statement (PDS). The actual allocation may vary slightly from this.

Your investment manager allocation As at: 30/06/2018

| Investment manager | % |
|----------------------|------|
| Magellan | 16.4 |
| Colonial First State | 15.1 |
| Fidelity | 14.2 |
| Investors Mutual | 13.8 |
| Benneelong | 12.8 |
| MFS | 11.8 |
| Platinum | 11.4 |
| UBS | 4.5 |

Note: These figures are calculated based on the percentage of your account(s) invested in each option as at 30/06/2018 and the benchmark manager allocation shown in the fund profiles, available at colonialfirststate.com.au. The actual allocation may vary slightly from this.

Your transactions Start: 01/07/2017 End: 30/06/2018

| Date | Transaction description | Gross (\$) | Fees/Taxes (\$) | Net (\$) |
|------------|-------------------------------|------------|-----------------|-----------|
| 03/07/2017 | Adviser Service Fee - Ongoing | -341.66 | 0.00 | -341.66 |
| 20/07/2017 | Auto withdrawal | -4,500.00 | 0.00 | -4,500.00 |
| 01/08/2017 | Adviser Service Fee - Ongoing | -341.66 | 0.00 | -341.66 |
| 20/08/2017 | Auto withdrawal | -4,500.00 | 0.00 | -4,500.00 |
| 01/09/2017 | Adviser Service Fee - Ongoing | -341.66 | 0.00 | -341.66 |
| 20/09/2017 | Auto withdrawal | -4,500.00 | 0.00 | -4,500.00 |
| 24/09/2017 | Distribution | 1,362.05 | 0.00 | 1,362.05 |
| 03/10/2017 | Adviser Service Fee - Ongoing | -341.66 | 0.00 | -341.66 |
| 20/10/2017 | Auto withdrawal | -4,500.00 | 0.00 | -4,500.00 |
| 01/11/2017 | Adviser Service Fee - Ongoing | -341.66 | 0.00 | -341.66 |
| 20/11/2017 | Auto withdrawal | -4,500.00 | 0.00 | -4,500.00 |
| 01/12/2017 | Adviser Service Fee - Ongoing | -341.66 | 0.00 | -341.66 |
| 17/12/2017 | Distribution | 2,546.65 | 0.00 | 2,546.65 |

| Date | Transaction description | Gross (\$) | Fees/Taxes (\$) | Net (\$) |
|------------|-------------------------------|------------|-----------------|------------|
| 20/12/2017 | Auto withdrawal | -4,500.00 | 0.00 | -4,500.00 |
| 02/01/2018 | Adviser Service Fee - Ongoing | -341.66 | 0.00 | -341.66 |
| 20/01/2018 | Auto withdrawal | -4,500.00 | 0.00 | -4,500.00 |
| 01/02/2018 | Adviser Service Fee - Ongoing | -341.66 | 0.00 | -341.66 |
| 20/02/2018 | Auto withdrawal | -4,500.00 | 0.00 | -4,500.00 |
| 01/03/2018 | Adviser Service Fee - Ongoing | -341.66 | 0.00 | -341.66 |
| 06/03/2018 | Switch out - Rebalance | -55,523.47 | 0.00 | -55,523.47 |
| 06/03/2018 | Switch in - Rebalance | 55,523.47 | 0.00 | 55,523.47 |
| 20/03/2018 | Auto withdrawal | -4,500.00 | 0.00 | -4,500.00 |
| 25/03/2018 | Distribution | 1,315.68 | 0.00 | 1,315.68 |
| 03/04/2018 | Adviser Service Fee - Ongoing | -341.66 | 0.00 | -341.66 |
| 20/04/2018 | Auto withdrawal | -4,500.00 | 0.00 | -4,500.00 |
| 01/05/2018 | Adviser Service Fee - Ongoing | -341.66 | 0.00 | -341.66 |
| 20/05/2018 | Auto withdrawal | -4,500.00 | 0.00 | -4,500.00 |
| 01/06/2018 | Adviser Service Fee - Ongoing | -341.66 | 0.00 | -341.66 |
| 20/06/2018 | Auto withdrawal | -4,500.00 | 0.00 | -4,500.00 |
| 30/06/2018 | Distribution | 13,539.46 | 0.00 | 13,539.46 |

Note: Adviser Service Fee – Ongoing amounts displayed can include both dollar and percentage-based ongoing adviser service fees deducted from your account.

Your performance

| Investment options | From | To | For period selected* | 3 months | 6 months | 1 year | 2 years* | 3 years* |
|----------------------------|--------------------|--------------------|----------------------|-------------|-------------|--------|----------|----------|
| | | | % | % | % | % | % | % |
| Lazard Sit Aus Equi | 23 Apr 2019 | 30 Jun 2018 | - | - | - | - | - | - |
| Fidelity Aus Equity | 01 Jul 2017 | 30 Jun 2018 | 13.75 | 10.33 | 4.54 | - | - | - |
| MFS Global Equity | 01 Jul 2017 | 30 Jun 2018 | 8.71 | 3.84 | 3.57 | - | - | - |
| UBS Div Fixed Inc | 01 Jul 2017 | 30 Jun 2018 | 2.78 | 0.48 | 0.81 | - | - | - |
| Platinum Int'l | 06 Mar 2018 | 30 Jun 2018 | -0.05 | 0.13 | - | - | - | - |
| Inv Mutual Aust Shr | 01 Jul 2017 | 30 Jun 2018 | 4.72 | 5.23 | 1.01 | - | - | - |
| CFS Index Aust Share | 23 Apr 2019 | 30 Jun 2018 | - | - | - | - | - | - |
| CFS Index Global Shr | 23 Apr 2019 | 30 Jun 2018 | - | - | - | - | - | - |
| CFS Global Lis Infra | 01 Jul 2017 | 30 Jun 2018 | 2.78 | 5.27 | 0.07 | - | - | - |
| Magellan Glb Share | 01 Jul 2017 | 30 Jun 2018 | 16.62 | 7.57 | 8.10 | - | - | - |
| Benn ex-20 Aust Equi | 01 Jul 2017 | 30 Jun 2018 | 27.98 | 12.51 | 9.61 | - | - | - |
| OC Prem Small Comp | 23 Apr 2019 | 30 Jun 2018 | - | - | - | - | - | - |
| Pendal Glb Em Mkt Op | 23 Apr 2019 | 30 Jun 2018 | - | - | - | - | - | - |
| Acadian Aust MV Eq | 01 Jul 2017 | 06 Mar 2018 | 4.39 | - | - | - | - | - |
| FirstRate Saver | 21 Mar 2019 | 30 Jun 2018 | - | - | - | - | - | - |
| Overall performance | 01 Jul 2017 | 30 Jun 2018 | 10.54 | 6.17 | 3.35 | - | - | - |

* For periods over 12 months the performance figures are annualised.

Note: The figures above include an income tax adjustment where the offering is a superannuation offering.

The performance calculation for interest-bearing options does not include interest until it has been credited. This may have a significant impact on the results when using short-term reporting periods.

Your unrealised gain/loss summary

| | | Unrealised gain/(loss) less than 12 months \$ | Unrealised gain/(loss) Indexed \$ | Unrealised gain/(loss) 12 months or more \$ |
|---|-------------------------|---|--|---|
| FirstChoice Wholesale Investments 0910 3311 9304 | | | | |
| Tax Status / Rate Superannuation 66.67% | | | | |
| Lazard WS Select Aust Equity | Gross Gains | \$ - | - | - |
| | Discounted Gains | \$ - | - | - |
| | Gross Losses | -\$ (413.25) | - | - |
| Platinum Wsale International | Gross Gains | \$ 73.22 | - | - |
| | Discounted Gains | \$ - | - | - |
| | Gross Losses | -\$ (194.58) | - | (4,030.40) |
| CFS Wsale Index Aust Share | Gross Gains | \$ 1,879.98 | - | - |
| | Discounted Gains | \$ - | - | - |
| | Gross Losses | -\$ - | - | - |
| CFS Wsale Index Global Share | Gross Gains | \$ - | - | - |
| | Discounted Gains | \$ - | - | - |
| | Gross Losses | -\$ (802.84) | - | - |
| CFS Wsale Global Listed Infrastructure | Gross Gains | \$ 284.23 | - | 1,455.06 |
| | Discounted Gains | \$ - | - | 970.09 |
| | Gross Losses | -\$ - | - | (790.76) |
| Magellan Wsale Global Share | Gross Gains | \$ 445.22 | - | 5,038.73 |
| | Discounted Gains | \$ - | - | 3,359.32 |
| | Gross Losses | -\$ - | - | - |
| Bennelong Wsale Ex-20 Aus Equi | Gross Gains | \$ 12.70 | - | 2,123.19 |
| | Discounted Gains | \$ - | - | 1,415.53 |
| | Gross Losses | -\$ (126.22) | - | (9.14) |
| OC Wsale Prem Small Companies | Gross Gains | \$ - | - | - |
| | Discounted Gains | \$ - | - | - |
| | Gross Losses | -\$ (275.69) | - | - |
| Pendal WS Global Em Market Opp | Gross Gains | \$ - | - | - |
| | Discounted Gains | \$ - | - | - |
| | Gross Losses | -\$ (530.46) | - | - |
| Total | Gross Gains | \$ 2,695.35 | - | 8,616.98 |
| | Discounted Gains | \$ - | - | 5,744.94 |
| | Gross Losses | -\$ (2,343.04) | - | (4,830.30) |

Your unrealised gain/loss report is Colonial First State's estimate of your Unrealised CGT liability as at the date shown on the front page.

Your realised gain/loss report is Colonial First State's estimate of your Realised CGT liability in the financial year shown on the report and has been calculated using the First In, First Out (FIFO) method.

Whilst all care and reasonable steps have been taken to ensure that this information is accurate and up-to-date, we however will not accept any liability for errors or omissions or for loss or damage suffered as a result of reliance on it.

You may choose to use this estimate or perform your own calculation.

In the Summary section, for both the 'Unrealised & Realised reports', Gross and Discounted Gain, as well as Gross Loss figures are shown. A Discounted Gain is calculated after applying the applicable Tax Status Rate to the Gross Gain. The Total shows your total Gross Gains, Discounted Gains and Gross Losses across all your investment option(s).

In the Detail section, for both the 'Unrealised & Realised reports' only Discounted Gain and Gross Loss figures are shown against each parcel of units purchased. However, both the Option Summary and Total figures show your total Gross Gains, Discounted Gains and Gross Losses across all your investment option(s).

NOTE: These reports do not take into account any tax deferred, return of capital or tax free income components in respect of income distributions for the current financial year which are only finalised after the end of each financial year.

Your unrealised gain/loss detail

| Investment options | Purchase date | Units | Purchase cost | Revised cost base | Current value | Unrealised gain/(loss) less than 12 months | Unrealised gain/(loss) indexed | Unrealised discounted gain/(loss) 12 months or more |
|--|-------------------------|-------------|---------------|-------------------|---------------|--|--------------------------------|---|
| Lazard WS Select Aust Equity | 23 Apr 2019 | 22,458.9758 | \$ 30,232.02 | \$ 30,232.03 | \$ 29,818.78 | \$ (413.25) | \$ 0.00 | \$ 0.00 |
| Option summary | Gross Gains | | | | \$ - | - | - | - |
| | Discounted Gains | | | | \$ - | - | - | - |
| | Gross Losses | | | | -\$ (413.25) | - | - | - |
| Platinum Wsale International | 06 Mar 2018 | 14,326.6176 | 28,080.17 | 27,924.33 | 23,893.93 | 0.00 | 0.00 | (4,030.40) |
| | 30 Jun 2018 | 2,257.2577 | 3,959.23 | 3,959.23 | 3,764.65 | (194.58) | 0.00 | 0.00 |
| | 16 Dec 2018 | 611.2532 | 946.22 | 946.22 | 1,019.44 | 73.22 | 0.00 | 0.00 |
| Option summary | Gross Gains | | | | \$ 73.22 | - | - | - |
| | Discounted Gains | | | | \$ - | - | - | - |
| | Gross Losses | | | | -\$ (194.58) | - | - | (4,030.40) |
| CFS Wsale Index Aust Share | 23 Apr 2019 | 64,162.9481 | 77,277.85 | 77,277.85 | 79,157.83 | 1,879.98 | 0.00 | 0.00 |
| Option summary | Gross Gains | | | | \$ 1,879.98 | - | - | - |
| | Discounted Gains | | | | \$ - | - | - | - |
| | Gross Losses | | | | -\$ - | - | - | - |
| CFS Wsale Index Global Share | 23 Apr 2019 | 42,932.7048 | 73,891.47 | 73,891.48 | 73,088.64 | (802.84) | 0.00 | 0.00 |
| Option summary | Gross Gains | | | | \$ - | - | - | - |
| | Discounted Gains | | | | \$ - | - | - | - |
| | Gross Losses | | | | -\$ (802.84) | - | - | - |
| CFS Wsale Global Listed Infrastructure | 14 Jun 2017 | 14,138.3199 | 14,402.70 | 14,376.27 | 13,585.51 | 0.00 | 0.00 | (790.76) |
| | 30 Jun 2017 | 3,669.1740 | 3,380.41 | 3,376.69 | 3,525.70 | 0.00 | 0.00 | 99.34 |
| | 17 Dec 2017 | 896.6333 | 841.58 | 840.95 | 861.57 | 0.00 | 0.00 | 13.75 |

| Investment options | Purchase date | Units | Purchase cost | Revised cost base | Current value | Unrealised gain/(loss) less than 12 months | Unrealised gain/(loss) indexed | Unrealised discounted gain/(loss) 12 months or more |
|--|-------------------------|-------------|---------------|-------------------|---------------|--|--------------------------------|---|
| | | | \$ | \$ | \$ | \$ | \$ | \$ |
| | 06 Mar 2018 | 13,718.4123 | 11,906.21 | 11,896.52 | 13,182.02 | 0.00 | 0.00 | 857.00 |
| | 30 Jun 2018 | 2,689.3062 | 2,348.84 | 2,348.84 | 2,584.15 | 235.31 | 0.00 | 0.00 |
| | 16 Dec 2018 | 545.4660 | 475.21 | 475.21 | 524.13 | 48.92 | 0.00 | 0.00 |
| Option summary | Gross Gains | | | | | \$ 284.23 | - | 1,455.06 |
| | Discounted Gains | | | | | \$ - | - | 970.09 |
| | Gross Losses | | | | | -\$ - | - | (790.76) |
| Magellan Wsale Global Share | 14 Jun 2017 | 10,315.0699 | 20,510.48 | 20,469.05 | 24,993.41 | 0.00 | 0.00 | 3,016.24 |
| | 30 Jun 2017 | 975.1803 | 1,852.16 | 1,848.24 | 2,362.86 | 0.00 | 0.00 | 343.08 |
| | 30 Jun 2018 | 1,310.4432 | 2,755.60 | 2,755.60 | 3,175.20 | 419.60 | 0.00 | 0.00 |
| | 16 Dec 2018 | 88.4879 | 188.78 | 188.78 | 214.40 | 25.62 | 0.00 | 0.00 |
| Option summary | Gross Gains | | | | | \$ 445.22 | - | 5,038.73 |
| | Discounted Gains | | | | | \$ - | - | 3,359.32 |
| | Gross Losses | | | | | -\$ - | - | - |
| Bennelong Wsale Ex-20 Aus Equi | 14 Jun 2017 | 17,457.6520 | 23,232.64 | 23,029.94 | 25,104.10 | 0.00 | 0.00 | 1,382.77 |
| | 30 Jun 2017 | 298.9469 | 391.74 | 388.27 | 429.88 | 0.00 | 0.00 | 27.74 |
| | 24 Sep 2017 | 64.8935 | 86.49 | 85.78 | 93.31 | 0.00 | 0.00 | 5.02 |
| | 17 Dec 2017 | 75.5306 | 112.82 | 112.05 | 108.61 | 0.00 | 0.00 | (3.44) |
| | 25 Mar 2018 | 158.5065 | 234.97 | 233.63 | 227.93 | 0.00 | 0.00 | (5.70) |
| | 30 Jun 2018 | 674.5153 | 1,092.31 | 1,092.31 | 969.95 | (122.36) | 0.00 | 0.00 |
| | 16 Sep 2018 | 32.4191 | 50.47 | 50.47 | 46.61 | (3.86) | 0.00 | 0.00 |
| | 16 Dec 2018 | 72.6917 | 96.52 | 96.52 | 104.53 | 8.01 | 0.00 | 0.00 |
| | 31 Mar 2019 | 81.8267 | 112.97 | 112.97 | 117.66 | 4.69 | 0.00 | 0.00 |
| Option summary | Gross Gains | | | | | \$ 12.70 | - | 2,123.19 |
| | Discounted Gains | | | | | \$ - | - | 1,415.53 |
| | Gross Losses | | | | | -\$ (126.22) | - | (9.14) |
| OC Wsale Prem Small Companies | 23 Apr 2019 | 12,882.9449 | 16,791.63 | 16,791.63 | 16,515.94 | (275.69) | 0.00 | 0.00 |
| Option summary | Gross Gains | | | | | \$ - | - | - |
| | Discounted Gains | | | | | \$ - | - | - |
| | Gross Losses | | | | | -\$ (275.69) | - | - |
| Pendal WS Global Em Market Opp | 23 Apr 2019 | 16,172.5442 | 16,788.71 | 16,788.72 | 16,258.26 | (530.46) | 0.00 | 0.00 |
| Option summary | Gross Gains | | | | | \$ - | - | - |
| | Discounted Gains | | | | | \$ - | - | - |
| | Gross Losses | | | | | -\$ (530.46) | - | - |
| Account capital gain / (loss) total | Gross Gains | | | | | \$ 2,695.35 | - | 8,616.98 |
| | Discounted Gains | | | | | \$ - | - | 5,744.94 |
| | Gross Losses | | | | | -\$ (2,343.04) | - | (4,830.30) |

We take reasonable steps to ensure that this information is accurate and up-to-date; however we will not accept any liability for errors or omissions or for loss or damage suffered as a result of reliance on it.

Copyright © 2012 all rights reserved Colonial First State Investments Limited ABN 98 002 348 352, AFS Licence 232468 (Colonial First State) is the issuer of interests in FirstChoice Personal Super, FirstChoice Wholesale Personal Super, FirstChoice Pension, FirstChoice Wholesale Pension and FirstChoice Employer Super from the Colonial First State FirstChoice Superannuation Trust ABN 26 458 298 557 and interests in the Rollover & Superannuation Fund and the Personal Pension Plan from the Colonial First State Rollover & Superannuation Fund ABN 88 854 638 840 and interests in the Colonial First State Pooled Superannuation Trust ABN 51 982 884 624. FirstRate Term Deposits, FirstRate Saver and FirstChoice Margin Lending (made available through Colonial First State's FirstChoice Investments and FirstChoice Wholesale Investments) are products of the Commonwealth Bank of Australia ABN 48 123 123 124 AFSL 234945 (CBA), administered by Colonial First State. For FirstChoice Personal Super, FirstChoice Wholesale Personal Super, FirstChoice Employer Super, FirstChoice Pension and FirstChoice Wholesale Pension, FirstRate Saver and FirstRate Term Deposits are held with CBA by the super fund on behalf of those members who take up this option. FirstWrap is operated by Avanteos Investments Limited ABN 20 096 259 979, AFSL 245531 (Avanteos). Avanteos is the trustee of the Avanteos Superannuation trust ABN 38 876 896 681.

77250

PRICE ESTIMATE \$476,354

11/291 Wickham Rd, Moorabbin VIC 3189

🏠 📍 📅 📄



Property Details

11/291 Wickham Rd, Moorabbin is a 1 bedroom, 1 bathroom Unit with 1 parking space and was built in 2006. While the property is not currently for sale or for rent, it was last sold for \$410,000 in December 2015.

| | |
|---------------|----------------|
| Building Type | Unit |
| Lot/Plan | 11/P5539205 |
| Year Built | 2006 |
| Zoning | Industrial - I |

Valuation Estimate

How much is 11/291 Wickham Rd, Moorabbin worth?

Last updated 06 JUN 2018 | About property estimates



\$435,239.18 ✓

8000

Mister Clutter Buster Superannuation Fund

Statement of Taxable Income

For the year ended 30 June 2018

| | 2018 |
|--|------------------|
| | \$ |
| Benefits accrued as a result of operations | (14,219.90) |
| Less | |
| Increase in MV of investments | 36,209.42 |
| Realised Accounting Capital Gains | (21,052.46) |
| Accounting Trust Distributions | 18,763.84 |
| Non Taxable Contributions | 328.50 |
| | <u>34,249.30</u> |
| Add | |
| Pension Payments | 54,000.00 |
| Franking Credits | 1,512.43 |
| Foreign Credits | 551.76 |
| Taxable Trust Distributions | 2,942.40 |
| Distributed Foreign income | 1,368.78 |
| | <u>60,375.37</u> |
| SMSF Annual Return Rounding | (0.17) |
| Taxable Income or Loss | <u>11,906.00</u> |
| Income Tax on Taxable Income or Loss | 1,785.90 |
| Less | |
| Franking Credits | 1,512.43 |
| Foreign Credits | 551.76 |
| CURRENT TAX OR REFUND | <u>(278.29)</u> |
| Supervisory Levy | 259.00 |
| Income Tax Instalments Paid | (400.00) |
| AMOUNT DUE OR REFUNDABLE | <u>(419.29)</u> |

(B) - 812.84 ← (419.29)
 2017 tax payable
393.55 ✓



Australian Government
Australian Taxation Office

PAYG Instalments report 2018

Tax Agent 25452589
Last Updated 18/05/2019

| TFN | Client Name | Quarter 1 (\$) | Quarter 2 (\$) | Quarter 3 (\$) | Quarter 4 (\$) | Total Instalment (\$) |
|-----------|---|-------------------|-------------------|-------------------|-------------------|-----------------------------|
| 974228797 | THE TRUSTEE FOR MISTER CLUTTER BUSTER SUPERANNUATION FUND | Not Applicable | Not Applicable | 200.00 | 200.00 | 400.00 |

(Handwritten blue circle around the total instalment value of 400.00 and a circled 'A' next to it)

Total No of Clients: 1



Australian Government
Australian Taxation Office

Agent PDK FINANCIAL SYNERGY
PTY LTD
Client THE TRUSTEE FOR MISTER
CLUTTER BUSTER
SUPERANNUATION FUND
ABN 39 785 297 079
TFN 974 228 797

Income tax 002

| | |
|----------------|------------|
| Date generated | 23/05/2019 |
| Overdue | \$0.00 |
| Not yet due | \$0.00 |
| Balance | \$0.00 |

Transactions

Results for Processed date from 23 May 2017 to 23 May 2019.

| Processed date | Effective date | Description | Debit (DR) | Credit (CR) | Balance |
|----------------|----------------|---|------------|-------------|---------------|
| 09 Nov 2018 | 09 Nov 2018 | Payment received | | \$812.84 | \$0.00 |
| 09 Nov 2018 | 09 Nov 2018 | Remission of general interest charge (GIC) | | \$1.59 | \$812.84 DR |
| 09 Nov 2018 | 09 Nov 2018 | General interest charge (GIC) calculated from 01 Nov 18 to 08 Nov 18 | \$1.59 | | \$814.43 DR |
| 01 Nov 2018 | 01 Nov 2018 | Remission of general interest charge (GIC) | | \$24.69 | \$812.84 DR |
| 01 Nov 2018 | 01 Nov 2018 | General interest charge (GIC) calculated from 01 Jul 18 to 31 Oct 18 | \$24.69 | | \$837.53 DR |
| 31 Oct 2018 | 02 Jul 2018 | Tax return Self Man Superfund - Income Tax for the period from 01 Jul 16 to 30 Jun 17 | \$812.84 | | \$812.84 DR |
| 02 Jan 2018 | 01 Dec 2017 | Remission of general interest charge (GIC) | | \$45.54 | \$0.00 |
| 02 Jan 2018 | 01 Dec 2017 | General interest charge (GIC) calculated from 01 Jul 17 to 30 Nov 17 | \$45.54 | | \$45.54 DR |
| 02 Jan 2018 | 01 Jul 2017 | Remission of general interest charge (GIC) | | \$67.37 | \$0.00 |
| 02 Jan 2018 | 01 Jul 2017 | General interest charge (GIC) calculated from 01 Jul 16 to 30 Jun 17 | \$67.37 | | \$67.37 DR |
| 18 Dec 2017 | 01 Dec 2016 | Tax return Self Man Superfund - Income Tax for the period from 01 Jul 15 to 30 Jun 16 | \$1,290.50 | | \$0.00 |
| 23 Nov 2017 | 23 Nov 2017 | Payment received | | \$1,290.50 | \$1,290.50 CR |



Australian Government
Australian Taxation Office

Agent PDK FINANCIAL SYNERGY
PTY LTD
Client THE TRUSTEE FOR MISTER
CLUTTER BUSTER
SUPERANNUATION FUND
ABN 39 785 297 079
TFN 974 228 797

Jbw

Activity statement 004

Date generated 23/05/2019
Overdue \$0.00
Not yet due \$0.00
Balance \$200.00 CR

Transactions

Results for Processed date from 23 May 2017 to 01 September 2018.

| Processed date | Effective date | Description | Debit (DR) | Credit (CR) | Balance |
|----------------|----------------|--|------------|-------------|-------------|
| 28 Aug 2018 | 27 Aug 2018 | Payment received | | \$400.00 | \$0.00 |
| 25 Aug 2018 | 25 Aug 2018 | Remission of general interest charge | | \$2.65 | \$400.00 DR |
| 25 Aug 2018 | 24 Aug 2018 | General interest charge calculated from 28 Jul 18 to 24 Aug 18 | \$2.65 | | \$402.65 DR |
| 05 Aug 2018 | 30 Jul 2018 | Self assessed amount(s) for the period ended 30 Jun 18 - pay as you go income tax instalment | \$200.00 | | \$400.00 DR |
| 28 Jul 2018 | 28 Jul 2018 | Remission of general interest charge | | \$1.32 | \$200.00 DR |
| 28 Jul 2018 | 27 Jul 2018 | General interest charge calculated from 01 Jul 18 to 27 Jul 18 | \$1.32 | | \$201.32 DR |
| 28 Jul 2018 | 01 Jul 2018 | Remission of general interest charge | | \$0.72 | \$200.00 DR |
| 28 Jul 2018 | 30 Jun 2018 | General interest charge calculated from 16 Jun 18 to 30 Jun 18 | \$0.72 | | \$200.72 DR |
| 16 Jun 2018 | 16 Jun 2018 | Remission of general interest charge | | \$2.27 | \$200.00 DR |
| 16 Jun 2018 | 15 Jun 2018 | General interest charge calculated from 30 Apr 18 to 15 Jun 18 | \$2.27 | | \$202.27 DR |
| 10 Jun 2018 | 30 Apr 2018 | Self assessed amount(s) for the period ended 31 Mar 18 - pay as you go income tax instalment | \$200.00 | | \$200.00 DR |

8 Jun

Mister Clutter Buster Superannuation Fund General Ledger

For The Period 01 July 2017 - 30 June 2018

| Transaction Date | Description | Units | Debit | Credit | Balance \$ |
|---------------------------------|--|-------|-----------------|-----------------|--------------------|
| Sundry Creditors (88000) | | | | | |
| <u>Sundry Creditors (88000)</u> | | | | | |
| 01/07/2017 | Opening Balance | | | | 2,640.00 CR |
| 14/11/2017 | Tax agent fees | | 1,650.00 | | 990.00 CR |
| 14/11/2017 | Tax audit | | 990.00 | | 0.00 DR |
| 30/06/2018 | 2017 accounting fee and audit fee paid on 31/10/18 | | | 2,970.00 | 2,970.00 CR |
| | | | 2,640.00 | 2,970.00 | 2,970.00 CR |

Total Debits: 2,640.00
Total Credits: 2,970.00