

Hood Superannuation Fund

Statement of Financial Position

As at 30 June 2022

	Note	2022 \$	2021 \$
INVESTMENTS			
Unit Trusts (Unlisted)	10	72,526 <i>54</i>	79,526
Property - Commercial	11	487,500 <i>54</i>	487,500
Overseas Unit Trusts	12	58,897 <i>54</i>	66,341
		618,923	633,367
OTHER ASSETS			
Cash at Bank	13	75,180 <i>68</i>	28,301
Sundry Debtors - Fund Level	14	8,677 <i>68</i>	8,970
		83,857	37,271
TOTAL ASSETS			
		702,780	670,638
LIABILITIES			
Provisions for Tax - Fund	15	5,965 <i>68</i>	2,096
Financial Position Rounding		2	-
		5,967	2,096
TOTAL LIABILITIES			
		5,967	2,096
NET ASSETS AVAILABLE TO PAY BENEFITS			
		696,813	668,542
REPRESENTED BY: LIABILITY FOR MEMBERS' BENEFITS			
Allocated to Members' Accounts	16	696,813	668,542
		696,813	668,542

This Statement is to be read in conjunction with the notes to the Financial Statements

Operating Statement

For the year ended 30 June 2022

	Note	2022 \$	2021 \$
REVENUE			
Investment Revenue			
Unit Trusts (Unlisted)	2	8,934	7,890
Property - Commercial	3	24,000	24,000
Miscellaneous Rebates	4	1,093	-
		34,027	31,890
Contribution Revenue			
Employer Concessional Contributions		22,336	19,562
		22,336	19,562
Other Revenue			
Cash at Bank	5	1,057	1
Market Movement Non-Realised	6	(14,444)	3,767
		(13,387)	3,768
Total Revenue		42,976	55,220
EXPENSES			
General Expense			
Fund Administration Expenses	7	4,557	6,155
Property / Real Estate Expenses - Commercial 1	8	4,664	4,751
		9,221	10,906
BENEFITS ACCRUED AS A RESULT OF OPERATIONS BEFORE INCOME TAX		33,755	44,314
Tax Expense			
Fund Tax Expenses	9	5,483	2,265
		5,483	2,265
BENEFITS ACCRUED AS A RESULT OF OPERATIONS		28,272	42,049

This Statement is to be read in conjunction with the notes to the Financial Statements

Hood Superannuation Fund

Member Account Balances

For the year ended 30 June 2022

Member Accounts	Opening Balance	Transfers & Tax Free Contributions	Taxable Contributions	Transfers to Pension Membership	Less: Member Tax	Less: Member Expenses	Less: Withdrawals	Distributions	Closing Balance
Hood, David (57)									
Accumulation									
Accum (00002)	313,839.64	-	12,222.41	-	1,833.36	-	-	4,358.84	328,587.53
	313,839.64	-	12,222.41	-	1,833.36	-	-	4,358.84	328,587.53
Hood, Kerry (55)									
Accumulation									
Accum (00001)	354,702.59	-	10,113.86	-	1,517.08	-	-	4,926.38	368,225.75
	354,702.59	-	10,113.86	-	1,517.08	-	-	4,926.38	368,225.75
Reserve									
TOTALS	668,542.23	-	22,336.27	-	3,350.44	-	-	9,285.22	696,813.28

CALCULATED FUND EARNING RATE: 1.3889 %
 APPLIED FUND EARNING RATE: 1.3889 %

Hood Superannuation Fund

Trial Balance

As at 30 June 2022

Account Number	Account Description	Units	2022		2021	
			Debit \$	Credit \$	Debit \$	Credit \$
125	Accumulation Member Balance					
125 00001	Hood, Kerry			354,702.59		333,344.14
125 00002	Hood, David			313,839.64		293,149.65
208	Unit Trusts (Unlisted)					
208 1467	Ausbil Australian Emerging Leaders					
		2,900.0073	9,109.53		12,162.37	
208 3565	Fidelity Australian Equities					
		374.2807	13,304.59		15,127.68	
208 5345	Kapstream Wholesale Absolute Ret Inc Fd					
		4,792.2003	5,520.14		5,794.25	
208 5690	Magellan Infrastructure					
		5,448.6698	7,368.78		7,196.06	
208 6515	OPIS Capital Premium Equity					
		1,848.4053	6,092.90		7,641.86	
208 6817	Allan Gray Australia Equity A					
		9,115.4840	15,106.18		14,705.10	
208 6844	Janus Henderson Aust Fxd Inst					
		3,557.7584	3,134.39		3,657.73	
208 6851	Janus Henderson Tactical Income					
		5,409.9431	5,452.14		5,804.87	
208 7872	Wavestone W Australian Equity Lg/Sht Fd					
		3,929.7523	7,437.06		7,436.27	
210	Property - Commercial					
210 0003	Property - Commercial Account 3		487,500.00		487,500.00	
229	Overseas Unit Trusts					
229 1232	Lazard Global Small Cap W					
		2,018.8660	4,638.14		5,998.86	
229 1508	Antipodes Global Fund - Class P					
		5,472.8783	9,422.65		10,266.03	
229 1609	Resolution Capital Global Property Sec					
		5,618.5995	9,517.91		10,473.63	
229 1754	Winton Global Alpha					
		13,996.1404	18,535.09		14,705.74	
229 1802	Magellan Global Fund (Hedged)					
		4,511.9801	7,045.01		8,923.34	
229 1812	T Rowe Price Global Equity (Hedged)					
		6,709.8565	6,572.98		12,320.64	
229 1813	Colchester Global Gov Bond I					
		3,783.9249	3,164.50		3,652.24	
290	Cash at Bank					
290 0001	Cash at Bank		66,336.40		26,496.42	

Hood Superannuation Fund

Trial Balance

As at 30 June 2022

Account Number	Account Description	Units	2022		2021	
			Debit \$	Credit \$	Debit \$	Credit \$
290 0002	Cash at Bank		8,843.50		1,805.06	
300	Sundry Debtors - Fund Level					
300 0001	Sundry Debtors Number 1		1,080.00		8,969.86	
300 0002	Sundry Debtors Number 2		7,596.92		-	
450	Provisions for Tax - Fund					
450 0008	Provision for GST (Fund)			1,609.26		363.97
450 0009	Provision for Income Tax (Fund)			4,356.27		1,731.81
608	Unit Trusts (Unlisted)					
608 8298	Managed Investments			8,933.50		7,889.86
610	Property - Commercial					
610 0003	Property - Commercial Account 3			24,000.00		24,000.00
636	Miscellaneous Rebates					
636 0001	Miscellaneous Rebate			1,092.96		-
690	Cash at Bank					
690 0002	Cash at Bank - Trading (Fund)			-		0.53
690 0007	Cash at Bank - Other (Fund)			1,056.57		-
702	Employer Concessional Contributions					
702 00001	Hood, Kerry			10,113.86		9,214.88
702 00002	Hood, David			12,222.41		10,347.21
780	Market Movement Non-Realised					
780 0009	Market Movement Non-Realised - Overseas Assets			(1,208.80)		1,067.60
780 0010	Market Movement Non-Realised - Overseas Managed Investments			(6,235.40)		747.88
780 0017	Market Movement Non-Realised - Trusts - Non-Public & Non-PST			(7,000.48)		1,951.19
801	Fund Administration Expenses					
801 0004	Administration Fee		650.52		20.87	
801 0011	Professional Fees		1,990.00		4,680.00	
801 0016	Adviser Fee (Admin)		-		49.60	
801 0017	Bank Charges (Admin)		120.00		120.00	
801 0019	Subscriptions and Registrations (Admin)		259.00		259.00	
801 0023	Advisor Advice Fee		1,537.48		1,025.00	
803	Property / Real Estate Expenses - Commercial 1					
803 0002	Property - Commercial 1 - Agent Fees / Commissions		1,248.00		1,244.00	
803 0016	Property - Commercial 1 - Rates		2,257.80		2,330.30	
803 0023	Property - Commercial 1 - Water Charges		1,157.50		1,177.21	
860	Fund Tax Expenses					
860 0004	Income Tax Expense		5,483.27		4,914.81	
860 0008	Tax Accrued During Period (Deferred Tax)		-		(2,650.08)	

Hood Superannuation Fund

Trial Balance

As at 30 June 2022

Account Number	Account Description	Units	2022		2021	
			Debit \$	Credit \$	Debit \$	Credit \$
			717,482.38	717,482.38	683,808.72	683,808.72

Tax Reconciliation

For the year ended 30 June 2022

INCOME		
Gross Interest Income		1,148.00
Gross Dividend Income		
Imputation Credits	767.99	
Franked Amounts	1,149.30	
Unfranked Amounts	199.83	2,117.00
Gross Rental Income		24,000.00
Gross Foreign Income		450.00
Gross Trust Distributions		-
Gross Assessable Contributions		
Employer Contributions/Untaxed Transfers	22,336.00	
Member Contributions	-	22,336.00
Gross Capital Gain		
Net Capital Gain	-	-
Pension Capital Gain Revenue	-	-
Non-arm's length income		-
Net Other Income		1,404.00
Gross Income		51,455.00
Less Exempt Current Pension Income		-
Total Income		51,455.00
LESS DEDUCTIONS		
Other Deduction		9,221.00
Total Deductions		9,221.00
TAXABLE INCOME		42,234.00
Gross Income Tax Expense (15% of Standard Component)		6,335.10
(45% of Non-arm's length income)		-
Less Foreign Tax Offset	83.84	
Less Other Tax Credit	-	83.84
Tax Assessed		6,251.26
Less Imputed Tax Credit		767.99
Less Amount Already paid (for the year)		-
TAX DUE OR REFUNDABLE		5,483.27
Supervisory Levy		259.00
AMOUNT DUE OR REFUNDABLE		5,742.27

Sep PAYG1 = (1,127)
 2022 tax = 5,483
4,356

Hood Superannuation Fund

Notes to the Financial Statements

For the year ended 30 June 2022

Note 1: Summary of Significant Accounting Policies

The financial statements are special purpose financial statements that have been prepared in order to meet the requirements of the Superannuation Industry (Supervision) Act 1993 and accompanying Regulations, the trust deed of the fund and the needs of members.

The financial statements have also been prepared on a cash basis unless otherwise stated and are based on historical costs, except for investments, which have been measured at market values.

The following significant accounting policies, which are consistent with the policies applied in the previous period unless otherwise stated, have been adopted in the preparation of the financial statements.

a. Measurement of Investments

The fund initially recognises:

- i. an investment when it controls the future economic benefits expected to flow from the asset. For financial assets, the trade date is considered the date on which control of the future economic benefits attributable to the asset passes to the fund; and
- ii. a financial liability on the date it becomes a party to the contractual provisions of the instrument.

Investments of the fund have been measured at their market values, which is the amount that a willing buyer of the asset could reasonably be expected to pay to acquire the asset from a willing seller if the following assumptions were made:

- that the buyer and seller deal with each other at arm's length in relation to the sale;
- that the sale occurred after proper marketing of the asset; and
- that the buyer and the seller acted knowledgeably and prudentially in relation to the sale.

Market values have been determined as follows:

- i. shares and other securities listed on the Australian Securities Exchange by reference to the relevant market quotations at the end of the reporting period;
- ii. units in managed funds by reference to the unit redemption price at the end of the reporting period;
- iii. fixed interest securities by reference to the redemption price at the end of the reporting period; and
- iv. investment properties at trustees' assessment of their realisable value.

Financial liabilities, such as trade creditors and other payables, are measured at the gross value of the outstanding balance at the reporting date. The trustees have determined that the gross values of the fund's financial liabilities are equivalent to their market values. Any remeasurement changes in the gross values of non-current financial liabilities (including liabilities for members accrued benefits) are recognised in the operating statement in the periods in which they occur.

b. Cash and Cash Equivalents

Cash and cash equivalents include cash on hand and at call, deposits with banks and short-term, highly liquid investments that are readily convertible to cash and are subject to an insignificant risk of change in value.

c. Revenue

Revenue is recognised at the market value of the consideration received or receivable.

Interest revenue

Hood Superannuation Fund

Notes to the Financial Statements

For the year ended 30 June 2022

Interest revenue is recognised in respect of fixed-interest securities, and cash and cash equivalent balances. Interest revenue is recognised upon receipt.

Dividend revenue

Dividend revenue is recognised when the dividend has been paid or, in the case of dividend reinvestment schemes, when the dividend is credited to the benefit of the fund.

Rental revenue

Rental revenue arising from operating leases on investment properties is recognised upon receipt.

Distribution revenue

Distributions from trusts are recognised as at the date the unit value is quoted ex-distributions and if not received at the end of the reporting period, are reflected in the statement of financial position as a receivable.

Contributions and Transfers

Contributions received and transfers in are recognised when the control and the benefits from the revenue is transferred to the fund. Contributions and transfers in are recognised gross of any taxes.

Remeasurement changes in market values

Remeasurement changes in the market values of assets are recognised as income and are determined as the difference between the market value at year-end or consideration received (if sold during the year) and the market value as at the prior year-end or cost (if the investment was acquired during the period).

d. Expenses

Expense are recognised and reflected in the operating statement when they are incurred.

e. Benefits Paid

Benefits are recognised when a valid withdrawal notice is received and approved by the trustee(s) in accordance with the fund's Trust Deed.

f. Liability for Accrued Benefits

The liability for accrued benefits represents the fund's present obligation to pay benefits to members and beneficiaries and has been calculated as the difference between the carrying amount of the assets and the carrying amount of the other payables and income tax liabilities as at the end of the reporting period.

g. Income Tax

The income tax expense (revenue) for the year comprises current income tax expense (revenue) and deferred income tax expense (revenue).

Current income tax expense charged to the profit or loss is the tax payable (refundable) on taxable income. Current tax liabilities (assets) are therefore measured at the amounts expected to be paid to (refunded from) the relevant taxation authority.

Deferred income tax expense reflects movements in deferred tax liability balances during the year as well as unused tax losses.

Except for business combinations, no deferred income tax is recognised from the initial recognition of an asset or liability where there is no effect on accounting or taxable profit or loss.

Hood Superannuation Fund

Notes to the Financial Statements

For the year ended 30 June 2022

Deferred tax assets and liabilities are calculated at the tax rates that are expected to apply to the period when the asset is realised or the liability is settled and their measurement also reflects the manner in which the trustees expect to recover or settle the carrying amount of the related asset or liability.

Deferred tax assets relating to temporary differences and unused tax losses are recognised only to the extent that it is probable that future taxable profit will be available against which the benefits of the deferred tax asset can be utilised.

Current tax assets and liabilities are offset where a legally enforceable right of set-off exists and it is intended that net settlement or simultaneous realisation and settlement of the respective asset and liability will occur. Deferred tax assets and liabilities are offset where:

(a) a legally enforceable right of set-off exists; and

(b) the deferred tax assets and liabilities relate to income taxes levied by the same taxation authority on either the same taxable entity or different taxable entities, where it is intended that net settlement or simultaneous realisation and settlement of the respective asset and liability will occur in future periods in which significant amounts of deferred tax assets or liabilities are expected to be recovered or settled.

The rate of tax used to determine income tax expense (revenue) and current tax liabilities (assets) is 15%, the applicable rate for a complying superannuation fund. This rate is applied to taxable income, after any claim for exempt current pension income, where applicable. The top personal marginal tax rate is applied to a non-complying superannuation fund and to non-arm's length income (NALI).

h. Goods and Services Tax (GST)

Revenues, expenses and assets are recognised net of the amount of GST, except where the amount of GST incurred is not recoverable from the Australian Taxation Office (ATO).

The net amount of GST recoverable from, or payable to, the ATO is included with other receivables or other payables in the statement of financial position.

i. Critical Accounting Estimates and Judgments

The preparation of financial statements requires the trustees to make judgments, estimates and assumptions that affect the application of accounting policies and the reported amounts of assets and liabilities, income and expenses. Actual results may differ from these estimates.

Estimates and underlying assumptions are reviewed on an ongoing basis. Revisions to accounting estimates are recognised in the period in which the estimate is revised and in any future period affected.

j. Events Subsequent to Balance Date

The superannuation fund is an Accumulation fund and consequently any reduction or increment in market value of the fund is a reduction in member benefits. Any significant movement in the market value of investments after balance date has not been brought to account. Investments are in principle held for the long term and it is not appropriate to bring any subsequent reduction or increment in market values to account as at year end. Net movement in market values subsequent to balance date will be recognised in the next financial year.

In March 2020, the WHO classified the COVID-19 outbreak as a pandemic, based on the rapid increase in exposure globally. The full impact of the COVID-19 outbreak continues to evolve as of the date of this report. As such, it is uncertain as to the impact this will have on the superannuation fund.

Hood Superannuation Fund

Notes to the Financial Statements

For the year ended 30 June 2022

	2022	2021
	\$	\$
Note 2: Unit Trusts (Unlisted)		
Managed Investments	8,934	7,890
	8,934	7,890
Note 3: Property - Commercial		
Property - Commercial Account 3	24,000	24,000
	24,000	24,000
Note 4: Miscellaneous Rebates		
Miscellaneous Rebate	1,093	-
	1,093	-
Note 5: Cash at Bank		
Cash at Bank - Other (Fund)	1,057	-
Cash at Bank - Trading (Fund)	-	1
	1,057	1
Note 6: Market Movement Non-Realised		
Market Movement Non-Realised - Overseas Assets	(1,209)	1,068
Market Movement Non-Realised - Overseas Managed Investments	(6,235)	748
Market Movement Non-Realised - Trusts - Non-Public & Non-PST	(7,000)	1,951
	(14,444)	3,767
Note 7: Fund Administration Expenses		
Administration Fee	651	21
Adviser Fee (Admin)	-	50
Advisor Advice Fee	1,537	1,025
Bank Charges (Admin)	120	120
Professional Fees	1,990	4,680
Subscriptions and Registrations (Admin)	259	259
	4,557	6,155
Note 8: Property / Real Estate Expenses - Commercial 1		
Property - Commercial 1 - Agent Fees / Commissions	1,248	1,244
Property - Commercial 1 - Rates	2,258	2,330
Property - Commercial 1 - Water Charges	1,158	1,177
	4,664	4,751
Note 9: Fund Tax Expenses		
Income Tax Expense	5,483	4,915
Tax Accrued During Period (Deferred Tax)	-	(2,650)
	5,483	2,265

Hood Superannuation Fund

Notes to the Financial Statements

For the year ended 30 June 2022

	2022 \$	2021 \$
Note 10: Unit Trusts (Unlisted)		
Allan Gray Australia Equity A	15,106	14,705
Ausbil Australian Emerging Leaders	9,110	12,162
Fidelity Australian Equities	13,305	15,128
Janus Henderson Aust Fxd Inst	3,134	3,658
Janus Henderson Tactical Income	5,452	5,805
Kapstream Wholesale Absolute Ret Inc Fd	5,520	5,794
Magellan Infrastructure	7,369	7,196
OPIS Capital Premium Equity	6,093	7,642
Wavestone W Australian Equity Lg/Sht Fd	7,437	7,436
	72,526	79,526
Note 11: Property - Commercial		
Property - Commercial Account 3	487,500	487,500
	487,500	487,500
Note 12: Overseas Unit Trusts		
Antipodes Global Fund - Class P	9,423	10,266
Colchester Global Gov Bond I	3,165	3,652
Lazard Global Small Cap W	4,638	5,999
Magellan Global Fund (Hedged)	7,045	8,923
Resolution Capital Global Property Sec	9,518	10,474
T Rowe Price Global Equity (Hedged)	6,573	12,321
Winton Global Alpha	18,535	14,706
	58,897	66,341
Note 13: Cash at Bank		
Cash at Bank	66,336 ¹	26,496
Cash at Bank	8,844 ¹⁰	1,805
	75,180	28,301
Note 14: Sundry Debtors - Fund Level		
Sundry Debtors Number 1 <i>In house asset</i>	1,080	8,970
Sundry Debtors Number 2	7,597 ²⁵	-
	8,677	8,970
Note 15: Provisions for Tax - Fund		
Provision for GST (Fund)	1,609 ⁵⁰	364
Provision for Income Tax (Fund)	4,356 ⁷³	1,732
	5,965	2,096

Hood Superannuation Fund

Notes to the Financial Statements

For the year ended 30 June 2022

	2022	2021
	\$	\$
<hr/>		
Note 16A: Movements in Members' Benefits		
<hr/>		
Liability for Members' Benefits Beginning:	668,542	626,494
Add: Increase (Decrease) in Members' Benefits	28,271	42,048
Liability for Members' Benefits End	696,813	668,542

Note 16B: Members' Other Details

Total Unallocated Benefits	-	-
Total Forfeited Benefits	-	-
Total Preserved Benefits	696,813	668,542
Total Vested Benefits	696,813	668,542

Net Capital Gain/Loss Summary

For the year ended 30 June 2022

CAPITAL GAINS SUMMARY

Assessable Current year CG revenue - discount method	6,053.44
Assessable Current year CG revenue - indexation method	-
Assessable Current year CG revenue - other method	15.02
PLUS indexed capital gain	-
PLUS discount capital gain	-
PLUS non-indexed/-discounted-gain	-
LESS capital loss from last year	64,333.40
LESS current year capital loss	-
LESS discounting where applicable	-
Net capital gain	-

CAPITAL LOSSES SUMMARY

Non-collectables

Capital gain (including deferred notional capital gain (realised))	6,068.46
Capital loss from last year	64,333.40
Capital loss from current year	-
Capital loss to be recouped	6,068.46
Capital gain remaining (excluding deferred notional capital gain (realised))	-
Capital loss remaining	58,264.94

Collectables

Capital gain	-
Capital loss from last year	-
Capital loss from current year	-
Capital loss to be recouped	-
Capital gain remaining	-

Non-collectable capital loss carried forward	58,264.94
Collectable capital loss carried forward	-

Hood Superannuation Fund

Notes to the Tax Reconciliation

Other Deductions

For the year ended 30 June 2022

Account	Member	Date	Description	Transaction Amount	Deductible %	Deductible \$	Pension Exempt Apportionment	Apportionment Factor	Tagged to Member	Deduction
TOTALS										
-										

Hood Superannuation Fund

Notes to the Tax Reconciliation

Revenue Summary

For the year ended 30 June 2022

Account	Description	Date	Revenue Amount	TFN Credit	TFN Closely Held Trusts	ABN Credit	Notes
Assessable Revenue Accounts							
608 8298	Managed Investments	30/06/2022	8,933.50	-	-	-	
610 0003	Property - Commercial Account 3	30/06/2022	24,000.00	-	-	-	
636 0001	Miscellaneous Rebate	30/06/2022	2.11	-	-	-	
636 0001	Miscellaneous Rebate	30/06/2022	1,090.85	-	-	-	
690 0007	Cash at Bank - Other (Fund)	30/06/2022	1,056.57	-	-	-	
	Total Assessable Revenue		35,083.03	-	-	-	
Non-assessable Revenue Accounts							
	Total Non-assessable Revenue		-	-	-	-	
	Total Revenue		35,083.03	-	-	-	

Notes:

FMS - Forestry Managed Investment Scheme (FMS) income, NZL - Australian franking credits from a New Zealand company, ABN - Payment where ABN not quoted, PARTNERSHIP - Distribution from partnership

Hood Superannuation Fund

Notes to the Tax Reconciliation

Non-Trust Income - Assessable Amounts

For the year ended 30 June 2022

Account	Description	Date	Rent	Unfranked	Unfranked CFI	Franked	Imputation Credit	NALI	Interest	Other Taxable	Total
608 8298	Managed Investments	30/06/2022	-	68.46	131.37	1,149.30	767.99	-	91.98	311.32	2,520.42
610 0003	Property - Commercial Account 3	30/06/2022	24,000.00	-	-	-	-	-	-	-	24,000.00
636 0001	Miscellaneous Rebate	30/06/2022	-	-	-	-	-	-	-	2.11	2.11
636 0001	Miscellaneous Rebate	30/06/2022	-	-	-	-	-	-	-	1,090.85	1,090.85
690 0007	Cash at Bank - Other (Fund)	30/06/2022	-	-	-	-	-	-	1,056.57	-	1,056.57
TOTALS			24,000.00	68.46	131.37	1,149.30	767.99	-	1,148.55	1,404.28	28,669.95

63

Hood Superannuation Fund

Notes to the Tax Reconciliation

Non-Trust Income - Non-Assessable Amounts

For the year ended 30 June 2022

Account	Description	Date	Tax exempted	Tax free trust	Tax deferred/ Cost base adj	Total
608 8298	Managed Investments	30/06/2022	745.73	-	-	745.73
TOTALS			745.73	-	-	745.73

Notes to the Tax Reconciliation

Exempt Pension Income / Deduction Apportionment

For the year ended 30 June 2022

EXEMPT CURRENT PENSION INCOME

The Exempt Current Pension Income is calculated using segregation of assets and income.

The calculation is outlined below using only transactions tagged to segregated pension members:

Gross Interest Income		-
Gross Dividend Income		-
Imputation Credits	-	-
Franked Amounts	-	-
Unfranked Amounts	<u>-</u>	-
Gross Rental Income		-
Gross Foreign Income		-
Gross Trust Distributions		-
Net Capital Gains		-
Net Other Income	<u>-</u>	-
Exempt Current Pension Income		-

Notes to the Tax Reconciliation

Exempt Pension Income / Deduction Apportionment

For the year ended 30 June 2022

APPORTIONMENT FACTOR FOR GENERAL ADMINISTRATIVE EXPENSES

Fund Income:

Gross Income	51,455.00
PLUS Non-assessable Contributions	-
PLUS Rollins	-
	<u>51,455.00</u>

Reduced Fund Income:

Fund Income	51,455.00
LESS Exempt Current Pension Income	-
	<u>51,455.00</u>

Apportionment Factor:

<u>Reduced Fund Income</u>	<u>51,455.00</u>
Fund Income	51,455.00
	<u>1.0000000000</u>

APPORTIONMENT FACTOR FOR INVESTMENT EXPENSES

Assessable Investment Income:

Gross Income	51,455.00
LESS Gross Taxable Contributions	22,336.00
LESS Exempt Current Pension Income	-
	<u>29,119.00</u>

Total Investment Income:

Gross Income	51,455.00
LESS Gross Taxable Contributions	<u>22,336.00</u>
	29,119.00

Apportionment Factor:

<u>Assessable Investment Income</u>	<u>29,119.00</u>
Total Investment Income	29,119.00
	<u>1.0000000000</u>

Hood Superannuation Fund

Notes to the Tax Reconciliation

Foreign Income

For the year ended 30 June 2022

Account	Description	Date	Interest Income	Tax Paid on Interest	Modified passive income	Tax Paid on passive income	Other assessable income	Tax Paid on Other	Total Net Income	Total Tax Paid	Total Gross Income
608 8298	Managed Investments	30/06/2022	-	-	-	-	366.88	83.84	366.88	83.84	450.72
TOTALS			-	-	-	-	366.88	83.84	366.88	83.84	450.72

Hood Superannuation Fund

Notes to the Tax Reconciliation

Capital Gains Revenue

For the year ended 30 June 2022

Account	Description	Date	CG - Discount	CG - Indexation	CG - Other
608 8298	Managed Investments	30/06/2022	6,053.44	-	15.02
TOTALS			6,053.44	-	15.02

Hood Superannuation Fund

Accrued Capital Gains

For the year ended 30 June 2022

	Date Acquired	Units	Market Value	Cost Base Used	Cost Base Adjustment	Gain Method	Adjusted Cost	Gain/Loss
Capital Gains Tax Assets								
208 1467 Ausbil Australian Emerging Leaders (AAP0104AU)	21/05/2021	2,900.0073	9,109.53	11,600.00	-	Loss	11,600.00	(2,490.47)
		2,900.0073	9,109.53	11,600.00	-		11,600.00	(2,490.47)
208 3565 Fidelity Australian Equities (FID0008AU)	21/05/2021	374.2807	13,304.59	14,500.00	-	Loss	14,500.00	(1,195.41)
		374.2807	13,304.59	14,500.00	-		14,500.00	(1,195.41)
208 5690 Magellan Infrastructure (MGE0002AU)	21/05/2021	5,448.6698	7,368.78	7,250.00	-	Discount	7,250.00	118.78
		5,448.6698	7,368.78	7,250.00	-		7,250.00	118.78
208 6515 OPIS Capital Premium Equity (OPS0002AU)	21/05/2021	1,848.4053	6,092.90	7,250.00	-	Loss	7,250.00	(1,157.10)
		1,848.4053	6,092.90	7,250.00	-		7,250.00	(1,157.10)
208 6817 Allan Gray Australia Equity A (ETL0060AU)	21/05/2021	9,115.4840	15,106.18	14,500.00	-	Discount	14,500.00	606.18
		9,115.4840	15,106.18	14,500.00	-		14,500.00	606.18
208 6844 Janus Henderson Aust Fxd Inst (IOF0046AU)	21/05/2021	3,557.7584	3,134.39	3,625.00	-	Loss	3,625.00	(490.61)
		3,557.7584	3,134.39	3,625.00	-		3,625.00	(490.61)
208 6851 Janus Henderson Tactical Income (IOF0145AU)	21/05/2021	5,409.9431	5,452.14	5,800.00	-	Loss	5,800.00	(347.86)
		5,409.9431	5,452.14	5,800.00	-		5,800.00	(347.86)
208 7872 Wavestone W Australian Equity Lg/Sht Fd (HOW0053AU)	21/05/2021	3,929.7523	7,437.06	7,250.00	-	Discount	7,250.00	187.06
		3,929.7523	7,437.06	7,250.00	-		7,250.00	187.06
210 0003 Property - Commercial Account 3	30/06/2017	-	487,500.00	460,999.21	-	Discount	460,999.21	26,500.79
		-	487,500.00	460,999.21	-		460,999.21	26,500.79
229 1232 Lazard Global Small Cap W (LAZ0012AU)	21/05/2021	2,018.8660	4,638.14	5,800.00	-	Loss	5,800.00	(1,161.86)
		2,018.8660	4,638.14	5,800.00	-		5,800.00	(1,161.86)
229 1508 Antipodes Global Fund - Class P (IOF0045AU)	21/05/2021	5,472.8783	9,422.65	10,150.00	-	Loss	10,150.00	(727.35)
		5,472.8783	9,422.65	10,150.00	-		10,150.00	(727.35)
229 1609 Resolution Capital Global Property Sec (WHT0015AU)								

Hood Superannuation Fund

Accrued Capital Gains

For the year ended 30 June 2022

	Date Acquired	Units	Market Value	Cost Base Used	Cost Base Adjustment	Gain Method	Adjusted Cost	Gain/Loss
	21/05/2021	5,618.5995	9,517.91	10,150.00	-	Loss	10,150.00	(632.09)
		5,618.5995	9,517.91	10,150.00	-		10,150.00	(632.09)
229 1754 Winton Global Alpha (MAQ00482AU)	21/05/2021	13,996.1404	18,535.09	14,500.00	-	Discount	14,500.00	4,035.09
		13,996.1404	18,535.09	14,500.00	-		14,500.00	4,035.09
229 1802 Magellan Global Fund (Hedged) (MGE0007AU)	21/05/2021	4,511.9801	7,045.01	8,700.00	-	Loss	8,700.00	(1,654.99)
		4,511.9801	7,045.01	8,700.00	-		8,700.00	(1,654.99)
229 1812 T Rowe Price Global Equity (Hedged) (ETL0312AU)	21/05/2021	6,709.8565	6,572.98	11,600.00	-	Loss	11,600.00	(5,027.02)
		6,709.8565	6,572.98	11,600.00	-		11,600.00	(5,027.02)
229 1813 Colchester Global Gov Bond I (ETL5525AU)	21/05/2021	3,783.9249	3,164.50	3,625.00	-	Loss	3,625.00	(460.50)
		3,783.9249	3,164.50	3,625.00	-		3,625.00	(460.50)
Less Carried Capital Loss								(58,264.94)
TOTALS			613,401.85	597,299.21			597,299.21	(42,162.30)
GRAND TOTAL								(42,162.30)

Provision for Deferred Income Tax = (42,162.30) x 0.15 = 0.00

Hood Superannuation Fund

Market Value Movements

From 01/07/2021 to 30/06/2022

Account Number	Account Description	Code	Opening Balance	Purchases	Sales	Adjustments	Closing Market Value	Realised Movement	Unrealised Movement
Foreign Assets									
2291232	Lazard Global Small Cap W	LAZ0012AU	5,998.86	-	-	-	4,638.14	-	(1,360.72)
2291508	Antipodes Global Fund - Class P	IOF0045AU	10,266.03	-	-	-	9,422.65	-	(843.38)
2291609	Resolution Capital Global Property Sec	WHT0015AU	10,473.63	-	-	-	9,517.91	-	(955.72)
2291754	Winton Global Alpha	MAQ0482AU	14,705.74	-	-	-	18,535.09	-	3,829.35
2291802	Magellan Global Fund (Hedged)	MGE0007AU	8,923.34	-	-	-	7,045.01	-	(1,878.33)
			50,367.60				49,158.80		(1,208.80)
Overseas Managed Investments									
2291812	T Rowe Price Global Equity (Hedged)	ETL0312AU	12,320.64	-	-	-	6,572.98	-	(5,747.66)
2291813	Colchester Global Gov Bond I	ETL5525AU	3,652.24	-	-	-	3,164.50	-	(487.74)
			15,972.88				9,737.48		(6,235.40)
Non-public & Non-pst Trusts									
2081467	Ausbil Australian Emerging Leaders	AAP0104AU	12,162.37	-	-	-	9,109.53	-	(3,052.84)
2083565	Fidelity Australian Equities	FID0008AU	15,127.68	-	-	-	13,304.59	-	(1,823.09)
2085345	Kapstream Wholesale Absolute Ret Inc Fd	HOW0052AU	5,794.25	-	-	-	5,520.14	-	(274.11)
2085690	Magellan Infrastructure	MGE0002AU	7,196.06	-	-	-	7,368.78	-	172.72
2086515	OPIS Capital Premium Equity	OPS0002AU	7,641.86	-	-	-	6,092.90	-	(1,548.96)
2086817	Allan Gray Australia Equity A	ETL0060AU	14,705.10	-	-	-	15,106.18	-	401.08
2086844	Janus Henderson Aust Fxd Inst	IOF0046AU	3,657.73	-	-	-	3,134.39	-	(523.34)
2086851	Janus Henderson Tactical Income	IOF0145AU	5,804.87	-	-	-	5,452.14	-	(352.73)
2087872	Wavestone W Australian Equity Lg/Sht Fd	HOW0053AU	7,436.27	-	-	-	7,437.06	-	0.79
			79,526.19				72,525.71		(7,000.48)
Property									
2100003	Property - Commercial Account 3		487,500.00	-	-	-	487,500.00	-	-
			487,500.00				487,500.00		
	TOTALS		633,366.67				618,921.99		(14,444.68)

55

Hood Superannuation Fund

Investment Summary

As at 30 June 2022

Investment	Code	Units	Average Unit Cost \$	Market Price \$	Adjusted Cost \$	Market Value \$	Gain / Loss \$	Gain / Loss %	Portfolio Weight %
Cash									
Cash at Bank	-	-	-	-	66,336.40	66,336.40	-	-	9.56
Cash at Bank	-	-	-	-	8,843.50	8,843.50	-	-	1.27
					75,179.90	75,179.90			10.83
Foreign Assets									
Antipodes Global Fund - Class P	IOF0045AU	5,472.8783	1.8546	1.7217	10,150.00	9,422.65	(727.35)	(7.17)	1.36
Lazard Global Small Cap W	LAZ0012AU	2,018.8660	2.8729	2.2974	5,800.00	4,638.14	(1,161.86)	(20.03)	0.67
Magellan Global Fund (Hedged)	MGE0007AU	4,511.9801	1.9282	1.5614	8,700.00	7,045.01	(1,654.99)	(19.02)	1.01
Resolution Capital Global Property Sec	WHT0015AU	5,618.5995	1.8065	1.6940	10,150.00	9,517.91	(632.09)	(6.23)	1.37
Winton Global Alpha	MAQ0482AU	13,996.1404	1.0360	1.3243	14,500.00	18,535.09	4,035.09	27.83	2.67
					49,300.00	49,158.80	(141.20)	(0.29)	7.08
Non-Public & Non-PST Trusts									
Allan Gray Australia Equity A	ETL0060AU	9,115.4840	1.5907	1.6572	14,500.00	15,106.18	606.18	4.18	2.18
Ausbit Australian Emerging Leaders	AAP0104AU	2,900.0073	4.0000	3.1412	11,600.00	9,109.53	(2,490.47)	(21.47)	1.31
Fidelity Australian Equities	FID0008AU	374.2807	38.7410	35.5471	14,500.00	13,304.59	(1,195.41)	(8.24)	1.92
Janus Henderson Aust Fxd Inst	IOF0046AU	3,557.7584	1.0189	0.8810	3,625.00	3,134.39	(490.61)	(13.53)	0.45
Janus Henderson Tactical Income	IOF0145AU	5,409.9431	1.0721	1.0078	5,800.00	5,452.14	(347.86)	(6.00)	0.79
Kapstream Wholesale Absolute Ret Inc F	HOW0052AU	4,792.2003	1.2103	1.1519	5,800.00	5,520.14	(279.86)	(4.83)	0.80
Magellan Infrastructure	MGE0002AU	5,448.6698	1.3306	1.3524	7,250.00	7,368.78	118.78	1.64	1.06
OPIS Capital Premium Equity	OPS0002AU	1,848.4053	3.9223	3.2963	7,250.00	6,092.90	(1,157.10)	(15.96)	0.88
Wavestone W Australian Equity Lg/Sht Fd	HOW0053AU	3,929.7523	1.8449	1.8925	7,250.00	7,437.06	187.06	2.58	1.07
					77,575.00	72,525.71	(5,049.29)	(6.51)	10.45
Overseas Managed Investments									
Colchester Global Gov Bond I	ETL5525AU	3,783.9249	0.9580	0.8363	3,625.00	3,164.50	(460.50)	(12.70)	0.46
T Rowe Price Global Equity (Hedged)	ETL0312AU	6,709.8565	1.7288	0.9796	11,600.00	6,572.98	(5,027.02)	(43.34)	0.95
					15,225.00	9,737.48	(5,487.52)	(36.04)	1.40
Property									
Property - Commercial Account 3	-	-	-	-	460,999.21	487,500.00	26,500.79	5.75	70.23
					460,999.21	487,500.00	26,500.79	5.75	70.23
Total Investments					678,279.11	694,101.89	15,822.78	2.33	100.00

Gain / Loss \$ is equal to Market Value \$ less Adjusted Cost \$
 Gain / Loss % is equal to Gain Loss \$ divided by Adjusted Cost \$, expressed as a percentage.

54

CITY LINK REAL ESTATE AGENCY PTY. LTD.

A.C.N. 053 193 750 A.B.N. 53 993 652 131
LICENSED ESTATE AGENTS AND AUCTIONEERS
JOE MEROLA DIRECTOR (LEA)
FRANK CAHILL ASSOCIATE DIRECTOR

LEVEL 1/726 MOUNT ALEXANDER ROAD
MOONEE PONDS VIC 3039

TELEPHONE: (03) 9370 5166
FACSIMILE: (03) 9370 3799



18th April 2021.

Hood Super Fund.
C/- Kerry Hood.

Re: Letter of Appraisal - Sale Value
Ppty: 1/36 Production Drive,
Campbellfield Vic 3061.

Land size 0 SQM
(Approx) 0 SQ Ft
Bldg Area; 320 SQM
(Approx) 3,444 SQ Ft

We confirm that upon your request we have inspected the abovementioned property.

We advise that based on the current economic conditions prevailing in the real estate market it is anticipated that your property would sell for between **\$475,000** To **\$500,000**

This figure could vary depending on future market trends.

487,500

It should be noted that this is a letter of appraisal and not a sworn valuation. It is for the use of the party to whom it is addressed and for no other purpose.

If we can be of further assistance, please do not hesitate to contact us.

Further, no responsibility is accepted to any third party who may use or rely on the whole or any part of the content of this appraisal.

Yours Faithfully,

CITY LINK REAL ESTATE AGENCY PTY LTD
Joe Merola - Director
Licenced Estate Agent.

53
39



Australian Government

Australian Taxation Office

Agent WALKER PARTNERS (AUST) PTY LTD

Client THE TRUSTEE FOR HOOD SUPERANNUATION FUND

ABN 64 909 589 418

TFN 45 070 259

Income tax 551

Date generated	29/08/2022
Overdue	\$0.00
Not yet due	\$0.00
Balance	\$0.00

Transactions

5 results found - from 01 July 2021 to 30 June 2022 sorted by processed date ordered oldest to newest

Processed date	Effective date	Description	Debit (DR)	Credit (CR)	Balance
6 Dec 2021	17 Jun 2021	General interest charge			\$0.00
22 Feb 2022	16 May 2022	Tax return Self Man Superfund - Income Tax for the period from 01 Jul 20 to 30 Jun 21	\$665.81		\$665.81 DR
1 Jun 2022	1 Jun 2022	General interest charge			\$665.81 DR
13 Jun 2022	10 Jun 2022	Payment received		\$665.81	\$0.00
13 Jun 2022	13 Jun 2022	General interest charge			\$0.00



Australian Government
Australian Taxation Office

Agent WALKER PARTNERS (AUST) PTY LTD
Client THE TRUSTEE FOR HOOD SUPERANNUATION FUND
ABN 64 909 589 418
TFN 45 070 259

Activity statement 001

Date generated	29/08/2022
Overdue	\$0.00
Not yet due	\$0.00
Balance	\$0.00

Transactions

8 results found - from **01 July 2021** to **30 June 2022** sorted by **processed date** ordered **oldest to newest**

Processed date	Effective date	Description	Debit (DR)	Credit (CR)	Balance
1 Jul 2021	30 Jun 2021	Payment received		\$1,748.00	\$0.00
1 Jul 2021	1 Jul 2021	General interest charge			\$0.00
22 Nov 2021	25 Aug 2021	Original Activity Statement for the period ending 30 Jun 21	\$1,696.00		\$1,696.00 DR
22 Nov 2021	25 Aug 2021	- GST	\$371.00		
22 Nov 2021	25 Aug 2021	- PAYG Instalments	\$1,325.00		
22 Nov 2021	25 Nov 2021	Original Activity Statement for the period ending 30 Sep 21	\$1,696.00		\$3,392.00 DR
22 Nov 2021	25 Nov 2021	- GST	\$569.00		
22 Nov 2021	25 Nov 2021	- PAYG Instalments	\$1,127.00		
23 Nov 2021	17 Dec 2021	Penalty for failure to lodge Activity Statement on time for the period from 01 Jun 21 to 30 Jun 21	\$888.00		\$4,280.00 DR
24 Nov 2021	23 Nov 2021	Payment received		\$3,392.00	\$888.00 DR
1 Dec 2021	1 Dec 2021	General interest charge			\$888.00 DR

51

Processed date	Effective date	Description	Debit (DR)	Credit (CR)	Balance
6 Dec 2021	17 Dec 2021	Remission of penalty for failure to lodge Activity Statement on time for the period from 01 Jun 21 to 30 Jun 21		\$888.00	\$0.00

	<u>1A</u>	<u>1B</u>	<u>NET</u>
Sep	600	31	569
- Dec	600	31	569
- Mar	400	220	180
- Jun	800	42	758
	<u>2,400</u>	<u>324</u>	<u>2,076</u>

Dec BAS = 569
 Mar BAS = 180
 Jun BAS = 758
 2022 adj = 109
 prior adj = (7)

1,609



Australian Government
Australian Taxation Office

Agent WALKER PARTNERS (AUST) PTY LTD
Client THE TRUSTEE FOR HOOD SUPERANNUATION FUND
ABN 64 909 589 418

Print activity statement

Account	Period	Document ID	GST accounting method
Activity statement – 001 – THE TRUSTEE FOR HOOD SUPERANNUATION FUND	Apr 2022 – Jun 2022	47690179184	Cash

Receipt ID 4497900491
Date lodged 18 August 2022
Payment due date 25 August 2022

Statement summary

Description	Reported Value	Owed to ATO	Owed by ATO
Goods and services tax (GST)			
1A Owed to ATO		\$800.00	
1B Owed by ATO			\$42.00
G1 Total sales	\$8,800.00		
Does this include GST?	Yes		
PAYG income tax instalment			
5A Owed to ATO		\$1,228.00	
5B Owed by ATO			\$0.00
T7 Instalment amount – Based on the notional tax \$ 4,914.81 from the 2021 assessment.	\$1,228.00		

Amount owing to ATO

\$1,986.00

BPAY®



Bill code 75556
Ref 649095894186660

Telephone and Internet Banking - BPAY®

Walker Partners (Aust) Pty. Ltd.

pd
8/3/22

Chq' 000164

A.C.N. 134 317 516 - A.B.N. 88 255 901 873
Level 1, Suites 9-11, 40 Burgundy Street, Heidelberg, Victoria, 3084
P.O. Box 706, Heidelberg, Victoria, 3084
Phone: (03) 8414 6700 Fax: (03) 8414 6750
Email: info@wpaust.com.au

Hood Superannuation Fund - Accounts
PO Box 76
SOMERTON VIC 3062

Tax Invoice
013353

Client Ref: HOO126
28 February, 2022

Description	Amount
To our professional Fees and Charges in attending to the following:	
To work carried out up to February 2022, being the finalisation of accounts for the Superannuation Fund in conformity with the requirements of the Australian Taxation Office, to the preparation of the Superannuation Fund Income Tax Return including necessary Minutes etc for the year ended 30 June, 2021.	
To attending to the Audit of the Superannuation Fund for the year ended 30 June, 2021, in accordance with the regulations as laid down by the Australian Taxation Office.	1,990.00
GST	199.00
Terms: 30 Days	Date Due: 30 March, 2022
Amount Due: \$ 2,189.00	

Please detach the portion below and forward with your payment

CITY LINK REAL ESTATE AGENCY PTY. LTD.

A.C.N. 053 193 758

A.B.N. 53 993 652 131

LICENSED ESTATE AGENTS AND AUCTIONEERS

JOE MEROLA DIRECTOR (LEA)

FRANK CAHILL ASSOCIATE DIRECTOR

13 WILLIAM STREET, ESSENDON VIC 3040

TELEPHONE: (03) 9370 5166 FAX: (03) 9370 3799

EMAIL: joemerola@citylinkrealestate.com.au
frankcahill@citylinkrealestate.com.au



Hood Superannuation Fund
PO Box 76
Somerton VIC 3062

7/07/2021 Page 1
34(34) TAX INVOICE
ABN 53 993 652 131

CREDIT TO A/C 083363 478388390

Property	Tenant	Rent	From	To	Amount
1/36 Production Drive	Ezy Way Garage Doors P	2000.00M	1/04	1/05	2000.00
TOTAL RENT COLLECTIONS					* 2000.00 *
					GST incl.
OTHER COLLECTIONS:					
1/36 Production Drive,	Ezy Way Garage Doors,	GST collect			200.00
TOTAL OTHER COLLECTION					* 200.00 *
MANAGEMENT, BANK & OTHER FEES:					
Management Fees					10.00-
Miscellaneous Fees					.40-
					110.00-
					4.40-

Collections	Management	Lettings	Disb'mts	Misc Fees	GST Chgd	Balance
2200.00	100.00-			4.00-	10.40-	2085.60

47

CITY LINK REAL ESTATE AGENCY PTY. LTD.

A.C.N. 053 193 758

A.B.N. 53 993 652 131

LICENSED ESTATE AGENTS AND AUCTIONEERS

JOE MEROLA DIRECTOR (LEA)

FRANK CAHILL ASSOCIATE DIRECTOR

13 WILLIAM STREET, ESSENDON VIC 3040

TELEPHONE: (03) 9370 5166 FAX: (03) 9370 3799

EMAIL: joemerola@citylinkrealestate.com.au

frankcahill@citylinkrealestate.com.au



Hood Superannuation Fund
PO Box 76
Somerton VIC 3062

30/08/2021 Page 1
17(17) TAX INVOICE
ABN 53 993 652 131

CREDIT TO A/C 083363 478388390

Property	Tenant	Rent	From	To	Amount
1/36 Production Drive	Ezy Way Garage Doors P	2000.00M	1/05	1/06	2000.00
TOTAL RENT COLLECTIONS					* 2000.00 *
					GST incl.
OTHER COLLECTIONS:					
1/36 Production Drive,	Ezy Way Garage Doors,	GST collect			200.00 200.00
TOTAL OTHER COLLECTION					* 200.00 *
MANAGEMENT, BANK & OTHER FEES:					
Management Fees					10.00- 110.00-
Miscellaneous Fees					.40- 4.40-

Collections	Management	Lettings	Disb'mts	Misc Fees	GST Chgd	Balance
2200.00	100.00-			4.00-	10.40-	2085.60

46

CITY LINK REAL ESTATE AGENCY PTY. LTD.

A.C.N. 053 193 758

A.B.N. 53 993 652 131

LICENSED ESTATE AGENTS AND AUCTIONEERS

JOE MEROLA DIRECTOR (LEA)

FRANK CAHILL ASSOCIATE DIRECTOR

13 WILLIAM STREET, ESSENDON VIC 3040

TELEPHONE: (03) 9370 5166 FAX: (03) 9370 3799

EMAIL: joemerola@citylinkrealestate.com.au

frankcahill@citylinkrealestate.com.au



Hood Superannuation Fund
PO Box 76
Somerton VIC 3062

14/09/2021 Page 1
13(13) TAX INVOICE
ABN 53 993 652 131

CREDIT TO A/C 083363 478388390

Property	Tenant	Rent	From	To	Amount
./36 Production Drive	Ezy Way Garage Doors P	2000.00M	1/06	1/07	2000.00
TOTAL RENT COLLECTIONS					* 2000.00 *
					GST incl.
OTHER COLLECTIONS:					
./36 Production Drive,	Ezy Way Garage Doors,	GST collect			200.00
TOTAL OTHER COLLECTION					* 200.00 *
MANAGEMENT, BANK & OTHER FEES:					
Management Fees				10.00-	110.00-
Miscellaneous Fees				.40-	4.40-

Collections	Management	Lettings	Disb'mts	Misc Fees	GST Chgd	Balance
2200.00	100.00-			4.00-	10.40-	2085.60

CITY LINK REAL ESTATE AGENCY PTY. LTD.

A.C.N. 053 193 758 A.B.N. 53 993 652 131

LICENSED ESTATE AGENTS AND AUCTIONEERS

JOE MEROLA DIRECTOR (LEA)

FRANK CAHILL ASSOCIATE DIRECTOR

13 WILLIAM STREET, ESSENDON VIC 3040

TELEPHONE: (03) 9370 5166 FAX: (03) 9370 3799

EMAIL: joemerola@citylinkrealestate.com.au

frankcahill@citylinkrealestate.com.au



Hood Superannuation Fund
 PO Box 76
 Somerton VIC 3062

20/10/2021 Page 1
 24(24) TAX INVOICE
 ABN 53 993 652 131

CREDIT TO A/C 083363 478388390

Property	Tenant	Rent	From	To	Amount
1/36 Production Drive	Ezy Way Garage Doors P	2000.00M	1/07	1/08	2000.00
TOTAL RENT COLLECTIONS					* 2000.00 *
					GST incl.
OTHER COLLECTIONS:					
1/36 Production Drive,	Ezy Way Garage Doors,	GST collect			200.00
TOTAL OTHER COLLECTION					* 200.00 *
MANAGEMENT, BANK & OTHER FEES:					
	Management Fees			10.00-	110.00-
	Miscellaneous Fees			.40-	4.40-

Collections	Management	Lettings	Disb'mts	Misc Fees	GST Chgd	Balance
2200.00	100.00-			4.00-	10.40-	2085.60

44

CITY LINK REAL ESTATE AGENCY PTY. LTD.

A.C.N. 053 193 758

A.B.N. 53 993 652 131

LICENSED ESTATE AGENTS AND AUCTIONEERS

JOE MEROLA DIRECTOR (LEA)

FRANK CAHILL ASSOCIATE DIRECTOR

13 WILLIAM STREET, ESSENDON VIC 3040

TELEPHONE: (03) 9370 5166 FAX: (03) 9370 3799

EMAIL: joemerola@citylinkrealestate.com.au
frankcahill@citylinkrealestate.com.au



Hood Superannuation Fund
PO Box 76
Somerton VIC 3062

7/11/2021 Page 1
32(32) TAX INVOICE
ABN 53 993 652 131

CREDIT TO A/C 083363 478388390

Party	Tenant	Rent	From	To	Amount
1/36 Production Drive	Ezy Way Garage Doors P	2000.00M	1/08	1/09	2000.00
TOTAL RENT COLLECTIONS					* 2000.00 *
					GST incl.
OTHER COLLECTIONS:					
1/36 Production Drive,	Ezy Way Garage Doors,	GST collect			200.00
TOTAL OTHER COLLECTION					* 200.00 *
MANAGEMENT, BANK & OTHER FEES:					
	Management Fees			10.00-	110.00-
	Miscellaneous Fees			.40-	4.40-

Collections	Management	Lettings	Disb'mts	Misc Fees	GST Chgd	Balance
2200.00	100.00-			4.00-	10.40-	2085.60

43

CITY LINK REAL ESTATE AGENCY PTY. LTD.

A.C.N. 053 193 758 A.B.N. 53 993 652 131

LICENSED ESTATE AGENTS AND AUCTIONEERS

JOE MEROLA DIRECTOR (LEA)

FRANK CAHILL ASSOCIATE DIRECTOR

13 WILLIAM STREET, ESSENDON VIC 3040

TELEPHONE: (03) 9370 5166 FAX: (03) 9370 3799

EMAIL: joemerola@citylinkrealestate.com.au
frankcahill@citylinkrealestate.com.au



Hood Superannuation Fund
PO Box 76
Somerton VIC 3062

23/12/2021 Page 1
33(33) TAX INVOICE
ABN 53 993 652 131

CREDIT TO A/C 083363 478388390

Property	Tenant	Rent	From	To	Amount
1/36 Production Drive	Ezy Way Garage Doors P	2000.00M	1/09	1/10	2000.00
	TOTAL RENT COLLECTIONS				* 2000.00 *
				GST incl.	
OTHER COLLECTIONS:					
1/36 Production Drive,	Ezy Way Garage Doors,	GST collect		200.00	200.00
	TOTAL OTHER COLLECTION			* 200.00 *	200.00 *
MANAGEMENT, BANK & OTHER FEES:					
	Management Fees			10.00-	110.00-
	Miscellaneous Fees			.40-	4.40-

Collections	Management	Lettings	Disb'mts	Misc Fees	GST Chgd	Balance
2200.00	100.00-			4.00-	10.40-	2085.60

CITY LINK REAL ESTATE AGENCY PTY. LTD.

A.C.N. 053 193 758

A.B.N. 53 993 652 131

LICENSED ESTATE AGENTS AND AUCTIONEERS

JOE MEROLA DIRECTOR (LEA)

FRANK CAHILL ASSOCIATE DIRECTOR

13 WILLIAM STREET, ESSENDON VIC 3040

TELEPHONE: (03) 9370 5166 FAX: (03) 9370 3799

EMAIL: joemerola@citylinkrealestate.com.au

frankcahill@citylinkrealestate.com.au



Hood Superannuation Fund
 PO Box 76
 Somerton VIC 3062

2/02/2022 Page 1
 25(25) TAX INVOICE
 ABN 53 993 652 131

CREDIT TO A/C 083363 478388390

Property	Tenant	Rent	From	To	Amount
/36 Production Drive	Ezy Way Garage Doors P	2000.00M	1/10	1/11	2000.00
TOTAL RENT COLLECTIONS					* 2000.00 *
					GST incl.
OTHER COLLECTIONS:					
/36 Production Drive,	Ezy Way Garage Doors,	GST collect			200.00
TOTAL OTHER COLLECTION					* 200.00 *
MANAGEMENT, BANK & OTHER FEES:					
Management Fees				10.00-	110.00-
Miscellaneous Fees				.40-	4.40-

collections	Management	Lettings	Disb'mts	Misc Fees	GST Chgd	Balance
2200.00	100.00-			4.00-	10.40-	2085.60

41

CITY LINK REAL ESTATE AGENCY PTY. LTD.

A.C.N. 053 193 758

A.B.N. 53 993 652 131

LICENSED ESTATE AGENTS AND AUCTIONEERS

JOE MEROLA DIRECTOR (LEA)

FRANK CAHILL ASSOCIATE DIRECTOR

13 WILLIAM STREET, ESSENDON VIC 3040

TELEPHONE: (03) 9370 5166 FAX: (03) 9370 3799

EMAIL: joemerola@citylinkrealestate.com.au
frankcahill@citylinkrealestate.com.au



Hood Superannuation Fund
PO Box 76
Somerton VIC 3062

7/03/2022 Page 1
23(23) TAX INVOICE
ABN 53 993 652 131

CREDIT TO A/C 083363 478388390

Property	Tenant	Rent	From	To	Amount
1/36 Production Drive	Ezy Way Garage Doors P	2000.00M	1/11	1/12	2000.00
TOTAL RENT COLLECTIONS					* 2000.00 *
					GST incl.
OTHER COLLECTIONS:					-----
1/36 Production Drive, Ezy Way Garage Doors, GST collect				200.00	200.00
TOTAL OTHER COLLECTION					* 200.00 *
MANAGEMENT, BANK & OTHER FEES:					
Management Fees				10.00-	110.00-
Miscellaneous Fees				.40-	4.40-

Collections	Management	Lettings	Disb'mts	Misc Fees	GST Chgd	Balance
2200.00	100.00-			4.00-	10.40-	2085.60

CITY LINK REAL ESTATE AGENCY PTY. LTD.

A.C.N. 053 193 758 A.B.N. 53 993 652 131

LICENSED ESTATE AGENTS AND AUCTIONEERS

JOE MEROLA DIRECTOR (LEA)

FRANK CAHILL ASSOCIATE DIRECTOR

13 WILLIAM STREET, ESSENDON VIC 3040

TELEPHONE: (03) 9370 5166 FAX: (03) 9370 3799

EMAIL: joemerola@citylinkrealestate.com.au
frankcahill@citylinkrealestate.com.au



Hood Superannuation Fund
PO Box 76
Somerton VIC 3062

11/04/2022 Page 1
15(15) TAX INVOICE
ABN 53 993 652 131

CREDIT TO A/C 083363 478388390

Property	Tenant	Rent	From	To	Amount
L/36 Production Drive	Ezy Way Garage Doors P	2000.00M	1/12	1/01	2000.00
TOTAL RENT COLLECTIONS					* 2000.00 *
					GST incl.
OTHER COLLECTIONS:					-----
L/36 Production Drive,	Ezy Way Garage Doors,	GST collect	200.00		200.00
TOTAL OTHER COLLECTION					* 200.00 * 200.00 *
MANAGEMENT, BANK & OTHER FEES:					
	Management Fees		10.00-		110.00-
	Miscellaneous Fees		.40-		4.40-

collections	Management	Lettings	Disb'mts	Misc Fees	GST Chgd	Balance
2200.00	100.00-			4.00-	10.40-	2085.60

M.J.

CITY LINK REAL ESTATE AGENCY PTY. LTD.

A.C.N. 053 193 758 A.B.N. 53 993 652 131

LICENSED ESTATE AGENTS AND AUCTIONEERS

JOE MEROLA DIRECTOR (LEA)

FRANK CAHILL ASSOCIATE DIRECTOR

13 WILLIAM STREET, ESSENDON VIC 3040

TELEPHONE: (03) 9370 5166 FAX: (03) 9370 3799

EMAIL: joemerola@citylinkrealestate.com.au
frankcahill@citylinkrealestate.com.au



Hood Superannuation Fund
PO Box 76
Somerton VIC 3062

21/04/2022 Page 1
23(23) TAX INVOICE
ABN 53 993 652 131

CREDIT TO A/C 083363 478388390

Property	Tenant	Rent	From	To	Amount
1/ Production Drive	Ezy Way Garage Doors P	2000.00M	1/01	1/02	2000.00
TOTAL RENT COLLECTIONS					* 2000.00 *
					GST incl.
OTHER COLLECTIONS:					
1/36 Production Drive,	Ezy Way Garage Doors,	GST collect			200.00 200.00
TOTAL OTHER COLLECTION					* 200.00 * 200.00 *
MANAGEMENT, BANK & OTHER FEES:					
	Management Fees			10.00-	110.00-
	Miscellaneous Fees			.40-	4.40-

Collections	Management	Lettings	Disb'mts	Misc Fees	GST Chgd	Balance
2200.00	100.00-			4.00-	10.40-	2085.60

38

CITY LINK REAL ESTATE AGENCY PTY. LTD.

A.C.N. 053 193 758

A.B.N. 53 993 652 131

LICENSED ESTATE AGENTS AND AUCTIONEERS

JOE MEROLA DIRECTOR (LEA)

FRANK CAHILL ASSOCIATE DIRECTOR

13 WILLIAM STREET, ESSENDON VIC 3040

TELEPHONE: (03) 9370 5166 FAX: (03) 9370 3799

EMAIL: joemerola@citylinkrealestate.com.au

frankcahill@citylinkrealestate.com.au



Hood Superannuation Fund
PO Box 76
Somerton VIC 3062

19/05/2022 Page 1
19(19) TAX INVOICE
ABN 53 993 652 131

CREDIT TO A/C 083363 478388390

Property	Tenant	Rent	From	To	Amount
1/36 Production Drive	Ezy Way Garage Doors P	2000.00M	1/02	1/03	2000.00
TOTAL RENT COLLECTIONS					* 2000.00 *
OTHER COLLECTIONS:					GST incl.
1/36 Production Drive,	Ezy Way Garage Doors,	GST collect			200.00
TOTAL OTHER COLLECTION					* 200.00 *
MANAGEMENT, BANK & OTHER FEES:					
	Management Fees			10.00-	110.00-
	Miscellaneous Fees			.40-	4.40-

Collections	Management	Lettings	Disb'mts	Misc Fees	GST Chgd	Balance
2200.00	100.00-			4.00-	10.40-	2085.60

CITY LINK REAL ESTATE AGENCY PTY. LTD.

A.C.N. 053 193 758 A.B.N. 53 993 652 131

LICENSED ESTATE AGENTS AND AUCTIONEERS

JOE MEROLA DIRECTOR (LEA)

FRANK CAHILL ASSOCIATE DIRECTOR

13 WILLIAM STREET, ESSENDON VIC 3040

TELEPHONE: (03) 9370 5166 FAX: (03) 9370 3799

EMAIL: joemerola@citylinkrealestate.com.au

frankcahill@citylinkrealestate.com.au



Hood Superannuation Fund
PO Box 76
Somerton VIC 3062

10/06/2022 Page 1
14(14) TAX INVOICE
ABN 53 993 652 131

CREDIT TO A/C 083363 478388390

Property	Tenant	Rent	From	To	Amount
1/36 Production Drive	Ezy Way Garage Doors P	2000.00M	1/03	1/04	2000.00
TOTAL RENT COLLECTIONS					* 2000.00 *
					GST incl.
OTHER COLLECTIONS:					
1/36 Production Drive,	Ezy Way Garage Doors,	GST collect			200.00
TOTAL OTHER COLLECTION					* 200.00 *
MANAGEMENT, BANK & OTHER FEES:					
	Management Fees			10.00-	110.00-
	Miscellaneous Fees			.40-	4.40-

Collections	Management	Lettings	Disb'mts	Misc Fees	GST Chgd	Balance
2200.00	100.00-			4.00-	10.40-	2085.60

CITY LINK REAL ESTATE AGENCY PTY. LTD.

A.C.N. 053 193 758 A.B.N. 53 993 652 131

LICENSED ESTATE AGENTS AND AUCTIONEERS

JOE MEROLA DIRECTOR (LEA)

FRANK CAHILL ASSOCIATE DIRECTOR

13 WILLIAM STREET, ESSENDON VIC 3040

TELEPHONE: (03) 9370 5166 FAX: (03) 9370 3799

EMAIL: joemerola@citylinkrealestate.com.au
frankcahill@citylinkrealestate.com.au



Hood Superannuation Fund
PO Box 76
Somerton VIC 3062

5/07/2022 Page 1
17(17) TAX INVOICE
ABN 53 993 652 131

CREDIT TO A/C 083363 478388390

Property	Tenant	Rent	From	To	Amount
1/36 Production Drive	Ezy Way Garage Doors P	2000.00M	1/04	1/05	2000.00
TOTAL RENT COLLECTIONS					* 2000.00 *
					GST incl.
OTHER COLLECTIONS:					
1/36 Production Drive,	Ezy Way Garage Doors,	GST collect			200.00
TOTAL OTHER COLLECTION					* 200.00 *
MANAGEMENT, BANK & OTHER FEES:					
Management Fees				10.00-	110.00-
Miscellaneous Fees				.40-	4.40-

Collections	Management	Lettings	Disb'mts	Misc Fees	GST Chgd	Balance
2200.00	100.00-			4.00-	10.40-	2085.60

pd Cheque



ABN: 14 854 354 856

Your rates and valuation notice

For the period 1 July 2021 to 30 June 2022

Enquiries: 9205 2200

HOOD TRANSPORT SERVICES PTY LTD
SUITE 24
2 ENTERPRISE DR
BUNDOORA VIC 3083

PROPERTY NUMBER: 690582
PAYMENT REFERENCE: 9800046
DATE OF ISSUE: 23/08/2021



For emailed notices:
hume.enotices.com.au
Reference: 155846CB0Z



1066904
R8_3999

PROPERTY DETAILS

36 PRODUCTION DR CAMPBELLFIELD VIC 3061
Lot 1 PS 647068F Vol 11491 Fol 446
310-FACTORY

Site Value	Capital Improved Value	Net Annual Value
\$280,000	\$490,000	\$27,000

Level of Value Date: 01/01/2021
Date Adopted for Rating Purposes: 01/07/2021
* Council has been appointed agent to collect these funds on behalf of the Victorian Government.

RATES, CHARGES AND REBATES

General Rate	0.0032344 x \$490,000	\$1,584.80
Fire Service Levy Industrial Fixed*	\$233.00	\$233.00
Fire Service Levy Industrial Variable*	.000898 x \$490,000	\$440.00
Total Amount Due		\$2,257.80

INSTALMENT 1
\$565.80
Payable 30/09/2021

INSTALMENT 2
\$564.00
Payable 30/11/2021

INSTALMENT 3
\$564.00
Payable 28/02/2022

INSTALMENT 4
\$564.00
Payable 31/05/2022



HOW TO PAY



BPAY (BPAY View Registration No: 9800046)
Access Bpay via your internet banking
BILLER CODE: 12500
REF: 9800046



DIRECT DEBIT
Register online at
hume.vic.gov.au/rates to arrange
automatic payment of your account



POST BILLPAY
BILLPAY CODE: 0862
REF: 9800046



IN PERSON
Pay at your nearest Council Customer
Contact Centre in Broadmeadows,
Craigieburn or Sunbury or visit your nearest
Post Office.



*862 9800046



MAIL
Send this slip with your cheque made
payable to: Hume City Council,
PO Box 119 Dallas 3047



ONLINE OR PHONE
Call 13 18 16 or visit hume.vic.gov.au/pay

34



Yarra Valley Water ABN 93 066 902 501

HOOD TRANSPORT SERVICES PTY LTD ATF HOOD SUPER
93 MEROLA WAY
CAMPBELLFIELD VIC 3061

Tax Invoice emailed to kerryhood1@optusnet.com 09 Dec 2021

ACCOUNT SUMMARY

36 PRODUCTION DR, CAMPBELLFIELD
Property Number 5052 856, PS 647068

Product/Service	Amount
Usage Charges	\$23.70
Water Supply System Charge	\$73.08
Sewerage System Charge	\$140.56
Yarra Valley Water Total	\$237.34
Other Authority Charges	
Waterways and Drainage Charge on behalf of Melbourne Water	\$39.98
TOTAL (GST does not apply)	\$277.32

Quarterly Bill

Enquiries 1300 304 688

Faults 13 2762 (24hrs)

Account Number 08 0200 4910

Invoice Number 0809 4575 78124

Total Due \$277.32

Due Date 30 December 2021

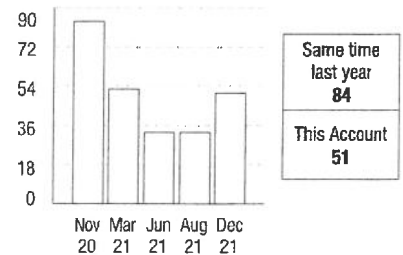
Need more time to pay?
Request online or call 1300 304 688.

PAYMENT SUMMARY

Last Account	\$348.03
Paid/Adjusted	-\$348.03
Balance	\$0.00
Total this Account	+\$277.32
Amount Due	\$277.32

WATER USAGE

Your average usage in litres per day



*3042 080945757812 4

Payment Slip

Account Number 08 0200 4910

Invoice Number 0809 4575 78124

Total Due \$277.32

Due Date 30 December 2021

Your quarterly bill



Emailed to: kerryhood1@optusnet.com
 HOOD TRANSPORT SERIVES PTY LTD ATF HOOD
 SUPER
 93 MEROLA WAY
 CAMPBELLFIELD VIC 3061

Enquiries 1300 304 688
 Faults (24/7) 13 27 62
 Account number 08 0200 4910
 Invoice number 0800 3130 66081
 Issue date 15 Mar 2022
 Tax Invoice Yarra Valley Water ABN 93 066 902 501

Amount due **\$267.06** Due date **5 Apr 2022**

Summary


36 PRODUCTION DR, CAMPBELLFIELD	
Property Number 5052 856, PS 647068	
Product/Service	Amount
Usage Charges	\$18.95
Water Supply System Charge	\$71.49
Sewerage System Charge	\$137.51
Yarra Valley Water Total	\$227.95
Other Authority Charges	
Waterways and Drainage Charge on behalf of Melbourne Water	\$39.11
TOTAL (GST does not apply)	\$267.06

Payment summary

Last Account	\$277.32
Paid/Adjusted	-\$277.32
Balance	\$0.00
Total this Account	+\$267.06
Total Balance	\$267.06

Daily water use

Your average usage in litres per day



How to pay



*3042 080031306608 1



Direct debit
 Sign up for direct debit at yvw.com.au/online or call 1300 304 688.



BPAY*
 Biller code: 344366
 Ref: 080 2004 9107



Credit Card
 Online: yvw.com.au/paying
 Phone: 1300 362 332



Post Billpay*
 Biller code: 3042
 Ref: 0800 3130 66081



Cheque
 Send a cheque with this portion of your bill to:
Yarra Valley Water,
 GPO Box 2860 Melbourne
 VIC 3001



Centrepay
 Arrange regular deductions from your Centrolink payments
 Online: via your myGov account at my.gov.au
 CRN: 555 054 118T

HOOD TRANSPORT SERIVES PTY LTD ATF
 HOOD SUPER

Account number 08 0200 4910
 Invoice number 0800 3130 66081
Total due \$267.06
 Due date **5 Apr 2022**
 Amount paid \$

+00800313066081>

+009120+

<0802004910>

<0000026706>

+444+

ur
quarterly bill



Emailed to: kerryhood1@optusnet.com
HOOD TRANSPORT SERIVES PTY LTD ATF HOOD
SUPER
93 MEROLA WAY
CAMPBELLFIELD VIC 3061

Enquiries 1300 304 688
Faults (24/7) 13 27 62

Account number 08 0200 4910
Invoice number 0804 8197 41292
Issue date 9 Jun 2022
Tax Invoice Yarra Valley Water ABN 93 066 902 501

Amount due
\$265.09

Due date
30 Jun 2022

Summary

36 PRODUCTION DR, CAMPBELLFIELD

Property Number 5052 856, PS 647068

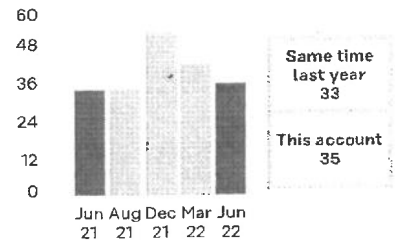
Product/Service	Amount
Usage Charges	\$14.21
Water Supply System Charge	\$72.30
Sewerage System Charge	\$139.04
Yarra Valley Water Total	\$225.55
Other Authority Charges	
Waterways and Drainage Charge on behalf of Melbourne Water	\$39.54
TOTAL (GST does not apply)	\$265.09

Payment summary

Last Account	\$267.06
Paid/Adjusted	-\$267.06
Balance	\$0.00
Total this Account	+\$265.09
Total Balance	\$265.09

Daily water use

Your average usage in litres per day



How to pay



*3042 080481974129 2



Direct Debit

Sign up for Direct Debit at yvwm.com.au or call 1300 304 688.



BPAY®

Billier code: 344366
Ref: 080 2004 9107



Credit card

Online: yvwm.com.au/paying
Phone: 1300 362 332



Centrelink

Arrange regular deductions from your Centrelink payments. Visit yvwm.com.au/paying
CRN reference: 555 054 118T



Post Billpay®

Pay in person at any post office, by phone on 13 18 16 or at postbillpay.com.au

Billier code: 3042
Ref: 0804 8197 41292



Cheque

Send a cheque with this portion of your bill to Yarra Valley Water
GPO Box 2860 Melbourne
VIC 3001

HOOD TRANSPORT SERIVES PTY LTD ATF
HOOD SUPER

Account number 08 0200 4910
Invoice number 0804 8197 41292
Total due \$265.09
Due date 30 Jun 2022
Amount paid \$

+00804819741292>


+009120+

<0802004910>

<0000026509> +444+

DUPLICATE DATE: 01 April 2022

HOOD SUPERANNUATION FUND
29 REVEILLE WAY
MICKLEHAM VIC 3064



our

TAX ADJUSTMENT NOTE
CLIENT'S COPY

ADJ. DATE	DESCRIPTION	AMOUNT \$	GST %
01 April 2022	Ongoing Advice Service Fee	1,090.85	10

TOTAL OF ADJUSTMENT: \$1,090.85

Adjustment to GST Payable: \$109.09

TOTAL ADJUSTMENT AMOUNT
(The total adjustment amount includes GST) \$1,199.94

interest 1,056.57

The adjustment notice above relates to the refund of the Ongoing Advice Service fee you have paid during July 2008 to December 2018.

14 October 2022

Hood Transport Services Pty. Ltd. ATF Hood Superannuation Fund
93 Merola Way
CAMPBELLFIELD VIC 3061

**FirstWrap
Annual tax statement 2021-22**

Dear Sir/Madam,

We're pleased to provide you with your *Annual tax statement* for the financial year ended 30 June 2022.

The information contained in your *Annual tax statement* includes any income and capital gains or losses from your investment account(s). Where your account is held jointly, the *Annual tax statement* reflects an equal allocation of the income and capital gains or losses for each investor on the account.

Tax guide available online

The *Tax guide*, when used in conjunction with your *Annual tax statement*, can assist you to complete your income tax return. The *Tax guide* is not a substitute for professional taxation advice and we recommend that you seek expert advice regarding your tax position. As part of our commitment towards sustainability, the *2022 Tax guide* is available online at firstwrap.com.au under the *Annual reporting* link.

We'd like to thank you for choosing FirstWrap.

More information

If you have any questions please contact your adviser, Conrad Greer, on 0412 378 172.

Yours sincerely,

Colonial First State

**Hood Transport Services Pty. Ltd. ATF Hood
Superannuation Fund**

Conrad Greer
ASVW Financial Services Pty Ltd

Hood Transport Services Pty. Ltd. ATF Hood Superannuation Fund FirstWrap Plus Investments-SMSF (9335451)

Part A - Summary of Tax return for individuals 2022 and Tax return for individuals (supplementary section) 2022

	Amount	Tax return label
Question 10 - Tax return for individuals 2022		
Gross interest	\$9.67	10L
Credit for TFN amounts withheld from gross interest	\$0.00	10M
Question 11 - Tax return for individuals 2022		
Dividends - unfranked amount	\$0.00	11S
Dividends - franked amount	\$0.00	11T
Dividends - franking credits ¹	\$0.00	11U
Credit for TFN amounts withheld from dividends	\$0.00	11V
Question 13 - Tax return for individuals (supplementary section) 2022		
Share of net income from trusts, less capital gains, foreign income and franked distributions	\$593.46	13U
Franked distributions from trusts	\$1,917.29	13C
Other deductions relating to distributions	\$2,186.35	13Y
Franking credits from franked distributions	\$767.99	13Q
Credit for tax file number amounts withheld from interest, dividends and unit trust distributions	\$0.00	13R
Question 18 - Tax return for individuals (supplementary section) 2022		
Total current year capital gains ²	\$6,076.84	18H
Net capital gain ²	\$4,059.02	18A
Question 19 - Tax return for individuals (supplementary section) 2022		
CFC income	\$0.00	19K
Question 20 - Tax return for individuals (supplementary section) 2022		
Assessable foreign source income	\$450.72	20E
Other net foreign source of income	\$450.72	20M
Aust franking credits from New Zealand companies	\$1.16	20F
Foreign income tax offsets ³	\$92.20	20O
Question 24 - Tax return for individuals (supplementary section) 2022		
Gain on disposal of traditional securities	\$0.00	24Y
Question D8 - Tax return for individuals 2022		
Listed Investment Company (LIC) deductions	\$0.00	D8H
Question D15 - Tax return for individuals (supplementary section) 2022		
Loss on disposal of traditional securities	\$0.00	D15J
Question T7 - T9- Tax return for individuals (supplementary section) 2022		
Early stage venture capital limited partnership	\$0.00	T7K
Early stage investor	\$0.00	T8L
Other refundable tax offsets	\$0.00	T9P

¹ Amount 11U does not include any amount which might need to be adjusted for the '45/90 day rule'. Please refer to the assumptions section of the *Tax guide 2022* for further information.

² Excludes realised capital gains/losses from disposal of investments as listed in Part D of your *Annual tax statement*.

³ If your total foreign income tax paid from all sources for the year is \$1,000 or less, then you can claim this amount in full. Otherwise, you will need to refer to the publication *Guide to foreign income tax offset rules 2022* available online at www.ato.gov.au to work out your entitlement.

Part B - Additional capital gains information

	Amount
Capital gains - discount method (grossed up amount)	\$6,053.46
Capital gains - indexation method	\$0.00
Capital gains - other method	\$23.38
Total current year capital gains	\$6,076.84

Part C - Components of income

	Income	Tax paid/offsets	Taxable income
Australian income			
Gross interest	\$9.67		\$9.67
Dividends - unfranked amount	\$0.00		\$0.00
Dividends - franked amount	\$0.00	\$0.00	\$0.00
Dividends - unfranked CFI	\$0.00		\$0.00
Distributions - unfranked amount	\$68.46		\$68.46
Distributions - franked amount	\$1,149.30	\$767.99	\$1,917.29
Distributions - unfranked CFI	\$131.37		\$131.37
Distributions - interest	\$82.31		\$82.31
Distributions - other income	\$311.32		\$311.32
Distributions - other tax offsets		\$0.00	
Other income	\$0.00		\$0.00
Less allowable trust deductions	\$0.00		\$0.00
Total Australian income	\$1,752.43	\$767.99	\$2,520.42
Capital gains			
Discounted capital gain	\$3,026.73	\$0.00	\$4,035.64
CGT concession amount	\$0.00		\$0.00
AMIT CGT gross up amount	\$3,026.71		\$0.00
Capital gains - indexation method	\$0.00	\$0.00	\$0.00
Capital gains - other method	\$15.02	\$8.36	\$23.38
Distributed capital gain	\$6,068.46	\$8.36	\$4,059.02
Foreign income			
Assessable foreign source income	\$366.88	\$83.84	\$450.72
CFC income	\$0.00		\$0.00
Aust franking credits from New Zealand companies		\$1.16	\$1.16
Total foreign income	\$366.88	\$85.00	\$451.88
Non-assessable amounts			
Tax-exempted amounts	\$0.00		
Tax-free amounts	\$0.00		
Tax-deferred amounts	\$0.00		
Other non-assessable amounts	\$712.17		
Total non-assessable amounts	\$712.17		
Total income*	\$8,899.94		
Less TFN withholding tax	\$0.00		
Less non-resident withholding tax	\$0.00		
Less other expenses	\$2,186.35		
Net income	\$6,713.59		
Listed Investment Company (LIC) deductions	\$0.00		

Any capital gains/losses included in Part D are not included in Part C of your *Annual tax statement*.

* Income from Attribution Managed Investment Trusts (AMITs) has been included on an attribution basis and may include amounts that are not paid as cash.

Part D - Realised capital gains/losses from disposal of investments

Investment name	Capital gains				Capital loss
	Indexation method	Discount method	Discount method (grossed up)	Other method	
	Total	\$0.00	\$0.00	\$0.00	

You will need to make a choice as to which capital gain method to apply for each disposal. These gains/losses are in addition to those included in Part A of this Annual tax statement. Any investments where CGT positions are unable to be calculated will be reported on the last page of this statement.

Part E - Gains/losses from disposal of traditional securities

Traditional security	Purchase date	Disposal date	Units	Value on purchase	Value on disposal	Gain/loss
Total				\$0.00	\$0.00	\$0.00

Part E provides further detail of any gains/losses from the disposal of traditional securities during the year, as shown in Part A (Question 24 or Question D15). For any traditional securities where we are unable to calculate results, they will be reported on the last page of this statement.

PLEASE RETAIN THIS STATEMENT FOR INCOME TAX PURPOSES

Notes

All amounts for jointly held investments have been split equally between the owners. The amounts shown above include your equal allocation of the income and capital gains or losses on your jointly held investments.

This Tax Statement is relevant for Resident Tax Payers only.

The Tax Return Label referred to in Part A applies to Individual Tax Payers only.

Report criteria

The following services have been included during the preparation of this statement:
Hood Transport Services Pty. Ltd. ATF Hood Superannuation Fund FirstWrap Plus Investments-SMSF (9335451)

Disclaimer

Colonial First State Investments Limited ABN 98 002 348 352, AFSL 232468 (CFSIL) is the Investor Directed Portfolio Service (IDPS) operator and custodian of 'Avanteos Wrap Account Service' which include the FirstWrap Plus Investments and FirstWrap Investments (closed to new investors 28 March 2011). The capital gains and traditional security gains figures in Parts D and E are only our estimates of your position. You should review the information in this Annual tax statement in consultation with your professional tax adviser or accountant to accurately determine your tax position (including entitlement to franking credit and foreign income tax offset). You should assess whether this information is accurate and whether the tax treatment is appropriate for your circumstances. CFSIL disclaims any liability for errors contained in this Annual tax statement.

CFSIL is required to report to the Australian Taxation Office (ATO) information on transfers of shares and units in unit trusts that are held through the IDPS. CFSIL has elected to report CGT summary information to the ATO.

This report is not financial product advice or tax advice. It provides general information only and does not take into account your individual objectives, financial situation or needs. You should read the disclosure document and assess whether the information is appropriate for you and consider talking with your adviser before making an investment decision.

CFSIL strongly recommend investors who have stapled securities to seek independent tax advice to verify that the underlying cost base is correct.

Conrad Greer
ASVW Financial Services Pty Ltd

Hood Transport Services Pty. Ltd. ATF Hood Superannuation Fund

	2020/21 Tax Statement Income received in 2021/22 (A)	2021/22 Tax Statement Income received in 2021/22 (B)	2021/22 Tax Statement Income received in 2022/23 (C)
Hood Transport Services Pty. Ltd. ATF Hood Superannuation Fund FirstWrap PI-SMS (9335451)			
Cash Account	\$0.00	\$9.67	\$0.00
Janus Henderson Australian Fxd Intst	\$71.40	\$7.44	\$0.00
Janus Henderson Tactical Income	\$91.87	\$47.89	\$155.59
Colchester Global Government Bond I	\$137.43	\$61.69	\$18.93
Kapstream Absolute Return Income	\$148.55	\$63.03	\$57.19
Allan Gray Australia Equity A	\$409.71	\$0.00	\$1,263.70
Fidelity Australian Equities	\$519.97	\$394.45	\$1,258.02
Ausbil Australian Emerging Leaders	\$1,957.71	\$317.23	\$1,046.61
OC Premium Small Companies	\$401.93	\$27.73	\$524.53
Antipodes Global Fund - Class P	\$538.93	\$0.00	\$946.69
Magellan Global (Hedged)	\$154.76	\$160.63	\$166.04
T. Rowe Price Global Equity (Hedged)	\$2,904.69	\$0.00	\$0.18
Lazard Global Small Cap W	\$336.48	\$0.00	\$306.99
WaveStone Dynamic Australian Equity	\$27.79	\$0.00	\$1,492.83
Magellan Infrastructure	\$147.66	\$144.93	\$141.67
Resolution Capital Global Property Secs	\$40.98	\$101.89	\$217.95
Total	\$7,889.86	\$1,336.58	\$7,596.92
Total	\$7,889.86	\$1,336.58	\$7,596.92

Total income received in 2021/22 (A + B) = \$9,226.44

Report criteria The Income Reconciliation report includes the following accounts:
Hood Transport Services Pty. Ltd. ATF Hood Superannuation Fund FirstWrap Plus Investments-SMSF (9335451)

Avanteos Investments Limited ABN 20 096 259 979, AFSL 245531 (AIL) is the trustee of the 'Avanteos Superannuation Trust' ABN 38 876 896 681 and issuer of FirstWrap Plus Super and Pension and FirstWrap Super and Pension (closed to new investors 28 March 2011). Colonial First State Investments Limited ABN 98 002 348 352, AFSL 232468 (CFSIL) is the Investor Directed Portfolio Service (IDPS) operator and custodian of 'Avanteos Wrap Account Service' which include the FirstWrap Plus Investments and FirstWrap Investments (closed to new investors 28 March 2011).

While all care has been taken in preparing the information contained in this report (using reliable and accurate sources) to the extent permitted by law, neither AIL, CFSIL nor any related parties, their employees or directors, accept responsibility for any loss suffered by any person arising from reliance on this information.

Past performance is not a reliable indicator of future performance. Information provided in this report does not constitute personal, financial or taxation advice and does not take into account the individual objectives, financial situation, needs or tax circumstances of any individual. Investors should read the relevant Product Disclosure Statement or (DPS Guide and consult with their adviser before making any investment decisions.

Disclaimer

For the IDPS, only the information displayed at the end of each quarter of the financial year will be considered by the auditor in preparing its annual report.

The annuity products issued by Challenger Life Company Limited ABN 44 072 486 938, AFSL 234670 and AIA Australia Limited ABN 79 004 837 861, AFSL 230043 (AIA Australia) are accessible via the FirstWrap Platform (Platform Annuity Products). AIA Australia is part of the AIA Group. Challenger and AIA Australia have each appointed Colonial First State Investments Limited ABN 98 002 348 352, AFSL 232468 (CFSIL) to perform platform administration services only in relation to the annuity products and is not issuing, selling, guaranteeing, underwriting, providing custody services, or any other function in relation to the Platform Annuity Products.

Any 'Account balance' displayed on this site in relation to annuities represents the Funds under Advice (FUA) value (for Challenger annuities only) or the Purchase value (for AIA annuities only). The FUA or Purchase values are calculated as at the latest valuation available from Challenger or AIA Australia and are indicative only. They are not withdrawal values.

Investors should read the relevant annuity product PDS and policy wording before making an investment decision and consider talking to an adviser. Annuity product PDSs are available from Challenger or AIA Australia, or through an adviser.

8 July 2022



025-4083827-007567

Hood Transport Services Pty. Ltd. ATF Hood Superannuation Fund
93 Merola Way
CAMPBELLFIELD VIC 3061

FirstWrap June 2022 quarterly statement

Dear Sir/Madam,

We're pleased to provide you with your quarterly FirstWrap statement for the period 1 April 2022 to 30 June 2022 for your account/s within FirstWrap Investments and/or FirstWrap Plus Investments.

Your statement includes the following reports:

- 1. Asset allocation**
Graphically represents your investment allocation and profile by asset class.
- 2. Portfolio valuation**
Lists the current value of the investments within your portfolio at the end of the quarter based on the most recent price valuation.
- 3. Cash transaction list**
Lists the cash transactions carried out during the quarter.
- 4. Investment transaction list**
Lists the investment transactions carried out during the quarter.

If you have a regular savings plan within FirstWrap, it is important you read the enclosed information sheet *Important information for regular savings plan investors*.

More information

If you have any questions please contact your adviser, Conrad Greer, on 0412 378 172.

Yours sincerely,

Colonial First State



Important information for regular savings plan investors

If you make regular savings plan contributions to FirstWrap, you may not have the current disclosure document at the time you invest under the savings plan. Disclosure documents are updated regularly and can be accessed in the following ways:

- **From your adviser**
Disclosure documents for each financial product available for investment in FirstWrap are available at no cost to your adviser via an online service. These documents are placed online after they have been updated electronically by the product provider.
- **Through your online service**
You can view, download and print disclosure documents at any time through our free secure online service. If you want to use this service or you need help navigating the site please call your adviser. Alternatively please call the phone number on the front of this letter.
- **Printed disclosure documents**
You can obtain printed copies of the disclosure documents by calling us on the phone number on the front of this letter.

Investment news

If we receive notice from an investment manager about a significant change or event that affects an investment, we will summarise the change in *Investment News* available at www.cfs.com.au/firstwrap/investors. For specific investment information about managed account portfolios, please contact your adviser.

Risk of ceasing to nominate an adviser

FirstWrap and FirstWrap Plus are intended to be operated with an adviser. Should you cease to nominate an adviser on your account, there are additional risks that you need to consider. These include an increased risk of financial loss due to:

- Reduced monitoring and active management of your account, which would typically be undertaken by your adviser
- Increased time to process trades, as you will need to submit manual forms to request trades on your account.

Please refer to the 'What happens if you no longer have an adviser' section in the Other Important Information brochure for more information if you no longer have an adviser appointed on your account. A copy of our Non-advised investor policy is available free of charge on request.

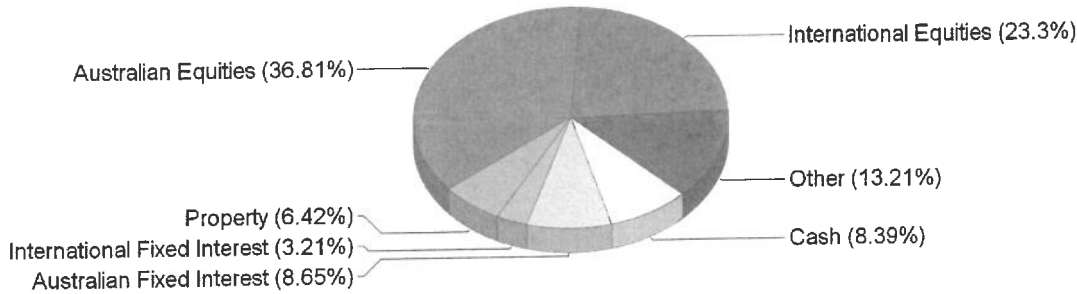
**Hood Transport Services P/L ATF Hood
Superannuation Fund**

Conrad Greer
Consultum Financial Advisers Pty Ltd

Portfolio allocation for Hood Transport Services P/L ATF Hood Superannuation Fund

Investment Market	Allocation
Cash	8.39%
Australian Fixed Interest	8.65%
International Fixed Interest	3.21%
Property	6.42%
Australian Equities	36.81%
International Equities	23.30%
Other	13.21%
	100%

Allocation



Notes

The Asset Allocation report may not match the total value of your Portfolio Valuation report due to accrued income; fee, insurance or tax liabilities; personal assets; and personal liabilities. The Asset Allocation report shows the allocation for settled investments and excludes unsettled trades.

Some information may have been provided by your adviser or a third party. We believe the data/descriptions are correct at the time of issue, but no responsibility arising in any way for errors or omissions is accepted.

As allocation percentages are rounded to two decimal places, the sum of all percentages may not add up to 100%. Any inconsistency is due to rounding.

Managed Fund information generally provided by Morningstar Australasia Pty Ltd, ABN 95 090 665 544.
 Australian Listed Security share prices generally provided by the ASX Limited, ABN 98 008 624 691.
 Unlisted Investments and Property Syndicate information generally provided by the relevant investment manager.

Report criteria

The Asset Allocation includes the following accounts:
 Hood Transport Services Pty. Ltd. ATF Hood Superannuation Fund FirstWrap Plus Investments-SMSF (9335451)

4083827_...S1R105_B004_00/561_2/5

Disclaimer

Avanteos Investments Limited ABN 20 096 259 979, AFSL 245531 (AIL) is the trustee of the 'Avanteos Superannuation Trust' ABN 38 876 896 681 and issuer of FirstWrap Plus Super and Pension and FirstWrap Super and Pension (closed to new investors 28 March 2011). Colonial First State Investments Limited ABN 98 002 348 352, AFSL 232468 (CFSIL) is the Investor Directed Portfolio Service (IDPS) operator and custodian of 'Avanteos Wrap Account Service' which include the FirstWrap Plus Investments and FirstWrap Investments (closed to new investors 28 March 2011).

While all care has been taken in preparing the information contained in this report (using reliable and accurate sources) to the extent permitted by law, neither AIL, CFSIL nor any related parties, their employees or directors, accept responsibility for any loss suffered by any person arising from reliance on this information.

Past performance is not a reliable indicator of future performance. Information provided in this report does not constitute personal, financial or taxation advice and does not take into account the individual objectives, financial situation, needs or tax circumstances of any individual. Investors should read the relevant Product Disclosure Statement or IDPS Guide and consult with their adviser before making any investment decisions.

For the IDPS, only the information displayed at the end of each quarter of the financial year will be considered by the auditor in preparing its annual report.

The annuity products issued by Challenger Life Company Limited ABN 44 072 486 938, AFSL 234670 and AIA Australia Limited ABN 79 004 837 861, AFSL 230043 (AIA Australia) are accessible via the FirstWrap Platform (Platform Annuity Products). AIA Australia is part of the AIA Group. Challenger and AIA Australia have each appointed Colonial First State Investments Limited ABN 98 002 348 352, AFSL 232468 (CFSIL) to perform platform administration services only in relation to the annuity products and is not issuing, selling, guaranteeing, underwriting, providing custody services, or any other function in relation to the Platform Annuity Products.

Any 'Account balance' displayed on this site in relation to annuities represents the Funds under Advice (FUA) value (for Challenger annuities only) or the Purchase value (for AIA annuities only). The FUA or Purchase values are calculated as at the latest valuation available from Challenger or AIA Australia and are indicative only. They are not withdrawal values.

Investors should read the relevant annuity product PDS and policy wording before making an investment decision and consider talking to a adviser. Annuity product PDSs are available from Challenger or AIA Australia, or through a adviser.

**Hood Transport Services P/L ATF Hood
Superannuation Fund**

Conrad Greer
Consultum Financial Advisers Pty Ltd

Hood Transport Services Pty. Ltd. ATF Hood Superannuation Fund

Investment	Units	Price	Price date	Value
FirstWrap Plus Investments-SMSF (9335451)				
Cash			30-Jun-2022	\$8,843.50
Cash Account				
Managed Funds - Australian fixed interest				
Janus Henderson Australian Fxd Intst (IOF0046AU)	3,557.758370	\$0.881000	30-Jun-2022	\$3,134.39
Janus Henderson Tactical Income (IOF0145AU)	5,409.943100	\$1.007800	30-Jun-2022	\$5,452.14
Managed Funds - Diversified fixed interest				
Colchester Global Government Bond I (ETL5525AU)	3,783.924850	\$0.836300	30-Jun-2022	\$3,164.50
Managed Funds - Short duration fixed interest				
Kapstream Absolute Return Income (HOW0052AU)	4,792.200290	\$1.151900	30-Jun-2022	\$5,520.14
Managed Funds - Australian share				
Allan Gray Australia Equity A (ETL0060AU)	9,115.484000	\$1.657200	30-Jun-2022	\$15,106.18
Fidelity Australian Equities (FID0008AU)	374.280730	\$35.547100	30-Jun-2022	\$13,304.59
Managed Funds - Australian share - small companies				
Ausbil Australian Emerging Leaders (AAP0104AU)	2,900.007280	\$3.141210	30-Jun-2022	\$9,109.53
OC Premium Small Companies (OPS0002AU)	1,848.405280	\$3.296300	30-Jun-2022	\$6,092.90
Managed Funds - Global share				
Antipodes Global Fund - Class P (IOF0045AU)	5,472.878250	\$1.721700	30-Jun-2022	\$9,422.65
Magellan Global (Hedged) (MGE0007AU)	4,511.980080	\$1.561400	30-Jun-2022	\$7,045.01
T. Rowe Price Global Equity (Hedged) (ETL0312AU)	6,709.856500	\$0.979600	30-Jun-2022	\$6,572.98
Managed Funds - Specialist share				
Lazard Global Small Cap W (LAZ0012AU)	2,018.866000	\$2.297400	30-Jun-2022	\$4,638.14
WaveStone Dynamic Australian Equity (HOW0053AU)	3,929.752300	\$1.892500	30-Jun-2022	\$7,437.06
Managed Funds - Global property and infrastructure				
Magellan Infrastructure (MGE0002AU)	5,448.669780	\$1.352400	30-Jun-2022	\$7,368.78
Resolution Capital Global Property Secs (WHT0015AU)	5,618.599500	\$1.694000	30-Jun-2022	\$9,517.91
Managed Funds - Alternatives				
Winton Global Alpha (MAQ0482AU)	13,996.140440	\$1.324300	30-Jun-2022	\$18,535.09
Total for FirstWrap Plus Investments-SMSF (9335451)				\$140,265.49
Total for Hood Transport Services Pty. Ltd. ATF Hood Superannuation Fund				\$140,265.49
Total portfolio				\$140,265.49

4088827__S1R105_B004_007567_3f6

Information about this report

Notes

The Portfolio valuation report excludes any 'unfilled share trades' and 'pending managed fund sell orders' if settlement details are not known at the date of this report. All pending transactions and unsettled trades are indicative only.

Prices are the latest available prices, at the time, for the selected report date and may not reflect the current valuation.
Ex-distribution prices are used where available and when the associated income amount has been processed. Where income has not yet been processed, or an ex-distribution price is not available, a cum-distribution price is used.

Managed fund unit prices are generally provided by Morningstar Australasia Pty Ltd, ABN 95 090 665 544.

Australian listed security share prices are generally provided by the ASX Limited, ABN 98 008 624 691.

The value displayed for joint accounts is the total value of the account.

Income Accrued is the income accrued on an investment but not physically received in the account as at the report date.

If you are a participant in one or more dividend or distribution reinvestment plans (DRPs), your participation in each DRP (including the treatment of any residual amounts which have not been applied to acquire additional securities) is governed by the rules of that DRP as set by the issuer of the applicable securities from time to time. Any residual amounts that you may be entitled to upon ceasing to participate in a DRP are not included in your account balance.

Report criteria

The Portfolio Valuation report includes the following accounts:

- FirstWrap Plus Investments-SMSF (9335451)

Reporting on all items wholly or jointly owned by client "Hood Transport Services Pty. Ltd. ATF Hood Superannuation Fund". The report has been restricted to only these types of services; no Cash, no Share, IDPS, Margin Lending. Margin loan details not reported, no breakdown of unsettled trades by investment, tax service liabilities not detailed separately, insurance details not listed.

Disclaimer

Avanteos Investments Limited ABN 20 096 259 979, AFSL 245531 (AIL) is the trustee of the 'Avanteos Superannuation Trust' ABN 38 876 896 681 and issuer of FirstWrap Plus Super and Pension and FirstWrap Super and Pension (closed to new investors 28 March 2011). Colonial First State Investments Limited ABN 98 002 348 352, AFSL 232468 (CFSIL) is the Investor Directed Portfolio Service (IDPS) operator and custodian of 'Avanteos Wrap Account Service' which include the FirstWrap Plus Investments and FirstWrap Investments (closed to new investors 28 March 2011).

While all care has been taken in preparing the information contained in this report (using reliable and accurate sources) to the extent permitted by law, neither AIL, CFSIL nor any related parties, their employees or directors, accept responsibility for any loss suffered by any person arising from reliance on this information.

Past performance is not a reliable indicator of future performance. Information provided in this report does not constitute personal, financial or taxation advice and does not take into account the individual objectives, financial situation, needs or tax circumstances of any individual. Investors should read the relevant Product Disclosure Statement or IDPS Guide and consult with their adviser before making any investment decisions.

For the IDPS, only the information displayed at the end of each quarter of the financial year will be considered by the auditor in preparing its annual report.

The annuity products issued by Challenger Life Company Limited ABN 44 072 486 938, AFSL 234670 and AIA Australia Limited ABN 79 004 837 861, AFSL 230043 (AIA Australia) are accessible via the FirstWrap Platform (Platform Annuity Products). AIA Australia is part of the AIA Group. Challenger and AIA Australia have each appointed Colonial First State Investments Limited ABN 98 002 348 352, AFSL 232468 (CFSIL) to perform platform administration services only in relation to the annuity products and is not issuing, selling, guaranteeing, underwriting, providing custody services, or any other function in relation to the Platform Annuity Products.

Any 'Account balance' displayed on this site in relation to annuities represents the Funds under Advice (FUA) value (for Challenger annuities only) or the Purchase value (for AIA annuities only). The FUA or Purchase values are calculated as at the latest valuation available from Challenger or AIA Australia and are indicative only. They are not withdrawal values.

Investors should read the relevant annuity product PDS and policy wording before making an investment decision and consider talking to a adviser. Annuity product PDSs are available from Challenger or AIA Australia, or through a adviser.

Disclaimer

Avanteos Investments Limited ABN 20 096 259 979, AFSL 245531 (AIL) is the trustee of the 'Avanteos Superannuation Trust' ABN 38 876 896 681 and issuer of FirstWrap Plus Super and Pension and FirstWrap Super and Pension (closed to new investors 28 March 2011). Colonial First State Investments Limited ABN 98 002 348 352, AFSL 232468 (CFSIL) is the Investor Directed Portfolio Service (IDPS) operator and custodian of 'Avanteos Wrap Account Service' which include the FirstWrap Plus Investments and FirstWrap Investments (closed to new investors 28 March 2011).

While all care has been taken in preparing the information contained in this report (using reliable and accurate sources) to the extent permitted by law, neither AIL, CFSIL nor any related parties, their employees or directors, accept responsibility for any loss suffered by any person arising from reliance on this information.

Past performance is not a reliable indicator of future performance. Information provided in this report does not constitute personal, financial or taxation advice and does not take into account the individual objectives, financial situation, needs or tax circumstances of any individual. Investors should read the relevant Product Disclosure Statement or IDPS Guide and consult with their adviser before making any investment decisions.

For the IDPS, only the information displayed at the end of each quarter of the financial year will be considered by the auditor in preparing its annual report.

The annuity products issued by Challenger Life Company Limited ABN 44 072 486 938, AFSL 234670 and AIA Australia Limited ABN 79 004 837 861, AFSL 230043 (AIA Australia) are accessible via the FirstWrap Platform (Platform Annuity Products). AIA Australia is part of the AIA Group. Challenger and AIA Australia have each appointed Colonial First State Investments Limited ABN 98 002 348 352, AFSL 232468 (CFSIL) to perform platform administration services only in relation to the annuity products and is not issuing, selling, guaranteeing, underwriting, providing custody services, or any other function in relation to the Platform Annuity Products.

Any 'Account balance' displayed on this site in relation to annuities represents the Funds under Advice (FUA) value (for Challenger annuities only) or the Purchase value (for AIA annuities only). The FUA or Purchase values are calculated as at the latest valuation available from Challenger or AIA Australia and are indicative only. They are not withdrawal values.

Investors should read the relevant annuity product PDS and policy wording before making an investment decision and consider talking to a adviser. Annuity product PDSs are available from Challenger or AIA Australia, or through a adviser.

**Hood Transport Services P/L ATF Hood
Superannuation Fund**

Conrad Greer
Consultum Financial Advisers Pty Ltd

FirstWrap Plus Investments

Trade date	Transaction	Units	Price	Amount
------------	-------------	-------	-------	--------

Hood Transport Services Pty. Ltd. ATF Hood Superannuation Fund FirstWrap Plus Investments-SMSF (9335451)

Managed Funds - Australian fixed interest

Janus Henderson Australian Fxd Intst (IOF0046AU)				
01-Apr-2022	Opening Balance	3,557.758370	\$0.928200	\$3,302.31
30-Jun-2022	Closing Balance	3,557.758370	\$0.881000	\$3,134.39
Janus Henderson Tactical Income (IOF0145AU)				
01-Apr-2022	Opening Balance	5,409.943100	\$1.044300	\$5,649.60
30-Jun-2022	Closing Balance	5,409.943100	\$1.007800	\$5,452.14
11-Apr-2022	Income			\$37.98

Managed Funds - Diversified fixed interest

Colchester Global Government Bond I (ETL5525AU)				
01-Apr-2022	Opening Balance	3,783.924850	\$0.872700	\$3,302.23
30-Jun-2022	Closing Balance	3,783.924850	\$0.836300	\$3,164.50
12-Apr-2022	Income			\$19.54

Managed Funds - Short duration fixed interest

Kapstream Absolute Return Income (HOW0052AU)				
01-Apr-2022	Opening Balance	4,792.200290	\$1.164100	\$5,578.60
30-Jun-2022	Closing Balance	4,792.200290	\$1.151900	\$5,520.14
12-Apr-2022	Income			\$24.13

Managed Funds - Australian share

Allan Gray Australia Equity A (ETL0060AU)				
01-Apr-2022	Opening Balance	9,115.484000	\$1.898300	\$17,303.92
30-Jun-2022	Closing Balance	9,115.484000	\$1.657200	\$15,106.18
Fidelity Australian Equities (FID0008AU)				
01-Apr-2022	Opening Balance	374.280730	\$41.321900	\$15,465.99
30-Jun-2022	Closing Balance	374.280730	\$35.547100	\$13,304.59
12-Apr-2022	Income			\$180.27

Managed Funds - Australian share - small companies

Ausbil Australian Emerging Leaders (AAP0104AU)				
01-Apr-2022	Opening Balance	2,900.007280	\$3.814460	\$11,061.96
30-Jun-2022	Closing Balance	2,900.007280	\$3.141210	\$9,109.53
OC Premium Small Companies (OPS0002AU)				
01-Apr-2022	Opening Balance	1,848.405280	\$3.771300	\$6,970.89
30-Jun-2022	Closing Balance	1,848.405280	\$3.296300	\$6,092.90

Managed Funds - Global share

Antipodes Global Fund - Class P (IOF0045AU)				
01-Apr-2022	Opening Balance	5,472.878250	\$1.688000	\$9,238.22
30-Jun-2022	Closing Balance	5,472.878250	\$1.721700	\$9,422.65
Magellan Global (Hedged) (MGE0007AU)				
01-Apr-2022	Opening Balance	4,511.980080	\$1.795400	\$8,100.81

FirstWrap Plus Investments

Trade date	Transaction	Units	Price	Amount
Hood Transport Services Pty. Ltd. ATF Hood Superannuation Fund FirstWrap Plus Investments-SMSF (9335451)				
Managed Funds - Global share				
Magellan Global (Hedged) (MGE0007AU)				
30-Jun-2022	Closing Balance	4,511.980080	\$1.561400	\$7,045.01
T. Rowe Price Global Equity (Hedged) (ETL0312AU)				
01-Apr-2022	Opening Balance	6,709.856500	\$1.201500	\$8,061.89
30-Jun-2022	Closing Balance	6,709.856500	\$0.979600	\$6,572.98
Managed Funds - Specialist share				
Lazard Global Small Cap W (LAZ0012AU)				
01-Apr-2022	Opening Balance	2,018.866000	\$2.568300	\$5,185.05
30-Jun-2022	Closing Balance	2,018.866000	\$2.297400	\$4,638.14
WaveStone Dynamic Australian Equity (HOW0053AU)				
01-Apr-2022	Opening Balance	3,929.752300	\$2.079300	\$8,171.13
30-Jun-2022	Closing Balance	3,929.752300	\$1.892500	\$7,437.06
Managed Funds - Global property and infrastructure				
Magellan Infrastructure (MGE0002AU)				
01-Apr-2022	Opening Balance	5,448.669780	\$1.420700	\$7,740.93
30-Jun-2022	Closing Balance	5,448.669780	\$1.352400	\$7,368.78
Resolution Capital Global Property Secs (WHT0015AU)				
01-Apr-2022	Opening Balance	5,618.599500	\$2.024300	\$11,373.73
30-Jun-2022	Closing Balance	5,618.599500	\$1.694000	\$9,517.91
20-Apr-2022	Income			\$26.37
Managed Funds - Alternatives				
Winton Global Alpha (MAQ0482AU)				
01-Apr-2022	Opening Balance	13,996.140440	\$1.232600	\$17,251.64
30-Jun-2022	Closing Balance	13,996.140440	\$1.324300	\$18,535.09

Notes

Opening balance is calculated using the last known price as at 31 March 2022.

The total value displayed may not reflect the total value shown in your Portfolio Valuation Report due to the exclusion of fees, insurance and tax liabilities; personal assets; personal liabilities; and unsettled trades.

Managed Fund information generally provided by Morningstar Australasia Pty Ltd, ABN 95 090 665 544.

Australian Listed Security share prices generally provided by the ASX Limited, ABN 98 008 624 691.

Unlisted Investments and Property Syndicate information generally provided by the relevant investment manager.

Some transaction descriptions may have been provided by your adviser.

Report criteria

The Investment Transaction List includes the following accounts:

Hood Transport Services Pty. Ltd. ATF Hood Superannuation Fund FirstWrap Plus Investments-SMSF (9335451)

Disclaimer

Avanteos Investments Limited ABN 20 096 259 979, AFSL 245531 (AIL) is the trustee of the 'Avanteos Superannuation Trust' ABN 38 876 896 681 and issuer of FirstWrap Plus Super and Pension and FirstWrap Super and Pension (closed to new investors 28 March 2011). Colonial First State Investments Limited ABN 98 002 348 352, AFSL 232468 (CFSIL) is the Investor Directed Portfolio Service (IDPS) operator and custodian of 'Avanteos Wrap Account Service' which include the FirstWrap Plus Investments and FirstWrap Investments (closed to new investors 28 March 2011).

While all care has been taken in preparing the information contained in this report (using reliable and accurate sources) to the extent permitted by law, neither AIL, CFSIL nor any related parties, their employees or directors, accept responsibility for any loss suffered by any person arising from reliance on this information.

Past performance is not a reliable indicator of future performance. Information provided in this report does not constitute personal, financial or taxation advice and does not take into account the individual objectives, financial situation, needs or tax circumstances of any individual. Investors should read the relevant Product Disclosure Statement or IDPS Guide and consult with their adviser before making any investment decisions.

For the IDPS, only the information displayed at the end of each quarter of the financial year will be considered by the auditor in preparing its annual report.

The annuity products issued by Challenger Life Company Limited ABN 44 072 486 938, AFSL 234670 and AIA Australia Limited ABN 79 004 837 861, AFSL 230043 (AIA Australia) are accessible via the FirstWrap Platform (Platform Annuity Products). AIA Australia is part of the AIA Group. Challenger and AIA Australia have each appointed Colonial First State Investments Limited ABN 98 002 348 352, AFSL 232468 (CFSIL) to perform platform administration services only in relation to the annuity products and is not issuing, selling, guaranteeing, underwriting, providing custody services, or any other function in relation to the Platform Annuity Products.

Any 'Account balance' displayed on this site in relation to annuities represents the Funds under Advice (FUA) value (for Challenger annuities only) or the Purchase value (for AIA annuities only). The FUA or Purchase values are calculated as at the latest valuation available from Challenger or AIA Australia and are indicative only. They are not withdrawal values.

Investors should read the relevant annuity product PDS and policy wording before making an investment decision and consider talking to a adviser. Annuity product PDSs are available from Challenger or AIA Australia, or through a adviser.

406862/_S1K1U5_B004_UU/507_016

**Hood Transport Services P/L ATF Hood
Superannuation Fund**

Conrad Greer
Consultum Financial Advisers Pty Ltd

FirstWrap Plus Investments

Date	Transaction	Debit	Credit	Balance
------	-------------	-------	--------	---------

Hood Transport Services Pty. Ltd. ATF Hood Superannuation Fund FirstWrap PI-SMS (9335451)

Cash Account

01-Jul-2021	Opening Balance			\$1,805.06
01-Jul-2021	Interest - 01-Jun-2021 - 30-Jun-2021		\$0.17	\$1,805.23
02-Jul-2021	Withdrawal - Administration fee	\$52.73		\$1,752.50
02-Jul-2021	Withdrawal - Adviser service fee (\$) Adviser Fee	\$128.12		\$1,624.38
02-Jul-2021	Deposit - Income HOW0052AU		\$148.55	\$1,772.93
02-Jul-2021	Deposit - Income ETL0060AU		\$409.71	\$2,182.64
16-Jul-2021	Deposit - Income AAP0104AU		\$1,957.71	\$4,140.35
19-Jul-2021	Deposit - Income HOW0053AU		\$27.79	\$4,168.14
19-Jul-2021	Deposit - Income IOF0046AU		\$71.40	\$4,239.54
19-Jul-2021	Deposit - Income LAZ0012AU		\$336.48	\$4,576.02
19-Jul-2021	Deposit - Income IOF0145AU		\$91.87	\$4,667.89
20-Jul-2021	Deposit - Income ETL5525AU		\$137.43	\$4,805.32
20-Jul-2021	Deposit - Income FID0008AU		\$519.97	\$5,325.29
20-Jul-2021	Deposit - Income OPS0002AU		\$401.93	\$5,727.22
21-Jul-2021	Deposit - Income ETL0312AU		\$2,904.69	\$8,631.91
21-Jul-2021	Deposit - Income WHT0015AU		\$40.98	\$8,672.89
01-Aug-2021	Interest - 01-Jul-2021 - 31-Jul-2021		\$0.45	\$8,673.34
02-Aug-2021	Deposit - Income IOF0045AU		\$538.93	\$9,212.27
03-Aug-2021	Deposit - Income MGE0007AU		\$154.76	\$9,367.03
03-Aug-2021	Deposit - Income MGE0002AU		\$147.66	\$9,514.69
03-Aug-2021	Withdrawal - Administration fee	\$53.76		\$9,460.93
03-Aug-2021	Withdrawal - Adviser service fee (\$) Adviser Fee	\$128.12		\$9,332.81
01-Sep-2021	Interest - 01-Aug-2021 - 31-Aug-2021		\$0.74	\$9,333.55
02-Sep-2021	Withdrawal - Administration fee	\$55.89		\$9,277.66
02-Sep-2021	Withdrawal - Adviser service fee (\$) Adviser Fee	\$128.12		\$9,149.54
30-Sep-2021	Closing Balance			\$9,149.54

Notes

The total value displayed may not reflect the total value shown in your Portfolio Valuation report due to the exclusion of fees, insurance and tax liabilities; personal assets; personal liabilities; and unsettled trades.

Some transaction descriptions may have been provided by your adviser and/or third parties. We believe the data/descriptions are correct at the time of issue, but no responsibility arising in any way for errors is accepted.

Report criteria

The Cash Transaction List includes the following accounts:

Hood Transport Services Pty. Ltd. ATF Hood Superannuation Fund FirstWrap PI-SMS (9335451)

Hood Transport Services P/L ATF Hood
Superannuation Fund

Conrad Greer
Consultum Financial Advisers Pty Ltd

FirstWrap Plus Investments

Date	Transaction	Debit	Credit	Balance
------	-------------	-------	--------	---------

Hood Transport Services Pty. Ltd. ATF Hood Superannuation Fund FirstWrap PI-SMS (9335451)

Cash Account

01-Oct-2021	Opening Balance			\$9,149.54
01-Oct-2021	Interest - 01-Sep-2021 - 30-Sep-2021		\$1.50	\$9,151.04
04-Oct-2021	Withdrawal - Administration fee	\$53.60		\$9,097.44
04-Oct-2021	Withdrawal - Adviser service fee (\$) Adviser Fee	\$128.13		\$8,969.31
11-Oct-2021	Deposit - Income ETL5525AU		\$21.22	\$8,990.53
11-Oct-2021	Deposit - Income IOF0046AU		\$7.44	\$8,997.97
13-Oct-2021	Deposit - Income HOW0052AU		\$18.83	\$9,016.80
14-Oct-2021	Deposit - Income FID0008AU		\$8.17	\$9,024.97
20-Oct-2021	Deposit - Income WHT0015AU		\$44.94	\$9,069.91
01-Nov-2021	Interest - 01-Oct-2021 - 31-Oct-2021		\$0.80	\$9,070.71
03-Nov-2021	Withdrawal - Administration fee	\$55.99		\$9,014.72
03-Nov-2021	Withdrawal - Adviser service fee (\$) Adviser Fee	\$128.12		\$8,886.60
01-Dec-2021	Interest - 01-Nov-2021 - 30-Nov-2021		\$0.71	\$8,887.31
02-Dec-2021	Withdrawal - Administration fee	\$53.72		\$8,833.59
02-Dec-2021	Withdrawal - Adviser service fee (\$) Adviser Fee	\$128.13		\$8,705.46
31-Dec-2021	Closing Balance			\$8,705.46

Notes

The total value displayed may not reflect the total value shown in your Portfolio Valuation report due to the exclusion of fees, insurance and tax liabilities; personal assets; personal liabilities; and unsettled trades.

Some transaction descriptions may have been provided by your adviser and/or third parties. We believe the data/descriptions are correct at the time of issue, but no responsibility arising in any way for errors is accepted.

Report criteria

The Cash Transaction List includes the following accounts:
Hood Transport Services Pty. Ltd. ATF Hood Superannuation Fund FirstWrap PI-SMS (9335451)

**Hood Transport Services P/L ATF Hood
Superannuation Fund**

Conrad Greer
Consultum Financial Advisers Pty Ltd

FirstWrap Plus Investments

Date	Transaction	Debit	Credit	Balance
------	-------------	-------	--------	---------

Hood Transport Services Pty. Ltd. ATF Hood Superannuation Fund FirstWrap PI-SMS (9335451)

Cash Account

01-Jan-2022	Opening Balance			\$8,705.46
01-Jan-2022	Interest - 01-Dec-2021 - 31-Dec-2021		\$0.66	\$8,706.12
05-Jan-2022	Withdrawal - Administration fee	\$56.41		\$8,649.71
05-Jan-2022	Withdrawal - Adviser service fee (\$) Adviser Fee	\$128.12		\$8,521.59
14-Jan-2022	Deposit - Income ETL5525AU		\$20.93	\$8,542.52
14-Jan-2022	Deposit - Income HOW0052AU		\$20.07	\$8,562.59
14-Jan-2022	Deposit - Income FID0008AU		\$206.01	\$8,768.60
19-Jan-2022	Deposit - Income OPS0002AU		\$27.73	\$8,796.33
19-Jan-2022	Deposit - Income AAP0104AU		\$317.23	\$9,113.56
19-Jan-2022	Deposit - Income WHT0015AU		\$30.58	\$9,144.14
19-Jan-2022	Deposit - Income IOF0145AU		\$9.91	\$9,154.05
21-Jan-2022	Deposit - Income MGE0007AU		\$160.63	\$9,314.68
01-Feb-2022	Interest - 01-Jan-2022 - 31-Jan-2022		\$0.73	\$9,315.41
02-Feb-2022	Withdrawal - Administration fee	\$54.11		\$9,261.30
02-Feb-2022	Withdrawal - Adviser service fee (\$) Adviser Fee	\$128.13		\$9,133.17
10-Feb-2022	Deposit - Income MGE0002AU		\$144.93	\$9,278.10
01-Mar-2022	Interest - 01-Feb-2022 - 28-Feb-2022		\$0.67	\$9,278.77
02-Mar-2022	Withdrawal - Administration fee	\$49.17		\$9,229.60
02-Mar-2022	Withdrawal - Adviser service fee (\$) Adviser Fee	\$128.13		\$9,101.47
31-Mar-2022	Closing Balance			\$9,101.47

Notes

The total value displayed may not reflect the total value shown in your Portfolio Valuation report due to the exclusion of fees, insurance and tax liabilities; personal assets; personal liabilities; and unsettled trades.

Some transaction descriptions may have been provided by your adviser and/or third parties. We believe the data/descriptions are correct at the time of issue, but no responsibility arising in any way for errors is accepted.

Report criteria

The Cash Transaction List includes the following accounts:
Hood Transport Services Pty. Ltd. ATF Hood Superannuation Fund FirstWrap PI-SMS (9335451)

**Hood Transport Services P/L ATF Hood
Superannuation Fund**

Conrad Greer
Consultum Financial Advisers Pty Ltd

FirstWrap Plus Investments

Date	Transaction	Debit	Credit	Balance
------	-------------	-------	--------	---------

Hood Transport Services Pty. Ltd. ATF Hood Superannuation Fund FirstWrap PI-SMS (9335451)

Cash Account

01-Apr-2022	Opening Balance			\$9,101.47
01-Apr-2022	Interest - 01-Mar-2022 - 31-Mar-2022		\$0.70	\$9,102.17
05-Apr-2022	Withdrawal - Administration fee	\$56.23		\$9,045.94
05-Apr-2022	Withdrawal - Adviser service fee (\$) Adviser Fee	\$128.12		\$8,917.82
11-Apr-2022	Deposit - Income IOF0145AU		\$37.98	\$8,955.80
12-Apr-2022	Deposit - Income HOW0052AU		\$24.13	\$8,979.93
12-Apr-2022	Deposit - Income FID0008AU		\$180.27	\$9,160.20
12-Apr-2022	Deposit - Income ETL5525AU		\$19.54	\$9,179.74
20-Apr-2022	Deposit - Income WHT0015AU		\$26.37	\$9,206.11
01-May-2022	Interest - 01-Apr-2022 - 30-Apr-2022		\$0.73	\$9,206.84
03-May-2022	Withdrawal - Administration fee	\$53.90		\$9,152.94
03-May-2022	Withdrawal - Adviser service fee (\$) Adviser Fee	\$128.12		\$9,024.82
01-Jun-2022	Interest - 01-May-2022 - 31-May-2022		\$1.81	\$9,026.63
02-Jun-2022	Withdrawal - Administration fee	\$55.01		\$8,971.62
02-Jun-2022	Withdrawal - Adviser service fee (\$) Adviser Fee	\$128.12		\$8,843.50
30-Jun-2022	Closing Balance			\$8,843.50

Notes

The total value displayed may not reflect the total value shown in your Portfolio Valuation report due to the exclusion of fees, insurance and tax liabilities; personal assets; personal liabilities; and unsettled trades.

Some transaction descriptions may have been provided by your adviser and/or third parties. We believe the data/descriptions are correct at the time of issue, but no responsibility arising in any way for errors is accepted.

Report criteria

The Cash Transaction List includes the following accounts:

Hood Transport Services Pty. Ltd. ATF Hood Superannuation Fund FirstWrap PI-SMS (9335451)



NAB Business Everyday Account

For further information call 13 22 65 for Personal Accounts or 13 10 12 for Business Accounts.

Account Balance Summary

Opening balance	\$26,496.42 Cr
Total credits	\$3,881.58
Total debits	\$10.00
Closing balance	\$30,368.00 Cr

Statement starts 1 July 2021
Statement ends 30 July 2021

024/014271



HOOD SUPERANNUATION FUND
 PO BOX 76
 SOMERTON VIC 3062

Outlet Details

Thomastown
 293 Spring St, Reservoir VIC 3073

Account Details

HOOD TRANSPORT SERVICES PTY LTD AS TRUSTEE FOR
 HOOD SUPERANNUATION FUND
 BUSINESS EVERYDAY AC

BSB number 083-363
 Account number 47-838-8390

Transaction Details

Date	Particulars	Debits	Credits	Balance
1 Jul 2021	Brought forward			26,496.42 Cr
8 Jul 2021	301500HOOD01 City Link R/E 301500.....		2,085.60	28,582.02 Cr
15 Jul 2021	PC140721-143708940 Superchoice P/L 481471.....		675.64 597.07	
	PC140721-143708939 Superchoice P/L 481471.....		761.14 Rev	30,018.80 Cr
22 Jul 2021	PC210721-144385669 Superchoice P/L 481471.....		168.91 SS1	
	PC210721-144385667 Superchoice P/L 481471.....		190.29 Div	30,378.00 Cr
30 Jul 2021	TRANSACTION SUMMARY	QUANTITY	U/COST	FEE
	Withdrawal	1	\$0.00	\$0.00
	Electronic Deposit	5	\$0.00	\$0.00
	Transaction Fees			\$0.00
	Flat Monthly Fee			\$10.00
	Total Fees Charged			\$10.00
	Account Fees		10.00	30,368.00 Cr

Summary of Government Charges

Government	From 1 July to date	Last year to 30 June
Withholding tax	\$0.00	\$0.00
Bank Account Debit (BAD) tax	\$0.00	\$0.00

Bank Accounts Debits (BAD) Tax or State Debits Duty has been abolished for all states & territories effective 1/7/2005. Any amount shown on this statement applies to debits processed on or before 30/06/2005.

For further information on any applicable rebates, fees or government charges, please refer to the NAB's "A Guide to Fees & Charges" booklet. Please retain this statement for taxation purposes

Explanatory Notes

Please check all entries and report any apparent error or possible unauthorised transaction immediately.

We may subsequently adjust debits and credits, which may result in a change to your account balance to accurately reflect the obligations between us.

For information on resolving problems or disputes, contact us on 1800 152 015, or ask at any NAB branch.

211/78/01/M014271/S021534/1043067



NAB Business Everyday Account
 For further information call 13 22 65 for Personal
 Accounts or 13 10 12 for Business Accounts.



024/009799



HOOD SUPERANNUATION FUND
 PO BOX 76
 SOMERTON VIC 3062

Account Balance Summary

Opening balance	\$30,368.00	Cr
Total credits	\$6,761.18	
Total debits	\$2,625.83	
Closing balance	\$34,503.35	Cr

Statement starts 31 July 2021
Statement ends 30 September 2021

Outlet Details

Thomastown
 293 Spring St, Reservoir VIC 3073

Account Details

HOOD TRANSPORT SERVICES PTY LTD AS TRUSTEE FOR
 HOOD SUPERANNUATION FUND
 BUSINESS EVERYDAY AC
 BSB number 083-363
 Account number 47-838-8390

Transaction Details

Date	Particulars	Debits	Credits	Balance
31 Jul 2021	Brought forward			30,368.00 Cr
30 Aug 2021	301500HOOD01 City Link R/E			
	301500.....		2,085.60	32,453.60 Cr
31 Aug 2021	TRANSACTION SUMMARY	QUANTITY	U/COST	FEE
	Electronic Deposit	1	\$0.00	\$0.00
	Transaction Fees			\$0.00
	Flat Monthly Fee			\$10.00
	Total Fees Charged			\$10.00
	Account Fees	10.00		32,443.60 Cr
3 Sep 2021	000159.....	2,257.80		29,837.77 Cr
	000160.....	348.03		
15 Sep 2021	301500HOOD01 City Link R/E			
	301500.....		2,085.60	31,923.37 Cr
16 Sep 2021	PC150921-145562247 Superchoice P/L			
	481471.....		177.80	Kerry
	PC150921-145562246 Superchoice P/L			
	481471.....		200.30	Dav
	PC150921-145557300 Superchoice P/L			
	481471.....		506.73	Kerry
	PC150921-145557299 Superchoice P/L			
	481471.....		570.85	Dav 33,379.05 Cr
23 Sep 2021	PC220921-172350460 Superchoice P/L			
	481471.....		177.80	Kerry
	PC220921-172353711 Superchoice P/L			
	481471.....		177.80	Kerry
	PC220921-172350459 Superchoice P/L			
	481471.....		200.30	Dav
	PC220921-172353710 Superchoice P/L			
	481471.....		200.30	Dav 34,135.25 Cr
30 Sep 2021	TRANSACTION SUMMARY	QUANTITY	U/COST	FEE
	Withdrawal	2	\$0.00	\$0.00
	Electronic Deposit	9	\$0.00	\$0.00
	Carried forward			34,135.25 Cr

275178/02/0009799/5014257/1028513

8

Transaction Details (continued)

Date	Particulars	Debits	Credits	Balance
	Brought forward			34,135.25 Cr
	Transaction Fees	\$0.00		
	Flat Monthly Fee	\$10.00		
	Total Fees Charged	\$10.00		
	PC290921-131102256 Superchoice P/L			
	481471.....		177.80	Kerry
	PC290921-131102255 Superchoice P/L			
	481471.....		200.30	Dan
	Account Fees	10.00		34,503.35 Cr

Summary of Government Charges

	From 1 July to date	Last year to 30 June
Government		
Withholding tax	\$0.00	\$0.00
Bank Account Debit (BAD) tax	\$0.00	\$0.00

Bank Accounts Debits (BAD) Tax or State Debits Duty has been abolished for all states & territories effective 1/7/2005. Any amount shown on this statement applies to debits processed on or before 30/06/2005.

For further information on any applicable rebates, fees or government charges, please refer to the NAB's "A Guide to Fees & Charges" booklet. Please retain this statement for taxation purposes

Explanatory Notes

Please check all entries and report any apparent error or possible unauthorised transaction immediately.

We may subsequently adjust debits and credits, which may result in a change to your account balance to accurately reflect the obligations between us.

For information on resolving problems or disputes, contact us on 1800 152 015, or ask at any NAB branch.

273/78/02/M009799/S014257/1028514



NAB Business Everyday Account
 For further information call 13 22 65 for Personal Accounts or 13 10 12 for Business Accounts.



024/011299



HOOD SUPERANNUATION FUND
 PO BOX 76
 SOMERTON VIC 3062

Account Balance Summary

Opening balance	\$34,503.35 Cr
Total credits	\$12,308.51
Total debits	\$3,699.32
Closing balance	\$43,112.54 Cr

Statement starts 1 October 2021
Statement ends 31 December 2021

Outlet Details

Thomastown
 293 Spring St, Reservoir VIC 3073

Lending Investment & Insurance Enquiries

Banker Anthony Nguyen
 Telephone number (03) 7038 7002

Account Details

HOOD TRANSPORT SERVICES PTY LTD AS TRUSTEE FOR
 HOOD SUPERANNUATION FUND
 BUSINESS EVERYDAY AC
 BSB number 083-363
 Account number 47-838-8390

Transaction Details

Date	Particulars	Debits	Credits	Balance
1 Oct 2021	Brought forward			34,503.35 Cr
14 Oct 2021	PC131021-100753047 Superchoice P/L 481471.....		177.80	<i>Kerry</i>
	PC131021-100772662 Superchoice P/L 481471.....		177.80	<i>Kerry</i>
	PC131021-100753046 Superchoice P/L 481471.....		200.30	<i>D</i>
	PC131021-100772661 Superchoice P/L 481471.....		200.30	<i>D</i> 35,259.55 Cr
21 Oct 2021	301500HOOD01 City Link R/E 301500.....		2,085.60	37,345.15 Cr
25 Oct 2021	PC221021-192440045 Superchoice P/L 481471.....		533.40	<i>Kerry</i>
	PC221021-192440044 Superchoice P/L 481471.....		600.90	<i>D</i> 38,479.45 Cr
29 Oct 2021	TRANSACTION SUMMARY QUANTITY U/COST FEE Electronic Deposit 9 \$0.00 \$0.00			
	Transaction Fees			\$0.00
	Flat Monthly Fee			\$10.00
	Less Free Eligible Trans.(max 30)			\$0.00
	Total Fees Charged			\$10.00
	Account Fees	10.00		38,469.45 Cr
8 Nov 2021	301500HOOD01 City Link R/E 301500.....		2,085.60	40,555.05 Cr
15 Nov 2021	PC121121-114184881 Superchoice P/L 481471.....		889.00	<i>Kerry</i>
	PC121121-114184880 Superchoice P/L 481471.....		1,001.50	<i>D</i> 42,445.55 Cr
23 Nov 2021	000161.....	3,392.00		39,053.55 Cr
30 Nov 2021	TRANSACTION SUMMARY QUANTITY U/COST FEE Withdrawal 1 \$0.60 \$0.60			
	Carried forward			39,053.55 Cr

365/78/02/A011299/S018021/1036041

6

Transaction Details (continued)

Date	Particulars	Debits	Credits	Balance
	Brought forward			39,053.55 Cr
	Electronic Deposit	3 \$0.00	\$0.00	
	Transaction Fees		\$0.60	
	Flat Monthly Fee		\$10.00	
	Less Free Eligible Trans.(max 30)		\$0.60	
	Total Fees Charged		\$10.00	
	Account Fees	10.00		39,043.55 Cr
2 Dec 2021	PC011221-197734288 Superchoice P/L 481471.....		177.80	Kerry
	PC011221-197734287 Superchoice P/L 481471.....		200.30	D
	Transfeerefund Cust Remediation 434165.....		2.11	
7 Dec 2021	PC061221-128498459 Superchoice P/L 481471.....		177.80	Kerry
	PC061221-128498458 Superchoice P/L 481471.....		200.30	D
13 Dec 2021	PC101221-129007988 Superchoice P/L 481471.....		177.80	Kerry
	PC101221-129007987 Superchoice P/L 481471.....		200.30	D
15 Dec 2021	000162.....	277.32		40,179.96 Cr
16 Dec 2021	PC151221-148935493 Superchoice P/L 481471.....		177.80	K
	PC151221-148950924 Superchoice P/L 481471.....		177.80	K
	PC151221-148935492 Superchoice P/L 481471.....		200.30	D
	PC151221-148950923 Superchoice P/L 481471.....		200.30	D
21 Dec 2021	PC201221-167510384 Superchoice P/L 481471.....		177.80	K
	PC201221-167510383 Superchoice P/L 481471.....		200.30	D
23 Dec 2021	301500HOOD01 City Link R/E 301500.....		2,085.60	
31 Dec 2021	TRANSACTION SUMMARY	QUANTITY	U/COST	FEE
	Withdrawal	1	\$0.60	\$0.60
	Electronic Deposit	13	\$0.00	\$0.00
	Transaction Fees			\$0.60
	Flat Monthly Fee			\$10.00
	Less Free Eligible Trans.(max 30)			\$0.60
	Total Fees Charged			\$10.00
	Account Fees	10.00		43,112.54 Cr

Summary of Government Charges

Government	From 1 July to date	Last year to 30 June
Withholding tax	\$0.00	\$0.00
Bank Account Debit (BAD) tax	\$0.00	\$0.00

Bank Accounts Debits (BAD) Tax or State Debits Duty has been abolished for all states & territories effective 1/7/2005. Any amount shown on this statement applies to debits processed on or before 30/06/2005.

For further information on any applicable rebates, fees or government charges, please refer to the NAB's "A Guide to Fees & Charges" booklet. Please retain this statement for taxation purposes

Explanatory Notes

Please check all entries and report any apparent error or possible unauthorised transaction immediately.

We may subsequently adjust debits and credits, which may result in a change to your account balance to accurately reflect the obligations between us.

For information on resolving problems or disputes, contact us on 1800 152 015, or ask at any NAB branch.

365/78/02/M/011299/5018/021/1036042



NAB Business Everyday Account

For further information call 13 22 65 for Personal Accounts or 13 10 12 for Business Accounts.

025/011744



HOOD SUPERANNUATION FUND
PO BOX 76
SOMERTON VIC 3062

Account Balance Summary

Opening balance	\$43,112.54 Cr
Total credits	\$12,182.70
Total debits	\$2,486.06
Closing balance	\$52,809.18 Cr

Statement starts 1 January 2022
Statement ends 31 March 2022

Outlet Details

Thomastown
293 Spring St, Reservoir VIC 3073

Lending Investment & Insurance Enquiries

Banker Anthony Nguyen
Telephone number (03) 7038 7002

Account Details

HOOD TRANSPORT SERVICES PTY LTD AS TRUSTEE FOR
HOOD SUPERANNUATION FUND
BUSINESS EVERYDAY AC

BSB number 083-363
Account number 47-838-8390

For Your Information

Be on the lookout for invoice scams. Criminals can change bank account details on a legitimate invoice to an account controlled by scammers. Criminals may also make a request by email or phone to update bank account details for suppliers or employees. Before actioning, always confirm any changes to payment details by contacting the supplier/employee using a phone number listed on their website or you have on file. Learn how to recognise scams and protect your business by visiting nab.com.au/security.

Transaction Details

Date	Particulars	Debits	Credits	Balance
1 Jan 2022	Brought forward			43,112.54 Cr
17 Jan 2022	PC140122-186994024 Superchoice P/L 481471.....		177.80	Kerry
	PC140122-186994023 Superchoice P/L 481471.....		200.30	D 43,490.64 Cr
25 Jan 2022	PC240122-138866224 Superchoice P/L 481471.....		183.81	Kerry
	PC240122-138866223 Superchoice P/L 481471.....		200.30	D 43,874.75 Cr
31 Jan 2022	TRANSACTION SUMMARY	QUANTITY	U/COST	FEE
	Electronic Deposit	4	\$0.00	\$0.00
	Transaction Fees			\$0.00
	Flat Monthly Fee			\$10.00
	Less Free Eligible Trans.(max 30)			\$0.00
	Total Fees Charged			\$10.00
	Account Fees	10.00		43,864.75 Cr
2 Feb 2022	PC310122-112877841 Superchoice P/L 481471.....		919.04	K
	PC310122-112877840 Superchoice P/L 481471.....		1,001.50	D 45,785.29 Cr
3 Feb 2022	301500HOOD01 City Link R/E 301500.....		2,085.60	47,870.89 Cr
	Carried forward			47,870.89 Cr

Transaction Details (continued)

Date	Particulars	Debits	Credits	Balance
	Brought forward			47,870.89 Cr
28 Feb 2022	TRANSACTION SUMMARY	QUANTITY	U/COST	FEE
	Electronic Deposit	3	\$0.00	\$0.00
	Transaction Fees			\$0.00
	Flat Monthly Fee			\$10.00
	Less Free Eligible Trans.(max 30)			\$0.00
	Total Fees Charged			\$10.00
	Account Fees	10.00		47,860.89 Cr
1 Mar 2022	PC140222-145100680 Superchoice P/L		801.20 K	
	481471.....			
	PC140222-145100678 Superchoice P/L		1,886.93 D	50,549.02 Cr
	481471.....			
2 Mar 2022	PC240222-145984404 Superchoice P/L		183.81 K	
	481471.....			
	PC240222-145984402 Superchoice P/L		200.30 D	50,933.13 Cr
	481471.....			
7 Mar 2022	301500HOOD01 City Link R/E		2,085.60	53,018.73 Cr
	301500.....			
9 Mar 2022	BT Advice Refund G Westpac Banking		2,256.51	55,275.24 Cr
	611990.....			
16 Mar 2022	000164.....	2,189.00		53,086.24 Cr
17 Mar 2022	000165.....	267.06		52,819.18 Cr
31 Mar 2022	TRANSACTION SUMMARY	QUANTITY	U/COST	FEE
	Withdrawal	2	\$0.60	\$1.20
	Electronic Deposit	6	\$0.00	\$0.00
	Transaction Fees			\$1.20
	Flat Monthly Fee			\$10.00
	Less Free Eligible Trans.(max 30)			\$1.20
	Total Fees Charged			\$10.00
	Account Fees	10.00		52,809.18 Cr

Summary of Government Charges

Government	From 1 July to date	Last year to 30 June
Withholding tax	\$0.00	\$0.00
Bank Account Debit (BAD) tax	\$0.00	\$0.00

Bank Accounts Debits (BAD) Tax or State Debits Duty has been abolished for all states & territories effective 1/7/2005. Any amount shown on this statement applies to debits processed on or before 30/06/2005.

For further information on any applicable rebates, fees or government charges, please refer to the NAB's "A Guide to Fees & Charges" booklet. Please retain this statement for taxation purposes

Explanatory Notes

Please check all entries and report any apparent error or possible unauthorised transaction immediately.

We may subsequently adjust debits and credits, which may result in a change to your account balance to accurately reflect the obligations between us.

For information on resolving problems or disputes, contact us on 1800 152 015, or ask at any NAB branch.


090/78/02/M011744/S017955/1005910



NAB Business Everyday Account

For further information call 13 22 65 for Personal Accounts or 13 10 12 for Business Accounts.



025/000347

 HOOD SUPERANNUATION FUND
 PO BOX 76
 SOMERTON VIC 3062

Account Balance Summary

Opening balance	\$52,809.18	Cr
Total credits	\$14,488.12	
Total debits	\$960.90	
Closing balance	\$66,336.40	Cr

Statement starts 1 April 2022
 Statement ends 30 June 2022

Outlet Details

Thomastown
 293 Spring St, Reservoir VIC 3073

Lending Investment & Insurance Enquiries

Linker Anthony Nguyen
 Telephone number (03) 7038 7002

Account Details

HOOD TRANSPORT SERVICES PTY LTD AS TRUSTEE FOR
 HOOD SUPERANNUATION FUND
 BUSINESS EVERYDAY AC
 BSB number 083-363
 Account number 47-838-8390

Transaction Details

Date	Particulars	Debits	Credits	Balance																														
1 Apr 2022	Brought forward			52,809.18 Cr																														
6 Apr 2022	PC310322-184282222 Superchoice P/L 481471.....		551.42 K																															
	PC310322-184282220 Superchoice P/L 481471.....		600.90 D	53,961.50 Cr																														
11 Apr 2022	301500HOOD01 City Link R/E 301500.....		2,085.60	56,047.10 Cr																														
22 Apr 2022	301500HOOD01 City Link R/E 301500.....		2,085.60	58,132.70 Cr																														
29 Apr 2022	<table border="1"> <tr> <td>TRANSACTION SUMMARY</td> <td>QUANTITY</td> <td>U/COST</td> <td>FEE</td> <td></td> </tr> <tr> <td>Electronic Deposit</td> <td>4</td> <td>\$0.00</td> <td>\$0.00</td> <td></td> </tr> <tr> <td>Transaction Fees</td> <td></td> <td></td> <td>\$0.00</td> <td></td> </tr> <tr> <td>Flat Monthly Fee</td> <td></td> <td></td> <td>\$10.00</td> <td></td> </tr> <tr> <td>Less Free Eligible Trans.(max 30)</td> <td></td> <td></td> <td>\$0.00</td> <td></td> </tr> <tr> <td>Total Fees Charged</td> <td></td> <td></td> <td>\$10.00</td> <td></td> </tr> </table>				TRANSACTION SUMMARY	QUANTITY	U/COST	FEE		Electronic Deposit	4	\$0.00	\$0.00		Transaction Fees			\$0.00		Flat Monthly Fee			\$10.00		Less Free Eligible Trans.(max 30)			\$0.00		Total Fees Charged			\$10.00	
TRANSACTION SUMMARY	QUANTITY	U/COST	FEE																															
Electronic Deposit	4	\$0.00	\$0.00																															
Transaction Fees			\$0.00																															
Flat Monthly Fee			\$10.00																															
Less Free Eligible Trans.(max 30)			\$0.00																															
Total Fees Charged			\$10.00																															
	Account Fees	10.00		58,122.70 Cr																														
2 May 2022	PC260422-184170698 Superchoice P/L 481471.....		919.04 K																															
	PC260422-184170695 Superchoice P/L 481471.....		1,001.50 D	60,043.24 Cr																														
4 May 2022	PC280422-184699821 Superchoice P/L 481471.....		183.81 K																															
	PC280422-184699819 Superchoice P/L 481471.....		200.30 D	60,427.35 Cr																														
13 May 2022	Please Note From Today Your Dr Interest Rate Is 6.720% PC090522-125948918 Superchoice P/L 481471.....		183.81 K																															
	PC090522-125948916 Superchoice P/L 481471.....		200.30 D	60,811.46 Cr																														
19 May 2022	301500HOOD01 City Link R/E 301500.....		2,085.60	62,897.06 Cr																														
	Carried forward			62,897.06 Cr																														

181178/03/AM000347/S000583/1001165

Transaction Details (continued)

Date	Particulars	Debits	Credits	Balance
	Brought forward			62,897.06 Cr
31 May 2022	TRANSACTION SUMMARY	QUANTITY	U/COST	FEE
	Electronic Deposit	7	\$0.00	\$0.00
	Transaction Fees			\$0.00
	Flat Monthly Fee			\$10.00
	Less Free Eligible Trans.(max 30)			\$0.00
	Total Fees Charged			\$10.00
	Account Fees	10.00		62,887.06 Cr
10 Jun 2022	301500HOOD01 City Link R/E			
	301500.....		2,085.60	64,972.66 Cr
14 Jun 2022	000166.....	665.81		64,306.85 Cr
16 Jun 2022	PC090622-109120270 Superchoice P/L			
	481471.....		183.80	K
	PC090622-109120370 Superchoice P/L			
	481471.....		183.81	K
	PC090622-109120279 Superchoice P/L			
	481471.....		200.30	D
	PC090622-109120373 Superchoice P/L			
	481471.....		200.30	D
17 Jun 2022	Please Note From Today Your Dr Interest Rate Is	7.220%		65,075.06 Cr
24 Jun 2022	000167.....	265.09		65,075.06 Cr
27 Jun 2022	PC210622-116999689 Superchoice P/L			64,809.97 Cr
	481471.....		735.23	K
	PC210622-116999691 Superchoice P/L			
	481471.....		801.20	D
30 Jun 2022	TRANSACTION SUMMARY	QUANTITY	U/COST	FEE
	Withdrawal	2	\$0.60	\$1.20
	Electronic Deposit	7	\$0.00	\$0.00
	Transaction Fees			\$1.20
	Flat Monthly Fee			\$10.00
	Less Free Eligible Trans.(max 30)			\$1.20
	Total Fees Charged			\$10.00
	Account Fees	10.00		66,336.40 Cr

Summary of Government Charges

Government	From 1 July to date	Last year to 30 June
Withholding tax	\$0.00	\$0.00
Bank Account Debit (BAD) tax	\$0.00	\$0.00

Bank Accounts Debits (BAD) Tax or State Debits Duty has been abolished for all states & territories effective 1/7/2005. Any amount shown on this statement applies to debits processed on or before 30/06/2005.

For further information on any applicable rebates, fees or government charges, please refer to the NAB's "A Guide to Fees & Charges" booklet. Please retain this statement for taxation purposes

Explanatory Notes

Please check all entries and report any apparent error or possible unauthorised transaction immediately.

We may subsequently adjust debits and credits, which may result in a change to your account balance to accurately reflect the obligations between us.

For information on resolving problems or disputes, contact us on 1800 152 015, or ask at any NAB branch.

Hood Superannuation Fund

Audit Trail

As at 30 June 2022

Date	Account Number	Cash/ Journal	Batch	Details	Debit \$	Credit \$
30/06/2022	290 0002	C	2	ongoing adviser fee	-	1,537.48
30/06/2022	290 0002	C	4	D	8,933.50	-
30/06/2022	290 0002	C	5	admin fee	-	650.52
30/06/2022	290 0001	C	6	water	-	1,157.50
30/06/2022	290 0001	C	7	GST on purch	-	199.00
30/06/2022	290 0001	C	8	walkers	-	1,990.00
30/06/2022	290 0001	C	9	super levy	-	259.00
30/06/2022	290 0001	C	10	GST on man fees	-	124.80
30/06/2022	290 0001	C	11	Man fee	-	1,248.00
30/06/2022	290 0001	C	12	GST on rent	2,400.00	-
30/06/2022	290 0001	C	13	Rent	24,000.00	-
30/06/2022	290 0001	C	14	misc income	2.11	-
30/06/2022	290 0001	C	15	Kerry ec	10,113.86	-
30/06/2022	290 0001	C	16	David ec	12,222.41	-
30/06/2022	290 0001	C	17	council	-	2,257.80
30/06/2022	290 0001	C	18	BT refund	2,256.51	-
30/06/2022	290 0001	C	19	bank fee	-	120.00
30/06/2022	290 0001	C	20	ato paygi	-	2,452.00
30/06/2022	290 0001	C	21	ato bas	-	940.00
30/06/2022	290 0001	C	22	ATO 2021 tax	-	406.81
30/06/2022	801 0023	C	23	ongoing adviser fee	1,537.48	-
30/06/2022	290 0002	C	25	sundry debtor	7,889.86	-
30/06/2022	801 0004	C	26	admin fee	650.52	-
30/06/2022	803 0023	C	27	water	1,157.50	-
30/06/2022	450 0008	C	28	GST on purch	199.00	-
30/06/2022	801 0011	C	29	walkers	1,990.00	-
30/06/2022	801 0019	C	30	super levy	259.00	-
30/06/2022	450 0008	C	31	GST on man fees	124.80	-
30/06/2022	803 0002	C	32	Man fee	1,248.00	-
30/06/2022	450 0008	C	33	GST on rent	-	2,400.00
30/06/2022	610 0003	C	34	Rent	-	24,000.00
30/06/2022	636 0001	C	35	misc income	-	2.11
30/06/2022	702 00001	C	36	Contribution Employer Concessional Contribu	-	10,113.86
30/06/2022	702 00002	C	37	Contribution Employer Concessional Contribu	-	12,222.41
30/06/2022	300 0001	C	38	sundry debtor	-	7,889.86
30/06/2022	803 0016	C	39	council	2,257.80	-
30/06/2022	801 0017	C	40	bank fee	120.00	-
30/06/2022	450 0009	C	41	ato paygi	2,452.00	-
30/06/2022	450 0008	C	42	ato bas	940.00	-
30/06/2022	450 0009	C	43	ATO 2021 tax	406.81	-
30/06/2022	636 0001	C	44	return advice fee	-	1,090.85
30/06/2022	450 0008	C	45	gst on refund of fees	-	109.09
30/06/2022	690 0007	C	46	interest on bt return of fees	-	1,056.57
30/06/2022	290 0002	C	47	sundry debtor 2022	-	7,596.92

Hood Superannuation Fund

Audit Trail

As at 30 June 2022

Date	Account Number	Cash/ Journal	Batch	Details	Debit \$	Credit \$
30/06/2022	300 0002	C	48	sundry debtor 2022	7,596.92	-
30/06/2022	608 8298	C	49	D	-	8,933.50
30/06/2022	860 0004	J	1	Current year tax expense	5,483.27	-
30/06/2022	450 0009	J	1	Current year tax expense	-	5,483.27
30/06/2022	229 1232	J	1	Unrealised market movement	-	1,360.72
30/06/2022	229 1508	J	1	Unrealised market movement	-	843.38
30/06/2022	229 1609	J	1	Unrealised market movement	-	955.72
30/06/2022	229 1754	J	1	Unrealised market movement	3,829.35	-
30/06/2022	229 1802	J	1	Unrealised market movement	-	1,878.33
30/06/2022	780 0009	J	1	Unrealised market movement - Foreign Assets	1,208.80	-
30/06/2022	229 1812	J	1	Unrealised market movement	-	5,747.66
30/06/2022	229 1813	J	1	Unrealised market movement	-	487.74
30/06/2022	780 0010	J	1	Unrealised market movement - Overseas Man	6,235.40	-
30/06/2022	208 1467	J	1	Unrealised market movement	-	3,052.84
30/06/2022	208 3565	J	1	Unrealised market movement	-	1,823.09
30/06/2022	208 5345	J	1	Unrealised market movement	-	274.11
30/06/2022	208 5690	J	1	Unrealised market movement	172.72	-
30/06/2022	208 6515	J	1	Unrealised market movement	-	1,548.96
30/06/2022	208 6817	J	1	Unrealised market movement	401.08	-
30/06/2022	208 6844	J	1	Unrealised market movement	-	523.34
30/06/2022	208 6851	J	1	Unrealised market movement	-	352.73
30/06/2022	208 7872	J	1	Unrealised market movement	0.79	-
30/06/2022	780 0017	J	1	Unrealised market movement - Non-Public &	7,000.48	-

Transactions that have been reconciled to each other within the Master Clearing Account in the selected report period have not been included in this report.