

---

Financial statements and reports for the year ended  
30 June 2021

The Gracy Superannuation Fund

# The Gracy Superannuation Fund

## Reports Index

---

Statement of Financial Position

Detailed Statement of Financial Position

Operating Statement

Detailed Operating Statement

Notes to the Financial Statements

Trustees Declaration

Compilation Report

Statement of Taxable Income

Trustee Minute / Resolution

Members Statement

Investment Summary

Investment Summary with Market Movement

Investment Income

Members Summary

SMSF Annual Return

Rental Property Statement

Investment Strategy

The Gracy Superannuation Fund  
**Reports Index**

---

General Ledger

# The Gracy Superannuation Fund

## Statement of Financial Position

As at 30 June 2021

	Note	2021 \$	2020 \$
<b>Assets</b>			
<b>Investments</b>			
Fixtures and Fittings (at written down value) - Unitised	2	804.00	1,236.00
Other Investments	3	123,012.08	73,737.01
Plant and Equipment (at written down value) - Unitised	4	7,085.90	7,937.90
Real Estate Properties ( Australian - Residential)	5	496,951.10	461,877.10
<b>Total Investments</b>		<u>627,853.08</u>	<u>544,788.01</u>
<b>Other Assets</b>			
Bendigo Bank		9,521.21	7,725.38
<b>Total Other Assets</b>		<u>9,521.21</u>	<u>7,725.38</u>
<b>Total Assets</b>		<u>637,374.29</u>	<u>552,513.39</u>
Less:			
<b>Liabilities</b>			
Income Tax Payable		2,417.95	5,003.39
<b>Total Liabilities</b>		<u>2,417.95</u>	<u>5,003.39</u>
<b>Net assets available to pay benefits</b>		<u>634,956.34</u>	<u>547,510.00</u>
Represented by:			
<b>Liability for accrued benefits allocated to members' accounts</b>	7, 8		
Cockerton, Geoffrey - Accumulation		338,078.56	291,063.74
Cockerton, Tracy - Accumulation		296,877.78	256,446.26
<b>Total Liability for accrued benefits allocated to members' accounts</b>		<u>634,956.34</u>	<u>547,510.00</u>

## The Gracy Superannuation Fund

# Detailed Statement of Financial Position

As at 30 June 2021

	Note	2021 \$	2020 \$
<b>Assets</b>			
<b>Investments</b>			
Fixtures and Fittings (at written down value) - Unitised	2		
Fixtures & Fittings Prescott St Orelia		346.00	549.00
Fixtures & Fittings Bronte St		458.00	687.00
Other Investments	3		
Gold Bar 1 oz		23,413.81	7,699.26
Gold Bullion 2.5oz		33,448.30	25,664.20
Gold Bullion 5 oz		16,724.15	12,832.10
Kangaroo Bar 100g		10,753.88	9,052.78
Silver Bar 100 oz		6,874.00	5,176.00
Silver Bar Kilo		23,205.44	13,312.67
Silver Kangaroo Coin 1oz		8,592.50	0.00
Plant and Equipment (at written down value) - Unitised	4		
Plant & Equipment Bronte St		3,085.90	3,085.90
Plant & Equipment Prescott Place		3,159.00	3,801.00
Plant and Equipment - Plant & Equipment		841.00	1,051.00
Real Estate Properties ( Australian - Residential)	5		
12/10 Prescott Place, Orelia		155,495.00	135,650.00
Unit 3, 49-53 Bronte St East Perth		341,456.10	326,227.10
<b>Total Investments</b>		<u>627,853.08</u>	<u>544,788.01</u>
<b>Other Assets</b>			
Bank Accounts	6		
Bendigo Bank		9,521.21	7,725.38
<b>Total Other Assets</b>		<u>9,521.21</u>	<u>7,725.38</u>
<b>Total Assets</b>		<u>637,374.29</u>	<u>552,513.39</u>
Less:			
<b>Liabilities</b>			
Income Tax Payable		2,417.95	5,003.39
<b>Total Liabilities</b>		<u>2,417.95</u>	<u>5,003.39</u>
<b>Net assets available to pay benefits</b>		<u>634,956.34</u>	<u>547,510.00</u>
Represented By :			
<b>Liability for accrued benefits allocated to members' accounts</b>	7, 8		
Cockerton, Geoffrey - Accumulation		338,078.56	291,063.74
Cockerton, Tracy - Accumulation		296,877.78	256,446.26
<b>Total Liability for accrued benefits allocated to members' accounts</b>		<u>634,956.34</u>	<u>547,510.00</u>

The Gracy Superannuation Fund

**Detailed Statement of Financial Position**

As at 30 June 2021

---

	Note	2021	2020
		\$	\$

# The Gracy Superannuation Fund

## Operating Statement

For the year ended 30 June 2021

	Note	2021 \$	2020 \$
<b>Income</b>			
<b>Investment Income</b>			
Property Income	10	27,801.10	28,202.43
<b>Investment Gains</b>			
Changes in Market Values	11	60,796.71	37,797.61
<b>Contribution Income</b>			
Employer Contributions		25,472.16	21,833.28
<b>Total Income</b>		<u>114,069.97</u>	<u>87,833.32</u>
<b>Expenses</b>			
Accountancy Fees		220.00	1,782.00
ATO Supervisory Levy		518.00	0.00
Auditor's Remuneration		440.00	440.00
ASIC Fees		355.00	267.00
Bank Charges		46.30	47.40
Depreciation		2,305.00	2,765.00
Insurance		897.87	702.23
Property Expenses - Advertising		(108.00)	0.00
Property Expenses - Agents Management Fees		4,292.55	3,461.20
Property Expenses - Council Rates		2,904.01	3,090.04
Property Expenses - Insurance Premium		755.00	735.00
Property Expenses - Repairs Maintenance		405.10	616.60
Property Expenses - Strata Levy Fees		6,676.50	6,476.80
Property Expenses - Water Rates		2,137.55	1,904.16
Property Expense - Rental Expenses		75.80	0.00
		<u>21,920.68</u>	<u>22,287.43</u>
<b>Total Expenses</b>		<u>21,920.68</u>	<u>22,287.43</u>
<b>Benefits accrued as a result of operations before income tax</b>			
		<u>92,149.29</u>	<u>65,545.89</u>
Income Tax Expense	12	4,702.95	4,162.35
<b>Benefits accrued as a result of operations</b>		<u>87,446.34</u>	<u>61,383.54</u>

# The Gracy Superannuation Fund

## Detailed Operating Statement

For the year ended 30 June 2021

	2021	2020
	\$	\$
<b>Income</b>		
Property Income		
12/10 PRESCOTT PLACE, ORELIA	2,361.10	0.00
12/10 Prescott Place, Orelia	7,790.00	11,030.00
Unit 3, 49-53 Bronte St East Perth	17,650.00	17,172.43
	<u>27,801.10</u>	<u>28,202.43</u>
<b>Contribution Income</b>		
Employer Contributions - Concessional		
Geoffrey Cockerton	14,100.66	10,916.64
Tracy Cockerton	11,371.50	10,916.64
	<u>25,472.16</u>	<u>21,833.28</u>
<b>Investment Gains</b>		
Unrealised Movements in Market Value		
Other Investments		
Gold Bar 1 oz	6,061.39	0.03
Gold Bullion 2.5oz	7,784.10	4,807.79
Gold Bullion 5 oz	3,892.05	1,998.05
Kangaroo Bar 100g	1,701.10	1,816.14
Silver Bar 100 oz	1,698.00	804.00
Silver Bar Kilo	4,605.07	369.60
Silver Kangaroo Coin 1oz	(1,040.00)	0.00
	<u>24,701.71</u>	<u>9,795.61</u>
Plant and Equipment (at written down value) - Unitised		
Plant & Equipment Bronte St	305.00	0.00
	<u>305.00</u>	<u>0.00</u>
Real Estate Properties ( Australian - Residential)		
12/10 Prescott Place, Orelia	20,561.00	27,302.00
Unit 3, 49-53 Bronte St East Perth	15,229.00	700.00
	<u>35,790.00</u>	<u>28,002.00</u>
	<u>60,796.71</u>	<u>37,797.61</u>
<b>Changes in Market Values</b>	<u>60,796.71</u>	<u>37,797.61</u>
<b>Total Income</b>	<u>114,069.97</u>	<u>87,833.32</u>
<b>Expenses</b>		
Accountancy Fees	220.00	1,782.00
ASIC Fees	355.00	267.00
ATO Supervisory Levy	518.00	0.00
Auditor's Remuneration	440.00	440.00
Bank Charges	46.30	47.40
Insurance	897.87	702.23
	<u>2,477.17</u>	<u>3,238.63</u>
Depreciation		
12/10 Prescott Place, Orelia	716.00	762.00
Bronte St East Perth	0.00	356.00
Fixtures & Fittings Prescott St Orelia	203.00	324.00
Fixutres & Fittings Bronte St	229.00	344.00
Plant & Equipment - Bronte St	305.00	0.00
Plant & Equipment Prescott Place	642.00	716.00



# The Gracy Superannuation Fund

## Detailed Operating Statement

For the year ended 30 June 2021

	2021	2020
	\$	\$
Plant and Equipment - Plant & Equipment	210.00	263.00
	<u>2,305.00</u>	<u>2,765.00</u>
Property Expense - Rental Expenses		
12/10 Prescott Place, Orelia	75.80	0.00
	<u>75.80</u>	<u>0.00</u>
Property Expenses - Advertising		
12/10 Prescott Place, Orelia	(108.00)	0.00
	<u>(108.00)</u>	<u>0.00</u>
Property Expenses - Agents Management Fees		
12/10 Prescott Place, Orelia	1,889.83	1,455.96
12/10 PRESCOTT PLACE, ORELIA	163.36	0.00
Unit 3, 49-53 Bronte St East Perth	2,239.36	2,005.24
	<u>4,292.55</u>	<u>3,461.20</u>
Property Expenses - Council Rates		
12/10 Prescott Place, Orelia	1,513.36	1,581.14
Unit 3, 49-53 Bronte St East Perth	1,390.65	1,508.90
	<u>2,904.01</u>	<u>3,090.04</u>
Property Expenses - Insurance Premium		
12/10 Prescott Place, Orelia	436.00	0.00
Unit 3, 49-53 Bronte St East Perth	319.00	735.00
	<u>755.00</u>	<u>735.00</u>
Property Expenses - Repairs Maintenance		
12/10 Prescott Place, Orelia	133.10	180.00
Unit 3, 49-53 Bronte St East Perth	272.00	436.60
	<u>405.10</u>	<u>616.60</u>
Property Expenses - Strata Levy Fees		
12/10 Prescott Place, Orelia	4,600.00	4,400.00
Unit 3, 49-53 Bronte St East Perth	2,076.50	2,076.80
	<u>6,676.50</u>	<u>6,476.80</u>
Property Expenses - Water Rates		
12/10 Prescott Place, Orelia	764.40	803.27
Unit 3, 49-53 Bronte St East Perth	1,373.15	1,100.89
	<u>2,137.55</u>	<u>1,904.16</u>
<b>Total Expenses</b>	<u>21,920.68</u>	<u>22,287.43</u>
<b>Benefits accrued as a result of operations before income tax</b>	<u>92,149.29</u>	<u>65,545.89</u>
<b>Income Tax Expense</b>		
Income Tax Expense	4,702.95	4,162.35
<b>Total Income Tax</b>	<u>4,702.95</u>	<u>4,162.35</u>
<b>Benefits accrued as a result of operations</b>	<u>87,446.34</u>	<u>61,383.54</u>

# Notes to the Financial Statements

For the year ended 30 June 2021

---

## Note 1: Summary of Significant Accounting Policies

The trustees have prepared the financial statements on the basis that the Superannuation Fund is a non-reporting entity because there are no users dependent on general purpose financial statements. The financial statements are therefore special purpose financial statements that have been prepared in order to meet the requirements of the Superannuation Industry (Supervision) Act 1993 and associated Regulations, the trust deed of the Fund and the needs of members.

The financial statements have been prepared on a cash basis and are based on historical costs, except for investments which have been measured at market value.

The following significant accounting policies, which are consistent with the policies applied in the previous period unless otherwise stated, have been adopted in the preparation of the financial statements.

The financial statements were authorised for issue by the Director(s).

### a. Measurement of Investments

The Fund initially recognises:

- (i) an investment when it controls the future economic benefits expected to flow from the asset. For financial assets, the trade date is considered to be the date on which control of the future economic benefits attributable to the asset passes to the Fund; and
- (ii) a financial liability on the date it becomes a party to the contractual provisions of the instrument.

Investments of the Fund have been measured at market value, which refers to the amount that a willing buyer could reasonably be expected to pay to acquire an asset from a willing seller if the following assumptions were made:

- that the buyer and the seller deal with each other at arm's length in relation to the sale;
- that the sale occurred after proper marketing of the asset; and
- that the buyer and the seller acted knowledgeably and prudentially in relation to the sale.

Market value has been determined as follows:

- (i) shares and other securities listed on the Australian Securities Exchange by reference to the relevant market quotations at the end of the reporting period;
- (ii) units in managed funds by reference to the unit redemption price at the end of the reporting period;
- (iii) fixed-interest securities by reference to the redemption price at the end of the reporting period;
- (iv) unlisted investments are stated at trustees' assessment based on estimated market value at balance date or where necessary, an external valuer's opinion; and
- (v) investment properties at the trustees' assessment of the market value or where necessary a qualified independent valuer's opinion at the end of reporting period.

Financial liabilities, such as trade creditors and other payables, are measured at the gross value of the outstanding balance at the end of the reporting period. The trustees have determined that the gross values of the Fund's financial liabilities is equivalent to their market values. Any remeasurement changes in the gross values of non-current financial liabilities (including liabilities for members' accrued benefits) are recognised in the operating statement in the periods in which they occur.

### b. Cash and Cash Equivalents

Cash and cash equivalents include cash on hand and at call, deposits with banks and short-term, highly liquid investments that are readily convertible to cash and subject to an insignificant risk of change in value.

### c. Revenue

Revenue is recognised to the extent that it is probable that the economic benefits will flow to the Fund and the revenue can be reliably measured. Revenue is recognised at the fair value of the consideration received or receivable.

# Notes to the Financial Statements

For the year ended 30 June 2021

---

## Interest revenue

Interest revenue is recognised in respect of fixed-interest securities, and cash and cash equivalent balances. Interest revenue is recognised upon receipt.

## Dividend revenue

Dividend revenue is recognised when the dividend has been paid or, in the case of dividend reinvestment schemes, when the dividend is credited to the benefit of the fund.

## Rental revenue

Rental revenue arising from operating leases on investment properties is recognised upon receipt.

## Distribution revenue

Distributions from unit trusts and managed funds are recognised as at the date the unit value is quoted ex-distribution and if not received at the end of the reporting period, are reflected in the statement of financial position as a receivable at market value.

## Remeasurement changes in market values

Remeasurement changes in the market values of assets are recognised as income and determined as the difference between the market value at year-end or consideration received (if sold during the year) and the market value as at the prior year-end or cost (if acquired during the period).

## Contributions

Contributions and transfers in are recognised when the control and the benefits from the revenue have been attained and are recorded by the Fund, gross of any taxes, in the period to which they relate.

## d. Liability for Accrued Benefits

The liability for accrued benefits represents the Fund's present obligation to pay benefits to members and beneficiaries, and has been calculated as the difference between the carrying amount of the assets and the carrying amount of the other payables and income tax liabilities as at the end of the reporting period.

## e. Critical Accounting Estimates and Judgements

The preparation of financial statements requires the trustees to make judgements, estimates and assumptions that affect the application of accounting policies and the reported amounts of assets and liabilities, income and expenses. Actual results may differ from these estimates.

Estimates and underlying assumptions are reviewed on an ongoing basis. Revisions to accounting estimates are recognised in the period in which the estimate is revised and in any future period affected.

## Note 2: Fixtures and Fittings (at written down value) - Unitised

	2021 \$	2020 \$
Fixtures & Fittings Prescott St Orelia	346.00	549.00
Fixtures & Fittings Bronte St	458.00	687.00
	<hr/> 804.00	<hr/> 1,236.00

## Note 3: Other Investments

2021 \$	2020 \$
------------	------------

The Gracy Superannuation Fund

## Notes to the Financial Statements

For the year ended 30 June 2021

Gold Bullion 2.5oz	33,448.30	25,664.20
Gold Bullion 5 oz	16,724.15	12,832.10
Gold Bar 1 oz	23,413.81	7,699.26
Kangaroo Bar 100g	10,753.88	9,052.78
Silver Kangaroo Coin 1oz	8,592.50	0.00
Silver Bar 100 oz	6,874.00	5,176.00
Silver Bar Kilo	23,205.44	13,312.67
	123,012.08	73,737.01

### Note 4: Plant and Equipment (at written down value) - Unitised

	2021 \$	2020 \$
Plant & Equipment Prescott Place	3,159.00	3,801.00
Plant & Equipment Bronte St	3,085.90	3,085.90
Plant and Equipment - Plant & Equipment	841.00	1,051.00
	7,085.90	7,937.90

### Note 5: Real Estate Properties ( Australian - Residential)

	2021 \$	2020 \$
Unit 3, 49-53 Bronte St East Perth	341,456.10	326,227.10
12/10 Prescott Place, Orelia	155,495.00	135,650.00
	496,951.10	461,877.10

### Note 6: Banks and Term Deposits

	2021 \$	2020 \$
<b>Banks</b>		
Bendigo Bank	9,521.21	7,725.38
	9,521.21	7,725.38

### Note 7: Liability for Accrued Benefits

	2021 \$	2020 \$
Liability for accrued benefits at beginning of year	547,510.00	486,126.46
Benefits accrued as a result of operations	87,446.34	61,383.54

The Gracy Superannuation Fund  
**Notes to the Financial Statements**

For the year ended 30 June 2021

Current year member movements	0.00	0.00
Liability for accrued benefits at end of year	634,956.34	547,510.00

**Note 8: Vested Benefits**

Vested benefits are benefits that are not conditional upon continued membership of the fund (or any factor other than resignation from the plan) and include benefits which members were entitled to receive had they terminated their fund membership as at the end of the reporting period.

	2021 \$	2020 \$
Vested Benefits	634,956.34	547,510.00

**Note 9: Guaranteed Benefits**

No guarantees have been made in respect of any part of the liability for accrued benefits.

**Note 10: Rental Income**

	2021 \$	2020 \$
Unit 3, 49-53 Bronte St East Perth	17,650.00	17,172.43
12/10 Prescott Place, Orelia	7,790.00	11,030.00
12/10 PRESCOTT PLACE, ORELIA	2,361.10	0.00
	27,801.10	28,202.43

**Note 11: Changes in Market Values**

**Unrealised Movements in Market Value**

	2021 \$	2020 \$
<b>Other Investments</b>		
Gold Bar 1 oz	6,061.39	0.03
Gold Bullion 2.5oz	7,784.10	4,807.79
Gold Bullion 5 oz	3,892.05	1,998.05
Kangaroo Bar 100g	1,701.10	1,816.14
Silver Bar 100 oz	1,698.00	804.00
Silver Bar Kilo	4,605.07	369.60
Silver Kangaroo Coin 1oz	(1,040.00)	0.00
	24,701.71	9,795.61
<b>Plant and Equipment (at written down value) - Unitised</b>		
Plant & Equipment Bronte St	305.00	0.00

## Notes to the Financial Statements

For the year ended 30 June 2021

	305.00	0.00
<b>Real Estate Properties ( Australian - Residential)</b>		
12/10 Prescott Place, Orelia	20,561.00	27,302.00
Unit 3, 49-53 Bronte St East Perth	15,229.00	700.00
	35,790.00	28,002.00
<b>Total Unrealised Movement</b>	60,796.71	37,797.61
<b>Realised Movements in Market Value</b>		
	<b>2021</b>	<b>2020</b>
	<b>\$</b>	<b>\$</b>
<b>Total Realised Movement</b>	0.00	0.00
<b>Changes in Market Values</b>	60,796.71	37,797.61
<b>Note 12: Income Tax Expense</b>		
	<b>2021</b>	<b>2020</b>
	<b>\$</b>	<b>\$</b>
The components of tax expense comprise		
Current Tax	4,702.95	4,162.35
Income Tax Expense	4,702.95	4,162.35
The prima facie tax on benefits accrued before income tax is reconciled to the income tax as follows:		
Prima facie tax payable on benefits accrued before income tax at 15%	13,822.39	9,831.88
Less:		
Tax effect of:		
Increase in MV of Investments	9,119.51	5,669.64
Add:		
Tax effect of:		
Rounding	0.07	0.11
Income Tax on Taxable Income or Loss	4,702.95	4,162.35
Less credits:		
Current Tax or Refund	4,702.95	4,162.35

The Gracy Superannuation Fund

# Notes to the Financial Statements

For the year ended 30 June 2021

---



## The Gracy Superannuation Fund

### Trustees Declaration

Gracy Holdings Pty Ltd ACN: 119269117

---

The directors of the trustee company have determined that the Fund is not a reporting entity and that these special purpose financial statements should be prepared in accordance with the accounting policies described in Note 1 to the financial statements.

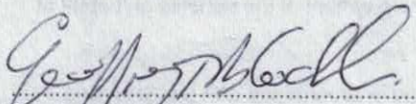
The directors of the trustee company declare that:

- (i) the financial statements and notes to the financial statements for the year ended 30 June 2021 present fairly, in all material respects, the financial position of the Superannuation Fund at 30 June 2021 and the results of its operations for the year ended on that date in accordance with the accounting policies described in Note 1 to the financial statements;
- (ii) the financial statements and notes to the financial statements have been prepared in accordance with the requirements of the trust deed; and
- (iii) the operation of the superannuation fund has been carried out in accordance with its trust deed and in compliance with the requirements of the Superannuation Industry (Supervision) Act 1993 and associated Regulations during the year ended 30 June 2021.

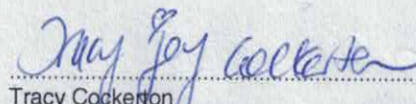
Specifically, the directors of the trustee company declare that:

- in accordance with s120 of the Superannuation Industry (Supervision) Act 1993, no individual trustee has been or is a disqualified person;
- the Fund has satisfactory title to all assets, all assets are unencumbered and free from charge as prescribed by s50 of the Superannuation Industry (Supervision) Act 1993 and reg13.14 of the Superannuation Industry (Supervision) Regulations 1994; and
- to the knowledge of the directors of the trustee company, there have been no events or transactions subsequent to the balance date which could have a material impact on the Fund. Where such events have occurred, the effect of such events has been accounted and noted in the Fund's financial statements.

Signed in accordance with a resolution of the directors of the trustee company by:



Geoffrey Cockerton  
Gracy Holdings Pty Ltd  
Director



Tracy Cockerton  
Gracy Holdings Pty Ltd  
Director

21 April 2022



# The Gracy Superannuation Fund Compilation Report

---

We have compiled the accompanying special purpose financial statements of the The Gracy Superannuation Fund which comprise the statement of financial position as at 30/06/2021 the operating statement for the year then ended, a summary of significant accounting policies and other explanatory notes. The specific purpose for which the special purpose financial statements have been prepared is set out in Note 1 to the financial statements.

## **The Responsibility of the Trustee(s)**

The Trustee(s) of The Gracy Superannuation Fund are solely responsible for the information contained in the special purpose financial statements, the reliability, accuracy and completeness of the information and for the determination that the financial reporting framework used is appropriate to meet their needs and for the purpose that the financial statements were prepared.

## **Our Responsibility**

On the basis of information provided by the Trustee(s), we have compiled the accompanying special purpose financial statements in accordance with the financial reporting framework as described in Note 1 to the financial statements and APES 315: Compilation of Financial Information.

We have applied our expertise in accounting and financial reporting to compile these financial statements in accordance with the financial reporting framework described in Note 1 to the financial statements. We have complied with the relevant ethical requirements of APES 110: Code of Ethics for Professional Accountants.

## **Assurance Disclaimer**

Since a compilation engagement is not an assurance engagement, we are not required to verify the reliability, accuracy or completeness of the information provided to us by management to compile these financial statements. Accordingly, we do not express an audit opinion or a review conclusion on these financial statements.

The special purpose financial statements were compiled exclusively for the benefit of the directors of the trustee company who are responsible for the reliability, accuracy and completeness of the information used to compile them. We do not accept responsibility for the contents of the special purpose financial statements.

of

Signed:

Dated: 21/04/2022

The Gracy Superannuation Fund  
**Statement of Taxable Income**

For the year ended 30 June 2021

---

	<b>2021</b>
	<b>\$</b>
Benefits accrued as a result of operations	92,149.29
<b>Less</b>	
Increase in MV of investments	60,796.71
	<hr/> 60,796.71
SMSF Annual Return Rounding	0.42
	<hr/> 0.42
<b>Taxable Income or Loss</b>	<hr/> 31,353.00
Income Tax on Taxable Income or Loss	4,702.95
	<hr/> 4,702.95
<b>CURRENT TAX OR REFUND</b>	<hr/> 4,702.95
Supervisory Levy	259.00
Income Tax Instalments Paid	(4,161.00)
	<hr/> 800.95
<b>AMOUNT DUE OR REFUNDABLE</b>	<hr/> 800.95

# Minutes of a meeting of the Director(s)

held on 06 April 2022 at 18 William Street, Midland, Western Australia 6056

---

<b>PRESENT:</b>	Geoffrey Cockerton and Tracy Cockerton
<b>MINUTES:</b>	The Chair reported that the minutes of the previous meeting had been signed as a true record.
<b>FINANCIAL STATEMENTS OF SUPERANNUATION FUND:</b>	<p>It was resolved that the financial statements would be prepared as special purpose financial statements as, in the opinion of the trustee(s), the Superannuation Fund is a non-reporting entity and therefore is not required to comply with all Australian Accounting Standards.</p> <p>The Chair tabled the financial statements and notes to the financial statements of the Superannuation Fund in respect of the year ended 30 June 2021 and it was resolved that such statements be and are hereby adopted as tabled.</p>
<b>TRUSTEE'S DECLARATION:</b>	It was resolved that the trustee's declaration of the Superannuation Fund be signed.
<b>ANNUAL RETURN:</b>	Being satisfied that the Fund had complied with the requirements of the Superannuation Industry (Supervision) Act 1993 (SISA) and Regulations during the year ended 30 June 2021, it was resolved that the annual return be approved, signed and lodged with the Australian Taxation Office.
<b>TRUST DEED:</b>	The Chair tabled advice received from the Fund's legal adviser confirming that the fund's trust deed is consistent with all relevant superannuation and trust law.
<b>INVESTMENT STRATEGY:</b>	The allocation of the Fund's assets and the Fund's investment performance over the financial year were reviewed and found to be within the acceptable ranges outlined in the investment strategy. After considering the risk, rate of return, diversification and liquidity of the investments and the ability of the Fund to discharge its existing liabilities, it was resolved that the investment strategy continues to reflect the purposes and circumstances of the Fund and its members. Accordingly, no changes in the investment strategy were required.
<b>INSURANCE COVER:</b>	The trustee(s) reviewed the current life and total and permanent disability insurance coverage on offer to the members and resolved that the current insurance arrangements were appropriate for the Fund.
<b>ALLOCATION OF INCOME:</b>	It was resolved that the income of the Fund would be allocated to the members based on their average daily balance (an alternative allocation basis may be percentage of opening balance).
<b>INVESTMENT ACQUISITIONS:</b>	It was resolved to ratify the investment acquisitions throughout the financial year ended 30 June 2021.
<b>INVESTMENT DISPOSALS:</b>	It was resolved to ratify the investment disposals throughout the financial year ended 30 June 2021.
<b>AUDITORS:</b>	<p>It was resolved that</p> <p>Tony Boys</p> <p>of</p> <p>Box 3376, Rundle Mall, South Australia 5000</p> <p>act as auditors of the Fund for the next financial year.</p>
<b>TAX AGENTS:</b>	It was resolved that

# Minutes of a meeting of the Director(s)

held on 06 April 2022 at 18 William Street, Midland, Western Australia 6056

---

act as tax agents of the Fund for the next financial year.

**TRUSTEE STATUS:**

Each of the trustee(s) confirmed that they are qualified to act as trustee(s) of the Fund and that they are not disqualified persons as defined by s 120 of the SISA.

**CONTRIBUTIONS RECEIVED:**

It was resolved that the contributions during the year be allocated to members on the basis of the schedule provided by the principal Fund employer.

**ACCEPTANCE OF ROLLOVERS:**

The trustee has ensured that any rollover made to the Fund, meets the requirements of the Fund's deed and does not breach the superannuation laws in relation to:

1. making rollover between Funds; and,
2. breaching the Fund or the member investment strategy.

The trustee has reviewed the rollover and received advice that the rollover is in accordance with the Trust Deed and the rules of the Fund and the superannuation laws. As such the trustee has resolved to accept the rollover on behalf of the member.

**PAYMENT OF BENEFITS:**

The trustee has ensured that any payment of benefits made from the Fund, meets the requirements of the Fund's deed and does not breach the superannuation laws in relation to:

1. making payments to members; and,
2. breaching the Fund or the member investment strategy.

The trustee has reviewed the payment of the benefit and received advice that the transfer is in accordance with the Deed and the superannuation laws. As such the trustee has resolved to allow the payment of the benefits on behalf of the member.

**CLOSURE:**

All resolutions for this meeting were made in accordance with the SISA and Regulations.

There being no further business the meeting then closed.

Signed as a true record –

.....

Geoffrey Cockerton

Chairperson

# The Gracy Superannuation Fund

## Members Statement

Geoffrey Cockerton  
 345 Princess Road  
 Mount Helena, Western Australia, 6082, Australia

### Your Details

Date of Birth : Provided  
 Age: 59  
 Tax File Number: Provided  
 Date Joined Fund: 31/01/2008  
 Service Period Start Date: 31/01/2008  
 Date Left Fund:  
 Member Code: COCGEO00001A  
 Account Start Date: 31/01/2008  
 Account Phase: Accumulation Phase  
 Account Description: Accumulation

Nominated Beneficiaries N/A  
 Vested Benefits 338,078.56  
 Total Death Benefit 338,078.56  
 Current Salary 0.00  
 Previous Salary 0.00  
 Disability Benefit 0.00

### Your Balance

Total Benefits 338,078.56

Preservation Components  
 Preserved 338,078.56  
 Unrestricted Non Preserved  
 Restricted Non Preserved

Tax Components  
 Tax Free  
 Taxable 338,078.56

### Your Detailed Account Summary

	This Year
Opening balance at 01/07/2020	291,063.74
<u>Increases to Member account during the period</u>	
Employer Contributions	14,100.66
Personal Contributions (Concessional)	
Personal Contributions (Non Concessional)	
Government Co-Contributions	
Other Contributions	
Proceeds of Insurance Policies	
Transfers In	
Net Earnings	35,498.90
Internal Transfer In	
<u>Decreases to Member account during the period</u>	
Pensions Paid	
Contributions Tax	2,115.13
Income Tax	469.61
No TFN Excess Contributions Tax	
Excess Contributions Tax	
Refund Excess Contributions	
Division 293 Tax	
Insurance Policy Premiums Paid	
Management Fees	
Member Expenses	
Benefits Paid/Transfers Out	
Superannuation Surcharge Tax	
Internal Transfer Out	
Closing balance at 30/06/2021	338,078.56

# The Gracy Superannuation Fund

## Members Statement

Tracy Cockerton  
 345 Princess Road  
 Mount Helena, Western Australia, 6082, Australia

<b>Your Details</b>		Nominated Beneficiaries	N/A
Date of Birth :	Provided	Vested Benefits	296,877.78
Age:	57	Total Death Benefit	296,877.78
Tax File Number:	Provided	Current Salary	0.00
Date Joined Fund:	31/01/2008	Previous Salary	0.00
Service Period Start Date:		Disability Benefit	0.00
Date Left Fund:			
Member Code:	COCTRA00001A		
Account Start Date:	31/01/2008		
Account Phase:	Accumulation Phase		
Account Description:	Accumulation		

<b>Your Balance</b>	
Total Benefits	296,877.78
<u>Preservation Components</u>	
Preserved	296,877.78
Unrestricted Non Preserved	
Restricted Non Preserved	
<u>Tax Components</u>	
Tax Free	
Taxable	296,877.78

<b>Your Detailed Account Summary</b>		This Year
Opening balance at 01/07/2020		256,446.26
<u>Increases to Member account during the period</u>		
Employer Contributions		11,371.50
Personal Contributions (Concessional)		
Personal Contributions (Non Concessional)		
Government Co-Contributions		
Other Contributions		
Proceeds of Insurance Policies		
Transfers In		
Net Earnings		31,178.23
Internal Transfer In		
<u>Decreases to Member account during the period</u>		
Pensions Paid		
Contributions Tax		1,705.75
Income Tax		412.46
No TFN Excess Contributions Tax		
Excess Contributions Tax		
Refund Excess Contributions		
Division 293 Tax		
Insurance Policy Premiums Paid		
Management Fees		
Member Expenses		
Benefits Paid/Transfers Out		
Superannuation Surcharge Tax		
Internal Transfer Out		
Closing balance at 30/06/2021		296,877.78

# The Gracy Superannuation Fund

## Investment Summary Report

As at 30 June 2021

Investment	Units	Market Price	Market Value	Average Cost	Accounting Cost	Unrealised Gain/(Loss)	Gain/(Loss)%	Portfolio Weight%
<b>Cash/Bank Accounts</b>								
Bendigo Bank		9,521.210000	9,521.21	9,521.21	9,521.21			1.51 %
			<b>9,521.21</b>		<b>9,521.21</b>			<b>1.51 %</b>
<b>Fixtures and Fittings (at written down value) - Unitised</b>								
COCK05_FIX Fixtures & Fittings Prescott St TURES&FIT Orelia T	1.00	0.000000	0.00	2,225.46	2,225.46	(2,225.46)	(100.00) %	0.00 %
COCK05_FIX Fixtures & Fittings Bronte St UTRES&FIT T	3.00	0.000000	0.00	385.00	1,155.00	(1,155.00)	(100.00) %	0.00 %
			<b>0.00</b>		<b>3,380.46</b>	<b>(3,380.46)</b>	<b>(100.00) %</b>	<b>0.00 %</b>
<b>Other Investments</b>								
GLD03 Gold Bar 1 oz	7.00	3,344.830000	23,413.81	2,478.91	17,352.39	6,061.42	34.93 %	3.70 %
GLD01 Gold Bullion 2.5oz	4.00	8,362.075000	33,448.30	4,789.98	19,159.90	14,288.40	74.57 %	5.29 %
GLD02 Gold Bullion 5 oz	1.00	16,724.150000	16,724.15	10,834.05	10,834.05	5,890.10	54.37 %	2.64 %
KANG01 Kangaroo Bar 100g	1.00	10,753.880000	10,753.88	7,236.64	7,236.64	3,517.24	48.60 %	1.70 %
SLV01 Silver Bar 100 oz	2.00	3,437.000000	6,874.00	2,325.03	4,650.06	2,223.94	47.83 %	1.09 %
SILV02 Silver Bar Kilo	21.00	1,105.021000	23,205.44	873.83	18,350.53	4,854.91	26.46 %	3.67 %
SILV03 Silver Silver Kangaroo Coin 1oz Kangaroo Coin 1	250.00	34.370000	8,592.50	38.53	9,632.50	(1,040.00)	(10.80) %	1.36 %
			<b>123,012.08</b>		<b>87,216.07</b>	<b>35,796.01</b>	<b>41.04 %</b>	<b>19.45 %</b>
<b>Plant and Equipment (at written down value) - Unitised</b>								
P&E Bronte Plant & Equipment Bronte St St	11.00	280.536400	3,085.90	108.73	1,196.00	1,889.90	158.02 %	0.49 %
COCK05_PL Plant & Equipment Prescott ANT&EQUIP Place ME	5.00	0.000000	0.00	1,380.32	6,901.60	(6,901.60)	(100.00) %	0.00 %
Safe Plant and Equipment - Plant & Equipment	1.00	0.000000	0.00	1,370.00	1,370.00	(1,370.00)	(100.00) %	0.00 %
			<b>3,085.90</b>		<b>9,467.60</b>	<b>(6,381.70)</b>	<b>(67.41) %</b>	<b>0.49 %</b>
<b>Real Estate Properties ( Australian - Residential)</b>								

The Gracy Superannuation Fund  
**Investment Summary Report**

As at 30 June 2021

Investment	Units	Market Price	Market Value	Average Cost	Accounting Cost	Unrealised Gain/(Loss)	Gain/(Loss)%	Portfolio Weight%
PRESCOTPL 12/10 Prescott Place, Orelia	1.00	155,495.000000	155,495.00	230,482.04	230,482.04	(74,987.04)	(32.53) %	24.58 %
BRONTEST Unit 3, 49-53 Bronte St East Perth	1.00	341,456.100000	341,456.10	467,139.65	467,139.65	(125,683.55)	(26.90) %	53.98 %
			<b>496,951.10</b>		<b>697,621.69</b>	<b>(200,670.59)</b>	<b>(28.76) %</b>	<b>78.56 %</b>
			<b>632,570.29</b>		<b>807,207.03</b>	<b>(174,636.74)</b>	<b>(21.63) %</b>	<b>100.00 %</b>



## The Gracy Superannuation Fund

# Investment Summary with Market Movement

As at 30 June 2021

Investment	Units	Market Price	Market Value	Average Cost	Accounting Cost	Unrealised		Realised Movement
						Overall	Current Year	
<b>Cash/Bank Accounts</b>								
Bendigo Bank		9,521.210000	9,521.21	9,521.21	9,521.21			
			<b>9,521.21</b>		<b>9,521.21</b>			
<b>Fixtures and Fittings (at written down value) - Unitised</b>								
COCK05_FIX Fixtures & Fittings Prescott St Orelia TURES&FIT	1.00	0.000000	0.00	2,225.46	2,225.46	(2,225.46)	0.00	0.00
COCK05_FIX Fixtures & Fittings Bronte St UTRES&FIT	3.00	0.000000	0.00	385.00	1,155.00	(1,155.00)	0.00	0.00
			<b>0.00</b>		<b>3,380.46</b>	<b>(3,380.46)</b>	<b>0.00</b>	<b>0.00</b>
<b>Other Investments</b>								
GLD03 Gold Bar 1 oz	7.00	3,344.830000	23,413.81	2,478.91	17,352.39	6,061.42	6,061.39	0.00
GLD01 Gold Bullion 2.5oz	4.00	8,362.075000	33,448.30	4,789.98	19,159.90	14,288.40	7,784.10	0.00
GLD02 Gold Bullion 5 oz	1.00	16,724.150000	16,724.15	10,834.05	10,834.05	5,890.10	3,892.05	0.00
KANG01 Kangaroo Bar 100g	1.00	10,753.880000	10,753.88	7,236.64	7,236.64	3,517.24	1,701.10	0.00
SLV01 Silver Bar 100 oz	2.00	3,437.000000	6,874.00	2,325.03	4,650.06	2,223.94	1,698.00	0.00
SILV02 Silver Bar Kilo	21.00	1,105.021000	23,205.44	873.83	18,350.53	4,854.91	4,605.07	0.00
SILV03 Silver Silver Kangaroo Coin 1oz Kangaroo Coin 1	250.00	34.370000	8,592.50	38.53	9,632.50	(1,040.00)	(1,040.00)	0.00
			<b>123,012.08</b>		<b>87,216.07</b>	<b>35,796.01</b>	<b>24,701.71</b>	<b>0.00</b>
<b>Plant and Equipment (at written down value) - Unitised</b>								
P&E Bronte Plant & Equipment Bronte St	11.00	280.536400	3,085.90	108.73	1,196.00	1,889.90	305.00	0.00
COCK05_PL Plant & Equipment Prescott Place ANT&EQUIP	5.00	0.000000	0.00	1,380.32	6,901.60	(6,901.60)	0.00	0.00
Safe Plant and Equipment - Plant & Equipment	1.00	0.000000	0.00	1,370.00	1,370.00	(1,370.00)	0.00	0.00
			<b>3,085.90</b>		<b>9,467.60</b>	<b>(6,381.70)</b>	<b>305.00</b>	<b>0.00</b>
<b>Real Estate Properties ( Australian - Residential)</b>								
PRESCOTPL 12/10 Prescott Place, Orelia	1.00	155,495.000000	155,495.00	230,482.04	230,482.04	(74,987.04)	20,561.00	0.00
BRONTEST Unit 3, 49-53 Bronte St East Perth	1.00	341,456.100000	341,456.10	467,139.65	467,139.65	(125,683.55)	15,229.00	0.00
			<b>496,951.10</b>		<b>697,621.69</b>	<b>(200,670.59)</b>	<b>35,790.00</b>	<b>0.00</b>

---

632,570.29	807,207.03	(174,636.74)	60,796.71	0.00
------------	------------	--------------	-----------	------

---

# The Gracy Superannuation Fund

## Investment Income Report

As at 30 June 2021

Investment	Total Income	Franked	Unfranked	Interest/ Other	Franking Credits	Foreign Income	Foreign Credits * 1	Assessable Income (Excl. Capital Gains) * 2	TFN Credits	Other Deductions	Distributed Capital Gains	Non- Assessable Payments
<b>Bank Accounts</b>												
Bendigo Bank	0.00			0.00	0.00	0.00	0.00	0.00			0.00	0.00
	<b>0.00</b>			<b>0.00</b>	<b>0.00</b>	<b>0.00</b>	<b>0.00</b>	<b>0.00</b>			<b>0.00</b>	<b>0.00</b>
<b>Plant and Equipment (at written down value)</b>												
12/10 PRESCOTT PLACE, ORELIA	2,361.10							2,361.10				
	<b>2,361.10</b>							<b>2,361.10</b>				
<b>Real Estate Properties ( Australian - Residential)</b>												
PRESCOTPL 12/10 Prescott Place, Orelia	7,790.00							7,790.00				
BRONTEST Unit 3, 49-53 Bronte St East Perth	17,650.00							17,650.00				
	<b>25,440.00</b>							<b>25,440.00</b>				
	<b>27,801.10</b>			<b>0.00</b>	<b>0.00</b>	<b>0.00</b>	<b>0.00</b>	<b>27,801.10</b>			<b>0.00</b>	<b>0.00</b>

Assessable Income (Excl. Capital Gains) **27,801.10**

Net Capital Gain **0.00**

**Total Assessable Income 27,801.10**

\* 1 Includes foreign credits from foreign capital gains.

\* 2 Assessable Income in the SMSF Annual Return will be different as capital gains and losses from disposals of assets have not been included.

For a breakdown of Distributed Capital Gains and Non-Assessable Payments refer to Distributions Reconciliation Report.

The Gracy Superannuation Fund  
**Members Summary**

As at 30 June 2021

Opening Balances	Increases				Decreases					Closing Balance	
	Contributions	Transfers In	Net Earnings	Insurance Proceeds	Pensions Paid	Contributions Tax	Taxes Paid	Benefits Paid/ Transfers Out	Insurance Premiums		Member Expenses
<b>Geoffrey Cockerton (Age: 59)</b>											
COGEO00001A - Accumulation											
291,063.74	14,100.66		35,498.90			2,115.13	469.61				338,078.56
<b>291,063.74</b>	<b>14,100.66</b>		<b>35,498.90</b>			<b>2,115.13</b>	<b>469.61</b>				<b>338,078.56</b>
<b>Tracy Cockerton (Age: 57)</b>											
COCTRA00001A - Accumulation											
256,446.26	11,371.50		31,178.23			1,705.75	412.46				296,877.78
<b>256,446.26</b>	<b>11,371.50</b>		<b>31,178.23</b>			<b>1,705.75</b>	<b>412.46</b>				<b>296,877.78</b>
<b>547,510.00</b>	<b>25,472.16</b>		<b>66,677.13</b>			<b>3,820.88</b>	<b>882.07</b>				<b>634,956.34</b>

# Self-managed superannuation fund annual return **2021**

## Who should complete this annual return?

Only self-managed superannuation funds (SMSFs) can complete this annual return. All other funds must complete the *Fund income tax return 2021* (NAT 71287).

- ❗ The *Self-managed superannuation fund annual return instructions 2021* (NAT 71606) (the instructions) can assist you to complete this annual return.
- ➡ The SMSF annual return cannot be used to notify us of a change in fund membership. You must update fund details via [ABR.gov.au](http://ABR.gov.au) or complete the Change of details for superannuation entities form (NAT 3036).

## To complete this annual return

- Print clearly, using a BLACK pen only.
  - Use BLOCK LETTERS and print one character per box.
- 
- Place  in ALL applicable boxes.

- ➡ Postal address for annual returns:

**Australian Taxation Office**  
**GPO Box 9845**  
**[insert the name and postcode**  
**of your capital city]**

For example;

**Australian Taxation Office**  
**GPO Box 9845**  
**SYDNEY NSW 2001**

## Section A: Fund information

### 1 Tax file number (TFN)

- ❗ The ATO is authorised by law to request your TFN. You are not obliged to quote your TFN but not quoting it could increase the chance of delay or error in processing your annual return. See the Privacy note in the Declaration.

➡ To assist processing, write the fund's TFN at the top of pages 3, 5, 7 and 9.

### 2 Name of self-managed superannuation fund (SMSF)

### 3 Australian business number (ABN) (if applicable)

### 4 Current postal address

Suburb/town

State/territory

Postcode

### 5 Annual return status

Is this an amendment to the SMSF's 2021 return?

**A** No Yes

Is this the first required return for a newly registered SMSF?

**B** No Yes

**6 SMSF auditor**

Auditor's name

Title: Mr  Mrs  Miss  Ms  Other

Family name

First given name

Other given names

SMSF Auditor Number

Auditor's phone number

Postal address

Suburb/town

State/territory

Postcode

Date audit was completed **A**  /  /   
Day Month YearWas Part A of the audit report qualified? **B** No YesWas Part B of the audit report qualified? **C** No YesIf Part B of the audit report was qualified, have the reported issues been rectified? **D** No Yes**7 Electronic funds transfer (EFT)**

We need your self-managed super fund's financial institution details to pay any super payments and tax refunds owing to you.

**A Fund's financial institution account details**

This account is used for super contributions and rollovers. Do not provide a tax agent account here.

Fund BSB number

Fund account number

Fund account name

I would like my tax refunds made to this account.  Go to C.**B Financial institution account details for tax refunds**

This account is used for tax refunds. You can provide a tax agent account here.

BSB number

Account number

Account name

**C Electronic service address alias**Provide the electronic service address alias (ESA) issued by your SMSF messaging provider.  
(For example, SMSFdataESAAlias). See instructions for more information.

**8 Status of SMSF** Australian superannuation fund **A** No Yes Fund benefit structure **B** Code  
 Does the fund trust deed allow acceptance of the Government's Super Co-contribution and Low Income Super Amounts? **C** No Yes

**9 Was the fund wound up during the income year?**

No Yes **▶** If yes, provide the date on which the fund was wound up Day / Month / Year **▶** Have all tax lodgment and payment obligations been met? No Yes

**10 Exempt current pension income**

Did the fund pay retirement phase superannuation income stream benefits to one or more members in the income year?

To claim a tax exemption for current pension income, you must pay at least the minimum benefit payment under the law. Record exempt current pension income at Label **A**.

No **▶** Go to Section B: Income.

Yes **▶** Exempt current pension income amount **A** \$

Which method did you use to calculate your exempt current pension income?

Segregated assets method **B**

Unsegregated assets method **C** **▶** Was an actuarial certificate obtained? **D** Yes

Did the fund have any other income that was assessable?

**E** Yes **▶** Go to Section B: Income.

No **▶** Choosing 'No' means that you do not have any assessable income, including no-TFN quoted contributions. Go to Section C: Deductions and non-deductible expenses. (Do **not** complete Section B: Income.)

If you are entitled to claim any tax offsets, you can list these at Section D: Income tax calculation statement.

## Section B: Income

**Do not complete this section** if all superannuation interests in the SMSF were supporting superannuation income streams in the retirement phase for the **entire year**, there was **no** other income that was assessable, and you **have not** realised a deferred notional gain. If you are entitled to claim any tax offsets, you can record these at Section D: Income tax calculation statement.

### 11 Income

Did you have a capital gains tax (CGT) event during the year? **G** No Yes

If the total capital loss or total capital gain is greater than \$10,000 or you elected to use the transitional CGT relief in 2017 and the deferred notional gain has been realised, complete and attach a *Capital gains tax (CGT) schedule 2021*.

Have you applied an exemption or rollover? **M** No Yes

Code

Net capital gain **A** \$

Gross rent and other leasing and hiring income **B** \$

Gross interest **C** \$

Forestry managed investment scheme income **X** \$

Gross foreign income		Loss
<b>D1</b> \$	Net foreign income	<b>D</b> \$

Australian franking credits from a New Zealand company **E** \$

Transfers from foreign funds **F** \$

Gross payments where ABN not quoted **H** \$

Gross distribution from partnerships **I** \$

\*Unfranked dividend amount **J** \$

\*Franked dividend amount **K** \$

\*Dividend franking credit **L** \$

\*Gross trust distributions **M** \$

<b>Calculation of assessable contributions</b>	
Assessable employer contributions	
<b>R1</b> \$	
plus Assessable personal contributions	
<b>R2</b> \$	
plus **No-TFN-quoted contributions	
<b>R3</b> \$	
<i>(an amount must be included even if it is zero)</i>	
less Transfer of liability to life insurance company or PST	
<b>R6</b> \$	

<b>Assessable contributions</b>	<b>R</b> \$
( <b>R1</b> plus <b>R2</b> plus <b>R3</b> less <b>R6</b> )	

<b>Calculation of non-arm's length income</b>	
*Net non-arm's length private company dividends	
<b>U1</b> \$	
plus *Net non-arm's length trust distributions	
<b>U2</b> \$	
plus *Net other non-arm's length income	
<b>U3</b> \$	

\*Other income **S** \$

\*Assessable income due to changed tax status of fund **T** \$

**Net non-arm's length income** **U** \$  
(subject to 45% tax rate)  
(**U1** plus **U2** plus **U3**)

#This is a mandatory label.  
\*If an amount is entered at this label, check the instructions to ensure the correct tax treatment has been applied.

<b>GROSS INCOME</b> <b>W</b> \$	Loss
(Sum of labels <b>A</b> to <b>U</b> )	

Exempt current pension income **Y** \$

<b>TOTAL ASSESSABLE INCOME</b> <b>V</b> \$	Loss
( <b>W</b> less <b>Y</b> )	



## Section C: Deductions and non-deductible expenses

### 12 Deductions and non-deductible expenses

- Under 'Deductions' list all expenses and allowances you are entitled to claim a deduction for. Under 'Non-deductible expenses', list all other expenses or normally allowable deductions that you cannot claim as a deduction (for example, all expenses related to exempt current pension income should be recorded in the 'Non-deductible expenses' column).

DEDUCTIONS		NON-DEDUCTIBLE EXPENSES	
Interest expenses within Australia	<b>A1 \$</b>		<b>A2 \$</b>
Interest expenses overseas	<b>B1 \$</b>		<b>B2 \$</b>
Capital works expenditure	<b>D1 \$</b>		<b>D2 \$</b>
Decline in value of depreciating assets	<b>E1 \$</b>		<b>E2 \$</b>
Insurance premiums – members	<b>F1 \$</b>		<b>F2 \$</b>
SMSF auditor fee	<b>H1 \$</b>		<b>H2 \$</b>
Investment expenses	<b>I1 \$</b>		<b>I2 \$</b>
Management and administration expenses	<b>J1 \$</b>		<b>J2 \$</b>
Forestry managed investment scheme expense	<b>U1 \$</b>		<b>U2 \$</b>
Other amounts	<b>L1 \$</b>	Code	<b>L2 \$</b>
Tax losses deducted	<b>M1 \$</b>		

**TOTAL DEDUCTIONS**  
**N \$**  
 (Total **A1** to **M1**)

**TOTAL NON-DEDUCTIBLE EXPENSES**  
**Y \$**  
 (Total **A2** to **L2**)

**#TAXABLE INCOME OR LOSS** Loss  
**O \$**  
 (TOTAL ASSESSABLE INCOME *less*  
 TOTAL DEDUCTIONS)

**TOTAL SMSF EXPENSES**  
**Z \$**  
 (N *plus* Y)

#This is a mandatory label.

## Section D: Income tax calculation statement

### #Important:

Section B label **R3**, Section C label **O** and Section D labels **A, T1, J, T5** and **I** are mandatory. If you leave these labels blank, you will have specified a zero amount.

### 13 Calculation statement

Please refer to the *Self-managed superannuation fund annual return instructions 2021* on how to complete the calculation statement.

#Taxable income	<b>A \$</b>	<i>(an amount must be included even if it is zero)</i>
#Tax on taxable income	<b>T1 \$</b>	<i>(an amount must be included even if it is zero)</i>
#Tax on no-TFN-quoted contributions	<b>J \$</b>	<i>(an amount must be included even if it is zero)</i>

Gross tax **B \$**

*(T1 plus J)*

Foreign income tax offset	
<b>C1 \$</b>	
Rebates and tax offsets	Non-refundable non-carry forward tax offsets
<b>C2 \$</b>	<b>C \$</b>
	<i>(C1 plus C2)</i>

SUBTOTAL 1

**T2 \$**

*(B less C – cannot be less than zero)*

Early stage venture capital limited partnership tax offset	
<b>D1 \$</b>	
Early stage venture capital limited partnership tax offset carried forward from previous year	Non-refundable carry forward tax offsets
<b>D2 \$</b>	<b>D \$</b>
Early stage investor tax offset	<i>(D1 plus D2 plus D3 plus D4)</i>
<b>D3 \$</b>	
Early stage investor tax offset carried forward from previous year	SUBTOTAL 2
<b>D4 \$</b>	<b>T3 \$</b>
	<i>(T2 less D – cannot be less than zero)</i>

Complying fund's franking credits tax offset	
<b>E1 \$</b>	
No-TFN tax offset	
<b>E2 \$</b>	
National rental affordability scheme tax offset	
<b>E3 \$</b>	
Exploration credit tax offset	Refundable tax offsets
<b>E4 \$</b>	<b>E \$</b>
	<i>(E1 plus E2 plus E3 plus E4)</i>

#TAX PAYABLE **T5 \$**

*(T3 less E – cannot be less than zero)*

Section 102AAM interest charge

**G \$**

Credit for interest on early payments – amount of interest	
<b>H1 \$</b>	
Credit for tax withheld – foreign resident withholding (excluding capital gains)	
<b>H2 \$</b>	
Credit for tax withheld – where ABN or TFN not quoted (non-individual)	
<b>H3 \$</b>	
Credit for TFN amounts withheld from payments from closely held trusts	
<b>H5 \$</b>	
Credit for interest on no-TFN tax offset	
<b>H6 \$</b>	
Credit for foreign resident capital gains withholding amounts	
<b>H8 \$</b>	
	<b>Eligible credits</b>
	<b>H \$</b>
	<i>(H1 plus H2 plus H3 plus H5 plus H6 plus H8)</i>

<b>#Tax offset refunds</b> (Remainder of refundable tax offsets)	<b>I \$</b>	<i>(unused amount from label E – an amount must be included even if it is zero)</i>
---	-------------	---

PAYG instalments raised

**K \$**

Supervisory levy

**L \$**

Supervisory levy adjustment for wound up funds

**M \$**

Supervisory levy adjustment for new funds

**N \$**

<b>AMOUNT DUE OR REFUNDABLE</b> A positive amount at <b>S</b> is what you owe, while a negative amount is refundable to you.	<b>S \$</b>	<i>(T5 plus G less H less I less K plus L less M plus N)</i>
---	-------------	--

#This is a mandatory label.

**Section E: Losses****14 Losses**

**!** If total loss is greater than \$100,000, complete and attach a *Losses schedule 2021*.

Tax losses carried forward to later income years **U \$**Net capital losses carried forward to later income years **V \$**

## Section F: Member information

### MEMBER 1

Title: Mr Mrs Miss Ms Other

Family name

First given name

Other given names

### Member's TFN

See the Privacy note in the Declaration.

Date of birth

### Contributions

OPENING ACCOUNT BALANCE \$
----------------------------

**!** Refer to instructions for completing these labels.

Employer contributions

**A \$**

ABN of principal employer

**A1**

Personal contributions

**B \$**

CGT small business retirement exemption

**C \$**

CGT small business 15-year exemption amount

**D \$**

Personal injury election

**E \$**

Spouse and child contributions

**F \$**

Other third party contributions

**G \$**

Proceeds from primary residence disposal

**H \$**

Receipt date Day / Month / Year

**H1**

Assessable foreign superannuation fund amount

**I \$**

Non-assessable foreign superannuation fund amount

**J \$**

Transfer from reserve: assessable amount

**K \$**

Transfer from reserve: non-assessable amount

**L \$**

Contributions from non-complying funds and previously non-complying funds

**T \$**

Any other contributions (including Super Co-contributions and Low Income Super Amounts)

**M \$**

<b>TOTAL CONTRIBUTIONS N \$</b>
---------------------------------

(Sum of labels **A** to **M**)

### Other transactions

Allocated earnings or losses **O \$**

Loss

Accumulation phase account balance

**S1 \$**Inward rollovers and transfers **P \$**

Retirement phase account balance – Non CDBIS

**S2 \$**Outward rollovers and transfers **Q \$**

Retirement phase account balance – CDBIS

**S3 \$**Lump Sum payments **R1 \$**Income stream payments **R2 \$**

Code

Code

TRIS Count
------------

<b>CLOSING ACCOUNT BALANCE S \$</b>
-------------------------------------

(S1 plus S2 plus S3)

Accumulation phase value **X1 \$**Retirement phase value **X2 \$**Outstanding limited recourse borrowing arrangement amount **Y \$**

**MEMBER 2**

Title: Mr Mrs Miss Ms Other

Family name

First given name

Other given names

**Member's TFN**

See the Privacy note in the Declaration.

**Date of birth**

**Contributions**

OPENING ACCOUNT BALANCE \$

**!** Refer to instructions for completing these labels.

Employer contributions

**A \$**

ABN of principal employer

**A1**

Personal contributions

**B \$**

CGT small business retirement exemption

**C \$**

CGT small business 15-year exemption amount

**D \$**

Personal injury election

**E \$**

Spouse and child contributions

**F \$**

Other third party contributions

**G \$**

Proceeds from primary residence disposal

**H \$**

Receipt date Day / Month / Year

**H1**

Assessable foreign superannuation fund amount

**I \$**

Non-assessable foreign superannuation fund amount

**J \$**

Transfer from reserve: assessable amount

**K \$**

Transfer from reserve: non-assessable amount

**L \$**

Contributions from non-complying funds and previously non-complying funds

**T \$**

Any other contributions (including Super Co-contributions and Low Income Super Amounts)

**M \$**

**TOTAL CONTRIBUTIONS N \$**

(Sum of labels **A** to **M**)

**Other transactions**

Allocated earnings or losses **O \$**

Loss

Accumulation phase account balance

**S1 \$**

Inward rollovers and transfers **P \$**

Retirement phase account balance - Non CDBIS

**S2 \$**

Outward rollovers and transfers **Q \$**

Retirement phase account balance - CDBIS

**S3 \$**

Lump Sum payments **R1 \$**

Income stream payments **R2 \$**

Code

Code

TRIS Count

**CLOSING ACCOUNT BALANCE S \$**

(**S1** plus **S2** plus **S3**)

Accumulation phase value **X1 \$**

Retirement phase value **X2 \$**

Outstanding limited recourse borrowing arrangement amount **Y \$**

**OFFICIAL: Sensitive** (when completed)

---

**Section H: Assets and liabilities**
**15 ASSETS**

15a Australian managed investments

Listed trusts **A \$**

Unlisted trusts **B \$**

Insurance policy **C \$**

Other managed investments **D \$**

---

15b Australian direct investments

<p><b>Limited recourse borrowing arrangements</b></p> <p>Australian residential real property <b>J1 \$</b></p> <p>Australian non-residential real property <b>J2 \$</b></p> <p>Overseas real property <b>J3 \$</b></p> <p>Australian shares <b>J4 \$</b></p> <p>Overseas shares <b>J5 \$</b></p> <p>Other <b>J6 \$</b></p> <p>Property count <b>J7</b></p>	<p>Cash and term deposits <b>E \$</b></p> <p>Debt securities <b>F \$</b></p> <p style="padding-left: 100px;">Loans <b>G \$</b></p> <p style="padding-left: 100px;">Listed shares <b>H \$</b></p> <p style="padding-left: 100px;">Unlisted shares <b>I \$</b></p> <p style="padding-left: 100px;">Limited recourse borrowing arrangements <b>J \$</b></p> <p style="padding-left: 100px;">Non-residential real property <b>K \$</b></p> <p style="padding-left: 150px;">Residential real property <b>L \$</b></p> <p style="padding-left: 100px;">Collectables and personal use assets <b>M \$</b></p> <p style="padding-left: 100px;">Other assets <b>O \$</b></p>
--	--

---

15c Other investments

Crypto-Currency **N \$**

---

15d Overseas direct investments

Overseas shares **P \$**

Overseas non-residential real property **Q \$**

Overseas residential real property **R \$**

Overseas managed investments **S \$**

Other overseas assets **T \$**

<b>TOTAL AUSTRALIAN AND OVERSEAS ASSETS U \$</b> <small>(Sum of labels A to T)</small>
---

---

**15e In-house assets**

Did the fund have a loan to, lease to or investment in, related parties (known as in-house assets) at the end of the income year?

**A** No      Yes    **) \$**

**15f Limited recourse borrowing arrangements**

If the fund had an LRBA were the LRBA borrowings from a licensed financial institution? **A** No  Yes

Did the members or related parties of the fund use personal guarantees or other security for the LRBA? **B** No  Yes

**16 LIABILITIES**

Borrowings for limited recourse borrowing arrangements	
<b>V1 \$</b>	
Permissible temporary borrowings	
<b>V2 \$</b>	
Other borrowings	
<b>V3 \$</b>	Borrowings <b>V \$</b>
Total member closing account balances (total of all <b>CLOSING ACCOUNT BALANCES</b> from Sections F and G) <b>W \$</b>	
Reserve accounts <b>X \$</b>	
Other liabilities <b>Y \$</b>	
<b>TOTAL LIABILITIES Z \$</b>	

**Section I: Taxation of financial arrangements****17 Taxation of financial arrangements (TOFA)**

Total TOFA gains **H \$**

Total TOFA losses **I \$**

**Section J: Other information****Family trust election status**

If the trust or fund has made, or is making, a family trust election, write the four-digit **income year specified** of the election (for example, for the 2020–21 income year, write **2021**). **A**

If revoking or varying a family trust election, print **R** for revoke or print **V** for variation, and complete and attach the *Family trust election, revocation or variation 2021*. **B**

**Interposed entity election status**

If the trust or fund has an existing election, write the earliest income year specified. If the trust or fund is making one or more elections this year, write the earliest income year being specified and complete an *Interposed entity election or revocation 2021* for each election. **C**

If revoking an interposed entity election, print **R**, and complete and attach the *Interposed entity election or revocation 2021*. **D**

Tax File Number **Provided****Section K: Declarations**

Penalties may be imposed for false or misleading information in addition to penalties relating to any tax shortfalls.

**Important**

Before making this declaration check to ensure that all income has been disclosed and the annual return, all attached schedules and any additional documents are true and correct in every detail. If you leave labels blank, you will have specified a zero amount or the label was not applicable to you. If you are in doubt about any aspect of the annual return, place all the facts before the ATO.

**Privacy**


The ATO is authorised by the *Taxation Administration Act 1953* to request the provision of tax file numbers (TFNs). We will use the TFN to identify the entity in our records. It is not an offence not to provide the TFN. However if you do not provide the TFN, the processing of this form may be delayed.

Taxation law authorises the ATO to collect information and disclose it to other government agencies. For information about your privacy go to [ato.gov.au/privacy](http://ato.gov.au/privacy)

**TRUSTEE'S OR DIRECTOR'S DECLARATION:**

I declare that, the current trustees and directors have authorised this annual return and it is documented as such in the SMSF's records. I have received a copy of the audit report and are aware of any matters raised therein. The information on this annual return, including any attached schedules and additional documentation is true and correct.

Authorised trustee's, director's or public officer's signature



Date  /  /

**Preferred trustee or director contact details:**

Title: Mr  Mrs  Miss  Ms  Other

Family name

**Cockerton**

First given name

**Geoffrey**

Other given names

Phone number **0407193637**

Email address

Non-individual trustee name (if applicable)

**Gracy Holdings Pty Ltd**

ABN of non-individual trustee

Time taken to prepare and complete this annual return  Hrs

**i** The Commissioner of Taxation, as Registrar of the Australian Business Register, may use the ABN and business details which you provide on this annual return to maintain the integrity of the register. For further information, refer to the instructions.

**TAX AGENT'S DECLARATION:**

I declare that the *Self-managed superannuation fund annual return 2021* has been prepared in accordance with information provided by the trustees, that the trustees have given me a declaration stating that the information provided to me is true and correct, and that the trustees have authorised me to lodge this annual return.

Tax agent's signature

Date  /  /

**Tax agent's contact details**

Title: Mr  Mrs  Miss  Ms  Other

Family name

**Read**

First given name

**Wayne**

Other given names

Tax agent's practice

**Cosway Accounting**

Tax agent's phone number

**08 92742171**

Reference number

**COCK05**

Tax agent number

**76602002**



The Gracy Superannuation Fund  
**Rental Property Statement**

For the year ended 30 June 2021

---

<b>Property</b>	12/10 PRESCOTT PLACE, ORELIA	<b>Market Value</b>	(as at 30/06/2021):	155,495.00
<b>Property Account Code:</b>	PRESCOTPL2	<b>Gross Rental Yield:</b>		0.00%
<b>Property Type:</b>	Residential	<b>Net Rental Yield:</b>		(0.11)%

---

	<b>Tax Return Label</b>	<b>GST Label</b>	<b>2021</b>	<b>2020</b>
			<b>\$</b>	<b>\$</b>
<b>Income</b>				
<b>Total Income</b>		G1	<u>0.00</u>	<u>0.00</u>
<b>Expenses</b>				
Agents Management Fees	Label I		163.36	0.00
<b>Total Expenses</b>		G11	<u>163.36</u>	<u>0.00</u>
<b>Net Rental Income</b>			<u>(163.36)</u>	<u>0.00</u>
<b>GST excluded from total income</b>		1A	<b>0.00</b>	
<b>GST excluded from total expenses</b>		1B	<b>0.00</b>	

# The Gracy Superannuation Fund

## Rental Property Statement

For the year ended 30 June 2021

<b>Property</b>	12/10 Prescott Place, Orelia	<b>Market Value</b>	(as at 30/06/2021):	155,495.00
<b>Property Account Code:</b>	PRESCOTPL	<b>Gross Rental Yield:</b>		5.01%
<b>Property Type:</b>	Residential	<b>Net Rental Yield:</b>		(1.98)%

	<b>Tax Return Label</b>	<b>GST Label</b>	<b>2021 \$</b>	<b>2020 \$</b>
<b>Income</b>				
Property Income	Label B		7,790.00	11,030.00
<b>Total Income</b>		G1	<b>7,790.00</b>	<b>11,030.00</b>
<b>Expenses</b>				
Advertising	Label I		(108.00)	0.00
Agents Management Fees	Label I		1,889.83	1,455.96
Council Rates	Label I		1,513.36	1,581.14
Depreciation	Label E		1,561.00	1,802.00
Insurance Premium	Label I		436.00	0.00
Property Expense - Rental Expenses	Label I		75.80	0.00
Repairs Maintenance	Label I		133.10	180.00
Strata Levy Fees	Label I		4,600.00	4,400.00
Water Rates	Label I		764.40	803.27
<b>Total Expenses</b>		G11	<b>10,865.49</b>	<b>10,222.37</b>
<b>Net Rental Income</b>			<b>(3,075.49)</b>	<b>807.63</b>
<b>GST excluded from total income</b>		1A	<b>0.00</b>	
<b>GST excluded from total expenses</b>		1B	<b>0.00</b>	

# The Gracy Superannuation Fund

## Rental Property Statement

For the year ended 30 June 2021

<b>Property</b>	Unit 3, 49-53 Bronte St East Perth	<b>Market Value</b>	(as at 30/06/2021):	341,456.10
<b>Property Account Code:</b>	BRONTEST	<b>Gross Rental Yield:</b>		5.17%
<b>Property Type:</b>	Residential	<b>Net Rental Yield:</b>		2.83%

	<b>Tax Return Label</b>	<b>GST Label</b>	<b>2021 \$</b>	<b>2020 \$</b>
<b>Income</b>				
Property Income	Label B		17,650.00	17,172.43
<b>Total Income</b>		G1	<b>17,650.00</b>	<b>17,172.43</b>
<b>Expenses</b>				
Agents Management Fees	Label I		2,239.36	2,005.24
Council Rates	Label I		1,390.65	1,508.90
Depreciation	Label E		305.00	0.00
Insurance Premium	Label I		319.00	735.00
Repairs Maintenance	Label I		272.00	436.60
Strata Levy Fees	Label I		2,076.50	2,076.80
Water Rates	Label I		1,373.15	1,100.89
<b>Total Expenses</b>		G11	<b>7,975.66</b>	<b>7,863.43</b>
<b>Net Rental Income</b>			<b>9,674.34</b>	<b>9,309.00</b>
<b>GST excluded from total income</b>		1A	<b>0.00</b>	
<b>GST excluded from total expenses</b>		1B	<b>0.00</b>	

# The Gracy Superannuation Fund

## Projected Investment Strategy

---

### Overview

The aim of this strategy is to provide the Members with an income on retirement.

### Investment Objectives

The Trustee(s) will at all times ensure the funds assets are invested in accordance with the trust deed and comply with the applicable legislative requirements.

The Trustee(s) will act prudently to maximise the rate of return, subject to acceptable risk parameters whilst maintaining an appropriate diversification across a broad range of assets whilst assessing the risks where it is determined the fund's portfolio lacks diversification and / or has elected to implement a sector bias.

Having considered the risk profile of the fund and the member's needs and circumstances, the trustee has adopted the following objectives for the investment of assets of the fund;

- to achieve an investment return (based on market values and net of tax and charges) that exceeds the CPI by at least 3% per annum when measured over a rolling 5 year period.
- to have a probability of zero or negative returns in any 12 Month period of less than one in five years; and
- have sufficient liquidity to meet liabilities as and when they fall due.
- to consider the need to hold a policy of insurance for one or more members of the fund.

### Investment Strategy

The fund will invest in a portfolio of assets according to market conditions and within the ranges specified below:

### Asset Allocation

The targeted asset allocation will be in the following ranges:

<u>Asset Class</u>	<u>Target Range</u>	<u>Benchmark</u>
Australian Shares	0 - 0 %	0 %
International Shares	0 - 0 %	0 %
Cash	1 - 2 %	1 %
Australian Fixed Interest	0 - 0 %	0 %
International Fixed Interest	0 - 0 %	0 %
Mortgages	0 - 0 %	0 %
Direct Property	80 - 90 %	85 %
Listed Property	0 - 0 %	0 %
Other	15 - 25 %	20 %

Quality companies and trusts as supported by research and fundamental analysis will be selected. Direct investments in property, artwork and lease equipment may form part of the strategy provided there is sufficient basis for the decision.

### Insurance

The Trustees have considered and consulted Professional Advice where necessary to ensure that all fund members have the correct type and level of insurance. Insurance may be held within or outside the SMSF.

### Review and Monitoring

The trustees will monitor and review the fund's investment activities on a regular basis and to communicate with the members should they feel that any change in strategy is necessary in order to achieve the fund's objective.

Date: 01/07/2020



# The Gracy Superannuation Fund

## General Ledger

As at 30 June 2021

Transaction Date	Description	Units	Debit	Credit	Balance \$
<b>Contributions (24200)</b>					
<u>(Contributions) Cockerton, Geoffrey - Accumulation (COCGEO00001A)</u>					
02/07/2020	GC SUPER JUNE LANDCARE HOLDINGS PT - OSKO PAYMENT			909.72	909.72 CR
04/08/2020	GC Super LANDCARE HOLDINGS PT - OSKO PAYMENT			909.72	1,819.44 CR
20/08/2020	GC Super LANDCARE HOLDINGS PT - OSKO PAYMENT			909.72	2,729.16 CR
29/09/2020	GC Super Sept LANDCARE HOLDINGS PT - OSKO PAYMENT			909.72	3,638.88 CR
29/10/2020	GC SUPER LANDCARE HOLDINGS PT - OSKO PAYMENT			1,364.58	5,003.46 CR
30/10/2020	LANDCARE HOLDINGS P 0171990192 TC SUPER - PAY ANYONE			1,364.58	6,368.04 CR
26/11/2020	GC Super LANDCARE HOLDINGS PT - OSKO PAYMENT			909.72	7,277.76 CR
28/12/2020	GC Super LANDCARE HOLDINGS PT - OSKO PAYMENT			909.72	8,187.48 CR
27/01/2021	GC Super LANDCARE HOLDINGS PT - OSKO PAYMENT			909.72	9,097.20 CR
03/03/2021	GC Super Feb LANDCARE HOLDINGS PT - OSKO PAYMENT			909.72	10,006.92 CR
29/03/2021	LANDCARE HOLDINGS P 0173549336 GC SUPER MARCH - PAY ANYONE			909.72	10,916.64 CR
30/04/2021	LANDCARE HOLDINGS P 0173937077 GC SUPER - PAY ANYONE			1,364.58	12,281.22 CR
03/06/2021	GC Super LANDCARE HOLDINGS PT - OSKO PAYMENT			909.72	13,190.94 CR
25/06/2021	LANDCARE HOLDINGS P 0174520917 GC SUPER JUNE - PAY ANYONE			909.72	14,100.66 CR
				<b>14,100.66</b>	<b>14,100.66 CR</b>
<u>(Contributions) Cockerton, Tracy - Accumulation (COCTRA00001A)</u>					
02/07/2020	TC SUPER JUNE LANDCARE HOLDINGS PT - OSKO PAYMENT			909.72	909.72 CR
04/08/2020	TC Super LANDCARE HOLDINGS PT - OSKO PAYMENT			909.72	1,819.44 CR
20/08/2020	TC Super LANDCARE HOLDINGS PT - OSKO PAYMENT			909.72	2,729.16 CR
29/09/2020	TC Super Sept LANDCARE HOLDINGS PT - OSKO PAYMENT			909.72	3,638.88 CR
27/11/2020	LANDCARE HOLDINGS P 0172296699 TC SUPER - PAY ANYONE			909.72	4,548.60 CR
28/12/2020	TC Super LANDCARE HOLDINGS PT - OSKO PAYMENT			909.72	5,458.32 CR
27/01/2021	TC Super LANDCARE HOLDINGS PT - OSKO PAYMENT			909.72	6,368.04 CR
03/03/2021	TC Super Feb LANDCARE HOLDINGS PT - OSKO PAYMENT			909.72	7,277.76 CR
29/03/2021	LANDCARE HOLDINGS P 0173549355 TC SUPER MARCH - PAY ANYONE			909.72	8,187.48 CR
30/04/2021	LANDCARE HOLDINGS P 0173937093 TC SUPER - PAY ANYONE			1,364.58	9,552.06 CR
03/06/2021	TC Super LANDCARE HOLDINGS PT - OSKO PAYMENT			909.72	10,461.78 CR
25/06/2021	LANDCARE HOLDINGS P 0174520931 TC SUPER JUNE - PAY ANYONE			909.72	11,371.50 CR
				<b>11,371.50</b>	<b>11,371.50 CR</b>
<b>Changes in Market Values of Investments (24700)</b>					
<u>Changes in Market Values of Investments (24700)</u>					
30/06/2021	Revaluation - 30/06/2021 @ \$3,344.830000 (Exit) - 7.000000 Units on hand (GLD03)			6,061.39	6,061.39 CR
30/06/2021	Revaluation - 30/06/2021 @ \$10,753.880000 (Exit) - 1.000000 Units on hand (KANG01)			1,701.10	7,762.49 CR

# The Gracy Superannuation Fund

## General Ledger

As at 30 June 2021

Transaction Date	Description	Units	Debit	Credit	Balance \$
30/06/2021	Revaluation - 30/06/2021 @ \$155,495.000000 (Exit) - 1.000000 Units on hand (PRESCOTPL)			20,561.00	28,323.49 CR
30/06/2021	Revaluation - 30/06/2021 @ \$341,761.100000 (Exit) - 1.000000 Units on hand (BRONTEST)			15,534.00	43,857.49 CR
30/06/2021	Revaluation - 30/06/2020 @ \$280.536400 (Net Asset Value) - 11.000000 Units on hand (P&E Bronte St)			305.00	44,162.49 CR
30/06/2021	Revaluation - 30/06/2021 @ \$16,724.150000 (Exit) - 1.000000 Units on hand (GLD02)			3,892.05	48,054.54 CR
30/06/2021	Revaluation - 30/06/2021 @ \$3,437.000000 (Exit) - 2.000000 Units on hand (SLV01)			1,698.00	49,752.54 CR
30/06/2021	Revaluation - 30/06/2021 @ \$1,105.021000 (Exit) - 21.000000 Units on hand (SILV02)			4,605.07	54,357.61 CR
30/06/2021	Revaluation - 30/06/2021 @ \$8,362.075000 (Exit) - 4.000000 Units on hand (GLD01)			7,784.10	62,141.71 CR
30/06/2021	Revaluation - 30/06/2021 @ \$34,370.0000 (Exit) - 250.000000 Units on hand (SILV03 Silver Kangaroo Coin 1)		1,040.00		61,101.71 CR
30/06/2021	Revaluation - 30/06/2021 @ \$341,456.100000 (Exit) - 1.000000 Units on hand (BRONTEST)		305.00		60,796.71 CR
			<b>1,345.00</b>	<b>62,141.71</b>	<b>60,796.71 CR</b>

### Interest Received (25000)

#### Bendigo Bank (Bendigo Bank)

01/07/2020	- INTEREST				0.00 DR
01/08/2020	- INTEREST				0.00 DR
01/09/2020	- INTEREST				0.00 DR
01/10/2020	- INTEREST				0.00 DR
01/11/2020	- INTEREST				0.00 DR
01/12/2020	- INTEREST				0.00 DR
01/01/2021	- INTEREST				0.00 DR
01/02/2021	- INTEREST				0.00 DR
01/03/2021	- INTEREST				0.00 DR
01/04/2021	- INTEREST				0.00 DR
01/05/2021	- INTEREST				0.00 DR
01/06/2021	- INTEREST				0.00 DR
			<b>0.00</b>		<b>0.00 DR</b>

### Property Income (28000)

#### Unit 3, 49-53 Bronte St East Perth (BRONTEST)

30/07/2020	DSJR Unit Trust 0988831353 3 53 Bronte St N - DIRECT CREDIT			1,320.00	1,320.00 CR
24/09/2020	DSJR Unit Trust 0000802808 3 53 Bronte St N - DIRECT CREDIT [Benger Plumbing]			1,320.00	2,640.00 CR
24/09/2020	DSJR Unit Trust 0000802808 3 53 Bronte St N - DIRECT CREDIT [Benger Plumbing]			1,320.00	3,960.00 CR
29/10/2020	DSJR Unit Trust 0008523132 3 53 Bronte St N - DIRECT CREDIT			1,650.00	5,610.00 CR
26/11/2020	DSJR Unit Trust 0014531288 3 53 Bronte St N - DIRECT CREDIT			1,320.00	6,930.00 CR
22/12/2020	K.G & K.J Gorham 0020274358 L.J. Hooker Kwinan N - DIRECT CREDIT [Service Shower/Bath Taps]			820.00	7,750.00 CR
24/12/2020	DSJR Unit Trust 0021257246 3 53 Bronte			1,196.56	8,946.56 CR



# The Gracy Superannuation Fund

## General Ledger

As at 30 June 2021

Transaction Date	Description	Units	Debit	Credit	Balance \$
	St N - DIRECT CREDIT				
04/01/2021	DSJR Unit Trust 0022632080 3 53 Bronte St N - DIRECT CREDIT			783.44	9,730.00 CR
28/01/2021	DSJR Unit Trust 0028056165 3 53 Bronte St N - DIRECT CREDIT			990.00	10,720.00 CR
26/02/2021	DSJR Unit Trust 0034225670 3 53 Bronte St N - DIRECT CREDIT			1,320.00	12,040.00 CR
25/03/2021	DSJR Unit Trust 0040760380 3 53 Bronte St N - DIRECT CREDIT			1,320.00	13,360.00 CR
29/04/2021	DSJR Unit Trust 0048411472 3 53 Bronte St N - DIRECT CREDIT			1,650.00	15,010.00 CR
27/05/2021	DSJR Unit Trust 0054698033 3 53 Bronte St N - DIRECT CREDIT			1,320.00	16,330.00 CR
24/06/2021	DSJR Unit Trust 0060896393 3 53 Bronte St N - DIRECT CREDIT			1,320.00	17,650.00 CR
				<b>17,650.00</b>	<b>17,650.00 CR</b>
	<u>12/10 Prescott Place, Orelia (PRESCOTPL)</u>				
31/07/2020	K.G & K.J Gorham 0989193099 L.J. Hooker Kwinan N - DIRECT CREDIT			820.00	820.00 CR
31/08/2020	K.G & K.J Gorham 0995519158 L.J. Hooker Kwinan N - DIRECT CREDIT			820.00	1,640.00 CR
01/10/2020	K.G & K.J Gorham 0002201673 L.J. Hooker Kwinan N - DIRECT CREDIT			820.00	2,460.00 CR
31/10/2020	K.G & K.J Gorham 0008852781 L.J. Hooker Kwinan N - DIRECT CREDIT			820.00	3,280.00 CR
01/12/2020	K.G & K.J Gorham 0015313310 L.J. Hooker Kwinan N - DIRECT CREDIT [Compliance Checks] [Bank charges] [Management fee]			820.00	4,100.00 CR
30/01/2021	K.G & K.J Gorham 0028382849 L.J. Hooker Kwinan N - DIRECT CREDIT			1,230.00	5,330.00 CR
27/02/2021	K.G & K.J Gorham 0034523555 L.J. Hooker Kwinan N - DIRECT CREDIT			820.00	6,150.00 CR
01/04/2021	K.G & K.J Gorham 0042226428 L.J. Hooker Kwinan N - DIRECT CREDIT			820.00	6,970.00 CR
30/04/2021	K.G & K.J Gorham 0048842965 L.J. Hooker Kwinan N - DIRECT CREDIT			820.00	7,790.00 CR
				<b>7,790.00</b>	<b>7,790.00 CR</b>
	<u>12/10 PRESCOTT PLACE, ORELIA (PRESCOTPL1)</u>				
01/06/2021	K.G & K.J Gorham 0055445337 L.J. Hooker Kwinan N - DIRECT CREDIT			1,315.00	1,315.00 CR
30/06/2021	K.G & K.J Gorham 0062173384 L.J. Hooker Kwinan N - DIRECT CREDIT [Reimb Advertising] [Remaining Lease] [Reimb PCR] [Reimb Advertising]			960.00	2,275.00 CR
30/06/2021	K.G & K.J Gorham 0062173384 L.J. Hooker Kwinan N - DIRECT CREDIT [Reimb Advertising] [Remaining Lease] [Reimb PCR] [Reimb Advertising]			86.10	2,361.10 CR
				<b>2,361.10</b>	<b>2,361.10 CR</b>
	<b>Accountancy Fees (30100)</b>				
	<u>Accountancy Fees (30100)</u>				
24/04/2021	Cosway Inv7290 Cosway Accounting - OSKO PAYMENT		220.00		220.00 DR
			<b>220.00</b>		<b>220.00 DR</b>
	<b>ATO Supervisory Levy (30400)</b>				
	<u>ATO Supervisory Levy (30400)</u>				
13/08/2020	BPAY TO: TAX OFFICE PAYMENTS 0119935200 - BILL PAYMENT		259.00		259.00 DR
13/06/2021	BPAY TO: TAX OFFICE PAYMENTS 0127779660 - BILL PAYMENT		259.00		518.00 DR
			<b>518.00</b>		<b>518.00 DR</b>



# The Gracy Superannuation Fund

## General Ledger

As at 30 June 2021

Transaction Date	Description	Units	Debit	Credit	Balance \$
<b>Auditor's Remuneration (30700)</b>					
<u>Auditor's Remuneration (30700)</u>					
27/05/2021	Gracy Super Fund AW Boys Super Audits - OSKO PAYMENT		440.00		440.00 DR
			<b>440.00</b>		<b>440.00 DR</b>
<b>ASIC Fees (30800)</b>					
<u>ASIC Fees (30800)</u>					
22/06/2021	BPAY TO: ASIC 0128014332 - BILL PAYMENT		355.00		355.00 DR
			<b>355.00</b>		<b>355.00 DR</b>
<b>Bank Charges (31500)</b>					
<u>Bank Charges (31500)</u>					
01/07/2020	TRANSACTION FEES CHARGED 06/20 - TRANSACTION FEES CHARGED		1.20		1.20 DR
01/07/2020	- DEBIT CARD FEE		3.00		4.20 DR
01/08/2020	- DEBIT CARD FEE		3.00		7.20 DR
01/08/2020	TRANSACTION FEES CHARGED 07/20 - TRANSACTION FEES CHARGED		0.40		7.60 DR
01/09/2020	- DEBIT CARD FEE		3.00		10.60 DR
01/09/2020	TRANSACTION FEES CHARGED 08/20 - TRANSACTION FEES CHARGED		3.20		13.80 DR
01/10/2020	- DEBIT CARD FEE		3.00		16.80 DR
01/11/2020	- DEBIT CARD FEE		3.00		19.80 DR
01/11/2020	TRANSACTION FEES CHARGED 10/20 - TRANSACTION FEES CHARGED		0.80		20.60 DR
01/12/2020	- DEBIT CARD FEE		3.00		23.60 DR
01/01/2021	- DEBIT CARD FEE		3.00		26.60 DR
01/01/2021	TRANSACTION FEES CHARGED 12/20 - TRANSACTION FEES CHARGED		0.40		27.00 DR
01/02/2021	- DEBIT CARD FEE		3.00		30.00 DR
01/03/2021	- DEBIT CARD FEE		3.00		33.00 DR
01/03/2021	TRANSACTION FEES CHARGED 02/21 - TRANSACTION FEES CHARGED		0.80		33.80 DR
01/04/2021	- DEBIT CARD FEE		3.00		36.80 DR
01/04/2021	TRANSACTION FEES CHARGED 03/21 - TRANSACTION FEES CHARGED		0.80		37.60 DR
01/05/2021	- DEBIT CARD FEE		3.00		40.60 DR
01/05/2021	TRANSACTION FEES CHARGED 04/21 - TRANSACTION FEES CHARGED		1.90		42.50 DR
01/06/2021	- DEBIT CARD FEE		3.00		45.50 DR
01/06/2021	TRANSACTION FEES CHARGED 05/21 - TRANSACTION FEES CHARGED		0.80		46.30 DR
			<b>46.30</b>		<b>46.30 DR</b>
<b>Depreciation (33400)</b>					
<u>Plant &amp; Equipment - Bronte St (BRONTEST1)</u>					
30/06/2021	Depreciation 2021		305.00		305.00 DR
			<b>305.00</b>		<b>305.00 DR</b>
<u>Fixtures &amp; Fittings Prescott St Orelia (COCK05_FIXTURES&amp;FITT)</u>					
30/06/2021	Depreciation 2021		203.00		203.00 DR
			<b>203.00</b>		<b>203.00 DR</b>
<u>Fixtures &amp; Fittings Bronte St (COCK05_FIXTURES&amp;FIT2)</u>					
30/06/2021	Depreciation 2021		229.00		229.00 DR

# The Gracy Superannuation Fund

## General Ledger

As at 30 June 2021

Transaction Date	Description	Units	Debit	Credit	Balance \$
			<b>229.00</b>		<b>229.00 DR</b>
<u>Plant &amp; Equipment Prescott Place (COCK05_PLANT&amp;EQUIPME)</u>					
30/06/2021	Depreciation 2021		642.00		642.00 DR
			<b>642.00</b>		<b>642.00 DR</b>
<u>12/10 Prescott Place, Orelia (PRESCOTPL)</u>					
30/06/2021	Depreciation 2021		716.00		716.00 DR
			<b>716.00</b>		<b>716.00 DR</b>
<u>Plant and Equipment - Plant &amp; Equipment (Safe)</u>					
30/06/2021	Depreciation 2021		210.00		210.00 DR
			<b>210.00</b>		<b>210.00 DR</b>
<b>Insurance (38000)</b>					
<u>Insurance (38000)</u>					
03/08/2020	BPAY TO: Country Wide Insuran 0119669257 - BILL PAYMENT		41.68		41.68 DR
17/08/2020	BPAY TO: Country Wide Insuran 0120031268 - BILL PAYMENT		820.00		861.68 DR
17/08/2020	BPAY TO: Country Wide Insuran 0120031202 - BILL PAYMENT		36.19		897.87 DR
			<b>897.87</b>		<b>897.87 DR</b>
<b>Property Expenses - Advertising (41920)</b>					
<u>12/10 Prescott Place, Orelia (PRESCOTPL)</u>					
30/06/2021	K.G & K.J Gorham 0062173384 L.J. Hooker Kwinan N - DIRECT CREDIT [Reimb Advertising] [Remaining Lease] [Reimb PCR] [Reimb Advertising]			55.00	55.00 CR
30/06/2021	K.G & K.J Gorham 0062173384 L.J. Hooker Kwinan N - DIRECT CREDIT [Reimb Advertising] [Remaining Lease] [Reimb PCR] [Reimb Advertising]			53.00	108.00 CR
				<b>108.00</b>	<b>108.00 CR</b>
<b>Property Expenses - Agents Management Fees (41930)</b>					
<u>Unit 3, 49-53 Bronte St East Perth (BRONTEST)</u>					
30/07/2020	DSJR Unit Trust 0988831353 3 53 Bronte St N - DIRECT CREDIT		178.44		178.44 DR
24/09/2020	DSJR Unit Trust 0000802808 3 53 Bronte St N - DIRECT CREDIT [Benger Plumbing]		211.44		389.88 DR
24/09/2020	DSJR Unit Trust 0000802808 3 53 Bronte St N - DIRECT CREDIT [Benger Plumbing]		134.44		524.32 DR
29/10/2020	DSJR Unit Trust 0008523132 3 53 Bronte St N - DIRECT CREDIT		165.30		689.62 DR
26/11/2020	DSJR Unit Trust 0014531288 3 53 Bronte St N - DIRECT CREDIT		211.44		901.06 DR
04/01/2021	DSJR Unit Trust 0022632080 3 53 Bronte St N - DIRECT CREDIT		196.16		1,097.22 DR
28/01/2021	DSJR Unit Trust 0028056165 3 53 Bronte St N - DIRECT CREDIT		103.58		1,200.80 DR
26/02/2021	DSJR Unit Trust 0034225670 3 53 Bronte St N - DIRECT CREDIT		392.94		1,593.74 DR
25/03/2021	DSJR Unit Trust 0040760380 3 53 Bronte St N - DIRECT CREDIT		134.44		1,728.18 DR
29/04/2021	DSJR Unit Trust 0048411472 3 53 Bronte St N - DIRECT CREDIT		165.30		1,893.48 DR
27/05/2021	DSJR Unit Trust 0054698033 3 53 Bronte St N - DIRECT CREDIT		211.44		2,104.92 DR
24/06/2021	DSJR Unit Trust 0060896393 3 53 Bronte St N - DIRECT CREDIT		134.44		2,239.36 DR
			<b>2,239.36</b>		<b>2,239.36 DR</b>

# The Gracy Superannuation Fund

## General Ledger

As at 30 June 2021

Transaction Date	Description	Units	Debit	Credit	Balance \$
<u>12/10 Prescott Place, Orelia (PRESCOTPL)</u>					
31/07/2020	K.G & K.J Gorham 0989193099 L.J. Hooker Kwinan N - DIRECT CREDIT		108.24		108.24 DR
31/08/2020	K.G & K.J Gorham 0995519158 L.J. Hooker Kwinan N - DIRECT CREDIT		108.24		216.48 DR
01/10/2020	K.G & K.J Gorham 0002201673 L.J. Hooker Kwinan N - DIRECT CREDIT		108.24		324.72 DR
31/10/2020	K.G & K.J Gorham 0008852781 L.J. Hooker Kwinan N - DIRECT CREDIT		137.14		461.86 DR
01/12/2020	K.G & K.J Gorham 0015313310 L.J. Hooker Kwinan N - DIRECT CREDIT [Compliance Checks] [Bank charges] [Management fee]		108.24		570.10 DR
22/12/2020	K.G & K.J Gorham 0020274358 L.J. Hooker Kwinan N - DIRECT CREDIT [Service Shower/Bath Taps]		108.84		678.94 DR
27/02/2021	K.G & K.J Gorham 0034523555 L.J. Hooker Kwinan N - DIRECT CREDIT		108.84		787.78 DR
01/04/2021	K.G & K.J Gorham 0042226428 L.J. Hooker Kwinan N - DIRECT CREDIT		108.64		896.42 DR
30/04/2021	K.G & K.J Gorham 0048842965 L.J. Hooker Kwinan N - DIRECT CREDIT		108.84		1,005.26 DR
01/06/2021	K.G & K.J Gorham 0055445337 L.J. Hooker Kwinan N - DIRECT CREDIT		921.78		1,927.04 DR
30/06/2021	K.G & K.J Gorham 0062173384 L.J. Hooker Kwinan N - DIRECT CREDIT [Reimb Advertising] [Remaining Lease] [Reimb PCR] [Reimb Advertising]			220.00	1,707.04 DR
30/06/2021	K.G & K.J Gorham 0062173384 L.J. Hooker Kwinan N - DIRECT CREDIT [Reimb Advertising] [Remaining Lease] [Reimb PCR] [Reimb Advertising]		182.79		1,889.83 DR
			<b>2,109.83</b>	<b>220.00</b>	<b>1,889.83 DR</b>
<u>12/10 PRESCOTT PLACE, ORELIA (PRESCOTPL2)</u>					
30/01/2021	K.G & K.J Gorham 0028382849 L.J. Hooker Kwinan N - DIRECT CREDIT		163.36		163.36 DR
			<b>163.36</b>		<b>163.36 DR</b>
<b>Property Expenses - Council Rates (41960)</b>					
<u>Unit 3, 49-53 Bronte St East Perth (BRONTEST)</u>					
24/09/2020	DSJR Unit Trust 0000802808 3 53 Bronte St N - DIRECT CREDIT [Benger Plumbing]		1,390.65		1,390.65 DR
			<b>1,390.65</b>		<b>1,390.65 DR</b>
<u>12/10 Prescott Place, Orelia (PRESCOTPL)</u>					
31/07/2020	K.G & K.J Gorham 0989193099 L.J. Hooker Kwinan N - DIRECT CREDIT		378.34		378.34 DR
01/10/2020	K.G & K.J Gorham 0002201673 L.J. Hooker Kwinan N - DIRECT CREDIT		378.34		756.68 DR
01/12/2020	K.G & K.J Gorham 0015313310 L.J. Hooker Kwinan N - DIRECT CREDIT [Compliance Checks] [Bank charges] [Management fee]		378.34		1,135.02 DR
30/01/2021	K.G & K.J Gorham 0028382849 L.J. Hooker Kwinan N - DIRECT CREDIT		378.34		1,513.36 DR
			<b>1,513.36</b>		<b>1,513.36 DR</b>
<b>Property Expenses - Insurance Premium (41980)</b>					
<u>Unit 3, 49-53 Bronte St East Perth (BRONTEST)</u>					
09/04/2021	#Chq:1 - DEPOSIT - CHEQUE(S)			16.00	16.00 CR
29/04/2021	DSJR Unit Trust 0048411472 3 53 Bronte St N - DIRECT CREDIT		335.00		319.00 DR
			<b>335.00</b>	<b>16.00</b>	<b>319.00 DR</b>
<u>12/10 Prescott Place, Orelia (PRESCOTPL)</u>					

# The Gracy Superannuation Fund

## General Ledger

As at 30 June 2021

Transaction Date	Description	Units	Debit	Credit	Balance \$
17/08/2020	BPAY TO: TERRI SCHEER 0120036895 - BILL PAYMENT		436.00		436.00 DR
			<b>436.00</b>		<b>436.00 DR</b>
<b>Property Expenses - Repairs Maintenance (42060)</b>					
<u>Unit 3, 49-53 Bronte St East Perth (BRONTEST)</u>					
24/09/2020	DSJR Unit Trust 0000802808 3 53 Bronte St N - DIRECT CREDIT [Benger Plumbing]		272.00		272.00 DR
			<b>272.00</b>		<b>272.00 DR</b>
<u>12/10 Prescott Place, Orelia (PRESCOTPL)</u>					
22/12/2020	K.G & K.J Gorham 0020274358 L.J. Hooker Kwinan N - DIRECT CREDIT [Service Shower/Bath Taps]		133.10		133.10 DR
			<b>133.10</b>		<b>133.10 DR</b>
<b>Property Expenses - Strata Levy Fees (42100)</b>					
<u>Unit 3, 49-53 Bronte St East Perth (BRONTEST)</u>					
24/08/2020	Gracy1655 EPerth Western Strata Manag - OSKO PAYMENT		519.10		519.10 DR
07/12/2020	GracyHoldings1655 Bronte Western Strata Manag - OSKO PAYMENT		519.10		1,038.20 DR
10/03/2021	Gracy Holdings1655 Western Strata Manag - OSKO PAYMENT		519.10		1,557.30 DR
14/06/2021	BWA0400448 1655 GRACYHOLDINGS 0174304307WESTERN ST - PAY ANYONE		519.20		2,076.50 DR
			<b>2,076.50</b>		<b>2,076.50 DR</b>
<u>12/10 Prescott Place, Orelia (PRESCOTPL)</u>					
06/08/2020	BPAY TO: DEFT PAYMENTS 0119755353 - BILL PAYMENT		1,150.00		1,150.00 DR
27/10/2020	BPAY TO: DEFT PAYMENTS 0121572141 - BILL PAYMENT		1,150.00		2,300.00 DR
02/02/2021	BPAY TO: DEFT PAYMENTS 0124283532 - BILL PAYMENT		1,150.00		3,450.00 DR
27/05/2021	BPAY TO: DEFT PAYMENTS 0127322365 - BILL PAYMENT		1,150.00		4,600.00 DR
			<b>4,600.00</b>		<b>4,600.00 DR</b>
<b>Property Expenses - Water Rates (42150)</b>					
<u>Unit 3, 49-53 Bronte St East Perth (BRONTEST)</u>					
30/07/2020	DSJR Unit Trust 0988831353 3 53 Bronte St N - DIRECT CREDIT		184.66		184.66 DR
24/09/2020	DSJR Unit Trust 0000802808 3 53 Bronte St N - DIRECT CREDIT [Benger Plumbing]		286.00		470.66 DR
29/10/2020	DSJR Unit Trust 0008523132 3 53 Bronte St N - DIRECT CREDIT		181.69		652.35 DR
26/11/2020	DSJR Unit Trust 0014531288 3 53 Bronte St N - DIRECT CREDIT		181.69		834.04 DR
26/02/2021	DSJR Unit Trust 0034225670 3 53 Bronte St N - DIRECT CREDIT		175.73		1,009.77 DR
29/04/2021	DSJR Unit Trust 0048411472 3 53 Bronte St N - DIRECT CREDIT		181.69		1,191.46 DR
27/05/2021	DSJR Unit Trust 0054698033 3 53 Bronte St N - DIRECT CREDIT		181.69		1,373.15 DR
			<b>1,373.15</b>		<b>1,373.15 DR</b>
<u>12/10 Prescott Place, Orelia (PRESCOTPL)</u>					
31/08/2020	K.G & K.J Gorham 0995519158 L.J. Hooker Kwinan N - DIRECT CREDIT		129.84		129.84 DR
31/10/2020	K.G & K.J Gorham 0008852781 L.J. Hooker Kwinan N - DIRECT CREDIT		127.75		257.59 DR
30/01/2021	K.G & K.J Gorham 0028382849 L.J. Hooker Kwinan N - DIRECT CREDIT		127.75		385.34 DR
27/02/2021	K.G & K.J Gorham 0034523555 L.J. Hooker Kwinan N - DIRECT CREDIT		123.56		508.90 DR

# The Gracy Superannuation Fund

## General Ledger

As at 30 June 2021

Transaction Date	Description	Units	Debit	Credit	Balance \$
30/04/2021	K.G & K.J Gorham 0048842965 L.J. Hooker Kwinan N - DIRECT CREDIT		127.75		636.65 DR
30/06/2021	K.G & K.J Gorham 0062173384 L.J. Hooker Kwinan N - DIRECT CREDIT [Reimb Advertising] [Remaining Lease] [Reimb PCR] [Reimb Advertising]		127.75		764.40 DR
			<b>764.40</b>		<b>764.40 DR</b>
<b>Property Expense - Rental Expenses (42500)</b>					
<u>12/10 Prescott Place, Orelia (PRESCOTPL)</u>					
01/12/2020	K.G & K.J Gorham 0015313310 L.J. Hooker Kwinan N - DIRECT CREDIT [Compliance Checks] [Bank charges] [Management fee]		75.00		75.00 DR
01/12/2020	K.G & K.J Gorham 0015313310 L.J. Hooker Kwinan N - DIRECT CREDIT [Compliance Checks] [Bank charges] [Management fee]		0.80		75.80 DR
			<b>75.80</b>		<b>75.80 DR</b>
<b>Income Tax Expense (48500)</b>					
<u>Income Tax Expense (48500)</u>					
30/06/2021	Create Entries - Income Tax Expense - 30/06/2021		4,702.95		4,702.95 DR
			<b>4,702.95</b>		<b>4,702.95 DR</b>
<b>Profit/Loss Allocation Account (49000)</b>					
<u>Profit/Loss Allocation Account (49000)</u>					
02/07/2020	System Member Journals		773.26		773.26 DR
02/07/2020	System Member Journals		773.26		1,546.52 DR
04/08/2020	System Member Journals		773.26		2,319.78 DR
04/08/2020	System Member Journals		773.26		3,093.04 DR
20/08/2020	System Member Journals		773.26		3,866.30 DR
20/08/2020	System Member Journals		773.26		4,639.56 DR
29/09/2020	System Member Journals		773.26		5,412.82 DR
29/09/2020	System Member Journals		773.26		6,186.08 DR
29/10/2020	System Member Journals		1,159.89		7,345.97 DR
30/10/2020	System Member Journals		1,159.89		8,505.86 DR
26/11/2020	System Member Journals		773.26		9,279.12 DR
27/11/2020	System Member Journals		773.26		10,052.38 DR
28/12/2020	System Member Journals		773.26		10,825.64 DR
28/12/2020	System Member Journals		773.26		11,598.90 DR
27/01/2021	System Member Journals		773.26		12,372.16 DR
27/01/2021	System Member Journals		773.26		13,145.42 DR
03/03/2021	System Member Journals		773.26		13,918.68 DR
03/03/2021	System Member Journals		773.26		14,691.94 DR
29/03/2021	System Member Journals		773.26		15,465.20 DR
29/03/2021	System Member Journals		773.26		16,238.46 DR
30/04/2021	System Member Journals		1,159.89		17,398.35 DR
30/04/2021	System Member Journals		1,159.89		18,558.24 DR
03/06/2021	System Member Journals		773.26		19,331.50 DR
03/06/2021	System Member Journals		773.26		20,104.76 DR
25/06/2021	System Member Journals		773.26		20,878.02 DR
25/06/2021	System Member Journals		773.26		21,651.28 DR

# The Gracy Superannuation Fund

## General Ledger

As at 30 June 2021

Transaction Date	Description	Units	Debit	Credit	Balance \$
30/06/2021	Create Entries - Profit/Loss Allocation - 30/06/2021		35,498.90		57,150.18 DR
30/06/2021	Create Entries - Profit/Loss Allocation - 30/06/2021		31,178.23		88,328.41 DR
30/06/2021	Create Entries - Income Tax Expense Allocation - 30/06/2021			469.61	87,858.80 DR
30/06/2021	Create Entries - Income Tax Expense Allocation - 30/06/2021			412.46	87,446.34 DR
			<b>88,328.41</b>	<b>882.07</b>	<b>87,446.34 DR</b>

### Opening Balance (50010)

(Opening Balance) Cockerton, Geoffrey - Accumulation (COCGEO00001A)

01/07/2020	Opening Balance				258,993.00 CR
01/07/2020	Close Period Journal			32,070.74	291,063.74 CR
				<b>32,070.74</b>	<b>291,063.74 CR</b>

(Opening Balance) Cockerton, Tracy - Accumulation (COCTRA00001A)

01/07/2020	Opening Balance				227,133.46 CR
01/07/2020	Close Period Journal			29,312.80	256,446.26 CR
				<b>29,312.80</b>	<b>256,446.26 CR</b>

### Contributions (52420)

(Contributions) Cockerton, Geoffrey - Accumulation (COCGEO00001A)

01/07/2020	Opening Balance				10,916.64 CR
01/07/2020	Close Period Journal		10,916.64		0.00 DR
02/07/2020	System Member Journals			909.72	909.72 CR
04/08/2020	System Member Journals			909.72	1,819.44 CR
20/08/2020	System Member Journals			909.72	2,729.16 CR
29/09/2020	System Member Journals			909.72	3,638.88 CR
29/10/2020	System Member Journals			1,364.58	5,003.46 CR
30/10/2020	System Member Journals			1,364.58	6,368.04 CR
26/11/2020	System Member Journals			909.72	7,277.76 CR
28/12/2020	System Member Journals			909.72	8,187.48 CR
27/01/2021	System Member Journals			909.72	9,097.20 CR
03/03/2021	System Member Journals			909.72	10,006.92 CR
29/03/2021	System Member Journals			909.72	10,916.64 CR
30/04/2021	System Member Journals			1,364.58	12,281.22 CR
03/06/2021	System Member Journals			909.72	13,190.94 CR
25/06/2021	System Member Journals			909.72	14,100.66 CR
			<b>10,916.64</b>	<b>14,100.66</b>	<b>14,100.66 CR</b>

(Contributions) Cockerton, Tracy - Accumulation (COCTRA00001A)

01/07/2020	Opening Balance				10,916.64 CR
01/07/2020	Close Period Journal		10,916.64		0.00 DR
02/07/2020	System Member Journals			909.72	909.72 CR
04/08/2020	System Member Journals			909.72	1,819.44 CR
20/08/2020	System Member Journals			909.72	2,729.16 CR
29/09/2020	System Member Journals			909.72	3,638.88 CR
27/11/2020	System Member Journals			909.72	4,548.60 CR
28/12/2020	System Member Journals			909.72	5,458.32 CR
27/01/2021	System Member Journals			909.72	6,368.04 CR
03/03/2021	System Member Journals			909.72	7,277.76 CR
29/03/2021	System Member Journals			909.72	8,187.48 CR

# The Gracy Superannuation Fund

## General Ledger

As at 30 June 2021

Transaction Date	Description	Units	Debit	Credit	Balance \$
30/04/2021	System Member Journals			1,364.58	9,552.06 CR
03/06/2021	System Member Journals			909.72	10,461.78 CR
25/06/2021	System Member Journals			909.72	11,371.50 CR
			<b>10,916.64</b>	<b>11,371.50</b>	<b>11,371.50 CR</b>

### Share of Profit/(Loss) (53100)

(Share of Profit/(Loss)) Cockerton, Geoffrey - Accumulation (COCGEO00001A)

01/07/2020	Opening Balance				23,263.85 CR
01/07/2020	Close Period Journal		23,263.85		0.00 DR
30/06/2021	Create Entries - Profit/Loss Allocation - 30/06/2021			35,498.90	35,498.90 CR
			<b>23,263.85</b>	<b>35,498.90</b>	<b>35,498.90 CR</b>

(Share of Profit/(Loss)) Cockerton, Tracy - Accumulation (COCTRA00001A)

01/07/2020	Opening Balance				20,448.76 CR
01/07/2020	Close Period Journal		20,448.76		0.00 DR
30/06/2021	Create Entries - Profit/Loss Allocation - 30/06/2021			31,178.23	31,178.23 CR
			<b>20,448.76</b>	<b>31,178.23</b>	<b>31,178.23 CR</b>

### Income Tax (53330)

(Income Tax) Cockerton, Geoffrey - Accumulation (COCGEO00001A)

01/07/2020	Opening Balance				472.23 DR
01/07/2020	Close Period Journal			472.23	0.00 DR
30/06/2021	Create Entries - Income Tax Expense Allocation - 30/06/2021		469.61		469.61 DR
			<b>469.61</b>	<b>472.23</b>	<b>469.61 DR</b>

(Income Tax) Cockerton, Tracy - Accumulation (COCTRA00001A)

01/07/2020	Opening Balance				415.08 DR
01/07/2020	Close Period Journal			415.08	0.00 DR
30/06/2021	Create Entries - Income Tax Expense Allocation - 30/06/2021		412.46		412.46 DR
			<b>412.46</b>	<b>415.08</b>	<b>412.46 DR</b>

### Contributions Tax (53800)

(Contributions Tax) Cockerton, Geoffrey - Accumulation (COCGEO00001A)

01/07/2020	Opening Balance				1,637.52 DR
01/07/2020	Close Period Journal			1,637.52	0.00 DR
02/07/2020	System Member Journals		136.46		136.46 DR
04/08/2020	System Member Journals		136.46		272.92 DR
20/08/2020	System Member Journals		136.46		409.38 DR
29/09/2020	System Member Journals		136.46		545.84 DR
29/10/2020	System Member Journals		204.69		750.53 DR
30/10/2020	System Member Journals		204.69		955.22 DR
26/11/2020	System Member Journals		136.46		1,091.68 DR
28/12/2020	System Member Journals		136.46		1,228.14 DR
27/01/2021	System Member Journals		136.46		1,364.60 DR
03/03/2021	System Member Journals		136.46		1,501.06 DR
29/03/2021	System Member Journals		136.46		1,637.52 DR
30/04/2021	System Member Journals		204.69		1,842.21 DR
03/06/2021	System Member Journals		136.46		1,978.67 DR
25/06/2021	System Member Journals		136.46		2,115.13 DR



# The Gracy Superannuation Fund

## General Ledger

As at 30 June 2021

Transaction Date	Description	Units	Debit	Credit	Balance \$
			<b>2,115.13</b>	<b>1,637.52</b>	<b>2,115.13 DR</b>
<u>(Contributions Tax) Cockerton, Tracy - Accumulation (COCTRA00001A)</u>					
01/07/2020	Opening Balance				1,637.52 DR
01/07/2020	Close Period Journal			1,637.52	0.00 DR
02/07/2020	System Member Journals		136.46		136.46 DR
04/08/2020	System Member Journals		136.46		272.92 DR
20/08/2020	System Member Journals		136.46		409.38 DR
29/09/2020	System Member Journals		136.46		545.84 DR
27/11/2020	System Member Journals		136.46		682.30 DR
28/12/2020	System Member Journals		136.46		818.76 DR
27/01/2021	System Member Journals		136.46		955.22 DR
03/03/2021	System Member Journals		136.46		1,091.68 DR
29/03/2021	System Member Journals		136.46		1,228.14 DR
30/04/2021	System Member Journals		204.69		1,432.83 DR
03/06/2021	System Member Journals		136.46		1,569.29 DR
25/06/2021	System Member Journals		136.46		1,705.75 DR
			<b>1,705.75</b>	<b>1,637.52</b>	<b>1,705.75 DR</b>

### Bank Accounts (60400)

#### Bendigo Bank (Bendigo Bank)

01/07/2020	Opening Balance				7,725.38 DR
01/07/2020	- DEBIT CARD FEE			3.00	7,722.38 DR
01/07/2020	- INTEREST				7,722.38 DR
01/07/2020	TRANSACTION FEES CHARGED 06/20 - TRANSACTION FEES CHARGED			1.20	7,721.18 DR
02/07/2020	GC SUPER JUNE LANDCARE HOLDINGS PT - OSKO PAYMENT	909.72			8,630.90 DR
02/07/2020	TC SUPER JUNE LANDCARE HOLDINGS PT - OSKO PAYMENT	909.72			9,540.62 DR
23/07/2020	PM Inv949829Gracy Perth Mint - OSKO PAYMENT			5,287.70	4,252.92 DR
30/07/2020	DSJR Unit Trust 0988831353 3 53 Bronte St N - DIRECT CREDIT	956.90			5,209.82 DR
31/07/2020	K.G & K.J Gorham 0989193099 L.J. Hooker Kwinan N - DIRECT CREDIT	333.42			5,543.24 DR
01/08/2020	- DEBIT CARD FEE			3.00	5,540.24 DR
01/08/2020	- INTEREST				5,540.24 DR
01/08/2020	TRANSACTION FEES CHARGED 07/20 - TRANSACTION FEES CHARGED			0.40	5,539.84 DR
03/08/2020	BPAY TO: Country Wide Insuran 0119669257 - BILL PAYMENT			41.68	5,498.16 DR
04/08/2020	TC Super LANDCARE HOLDINGS PT - OSKO PAYMENT	909.72			6,407.88 DR
04/08/2020	GC Super LANDCARE HOLDINGS PT - OSKO PAYMENT	909.72			7,317.60 DR
06/08/2020	BPAY TO: DEFT PAYMENTS 0119755353 - BILL PAYMENT			1,150.00	6,167.60 DR
13/08/2020	BPAY TO: TAX OFFICE PAYMENTS 0119935200 - BILL PAYMENT			2,971.75	3,195.85 DR
13/08/2020	BPAY TO: TAX OFFICE PAYMENTS 0119935375 - BILL PAYMENT			1,431.29	1,764.56 DR
17/08/2020	BPAY TO: Country Wide Insuran 0120031202 - BILL PAYMENT			36.19	1,728.37 DR
17/08/2020	BPAY TO: Country Wide Insuran 0120031268 - BILL PAYMENT			820.00	908.37 DR
17/08/2020	BPAY TO: TERRI SCHEER 0120036895 - BILL PAYMENT			436.00	472.37 DR
20/08/2020	GC Super LANDCARE HOLDINGS PT -	909.72			1,382.09 DR



# The Gracy Superannuation Fund

## General Ledger

As at 30 June 2021

Transaction Date	Description	Units	Debit	Credit	Balance \$
	OSKO PAYMENT				
20/08/2020	TC Super LANDCARE HOLDINGS PT - OSKO PAYMENT		909.72		2,291.81 DR
24/08/2020	Gracy1655 EPerth Western Strata Manag - OSKO PAYMENT			519.10	1,772.71 DR
31/08/2020	K.G & K.J Gorham 0995519158 L.J. Hooker Kwinan N - DIRECT CREDIT		581.92		2,354.63 DR
01/09/2020	- DEBIT CARD FEE			3.00	2,351.63 DR
01/09/2020	- INTEREST				2,351.63 DR
01/09/2020	TRANSACTION FEES CHARGED 08/20 - TRANSACTION FEES CHARGED			3.20	2,348.43 DR
24/09/2020	DSJR Unit Trust 0000802808 3 53 Bronte St N - DIRECT CREDIT [Benger Plumbing]		345.47		2,693.90 DR
29/09/2020	GC Super Sept LANDCARE HOLDINGS PT - OSKO PAYMENT		909.72		3,603.62 DR
29/09/2020	TC Super Sept LANDCARE HOLDINGS PT - OSKO PAYMENT		909.72		4,513.34 DR
01/10/2020	K.G & K.J Gorham 0002201673 L.J. Hooker Kwinan N - DIRECT CREDIT		333.42		4,846.76 DR
01/10/2020	- DEBIT CARD FEE			3.00	4,843.76 DR
01/10/2020	- INTEREST				4,843.76 DR
02/10/2020	BPAY TO: TAX OFFICE PAYMENTS 0121295163 - BILL PAYMENT			848.00	3,995.76 DR
27/10/2020	BPAY TO: DEFT PAYMENTS 0121572141 - BILL PAYMENT			1,150.00	2,845.76 DR
29/10/2020	GC SUPER LANDCARE HOLDINGS PT - OSKO PAYMENT		1,364.58		4,210.34 DR
29/10/2020	DSJR Unit Trust 0008523132 3 53 Bronte St N - DIRECT CREDIT		1,303.01		5,513.35 DR
30/10/2020	LANDCARE HOLDINGS P 0171990192 TC SUPER - PAY ANYONE		1,364.58		6,877.93 DR
31/10/2020	K.G & K.J Gorham 0008852781 L.J. Hooker Kwinan N - DIRECT CREDIT		555.11		7,433.04 DR
01/11/2020	- DEBIT CARD FEE			3.00	7,430.04 DR
01/11/2020	- INTEREST				7,430.04 DR
01/11/2020	TRANSACTION FEES CHARGED 10/20 - TRANSACTION FEES CHARGED			0.80	7,429.24 DR
26/11/2020	GC Super LANDCARE HOLDINGS PT - OSKO PAYMENT		909.72		8,338.96 DR
26/11/2020	DSJR Unit Trust 0014531288 3 53 Bronte St N - DIRECT CREDIT		926.87		9,265.83 DR
27/11/2020	LANDCARE HOLDINGS P 0172296699 TC SUPER - PAY ANYONE		909.72		10,175.55 DR
01/12/2020	K.G & K.J Gorham 0015313310 L.J. Hooker Kwinan N - DIRECT CREDIT [Compliance Checks] [Bank charges] [Management fee]		257.62		10,433.17 DR
01/12/2020	- DEBIT CARD FEE			3.00	10,430.17 DR
01/12/2020	- INTEREST				10,430.17 DR
07/12/2020	GracyHoldings1655 Bronte Western Strata Manag - OSKO PAYMENT			519.10	9,911.07 DR
22/12/2020	K.G & K.J Gorham 0020274358 L.J. Hooker Kwinan N - DIRECT CREDIT [Service Shower/Bath Taps]		578.06		10,489.13 DR
24/12/2020	DSJR Unit Trust 0021257246 3 53 Bronte St N - DIRECT CREDIT		1,196.56		11,685.69 DR
28/12/2020	GC Super LANDCARE HOLDINGS PT - OSKO PAYMENT		909.72		12,595.41 DR
28/12/2020	TC Super LANDCARE HOLDINGS PT - OSKO PAYMENT		909.72		13,505.13 DR
01/01/2021	- DEBIT CARD FEE			3.00	13,502.13 DR
01/01/2021	- INTEREST				13,502.13 DR
01/01/2021	TRANSACTION FEES CHARGED 12/20 - TRANSACTION FEES CHARGED			0.40	13,501.73 DR

# The Gracy Superannuation Fund

## General Ledger

As at 30 June 2021

Transaction Date	Description	Units	Debit	Credit	Balance \$
04/01/2021	DSJR Unit Trust 0022632080 3 53 Bronte St N - DIRECT CREDIT		587.28		14,089.01 DR
27/01/2021	GC Super LANDCARE HOLDINGS PT - OSKO PAYMENT		909.72		14,998.73 DR
27/01/2021	TC Super LANDCARE HOLDINGS PT - OSKO PAYMENT		909.72		15,908.45 DR
28/01/2021	DSJR Unit Trust 0028056165 3 53 Bronte St N - DIRECT CREDIT		886.42		16,794.87 DR
30/01/2021	K.G & K.J Gorham 0028382849 L.J. Hooker Kwinan N - DIRECT CREDIT		560.55		17,355.42 DR
01/02/2021	- DEBIT CARD FEE			3.00	17,352.42 DR
01/02/2021	- INTEREST				17,352.42 DR
02/02/2021	BPAY TO: DEFT PAYMENTS 0124283532 - BILL PAYMENT			1,150.00	16,202.42 DR
18/02/2021	PM inv970331Gracy Perth Mint - OSKO PAYMENT			9,632.50	6,569.92 DR
26/02/2021	DSJR Unit Trust 0034225670 3 53 Bronte St N - DIRECT CREDIT		751.33		7,321.25 DR
27/02/2021	K.G & K.J Gorham 0034523555 L.J. Hooker Kwinan N - DIRECT CREDIT		587.60		7,908.85 DR
01/03/2021	- DEBIT CARD FEE			3.00	7,905.85 DR
01/03/2021	- INTEREST				7,905.85 DR
01/03/2021	TRANSACTION FEES CHARGED 02/21 - TRANSACTION FEES CHARGED			0.80	7,905.05 DR
01/03/2021	BPAY TO: TAX OFFICE PAYMENTS 0124524042 - BILL PAYMENT			848.00	7,057.05 DR
03/03/2021	GC Super Feb LANDCARE HOLDINGS PT - OSKO PAYMENT		909.72		7,966.77 DR
03/03/2021	TC Super Feb LANDCARE HOLDINGS PT - OSKO PAYMENT		909.72		8,876.49 DR
10/03/2021	Gracy Holdings1655 Western Strata Manag - OSKO PAYMENT			519.10	8,357.39 DR
25/03/2021	DSJR Unit Trust 0040760380 3 53 Bronte St N - DIRECT CREDIT		1,185.56		9,542.95 DR
29/03/2021	LANDCARE HOLDINGS P 0173549336 GC SUPER MARCH - PAY ANYONE		909.72		10,452.67 DR
29/03/2021	LANDCARE HOLDINGS P 0173549355 TC SUPER MARCH - PAY ANYONE		909.72		11,362.39 DR
01/04/2021	K.G & K.J Gorham 0042226428 L.J. Hooker Kwinan N - DIRECT CREDIT		711.36		12,073.75 DR
01/04/2021	- DEBIT CARD FEE			3.00	12,070.75 DR
01/04/2021	- INTEREST				12,070.75 DR
01/04/2021	TRANSACTION FEES CHARGED 03/21 - TRANSACTION FEES CHARGED			0.80	12,069.95 DR
09/04/2021	#Chq:1 - DEPOSIT - CHEQUE(S)		16.00		12,085.95 DR
24/04/2021	Cosway Inv7290 Cosway Accounting - OSKO PAYMENT			220.00	11,865.95 DR
28/04/2021	BPAY TO: TAX OFFICE PAYMENTS 0126549825 - BILL PAYMENT			848.00	11,017.95 DR
28/04/2021	0245402744 SuperPAYGerror tfr 0034612903V501 - E-BANKING TFR [BPAY TO: TAX OFFICE PAYMENTS 0126549900 - BILL PAYMENT]			566.00	10,451.95 DR
28/04/2021	0245402744 SuperPAYGerror tfr 0034612903V501 - E-BANKING TFR [BPAY TO: TAX OFFICE PAYMENTS 0126549900 - BILL PAYMENT]		566.00		11,017.95 DR
29/04/2021	DSJR Unit Trust 0048411472 3 53 Bronte St N - DIRECT CREDIT		968.01		11,985.96 DR
30/04/2021	LANDCARE HOLDINGS P 0173937077 GC SUPER - PAY ANYONE		1,364.58		13,350.54 DR
30/04/2021	LANDCARE HOLDINGS P 0173937093 TC SUPER - PAY ANYONE		1,364.58		14,715.12 DR
30/04/2021	K.G & K.J Gorham 0048842965 L.J. Hooker Kwinan N - DIRECT CREDIT		583.41		15,298.53 DR
01/05/2021	- DEBIT CARD FEE			3.00	15,295.53 DR

# The Gracy Superannuation Fund

## General Ledger

As at 30 June 2021

Transaction Date	Description	Units	Debit	Credit	Balance \$
01/05/2021	- INTEREST				15,295.53 DR
01/05/2021	TRANSACTION FEES CHARGED 04/21 - TRANSACTION FEES CHARGED			1.90	15,293.63 DR
27/05/2021	Gracy Super Fund AW Boys Super Audits - OSKO PAYMENT			440.00	14,853.63 DR
27/05/2021	BPAY TO: DEFT PAYMENTS 0127322365 - BILL PAYMENT			1,150.00	13,703.63 DR
27/05/2021	DSJR Unit Trust 0054698033 3 53 Bronte St N - DIRECT CREDIT		926.87		14,630.50 DR
01/06/2021	K.G & K.J Gorham 0055445337 L.J. Hooker Kwinan N - DIRECT CREDIT		393.22		15,023.72 DR
01/06/2021	- DEBIT CARD FEE			3.00	15,020.72 DR
01/06/2021	- INTEREST				15,020.72 DR
01/06/2021	TRANSACTION FEES CHARGED 05/21 - TRANSACTION FEES CHARGED			0.80	15,019.92 DR
03/06/2021	TC Super LANDCARE HOLDINGS PT - OSKO PAYMENT		909.72		15,929.64 DR
03/06/2021	GC Super LANDCARE HOLDINGS PT - OSKO PAYMENT		909.72		16,839.36 DR
13/06/2021	BPAY TO: TAX OFFICE PAYMENTS 0127779660 - BILL PAYMENT			859.35	15,980.01 DR
14/06/2021	BWA0400448 1655 GRACYHOLDINGS 0174304307WESTERN ST - PAY ANYONE			519.20	15,460.81 DR
22/06/2021	BPAY TO: ASIC 0128014332 - BILL PAYMENT			355.00	15,105.81 DR
23/06/2021	Gracy Super Fund Perth Mint - OSKO PAYMENT			9,653.16	5,452.65 DR
24/06/2021	DSJR Unit Trust 0060896393 3 53 Bronte St N - DIRECT CREDIT		1,185.56		6,638.21 DR
25/06/2021	LANDCARE HOLDINGS P 0174520917 GC SUPER JUNE - PAY ANYONE		909.72		7,547.93 DR
25/06/2021	LANDCARE HOLDINGS P 0174520931 TC SUPER JUNE - PAY ANYONE		909.72		8,457.65 DR
30/06/2021	K.G & K.J Gorham 0062173384 L.J. Hooker Kwinan N - DIRECT CREDIT [Reimb Advertising] [Remaining Lease] [Reimb PCR] [Reimb Advertising]		1,063.56		9,521.21 DR
			<b>43,813.25</b>	<b>42,017.42</b>	<b>9,521.21 DR</b>
<b>Fixtures and Fittings (at written down value) - Unitised (72650)</b>					
<u>Fixtures &amp; Fittings Prescott St Orelia (COCK05_FIXTURES&amp;FITT)</u>					
01/07/2020	Opening Balance	1.00			549.00 DR
30/06/2021	Depreciation 2021			203.00	346.00 DR
		<b>1.00</b>		<b>203.00</b>	<b>346.00 DR</b>
<u>Fixutres &amp; Fittings Bronte St (COCK05_FIXUTRES&amp;FIT2)</u>					
01/07/2020	Opening Balance	3.00			687.00 DR
30/06/2021	Depreciation 2021			229.00	458.00 DR
		<b>3.00</b>		<b>229.00</b>	<b>458.00 DR</b>
<b>Other Investments (76100)</b>					
<u>Gold Bullion 2.5oz (GLD01)</u>					
01/07/2020	Opening Balance	4.00			25,664.20 DR
30/06/2021	Revaluation - 30/06/2021 @ \$8,362.075000 (Exit) - 4.000000 Units on hand		7,784.10		33,448.30 DR
		<b>4.00</b>	<b>7,784.10</b>		<b>33,448.30 DR</b>
<u>Gold Bullion 5 oz (GLD021)</u>					
01/07/2020	Opening Balance	1.00			12,832.10 DR
30/06/2021	Revaluation - 30/06/2021 @ \$16,724.150000 (Exit) - 1.000000 Units on hand		3,892.05		16,724.15 DR

# The Gracy Superannuation Fund

## General Ledger

As at 30 June 2021

Transaction Date	Description	Units	Debit	Credit	Balance \$
		<b>1.00</b>	<b>3,892.05</b>		<b>16,724.15 DR</b>
<b>Gold Bar 1 oz (GLD031)</b>					
01/07/2020	Opening Balance	3.00			7,699.26 DR
23/06/2021	Gracy Super Fund Perth Mint - OSKO PAYMENT	4.00	9,653.16		17,352.42 DR
30/06/2021	Revaluation - 30/06/2021 @ \$3,344.830000 (Exit) - 7.000000 Units on hand		6,061.39		23,413.81 DR
		<b>7.00</b>	<b>15,714.55</b>		<b>23,413.81 DR</b>
<b>Kangaroo Bar 100g (KANG011)</b>					
01/07/2020	Opening Balance	1.00			9,052.78 DR
30/06/2021	Revaluation - 30/06/2021 @ \$10,753.880000 (Exit) - 1.000000 Units on hand		1,701.10		10,753.88 DR
		<b>1.00</b>	<b>1,701.10</b>		<b>10,753.88 DR</b>
<b>Silver Kangaroo Coin 1oz (Silv Kang Coin 1oz1)</b>					
18/02/2021	PM inv970331Gracy Perth Mint - OSKO PAYMENT	250.00	9,632.50		9,632.50 DR
30/06/2021	Revaluation - 30/06/2021 @ \$34.370000 (Exit) - 250.000000 Units on hand			1,040.00	8,592.50 DR
		<b>250.00</b>	<b>9,632.50</b>	<b>1,040.00</b>	<b>8,592.50 DR</b>
<b>Silver Bar 100 oz (SLV01)</b>					
01/07/2020	Opening Balance	2.00			5,176.00 DR
30/06/2021	Revaluation - 30/06/2021 @ \$3,437.000000 (Exit) - 2.000000 Units on hand		1,698.00		6,874.00 DR
		<b>2.00</b>	<b>1,698.00</b>		<b>6,874.00 DR</b>
<b>Silver Bar Kilo (SLV02)</b>					
01/07/2020	Opening Balance	16.00			13,312.67 DR
23/07/2020	PM Inv949829Gracy Perth Mint - OSKO PAYMENT	5.00	5,287.70		18,600.37 DR
30/06/2021	Revaluation - 30/06/2021 @ \$1,105.021000 (Exit) - 21.000000 Units on hand		4,605.07		23,205.44 DR
		<b>21.00</b>	<b>9,892.77</b>		<b>23,205.44 DR</b>
<b>Plant and Equipment (at written down value) - Unitised (76550)</b>					
<b>Plant &amp; Equipment Prescott Place (COCK05_PLANT&amp;EQUIPME)</b>					
01/07/2020	Opening Balance	5.00			3,801.00 DR
30/06/2021	Depreciation 2021			642.00	3,159.00 DR
		<b>5.00</b>		<b>642.00</b>	<b>3,159.00 DR</b>
<b>Plant &amp; Equipment Bronte St (P&amp;E Bronte St)</b>					
01/07/2020	Opening Balance	11.00			3,085.90 DR
30/06/2021	Depreciation 2021			305.00	2,780.90 DR
30/06/2021	Revaluation - 30/06/2020 @ \$280.536400 (Net Asset Value) - 11.000000 Units on hand		305.00		3,085.90 DR
		<b>11.00</b>	<b>305.00</b>	<b>305.00</b>	<b>3,085.90 DR</b>
<b>Plant and Equipment - Plant &amp; Equipment (Safe)</b>					
01/07/2020	Opening Balance	1.00			1,051.00 DR
30/06/2021	Depreciation 2021			210.00	841.00 DR
		<b>1.00</b>		<b>210.00</b>	<b>841.00 DR</b>
<b>Real Estate Properties ( Australian - Residential) (77200)</b>					

# The Gracy Superannuation Fund

## General Ledger

As at 30 June 2021

Transaction Date	Description	Units	Debit	Credit	Balance \$
<u>Unit 3, 49-53 Bronte St East Perth (BRONTEST)</u>					
01/07/2020	Opening Balance	1.00			326,227.10 DR
30/06/2021	Revaluation - 30/06/2021 @ \$341,761.100000 (Exit) - 1.000000 Units on hand		15,534.00		341,761.10 DR
30/06/2021	Revaluation - 30/06/2021 @ \$341,456.100000 (Exit) - 1.000000 Units on hand			305.00	341,456.10 DR
		<b>1.00</b>	<b>15,534.00</b>	<b>305.00</b>	<b>341,456.10 DR</b>
<u>12/10 Prescott Place, Orelia (PRESCOTPL)</u>					
01/07/2020	Opening Balance	1.00			135,650.00 DR
30/06/2021	Depreciation 2021			716.00	134,934.00 DR
30/06/2021	Revaluation - 30/06/2021 @ \$155,495.000000 (Exit) - 1.000000 Units on hand		20,561.00		155,495.00 DR
		<b>1.00</b>	<b>20,561.00</b>	<b>716.00</b>	<b>155,495.00 DR</b>
<b><u>Income Tax Payable/Refundable (85000)</u></b>					
<u>Income Tax Payable/Refundable (85000)</u>					
01/07/2020	Opening Balance				5,003.39 CR
13/08/2020	BPAY TO: TAX OFFICE PAYMENTS 0119935375 - BILL PAYMENT		1,431.29		3,572.10 CR
13/08/2020	BPAY TO: TAX OFFICE PAYMENTS 0119935200 - BILL PAYMENT		2,712.75		859.35 CR
02/10/2020	BPAY TO: TAX OFFICE PAYMENTS 0121295163 - BILL PAYMENT		848.00		11.35 CR
01/03/2021	BPAY TO: TAX OFFICE PAYMENTS 0124524042 - BILL PAYMENT		848.00		836.65 DR
28/04/2021	BPAY TO: TAX OFFICE PAYMENTS 0126549825 - BILL PAYMENT		848.00		1,684.65 DR
13/06/2021	BPAY TO: TAX OFFICE PAYMENTS 0127779660 - BILL PAYMENT		600.35		2,285.00 DR
30/06/2021	Create Entries - Income Tax Expense - 30/06/2021			4,702.95	2,417.95 CR
			<b>7,288.39</b>	<b>4,702.95</b>	<b>2,417.95 CR</b>
<b>Total Debits:</b>			<b>324,706.59</b>		
<b>Total Credits:</b>				<b>324,706.59</b>	